

NEW

IDEAL

**TAPE
SPLICERS**

**for
FAST
ECONOMICAL
SPLICING**

DODD & CO. INC.

P. O. Box 104 Ridgewood, N. J. 07451

201 444-6573

for
CUTTING



MODEL SC-2
Pat. No. 3,209,635

**The ULTIMATE in
tape splicers**

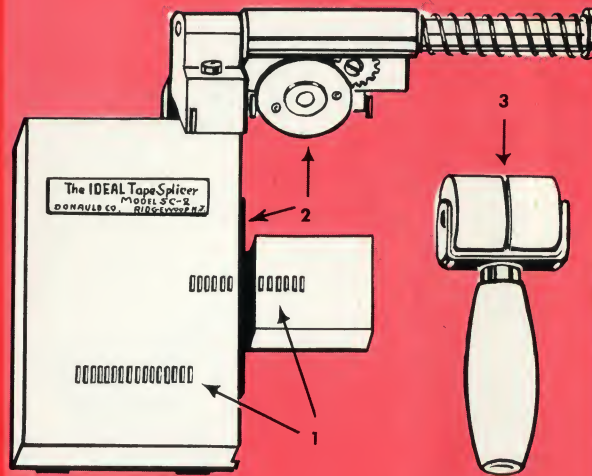
for
SPLICING




Place tape on upper pins for cutting to match tape ends or to edit tapes.

IDEAL splicing permits uninterrupted transmissions without loss of a character.

All metal 5" x 5 1/2" x 3" with non-skid base. Weight 2 1/2 pounds.



1. Two rows of feed hole pins; one for splicing and one for cutting.
2. Floating self-sharpening rotary knife and stationary lower blade for straight, clean cuts.
3. Slotted nylon roller for sealing splices.



Improved version of original IDEAL Tape Splicer for mending torn tapes and occasional splicing.

MODEL S-3

**For splicing and editing
all perforated tapes**

To make an IDEAL splice:

- Remove backing and place an IDEAL Splicing Patch on block, adhesive side up, with "feed holes" over pins.
- Place torn or matching tapes end-to-end with "feed holes" over pins.
- Apply pressure with nylon roller to seal. Remove completed splice.




TAPE SPLICERS

- Butt (end to end) splicers for all equipment.
- Feed Hole Alignment — Accurately spaced pins assure perfect registration.
- One splicer handles all tapes.
- Pressure Sensitive Splicing — no heat or moisture required.



SPLICING PATCHES

- Fully punched pressure sensitive patches with an adhesive for sealing oiled tapes.
- Two piece backing for easy removal.
- IDEAL Patches will read on optical units and on mechanical units.
- For "loops" apply patches to both sides of the tape.
- Available in standard 5, 7, and 8 channel. 6 channel with advanced feed holes for typesetting.
- Packed in plastic boxes of 1 gross each.





**The  METHOD
of splicing**

Currently being used by:

- AIR LINES
- BANKS
- COMMUNICATIONS COMPANIES
- COMPUTER MANUFACTURERS
- DATA PROCESSING CENTERS
- GOVERNMENT AGENCIES
- NEWS SERVICES
- NUMERICAL CONTROL
INSTALLATIONS
- PUBLISHERS
- RAILROADS
- TYPESETTERS

for correcting, repairing and altering
tapes; as well as splicing short tapes for
continuous transmission.



Improved version of original IDEAL Tape Splicer for mending torn tapes and occasional splicing.

MODEL S-4

For splicing and editing all perforated tapes

To make an IDEAL splice:

- Remove backing and place an IDEAL Splicing Patch on block, adhesive side up, with "feed holes" over pins.
- Place torn or matching tapes end-to-end with "feed holes" over pins.
- Apply pressure with nylon roller to seal. Remove completed splice.

.....DONAULD.....INC.

IDEAL TAPE SPLICERS • P. O. BOX 104 • RIDGEWOOD, NEW JERSEY 07451 • (201) 444-6573

February 27, 1967

Mr. T. Nelson
Systems Consultant
Box 1546
Poughkeepsie, New York 12603

Dear Mr. Nelson:

Thank you for your inquiry from Data Processing Magazine referring to our IDEAL Tape Splicers.

We are enclosing our current brochure and a splice made on an IDEAL Tape Splicer - Model SC-2. Please contact us if additional information is required.

Today's prices are as follows:

IDEAL Tape Splicer - Model SC-2	\$85.00 each
IDEAL Splicing Patches	
1 Gross	\$10.00 Per Gross
6 "	8.00 " "
24 "	6.00 " "

Prices are FOB Ridgewood, New Jersey, with prompt shipment from stock.

Your interest in our product is appreciated, and we hope to have the privilege of serving you.

Yours very truly,

DONAULD Inc.



D. T. Auld

enc.