

12/14/21

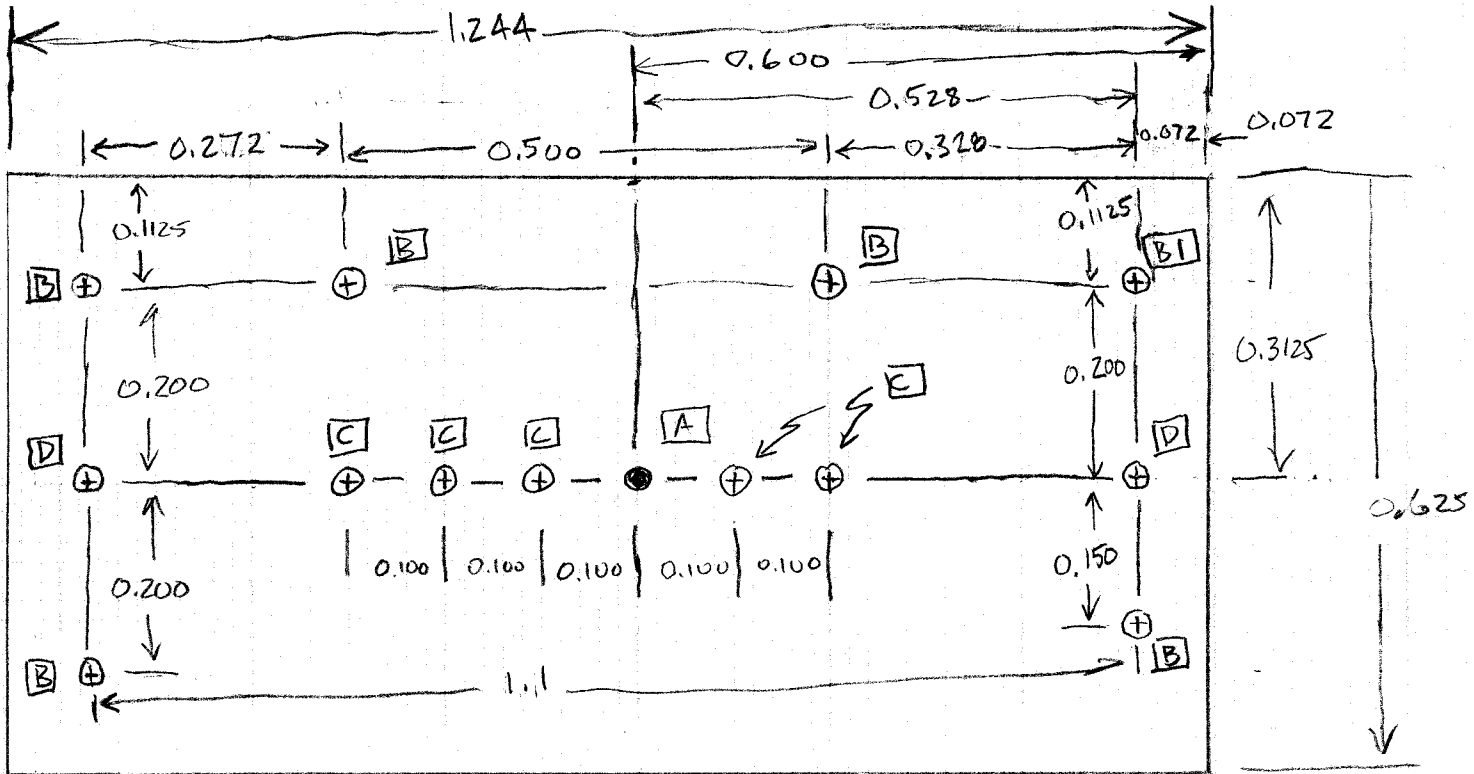
3 PAGES

1 - REV 0

2 - REV 1

3 - REV 1

TOP GUIDE PLATE  
VIEWED FROM TOP  
0.067 THICK



NOTE - OUTSIDE DIMENSIONS ARE NOT CRITICAL

EVERYTHING SHOULD BE REFERENCED FROM

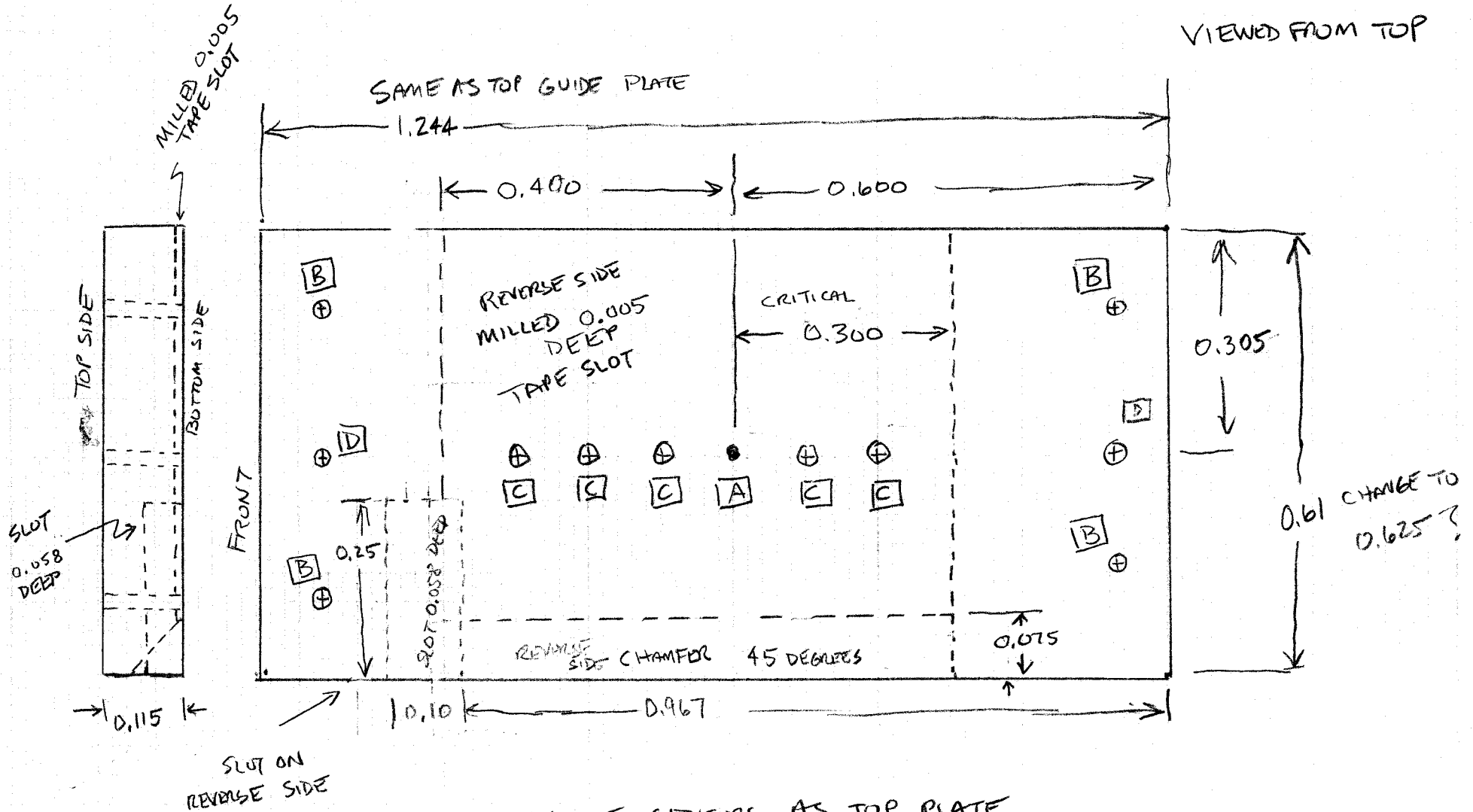
FEED HOLE **A** OR MOUNTING HOLE **B1**

- HOLES
- A** 0.071 - 1 PLACE (FEED PUNCH PIN) #49?
  - B** 0.091 - 6 PLACES (SCREW CLEARANCE) #43?
  - C** 0.071 - 5 PLACES (PUNCH PINS) #49?
  - D** 0.060 - 2 PLACES (ROLL PINS) #53?

①

12/6/21 REV 0

BOTTOM GUIDE PLATE  
 0.115 THICK  
 VIEWED FROM TOP



- SAME HOLE CENTERS AS TOP PLATE
- A** 0.046 - 1 PLACE (FEED PIN) #56?
  - B** 0.091 - 4 PLACES (SCREEN CLEARANCE) #43?
  - C** 0.071 - 5 PLACES (PUNCH PINS) #49?
  - D** 0.060 - 2 PLACES (ROLL PINS) #53?
- SLOT IS 0.058 DEEP ON REVERSE SIDE  
 TAPE SLOT IS 0.005 DEEP ON REVERSE SIDE

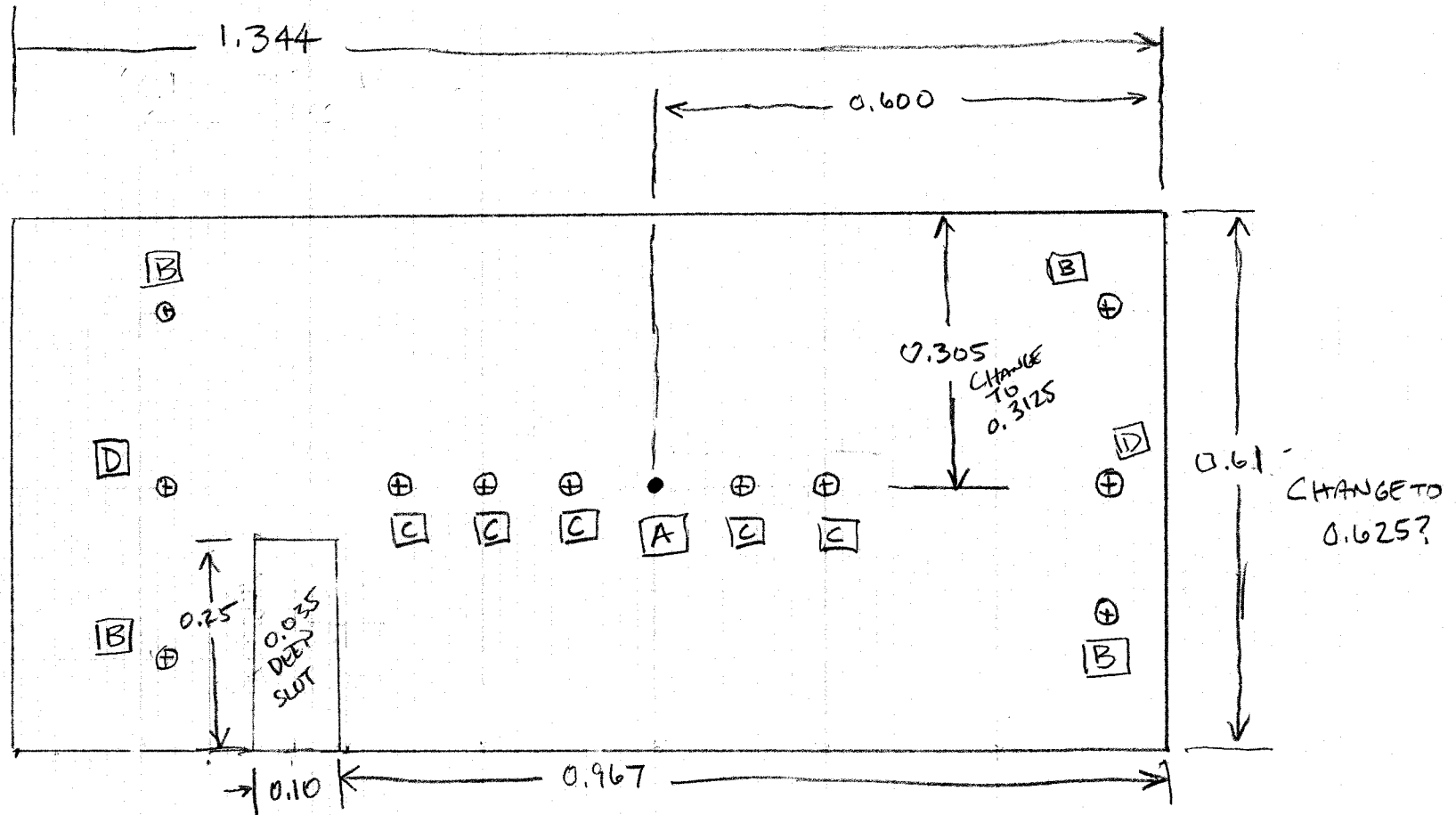
(2)

12/6/21 REV 0  
 12/14/21 REV 1

DIE PLATE  
VIEWED FROM TOP  
0.063 THICK

0.1 LONGER THAN GUIDE PLATES  
ON THIS END

FRONT  
↑



SAME HOLE CENTERS AS TOP PLATE

- HOLE LIST
- [A] 0.046 - 1 PLACE (FEED PIN) #56?
  - [B] 0.091 - 4 PLACES (SCREEN CLEARANCE) #43?
  - [C] 0.071 - 5 PLACES (PUNCH PINS) #49?
  - [D] 0.060 - 2 PLACES (ROLL PINS) #53?
- SLOT IS 0.035 DEEP

3

12/6/21 REV 0

12/14/21 REV 1