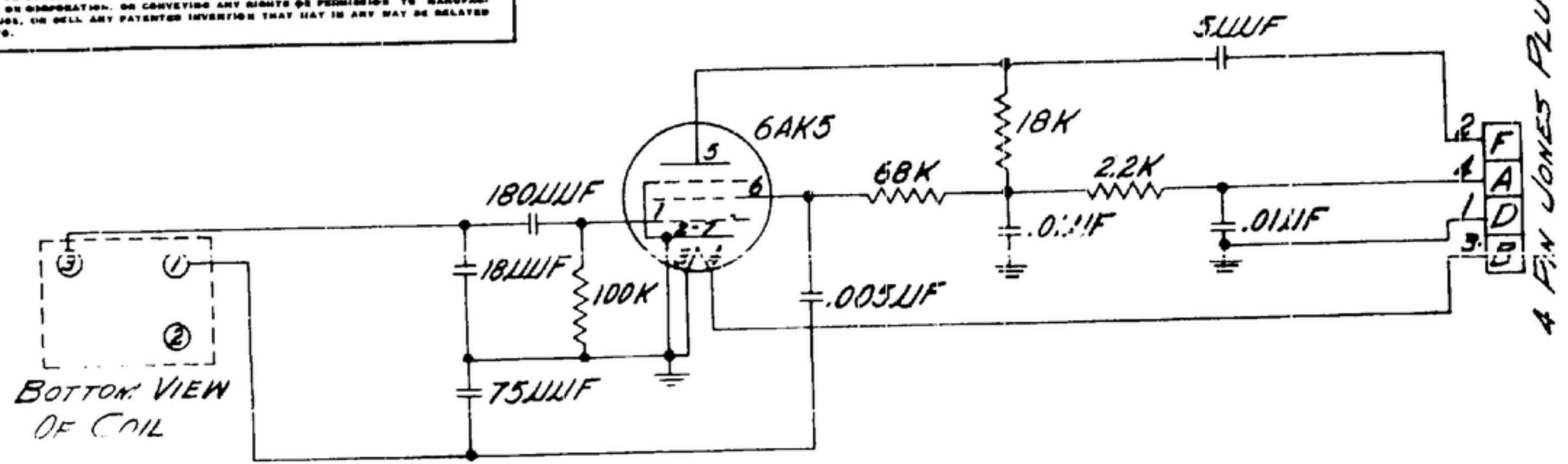
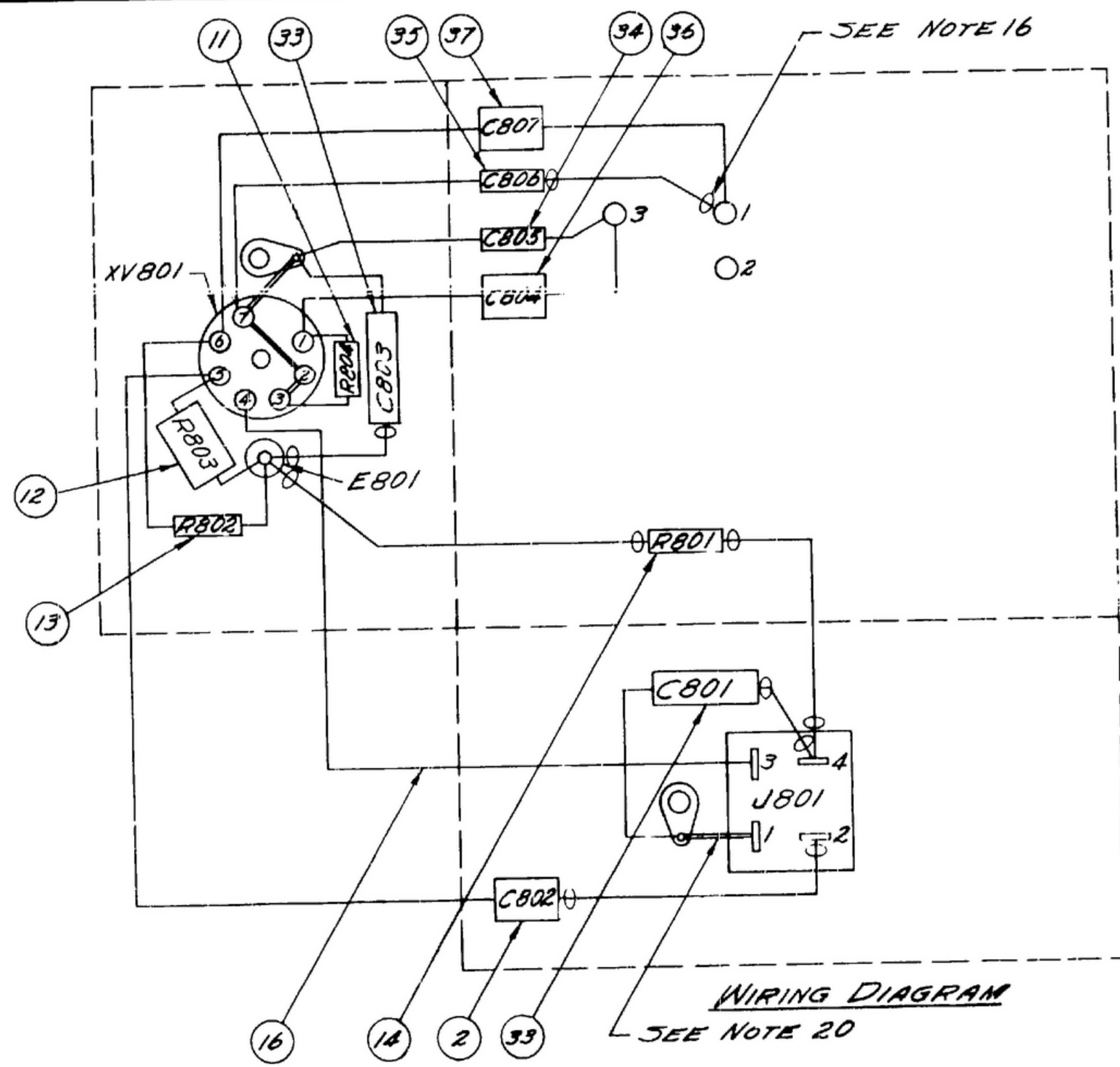
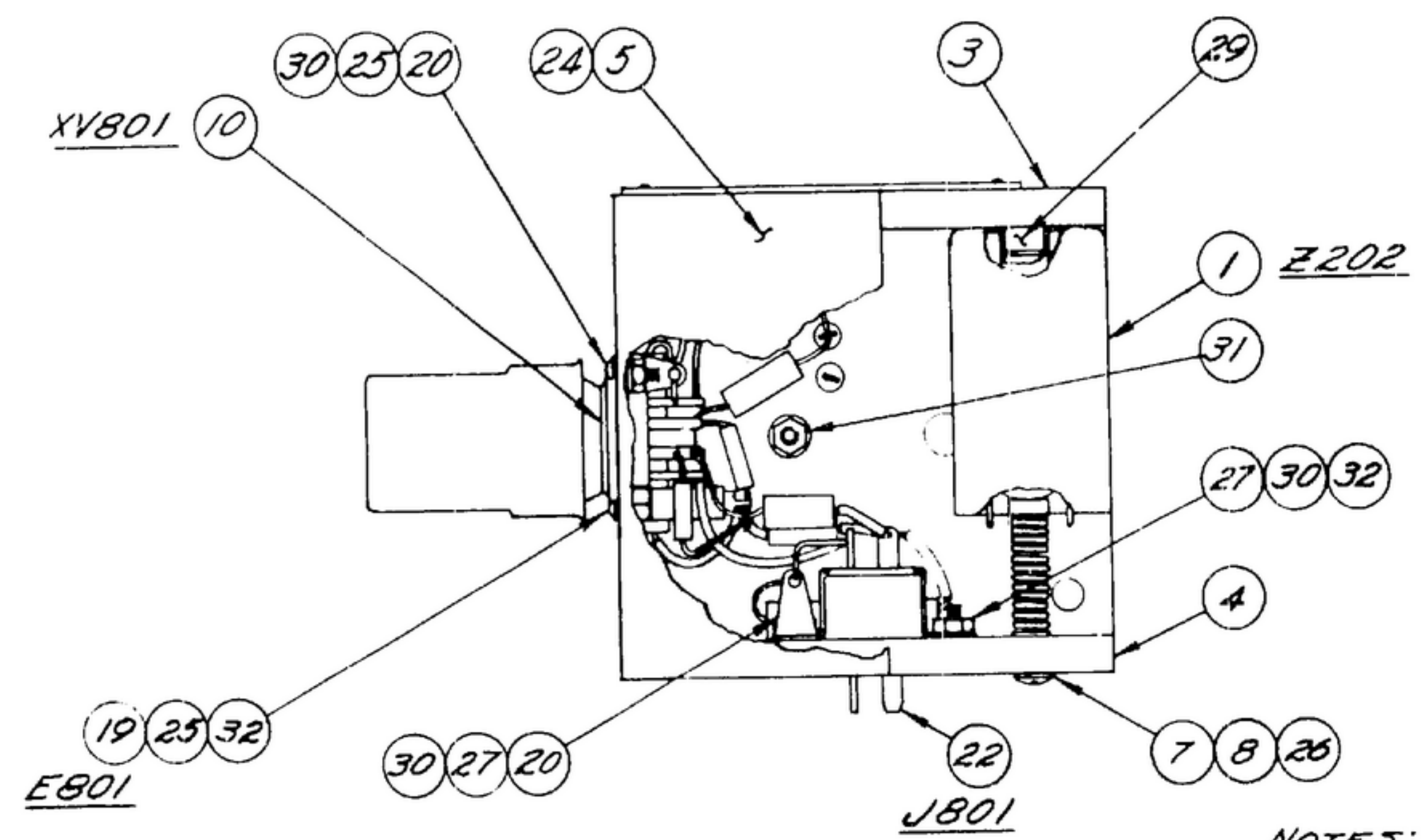


NOTICE: THESE GOVERNMENT DRAWINGS, SPECIFICATIONS, OR OTHER DATA ARE HEREBY MADE AVAILABLE TO THE PUBLIC FOR INFORMATION ONLY. CONTRACTOR MAY AT HIS OPTION DEVIATE FROM THESE PROCESS DETAILS.

FOR INFORMATION ONLY. CONTRACTOR MAY AT HIS OPTION DEVIATE FROM THESE PROCESS DETAILS.

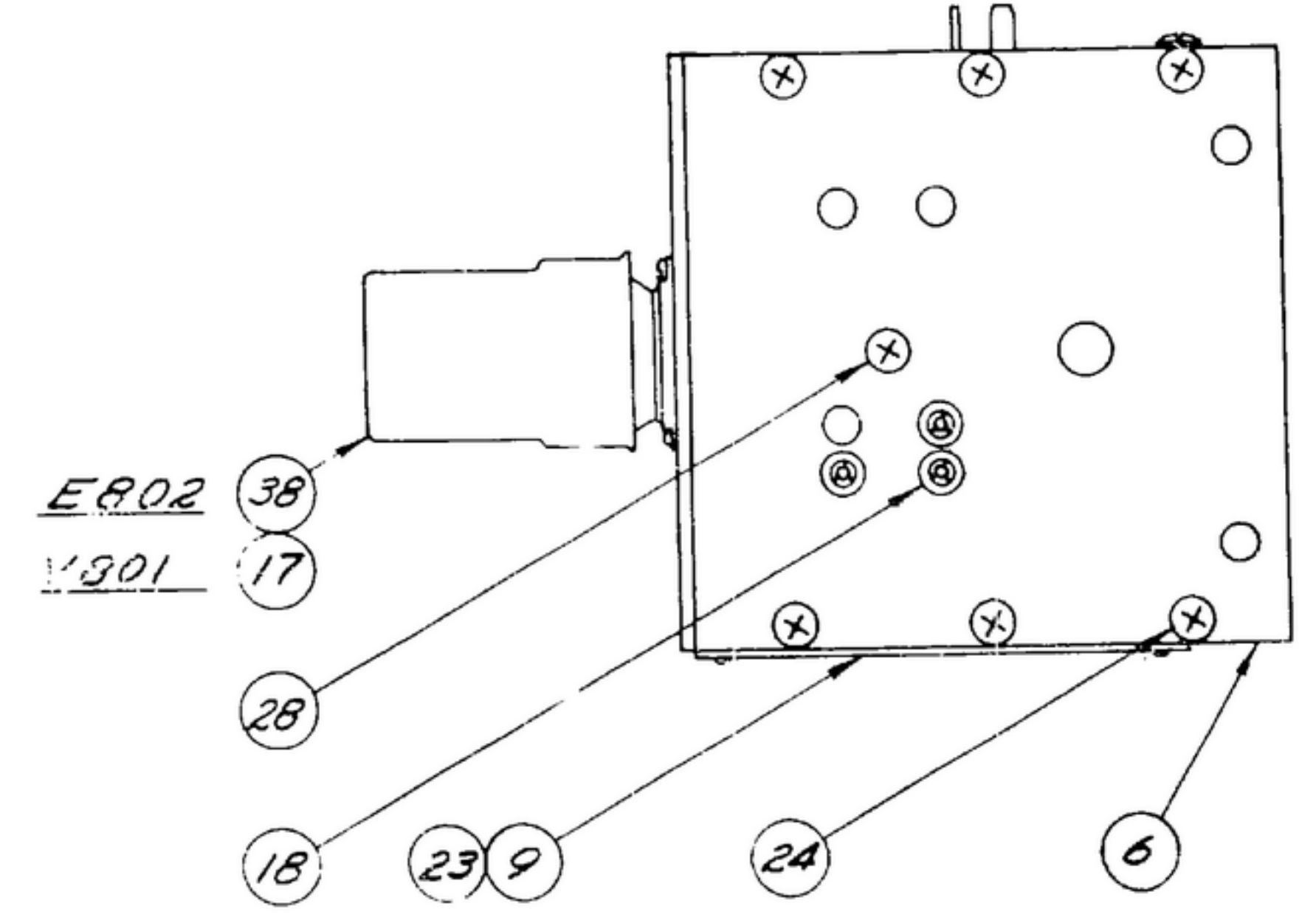


SCHEMATIC DIAGRAM



WIRING DIAGRAM

- NOTES:
1. SHALL BE OPEN TYPE 5010-35(7)-22-11.
 2. SUPPLIED BY GENERAL ELECTRIC CORP., SCHENECTADY, NEW YORK, OR EQUAL.
 3. SUPPLIED BY SELECTRO CORP., NEW ROCHELLE, NEW YORK, OR EQUAL.
 4. SUPPLIED BY WHITSO, INC., SCHILLER PARK, ILLINOIS, OR EQUAL.
 5. SUPPLIED BY PATTON-MAC GUYER CO., PROVIDENCE, RHODE ISLAND, OR EQUAL.
 6. SUPPLIED BY BENTLEY HARRIS MANUFACTURING CO., CONSHOHOCKEN, PENNSYLVANIA, OR EQUAL.
 7. SUPPLIED BY HOWARD B. JONES CO., CHICAGO, ILLINOIS, OR EQUAL.
 8. SUPPLIED BY PARKER KALON CORP., CLIFTON, NEW JERSEY, OR EQUAL.
 9. SUPPLIED BY PHEOLL MANUFACTURING CO., CHICAGO, ILL. (PHILLIPS CROSS-RECESSED) OR EQUAL.
 10. SUPPLIED BY BRISTOL CO., WATERBURY, CONNECTICUT, OR EQUAL. (6 SPLINE)
 11. SUPPLIED BY CENTRAL SCREEN CO., CHICAGO, ILLINOIS, OR EQUAL.
 12. SUPPLIED BY INLAND AUTOMATIC, INC., OMAHA, NEBRASKA, OR EQUAL. (INSERT CAPTIVE)
 13. SUPPLIED BY SHANERPROOF, INC., CHICAGO, ILLINOIS, OR EQUAL.
 14. SUPPLIED BY SPRAGUE ELECTRIC CO., NORTH ADAMS, MASSACHUSETTS, OR EQUAL.
 15. SUPPLIED BY CORVELL-DUBILIER ELECTRIC CORP., SOUTH PLAINFIELD, NEW JERSEY, OR EQUAL.
 16. SYMBOL ⊕ ⊕ INDICATES TUBING (U).
 17. ALL SOLDER SHALL BE SN-50 PER QQ-3-57L.
 18. COIL (1) IS SUPPLIED IN POSITION SHOWN. WHEN IN USE COIL IS PLUGGED IN SOCKETS (18) & HELD IN PLACE WITH SCREW (28).
 19. COAT ALL SOLDER CONNECTIONS WITH VARNISH TYPE I PER MIL-V-173.
 20. WIRE (15) IS SHOWN BY DOUBLE LINE.
 21. SHALL BE TYPE 3 NO 22 SOFT ANNEALED TH COATED.
 22. ALL THREADS SHALL BE PED HAND/5000 H/2B.



QTY	SYMBOL	PART NO.	DESCRIPTION	MATL	FINISHED SIZE	EN'T NOTE
38	1	T5102U01	SHIELD JAN-5-28			
37	1	-23	CAPACITOR #1DR5D5			15
36	1	-22	CAPACITOR #22R5T18			15
35	1	-21	CAPACITOR #22R5Q75			15
34	1	-20	CAPACITOR #22R5Q18	MICA		14
33	2	-19	CAPACITOR #67P10394	PAPER		13
32	2	-18	WASHER #A INT. SHAKE			13
31	1	-17	NUT #30 x 1/8 DIA			12
30	3	-16	NUT #30 x 1/8 DIA			11
29	1	-15	SCREEN #1/4 DIA TAN			10
28	1	-14	SCREEN #1/4 DIA TAN			9
27	2	-13	SCREEN #1/4 DIA TAN			9
26	1	-12	SCREEN #1/4 DIA TAN			9
25	2	-11	SCREEN #1/4 DIA TAN			9
24	10	-10	SCREEN #1/8 DIA TAN			9
23	2	-9	DRIVE SCREW #6 x .058 DIA	STEEL		8
22	1	-8	CONNECTOR P.3M-AB-11			7
21	AS REQ	-7	TUBING #1/8 DIA NO. 18			6
20	2	-6	LUG #3002			5
19	1	-5	POST #103A-1			4
18	3	-4	SOCKET #5KT-1	TEFLON		3
17	1	-3	TUBE #6AK5			2
16	AS REQ	-2	WIRE JAN-C-76			1
15	AS REQ	3M-D-93311-1	WIRE MIL-N-3861	COPPER		21
14	1	RC20GF220J	RESISTOR MIL-R-11			
13	1	RC20BF683K	RESISTOR MIL-R-11			
12	1	RC20BF183K	RESISTOR MIL-R-11			
11	1	RC20BF104K	RESISTOR MIL-R-11			
10	1	T5102P01	SOCKET JAN-5-28			
9	1	SM-G31958-B	NAME PLATE			
8	1	SM-B-31957	SPRING			
7	1	SM-B-31956	NUT			
6	1	SM-B-31251	PLATE			
5	1	SM-B-31250	TOP			
4	1	SM-B-31249	PLATE			
3	1	SM-B-31248	PLATE			
2	1	SM-C-283226-1	CAPACITOR	MICA		
1	1	SM-D-249093	COIL ASSY			

UNLESS OTHERWISE SPECIFIED DIMENSIONS ARE IN INCHES TOLERANCES ON FRACTIONS DECIMALS ANGLES

COLLINS RADIO CO. 3500 PARKWAY IN. DAYTON OH 45424

TEST OSC R-390A/URR
 RF COIL #202
 1.0-2.0 MC
 SIG. C INSP.
 57292

DEPARTMENT OF THE ARMY SIGNAL CORPS ENGINEERING LABORATORIES
 FORT MONMOUTH NEW JERSEY

SM-D-33311

DATE 30 AUG 56 SCALE 1/1

REPLYING TO THIS DRAWING STATE DRAWING NO., APPLICABLE ISSUE SYMBOL, IF ANY, AND DATE.