


4727 WD

REVISIONS

ISSUE	DATE	AUTH. NO.
A	4-1-53	77400
B	4-1-53	77400-1
C	4-1-53	77400
D	4-1-53	77400
E	4-1-53	77400
F	8-12-63	77400
G	5-5-64	78831-1
H	8-24-66	88091-1
I	8-2-71	2502
J	10-18-71	4425

B  
CAPACITOR  
192019

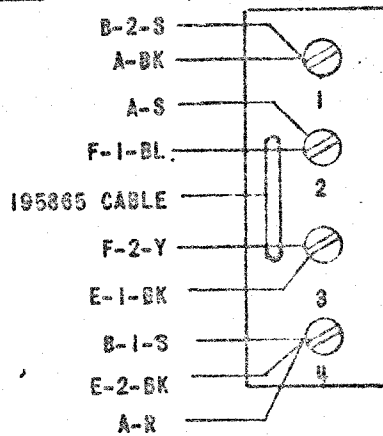
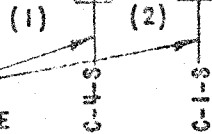


180904 TAB,  
TERMINAL



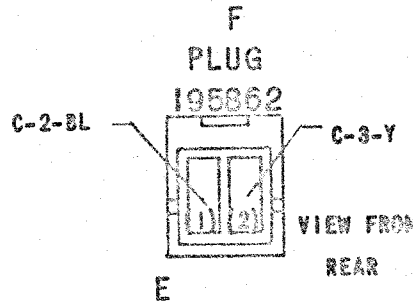
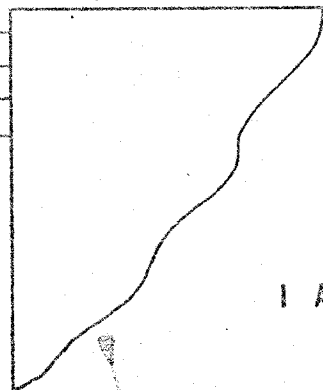
GEAR GUARD  
A-G  
C  
TERMINAL  
BLOCK  
GROUND  
FROM  
LESU  
(BK)

192109  
ELECTRICAL WIRE  
ASSEM.

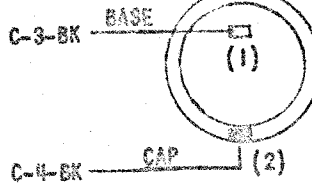


(GROUND)  
MOTOR  
334000, 192120, 334681

D-1-G  
C-2-S  
C-4-R  
C-1-BK



143306 FUSE  
1 AMP. SL-BL FUSEHOLDER  
116783



121426 WIRE ASSEM. (2)

FOR WIRING DIAGRAM OF 192 002  
ANSWER BACK ASSEMBLY SEE 4726WD.

VDP

ACTUAL WIRING DIAGRAM  
FOR  
LCX800, 182 TRANSMITTER  
WIRE ASSEM.

APPROVALS

BY ASSEMBLER	BY P.W.
F.L.	

REVISIONS

PROJ. NO. 4727 WD

DATE: 4-10-53

RD. FILE NO. 27-A05, 210A

ORIGIN. LIA.

ENGR. OR

TELETYPE  
CORPORATION

4727 WD