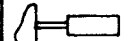
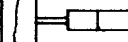
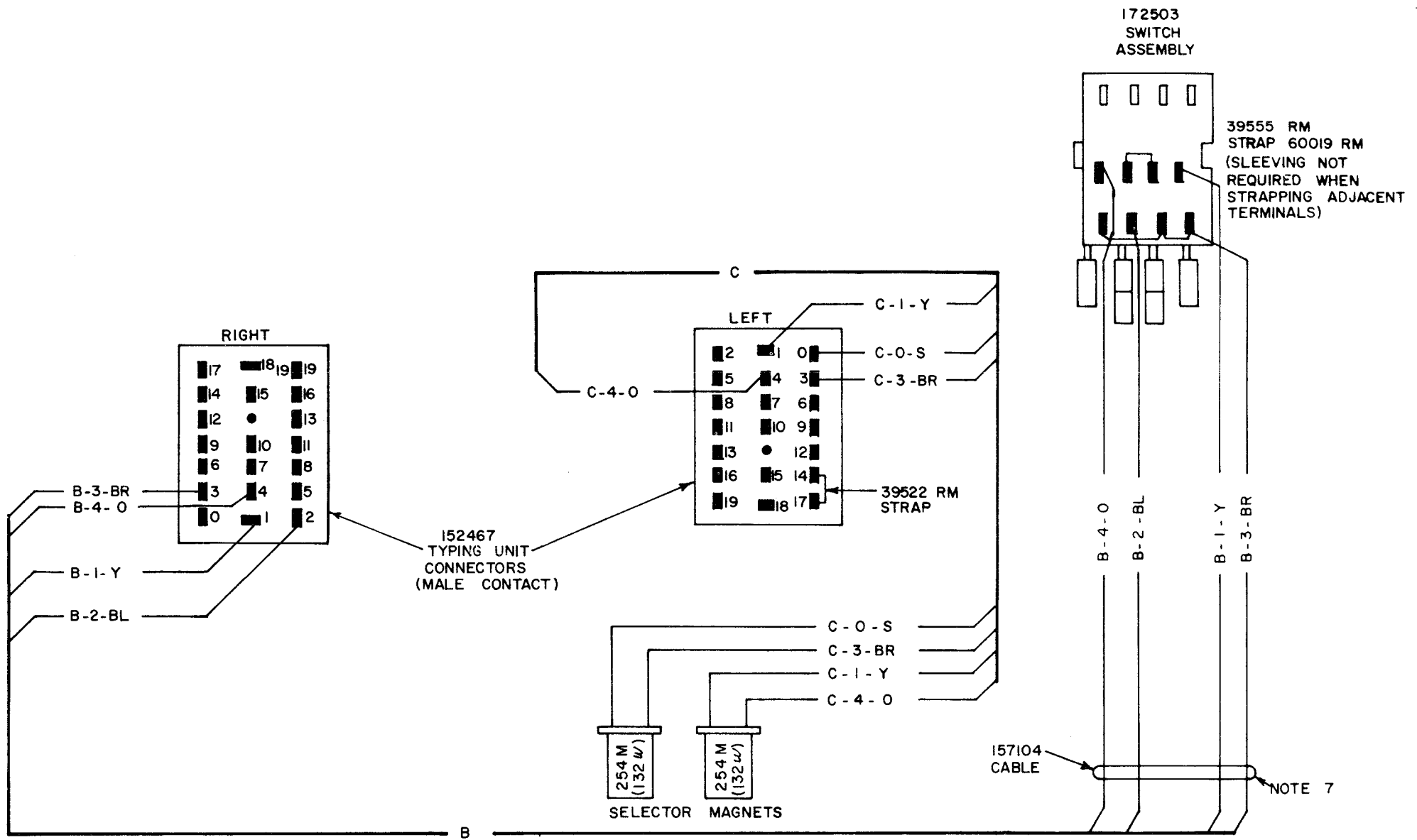


ISSUE	DATE	AUTH. NO.
2	5-7-57	28-6488-1
3	5-22-59	28-11102
4	10-22-59	28-11993
5	10-14-60	28-13541
6	9-19-61	70985
7	9-21-62	74605
8	11-13-63	78059

RTTY ELECTRONICS
TELETYPE=Sales-Service-Parts
 PO Box 20101 El Sobrante, Ca.
 94820. (510)222-3102
 mr_rtty@pacbell.net

- NO. NOTES
1. WIRING CHANNELS DESIGNATED BY "B" AND "C" DO NOT REPRESENT CABLES, BUT ASSIST IN TRACING CONNECTIONS.
 2. CHANNEL LEGEND
 DISTANT TERMINATING AREA.
 DISTANT TERMINATING DESIGNATION
 C-8-W-BL
 WIRE COLOR CODE
 3. POWER CIRCUITS WIRED FOR 115V-60 A.C. OR 115V DC. OPERATION SEE NOTE 6
 4. COLOR CODE
 BK-BLACK R-RED
 W-WHITE BR-BROWN
 Y-YELLOW O-ORANGE
 S-SLATE BL-BLUE
 5. CONNECTORS VIEWED FROM SOLDERED TERMINAL ENDS.
 6. ASSOCIATED LESU MUST BE EQUIPPED WITH AC-DC CONVERSION ASSEMBLY FOR DC OPERATION OF SIGNAL BELL CONTACTS.
 152021 FOR LESU5
 152624 FOR LESU7
 7. THIS CABLE IS FURNISHED WITH STUNT BOX.
 8.  NORMALLY OPEN CONTACT
 NORMALLY CLOSED CONTACT



ACTUAL WIRING DIAGRAM
 MODEL 28
 TYPING UNIT
 LP, 19, 32, 62, 71, 99
 STUNT BOX
 AN, AEA, AFG, AGF

APPROVALS

D AND R	E OF M
<i>HRK</i>	<i>cm</i>

E-NUMBER
 PROD. NO. 3215 WD
 DATE: 12-1-56
 P.D. FILE NO. 45-30.65 AA
 DRAWN R.B. CHKD R.D.
 ENGD V.C. APPD O.A.L.

TELETYPE CORPORATION
 3215 WD