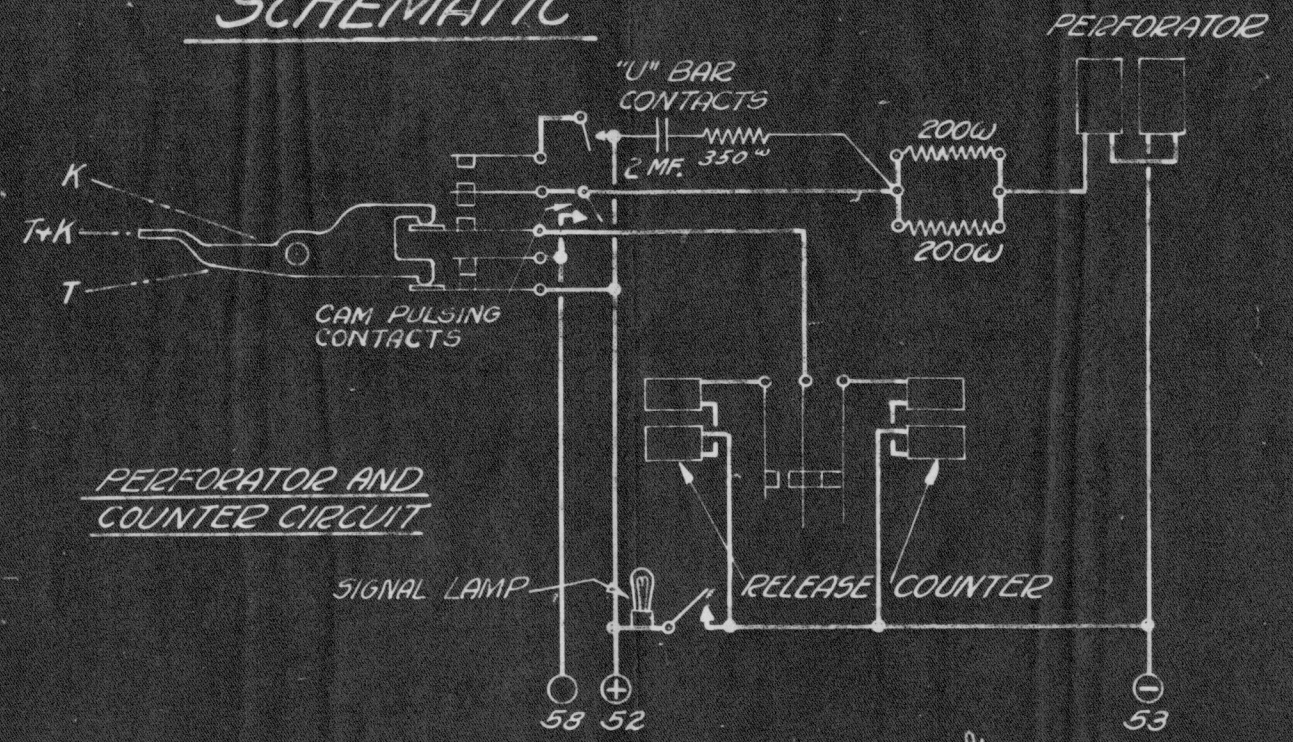
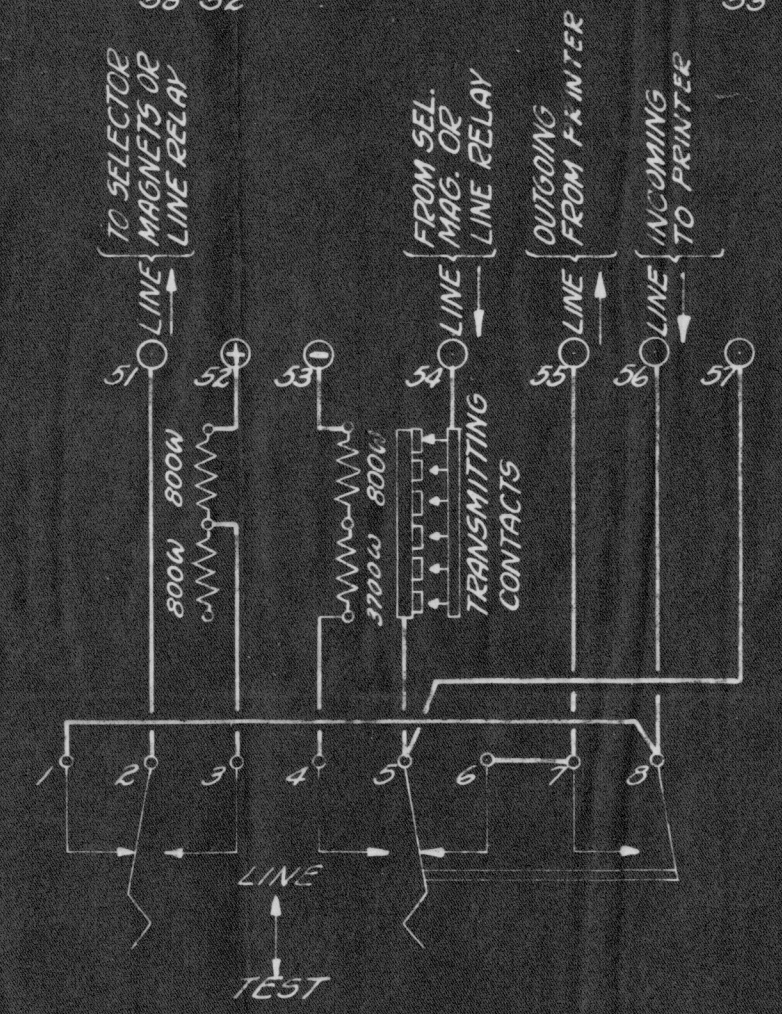


# SCHEMATIC



PERFORATOR AND COUNTER CIRCUIT

LINE CIRCUIT



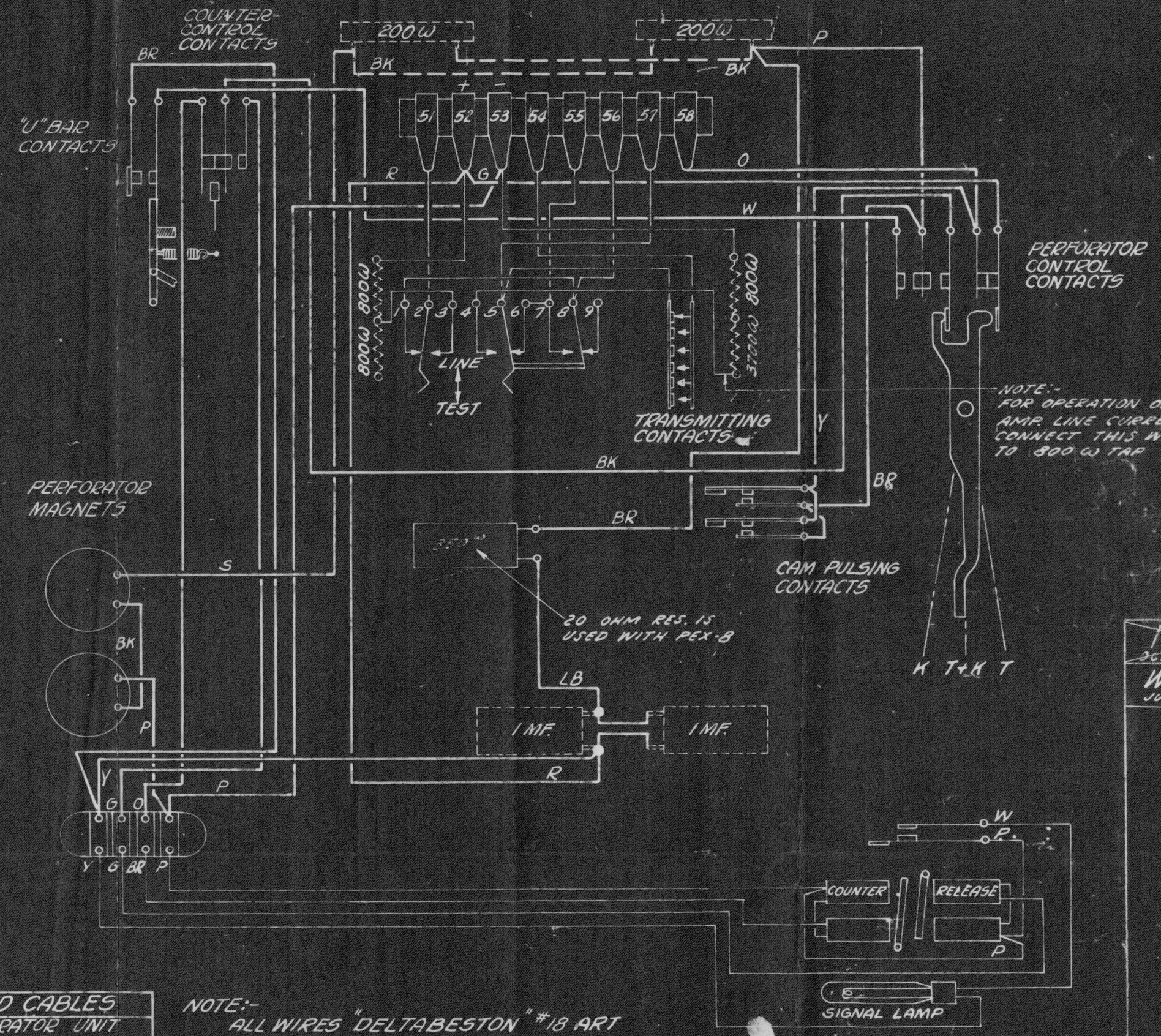
**COLOR CODE**

- Y- YELLOW
- G- GREEN
- BR- BROWN
- P- PURPLE
- W- WHITE
- O- ORANGE
- S- SLATE
- R- RED
- BK- BLACK
- LB- LIGHT BLUE

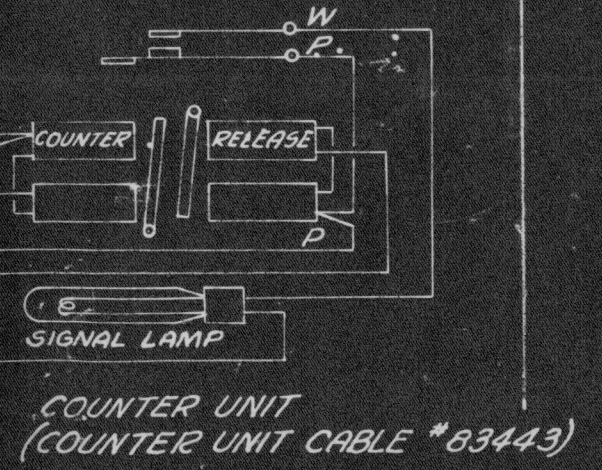
**ASSOCIATED CABLES**

- #84554-PERFORATOR UNIT
- #83895-RESISTOR
- #83443-COUNTER UNIT
- #74572-KEYBOARD

# ACTUAL



**NOTE:-**  
 ALL WIRES "DELTABESTON" #18 ART SILK COVERED FIXTURE.  
 ALL EQUIPMENT SHOWN DOTTED IS UNDERNEATH BASE.



COUNTER UNIT (COUNTER UNIT CABLE #83443)

REVISIONS	REVISIONS
J NOTE ADDED REGARDING 20 OHM RES. FOR PEX-B 6-1-36 J.J.F.	B CHANGED TRANS. DIST. CONTROL CONT. 9-29-32 RAL.C.C.R.
	C CAM PULSING CONTACTS ADDED IN CIRCUIT AND SCHEMATIC DWG. SHOWN. NEW TRACING MADE 6-13-33 P.F.F. E.G.
	D WIRING CHANGED TO CONFORM TO NEW PULSING AND TAPE-KEYBOARD KEY CONTACTS NEW TRACING MADE 8-16-33 RLARSSON.
	E 800-800W RES. CHANGED TO 800-3700W RES. 4500W CONNECTED IN CIRCUIT 8-23-33 J.J.F.
	F PEX-B ADDED TO DWG. 8-2-34 J.J.F.
	G SUBSTITUTED "WORD PRINTER" FOR "TELETYPEWRITER" 8-1-34 J.J.F.
	H 20 OHM RESISTOR CHANGED TO 35 OHM 8-23-35 J.J.F.
	I THIS WIRING DIAG. APPLIES TO PEX-B ALSO. 10-2-35 F.E.D.

1424-J  
 OCT. 2, 1935 F.E.D.  
 WD 1424-J  
 JUNE 1, 1936

TELETYPE CORPORATION  
 1424-B  
 APRIL 8, 1932  
 1424-C  
 1424-D  
 1424-E  
 AUG. 23, 1933 J.J.F.  
 1424-F  
 MAR. 2, 1934  
 1424-G

WIRING DIAGRAM  
 15TYPE  
 PERFORATOR  
 TRANSMITTER  
 WITH COUNTER  
 PEX 1; 4; 6; 7; 8;  
 9; 12  
 DRAWN BY E.P.K.  
 TRACED BY LARSSON  
 CHECKED BY J.P.K.  
 ENG'RD. G.M.B.  
 APPROVED G.M.B.