

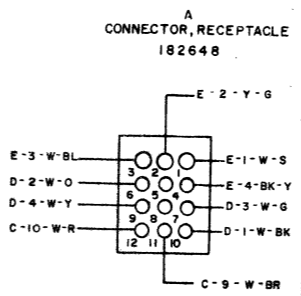
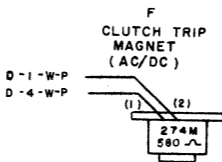
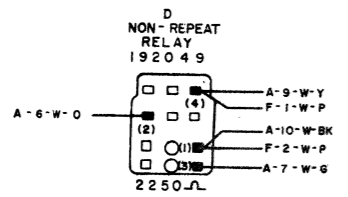

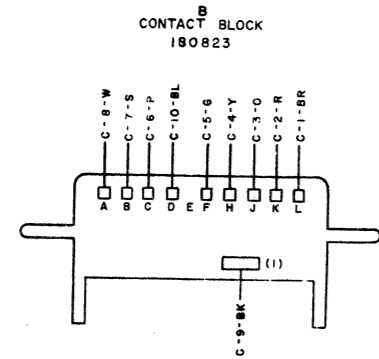
WIRING LEGEND:
 DISTANT TERMINATING AREA
 DISTANT TERMINAL DESIGNATION
 1. A-1-W-BL
 WIRE COLOR CODE

COLOR CODE:

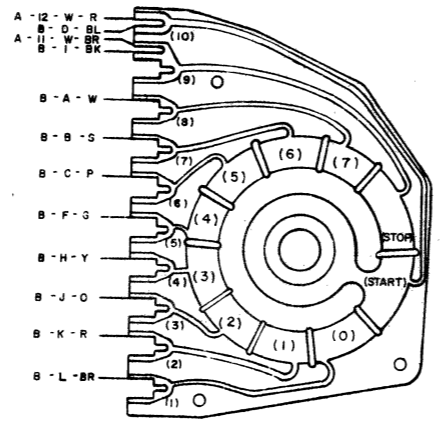
W - WHITE	W-Y WHITE YELLOW
S - SILVER	W-P WHITE PURPLE
P - PURPLE	W-BK WHITE BLACK
BL - BLUE	W-G WHITE GREEN
G - GREEN	W-O WHITE ORANGE
Y - YELLOW	W-S WHITE SILVER
O - ORANGE	W-BL WHITE BLUE
R - RED	W-R WHITE RED
BR - BROWN	W-BR WHITE BROWN
BK - BLACK	W-G WHITE GREEN
	Y-G YELLOW GREEN
	BK-Y BLACK YELLOW

3. CONNECTORS VIEWED FROM CRIMP ENDS.
 4. ASSOCIATED CABLE 192051.
 FOR NON-REPEAT OPERATION:
 CONNECT A4 TO A6, A3 TO A7, AND
 APPLY CONTROL POWER TO A7 AND
 A10.
 5. FOR PULSED OPERATION:
 OMIT CONNECTIONS FROM A4 TO A6
 AND A3 TO A7, APPLY CONTROL
 PULSE TO A9 AND A10

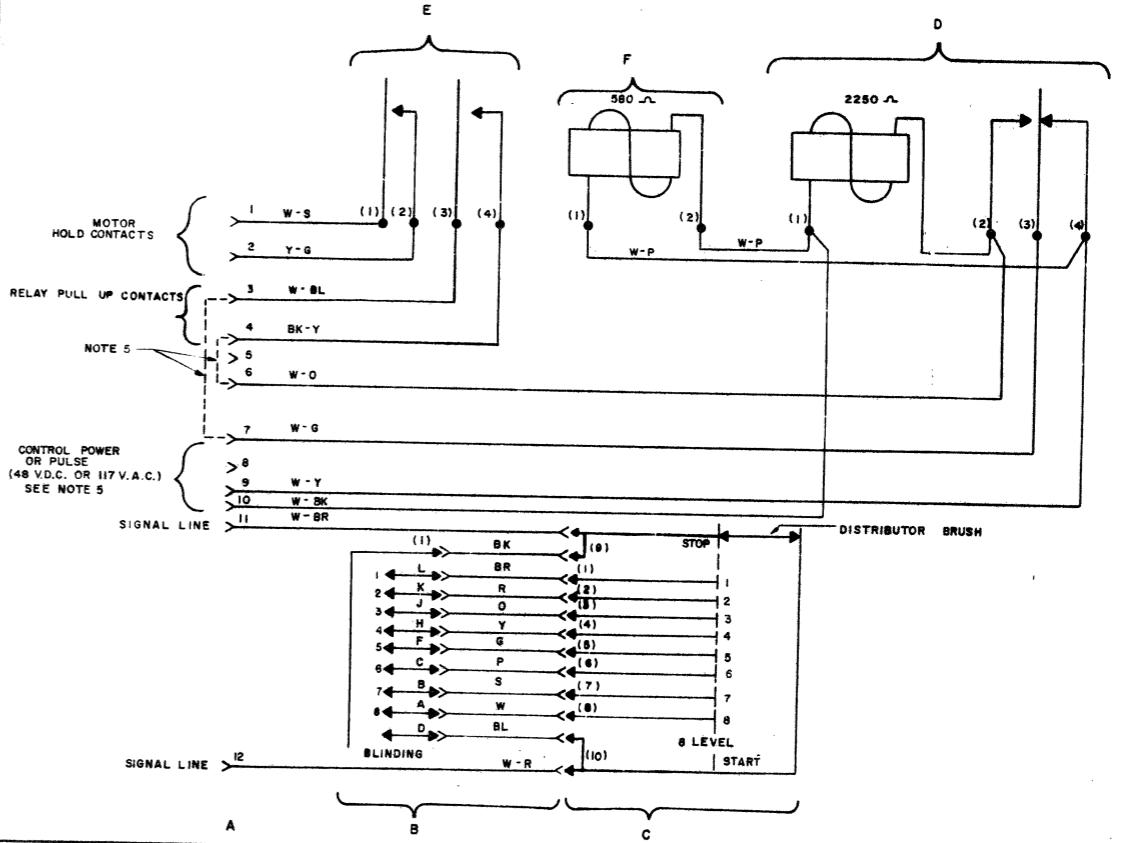
ACTUAL WIRING DIAGRAM



C DISTRIBUTOR DISC 180987 (8 LEVEL)




SCHEMATIC WIRING DIAGRAM



4726 WD

REVISIONS	DATE	INITIALS
A	8-9-52	J.M.A.
B	8-20-52	J.M.A.
C	1-14-53	J.M.A.



ACTUAL AND SCHEMATIC WIRING DIAGRAM FOR 192002 ANSWER BACK ASSEMBLY (8 LEVEL)

PROJ. NO. 4726 WD
 DRWN. L.J.F. APPD. [Signature]
 ENGD. S.W. CHND. [Signature]
TELETYPE CORPORATION
 4726 WD