
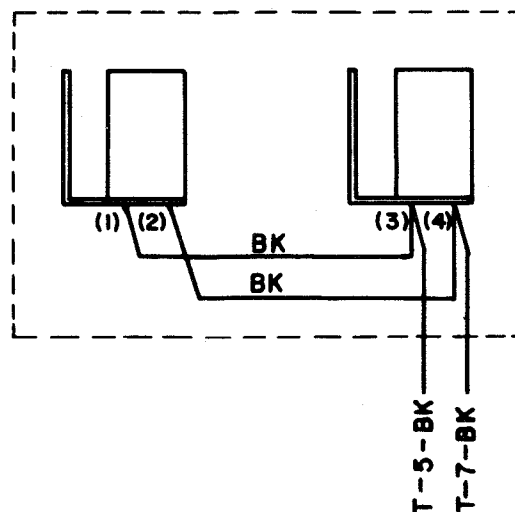


NO.	NOTES:
1.	WIRING LEGEND:
2.	COLOR CODE BK - BLACK R - RED G - GREEN P - PURPLE W - WHITE S - SLATE
3.	CONNECTOR VIEWED FROM SOLDER TERMINAL ENDS.
4.	GROUND SCREW ON RIGHT SIDE OF TRANSFORMER.
5.	THE NUMBERS ENCLOSED BY PARENTHESES ARE USED FOR REFERENCE AND ARE NOT NECESSARILY SHOWN ON THE PARTS
6.	ASSOCIATED CABLES 173877 COVER CONNECTOR CABLE 173879 BASE CONNECTOR CABLE 304520 MARGIN LAMP CABLE 157278 COPYLIGHT LAMP CABLE 164384 TRANSFORMER CABLE

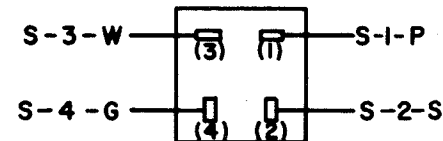
E
MARGIN
INDICATOR
LAMP



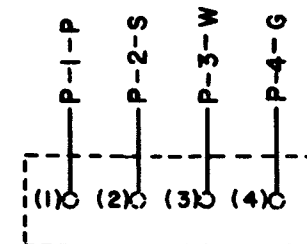
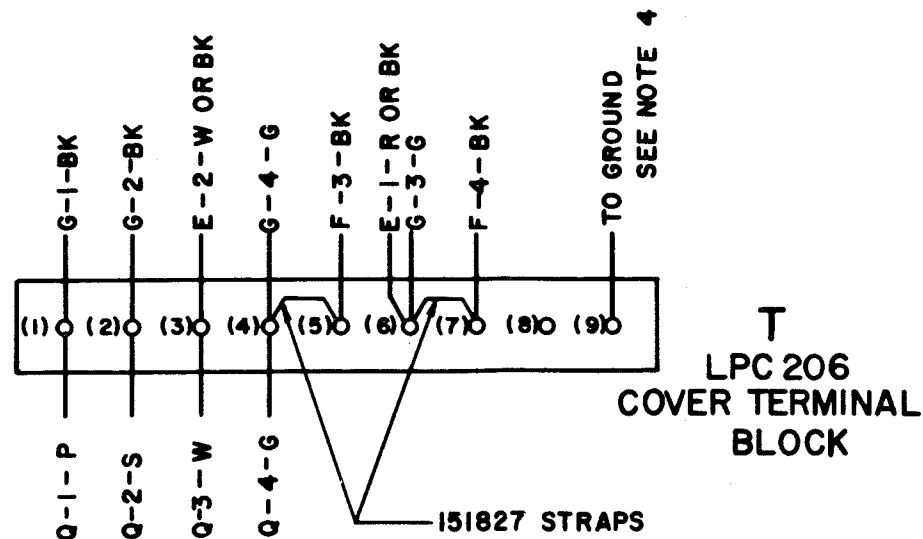
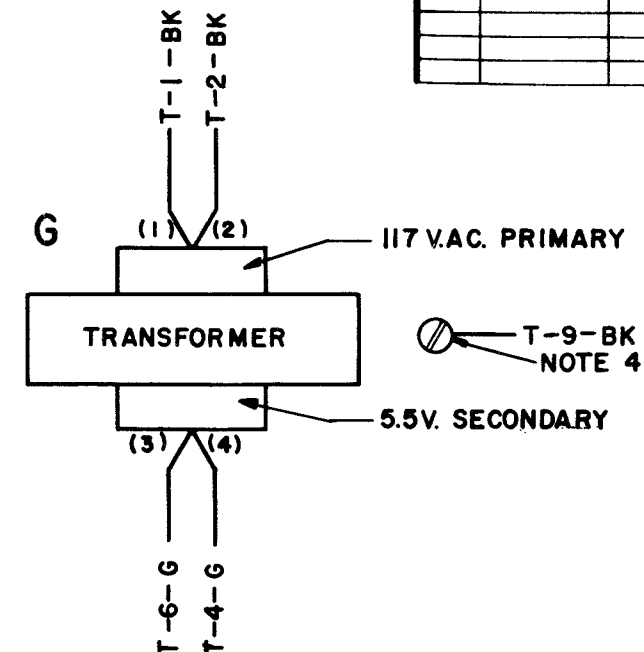
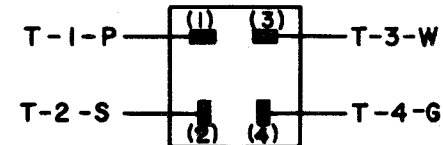
F
COPYLIGHT LAMP



P
BASE CONNECTOR
CABLE ASSEMBLY



Q
COVER CONNECTOR
CABLE ASSEMBLY



S
BASE MOTOR
TERMINAL BLOCK
(NOT PART OF LPC 206 COVER)

4257WD		
ISSUE	DATE	AUTH. NO.
A	11-27-63	79385

ACTUAL WIRING DIAGRAM OF LPC 206 SKIN TIGHT COVER	
APPROVALS	
D AND R <i>O.A.</i>	E OF M
E-NUMBER	
PROD. NO. 4257WD	
DATE: 6-8-60	
P.D. FILE NO. 38-A2/65 AA	
DRAWN. E. M.	CHKD. <i>[Signature]</i>
ENGD. H.A.K.	APPD. <i>[Signature]</i>
TELETYPE CORPORATION	
4257WD	