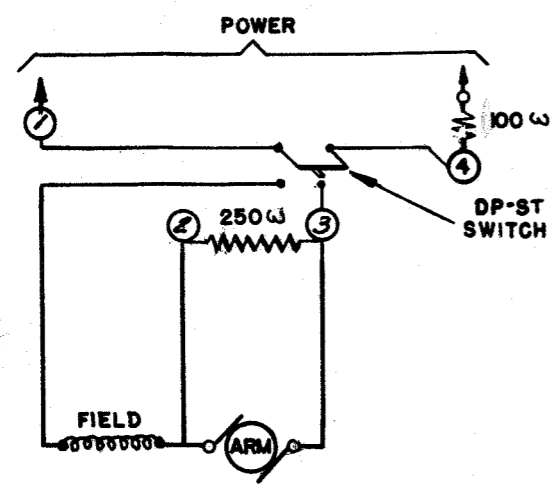


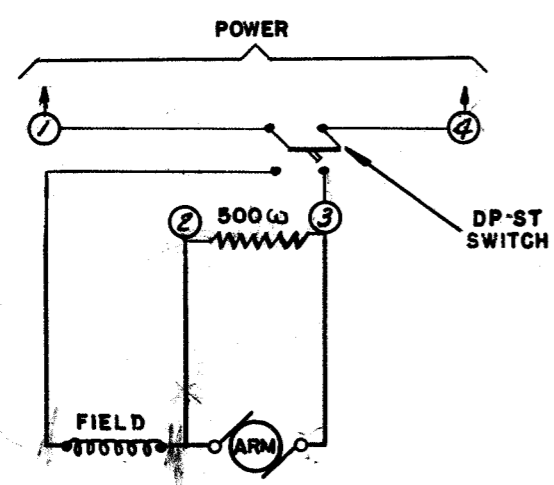
REVISIONS

| | |
|-----|---|
| (G) | ADDED 104851 SET OF PARTS. REMOVED 100W RESISTOR. 9-15-42 G.J.K |
| (H) | 1-16-48 43689 |
| (I) | 11-9-48 45886 |
| (J) | 1-6-49 46379 |
| (K) | 4-15-49 47229 |
| (L) | 11-16-55 62153 |

SCHEMATIC
25 CYCLE 110 V.A.C. OR 110 V. D.C. OPERATION.
(NOTE B)

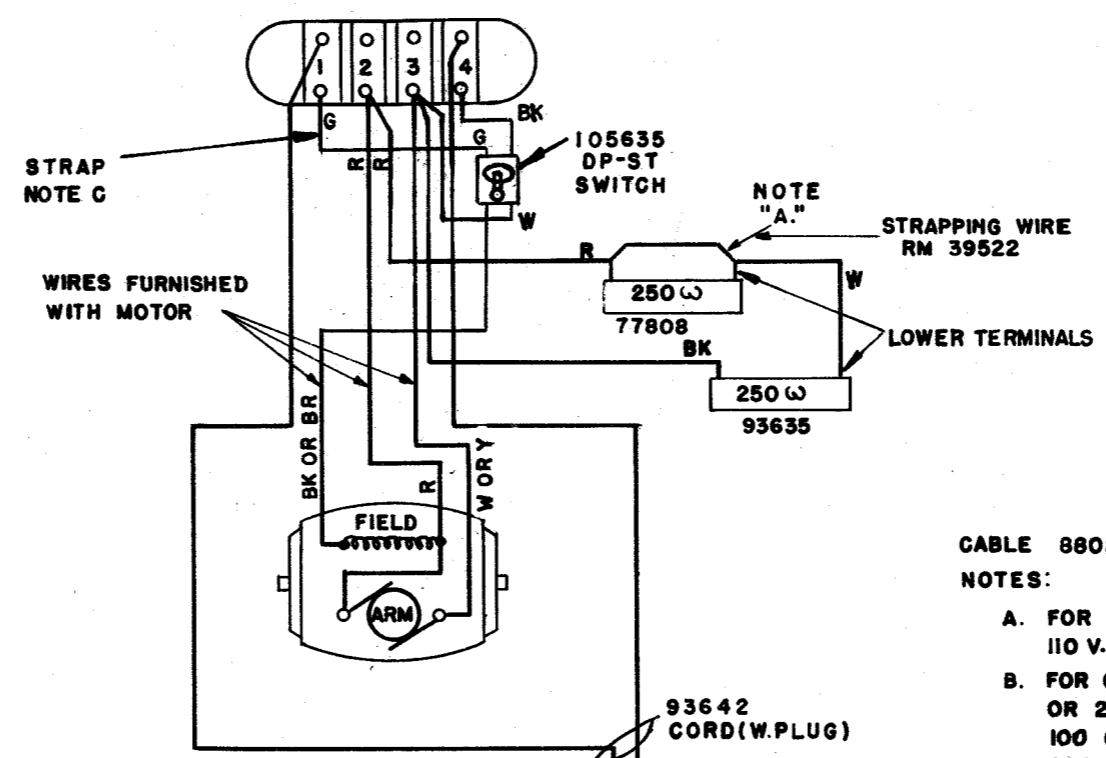


SCHEMATIC
50-60 CYCLE 110 V.A.C. OPERATION

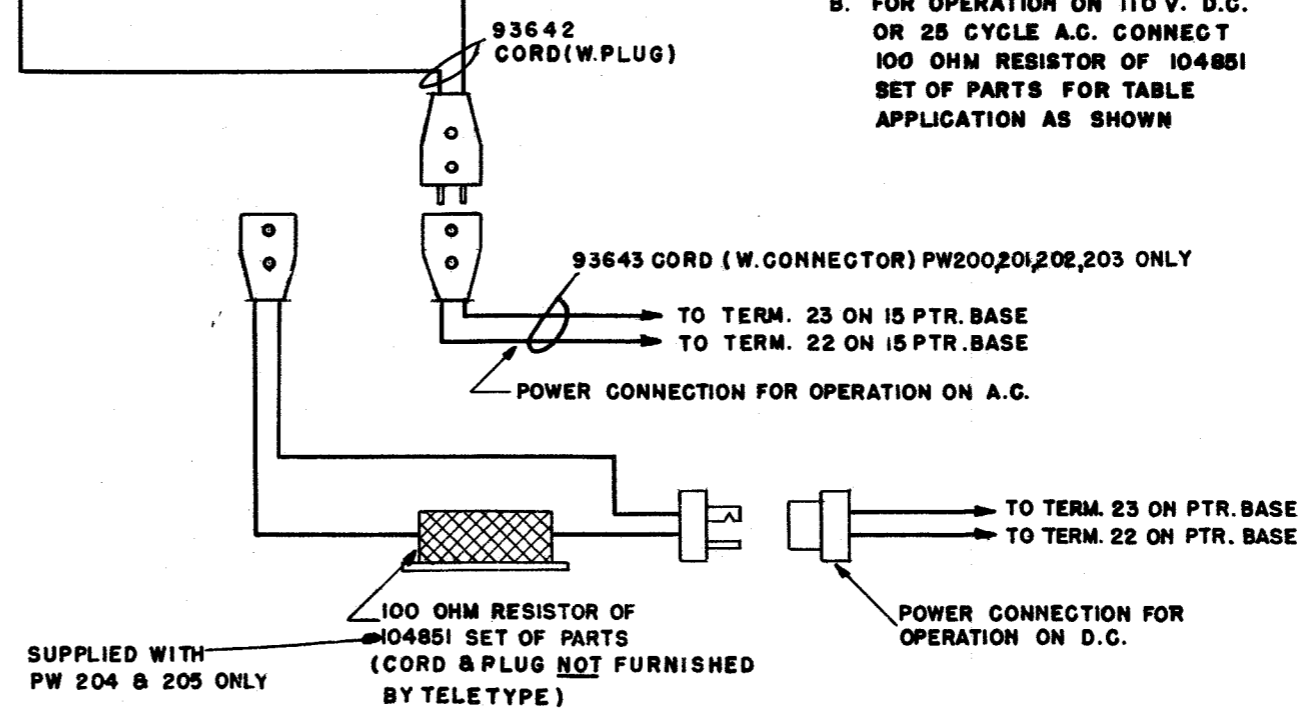


NOTE C
88085 CABLE HAS BEEN REDESIGNED FOR USE WITH DP-ST SWITCH. WHEN UNITS EQUIPPED WITH SINGLE POLE SWITCHES ARE CHANGED TO DP-ST SWITCHES, IT MAY BE NECESSARY TO ADD STRAP AS SHOWN.

ACTUAL



CABLE 88085 NOTE C
NOTES:
A. FOR OPERATION ON 50-60 CYCLE 110 V.A.C. REMOVE STRAP "A."
B. FOR OPERATION ON 110 V. D.C. OR 25 CYCLE A.C. CONNECT 100 OHM RESISTOR OF 104851 SET OF PARTS FOR TABLE APPLICATION AS SHOWN



TELETYPE CORPORATION

WD 1543-

**WIRING DIAGRAM
PAPER WINDERS
PW 200,201,202,
203,204,205**

FILE: 199. AAA

**DRAWN C.W.B.
TRACED L.C.A.
CHECKED C.W.B.-REZ.
ENG'D C.W.B.
APPROVED C.W.B.**