

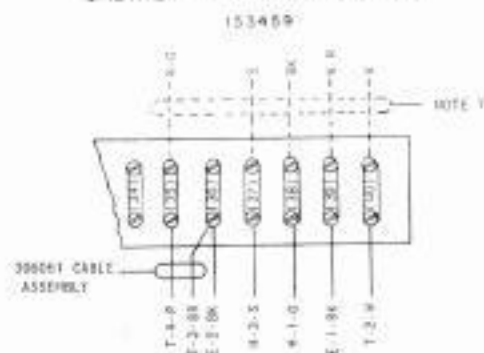
7544 WD

## REVISIONS

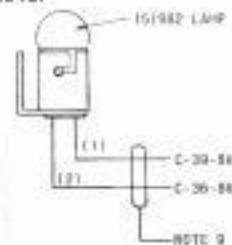
ISSUE	DATE	AUTH. NO.
1	4.9.55	16879-F
2	1.25.56	89827

- NO. NOTES
1. WIRING LEGEND:  
 ○ DISTANT TERMINATING AREA  
 □ DISTANT TERMINATING DESIGNATION  
 W, G, BK WIRE COLOR CODE
  2. COLOR CODE:  
 W - WHITE R - RED  
 G - GREEN S - SLATE  
 O - ORANGE BL - BLUE  
 P - PURPLE BR - BROWN  
 Y - YELLOW BK - BLACK
  3. TERMINAL DESIGNATIONS ENCLOSED IN PARENTHESES ARE FOR REFERENCE, AND ARE NOT PRINTED ON COMPONENT.
  4. REFER TO 7543ND OR 7543AD FOR SCHEMATIC WIRING DIAGRAM.
  5. ALL COMPONENTS VIEWED FROM WIRING END.
  6. FOR TELETYPE PERSONNEL REFERENCE SPEC. 61,0265.
  7. PART OF 300096 CABLE THAT IS ASSOCIATED WITH 7543ND, LESS 115.
  8. ROUTE MARGIN INDICATOR CABLE ALONG COPYLIGHT CABLE AND COPYLIGHT SWITCH CABLES. FASTEN INDICATOR AND SWITCH CABLES UNDER LOWER LEFT HAND MOUNTING SCREWS FOR THE RIGHT CABINET HINGE WITH CABLE CLAMPS, LOCKWASHERS AND SCREWS SUPPLIED WITH THE COPYLIGHT KIT.
  9. ASSOCIATED CABLE ASSEMBLIES:  
 300061  
 15727B  
 153487  
 150274

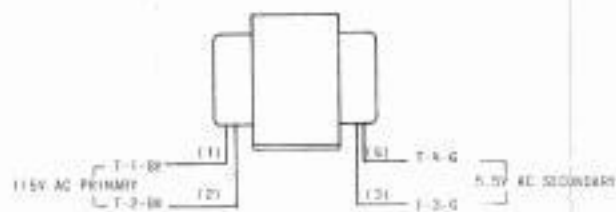
**C**  
CABINET TERMINAL BLOCK  
153489



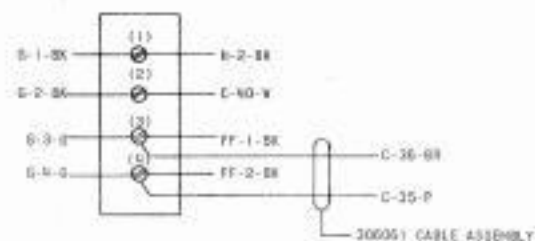
**E**  
MARGIN INDICATOR  
153487



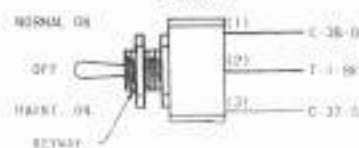
**G**  
TRANSFORMER  
159276



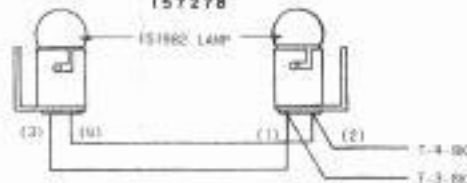
**T**  
COPYLIGHT TERMINAL BLOCK  
151415



**H**  
COPYLIGHT SWITCH  
155045



**FF**  
COPYLIGHTS  
15727B



ACTUAL  
WIRING DIAGRAM  
FOR  
LAC226 OR  
MODIFIED LAC226  
CABINET  
USED WITH  
LCS6115  
(MODEL 26 CABINET)

## APPROVALS

D AND R	E OF M
HJK	

## E-NUMBER

PROD. NO. 7543ND

## DATE

P.D. FILE NO. 74-30.65AA

DRAWN L.J.F. CHKD.

ENGD. C.F.C. APPD.

TELETYPE  
CORPORATION

7544 WD