

R.T.M.

BULLETIN NO. 1149B

TELETYPE

PRINTING TELEGRAPH SYSTEMS

BULLETIN NO. 1149B

PARTS

MODEL 28 PRINTER



ATTENTION-- BELL SYSTEM ONLY

WHEN ORDERING PARTS FROM THIS BULLETIN, EACH NUMBER SHOULD BE PRECEDED BY THE LETTERS TY, WITHOUT PARENTHESES, IN ORDER TO IDENTIFY THE ITEM AS ONE TO BE SECURED FROM THE TELETYPE CORPORATION.

TELETYPE

PRINTING TELEGRAPH SYSTEMS

BULLETIN NO. 1149B

PARTS

MODEL 28 PRINTER



ATTENTION - BELL SYSTEM ONLY

WHEN ORDERING PARTS FROM THIS BULLETIN, EACH NUMBER SHOULD BE PRECEDED BY THE LETTERS TY, WITHOUT PARENTHESES, IN ORDER TO IDENTIFY THE ITEM AS ONE TO BE SECURED FROM THE TELETYPE CORPORATION.

LIST OF EFFECTIVE PAGES
JUNE 1953

PAGE NUMBERS	CHANGE IN EFFECT	PAGE NUMBERS	CHANGE IN EFFECT
A to C 1 to 114	Original Original		

The above list indicates the effective pages as of the date of issue. When a change takes place in any of the following pages this page likewise changes.

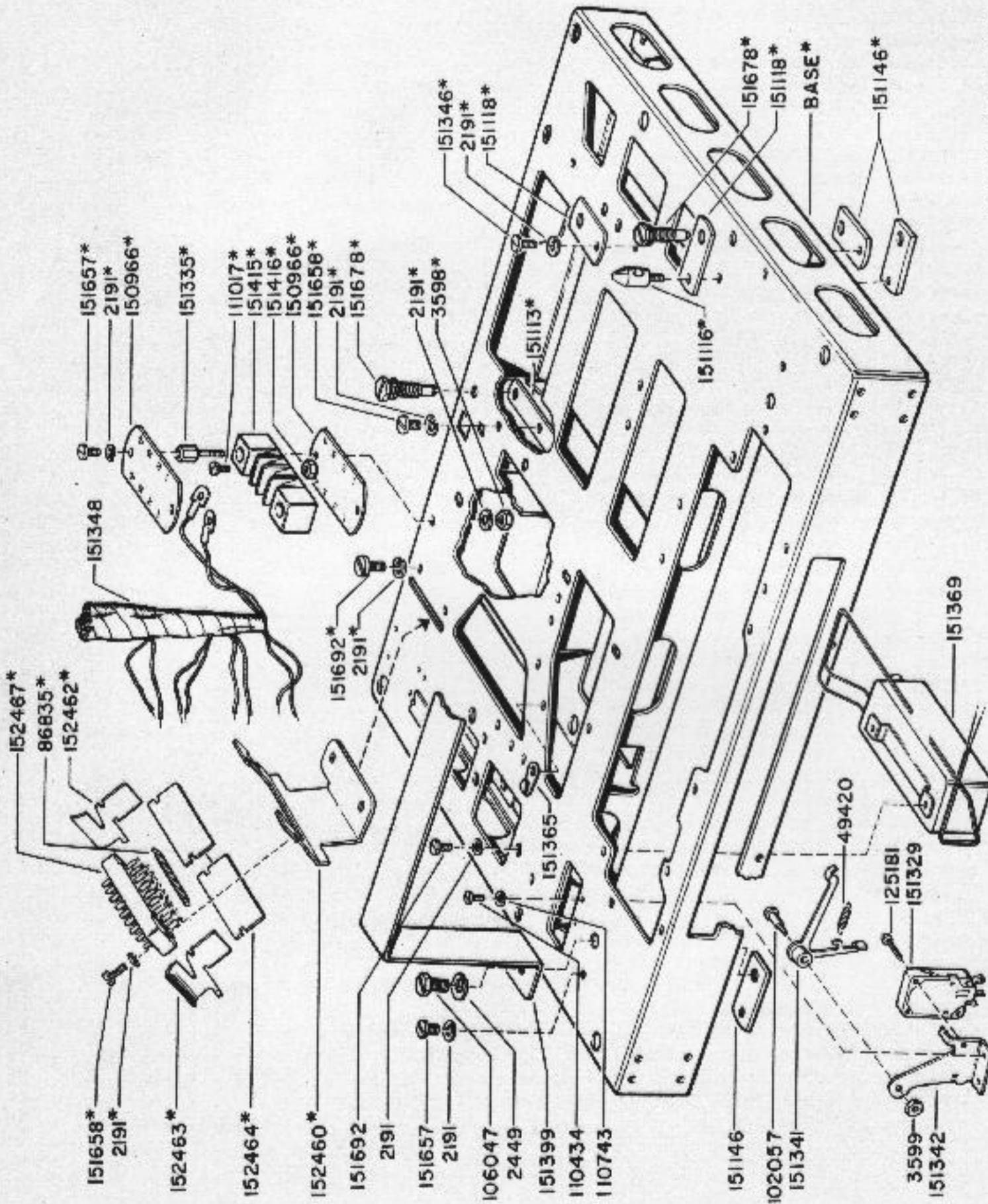
1149B

B

ORIGINAL

LIST OF ILLUSTRATIONS

Figure	Title	Page
1	Keyboard, Base Mechanism	1
2	Keyboard, Code Bar Mechanism	3
3	Keyboard, Keylevers and Code Levers	5
4	Keyboard, Intermediate Gear Mechanism.	7
5	Gear Sets.	7
6	Keyboard, Carriage Return Mechanism	7
7	Keyboard, Keyboard Lock and Local Line Feed Mechanism	7
8	Keyboard, Mechanism	9
9	Keyboard, Signal Generator Mechanism	11
10	Keyboard, Signal Generator Mechanism	13
11	Keyboard, Signal Generator Mechanism	15
12	Keyboard, Signal Generator Mechanism	17
13	Receiving Only Base.	19
14	Synchronous Motor Unit	21
15	Series Motor Unit.	23
16	Series Motor Unit, Governor Mechanism	25
17	Special Series Motor Unit Parts for RF Suppression and Screening	27
18	Cabinet.	29
19	Cabinet.	31
20	Electrical Service Unit	33
21	Typing Unit, Printing Carriage Mechanism	35
22	Typing Unit, Code Bar Mechanism.	37
23	Typing Unit, Left Ribbon Feed Mechanism.	39
24	Typing Unit, Right Ribbon Feed Mechanism	41
25	Typing Unit, Function Box Mechanism (Arrangements AC, AD, AE).	43
26	Typing Unit, Function Box Mechanism (Arrangement AF)	45
27	Typing Unit, Selector Magnet Mechanism	47
28	Typing Unit, Selector Mechanism	49
29	Typing Unit, Code Bar Positioning Mechanism	51
30	Typing Unit, Front Plate Mechanism	53
31	Typing Unit, Front Plate Mechanism	55
32	Typing Unit, Front Plate Mechanism	57
33	Typing Unit, Spring Drum Mechanism	59
34	Typing Unit, Trip Shaft Mechanism	61
35	Typing Unit, Main Shaft Mechanism	63
36	Typing Unit, Main Shaft Mechanism	65
37	Typing Unit, Right Side Linkage and Type Box Mechanism	67
38	Typing Unit, Left Side Linkage and Stripper Blade Mechanism	69
39	Typing Unit, Line Feed and Platen Mechanism.	71
40	Typing Unit, Paper Spindle and Reset Bail Mechanism	73
41	Typing Unit, Space Suppression Mechanism	75
42	Typing Unit, Pressure Roller Mechanism	77
43	Typing Unit, Right Side Frame Mechanism	79
44	Typing Unit, Left Side Frame Mechanism	81
45	Keyboard, Time Delay Mechanism	83
46	Typing Unit, Upper Case H and Upper Case M Motor Control Mechanism	85
47	Electrical Service Unit, Motor Control Mechanism.	87
48	Electrical Service Unit, Line Relay Mounting Assembly.	89
49	Electrical Service Unit, Rectifier and Cable Assembly.	91
50	Electrical Service Unit, Line Test Key Assembly.	93
51	Electrical Service Unit, Line Pad Resistor and Cable	95
52	Keyboard, Gear Guard	95



* INDICATES PARTS COMMON TO SENDING-RECEIVING KEYBOARD AND RECEIVING ONLY BASE.

NOTE: PARTS FOR RECEIVING ONLY BASE SHOWN ON PAGES 1, 7, 9, AND 13.

FIGURE 1. KEYBOARD, BASE MECHANISM

NUMERICAL INDEX - FIGURE 1

Part Number	Description
2191	Washer, Lock
2449	Washer, Lock
3598	Nut (6-40)
3599	Nut (4-40)
49420	Spring, Margin Indicator
86835	Spring, Connector Latch
102057	Screw, Shoulder (4-40)
106047	Screw (1/4-32 x 1/2)
110434	Screw (4-40 x 1/4)
110743	Washer, Lock
111017	Screw (6-40 x 5/16)
125181	Screw (2-56 x 3/8)
150966	Insulator, Terminal Block
151113	Strip, Motor Mounting
151116	Stud, Typing Unit Locating
151118	Plate Typing Unit Spacing
151146	Strap, Typing Unit Mounting
151329	Switch, Margin Indicator
151335	Stud, Terminal Block
151341	Lever, Margin Indicator Contact
151342	Bracket, Margin Indicator Switch
151346	Screw (6-40 x 3/8)
151348	Cable, Keyboard
151365	Terminal, Suppressor Ground
151369	Suppressor, Electrical Noise
151399	Bracket, Signal Generator Guard
151415	Block, Keyboard Terminal
151416	Nut (6-40)
151657	Screw (6-40 x 1/4)
151658	Screw (6-40 x 5/16)
151678	Screw, Typing Unit Mounting
151692	Screw (6-40 x 3/16)
152460	Bracket, Connector Mounting
152462	Latch, Right
152463	Latch, Left
152464	Insulator, Connector
152467	Connector, Keyboard

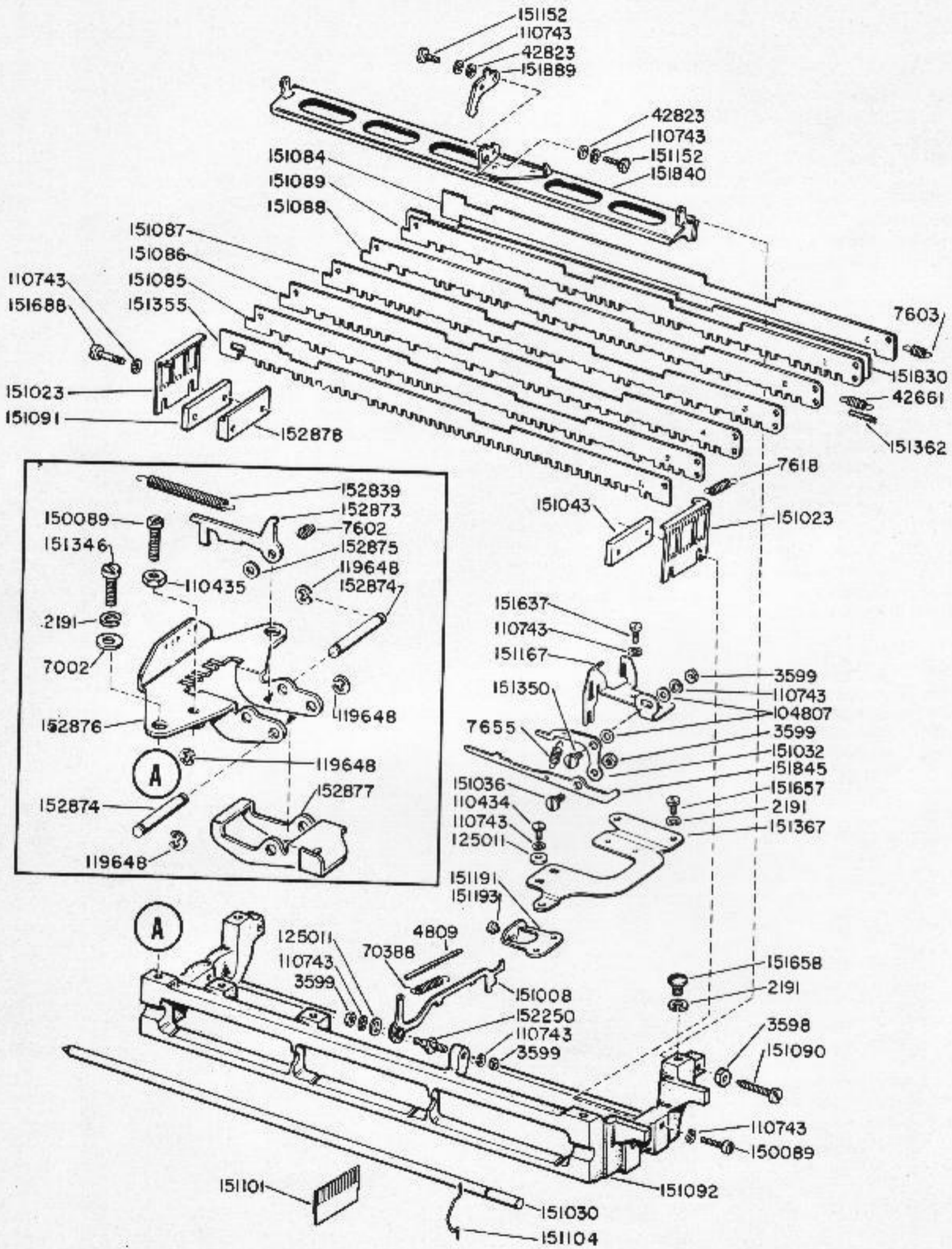


FIGURE 2. KEYBOARD, CODE BAR MECHANISM

NUMERICAL INDEX - FIGURE 2

Part Number	Description	Part Number	Description
2191	Washer, Lock	152873	Latch, Code Bar
3598	Nut (6-40)	152874	Shaft, Latch
3599	Nut (4-40)	152875	Spacer
4809	Wick, Felt	152876	Bracket, Bounce Suppressor
7002	Washer, Flat	152877	Bail Bounce Suppressor
7602	Spring, Compression	152878	Bracket, Code Bar Stop
7603	Spring, Clutch Trip Bar		
7618	Spring, Code Lever Bail		
7655	Spring, Non-Repeat		
42661	Spring, Code Bar		
42823	Washer, Flat		
70388	Spring, Latch Lever		
104807	Washer, Flat		
110434	Screw (4-40 x 1/4)		
110435	Nut (4-40)		
110743	Washer, Lock		
119648	Ring, Retaining		
125011	Washer, Flat		
150089	Screw (4-40 x 1/2)		
151008	Lever, Code Lever Bail Latch		
151023	Guide, Code Bar		
151030	Shaft, Code Lever		
151032	Crank, Non-Repeat Bell		
151036	Screw, Shoulder (4-40)		
151043	Plate		
151084	Bar, Clutch Trip		
151085	Bar, Code (#5)		
151086	Bar, Code (#4)		
151087	Bar, Code (#3)		
151088	Bar, Code (#2)		
151089	Bar, Code (#1)		
151090	Screw, Pilot (6-40)		
151091	Plate		
151092	Frame, Code Bar		
151101	Guide, Code Bar		
151104	Clip, Code Lever Shaft Retaining		
151152	Screw (4-40 x 3/16)		
151167	Bracket, Non-Repeat		
151191	Bracket, Code Bar Bail Bumper		
151193	Bumper, Code Bar Bail		
151346	Screw (6-40 x 3/8)		
151350	Screw, Shoulder (4-40)		
151355	Bar, Lock		
151362	Wick, Felt		
151367	Plate, Non-Repeat Mounting		
151637	Screw (4-40 x 1/4)		
151657	Screw (6-40 x 1/4)		
151658	Screw (6-40 x 5/16)		
151688	Screw (4-40 x 5/8)		
151830	Bar, Upstop		
151840	Bail, Code Lever		
151845	Lever, Non-Repeat		
151889	Extension, Code Lever Bail		
152250	Stud, Eccentric		
152839	Spring, Code Bar Latch		

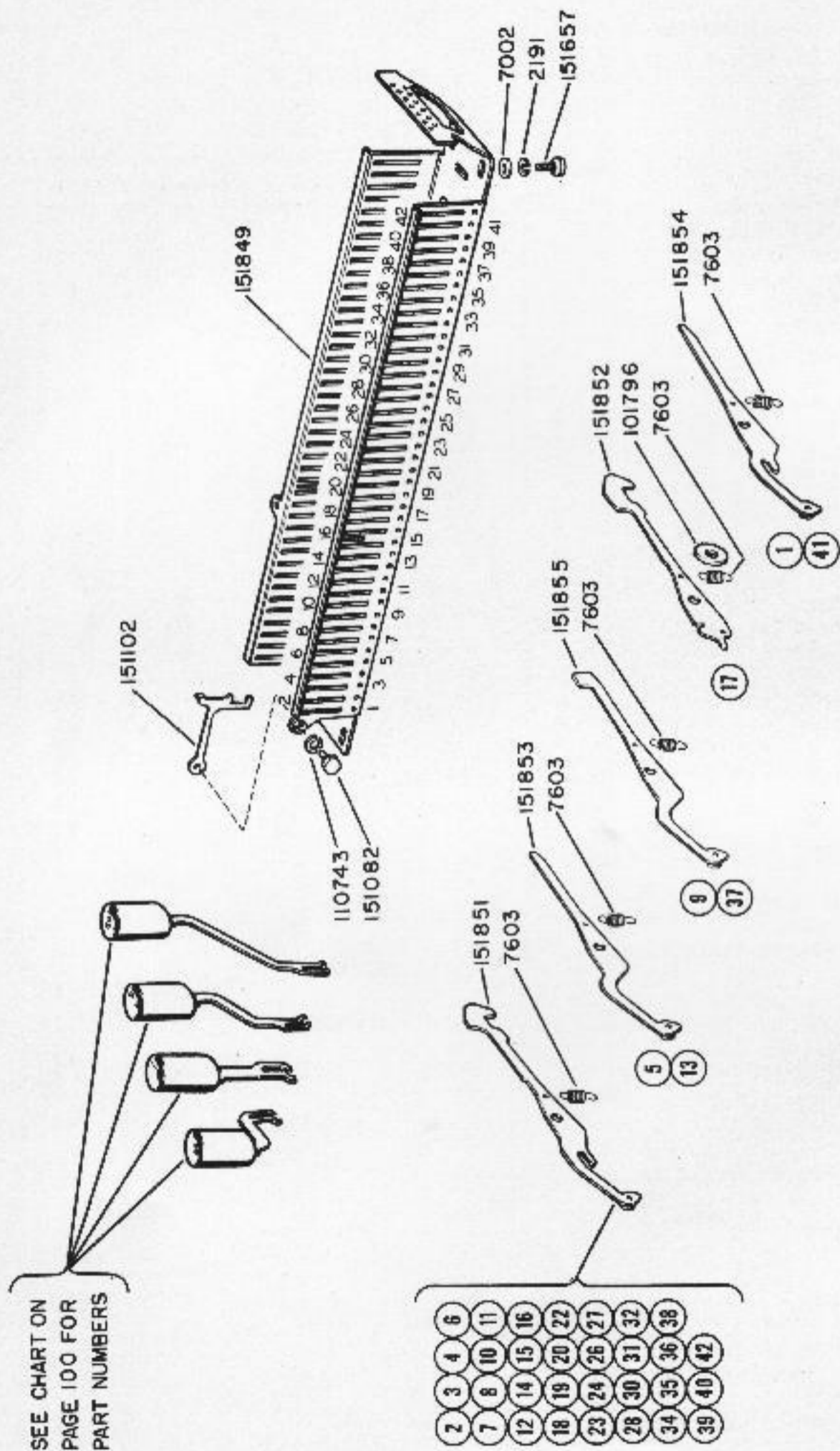


FIGURE 3. KEYBOARD, KEYLEVERS AND CODE LEVERS

NUMERICAL INDEX - FIGURE 3

Part Number	Description
2191	Washer, Lock
7002	Washer, Flat
7603	Spring, Code Lever
101796	Washer, Felt
110743	Washer, Lock
151082	Screw, Pilot (4-40)
151102	Pawl, Lock Bar
{ 151286 to 151300	Keylevers
{ 151302 to 151306	Keylevers
{ 151308 to 151322	Keylevers
151657	Screw (6-40 x 1/4)
151849	Guide, Code Lever
151851	Lever, Code Bar
151852	Lever, Space Code
151853	Lever, Lock, Break Function
151854	Lever, Line Feed, Carriage Return Function
151855	Lever, Unlock, Repeat Function
{ 151901 to 151910	Keylevers
{ 152001 to 152016	Keylevers
{ 152130 to 152132	Keylevers

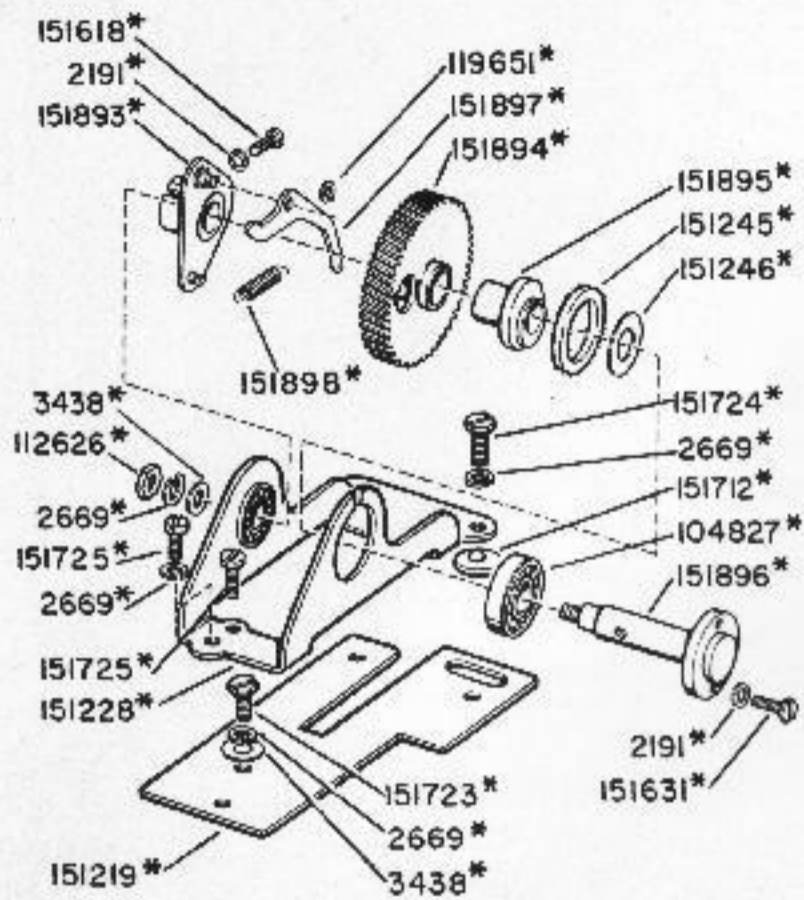


FIGURE 4. KEYBOARD, INTERMEDIATE GEAR MECHANISM

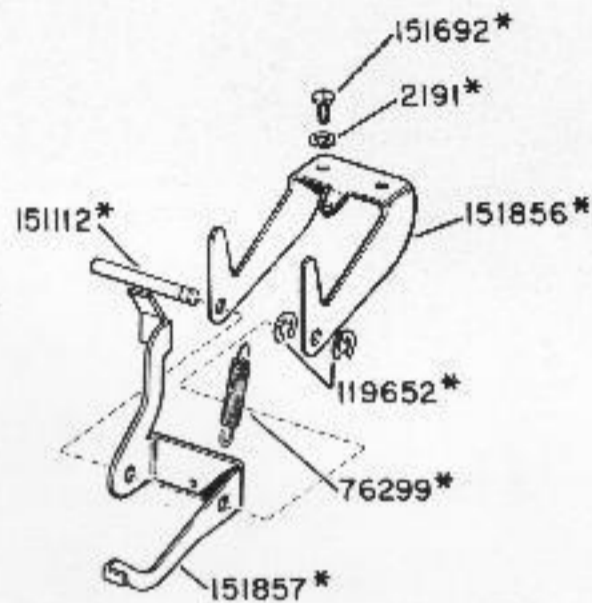
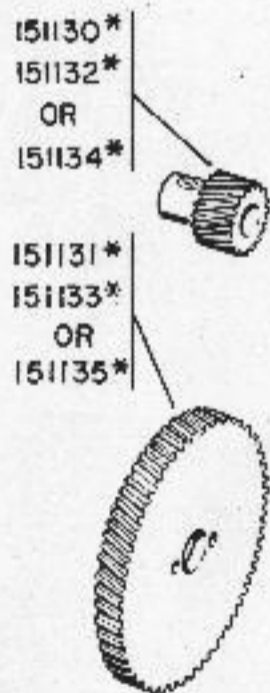


FIGURE 6. KEYBOARD, CARRIAGE RETURN MECHANISM



NOTE: SEE CHART ON PAGE 101 FOR GEAR SETS.

FIGURE 5. GEAR SETS

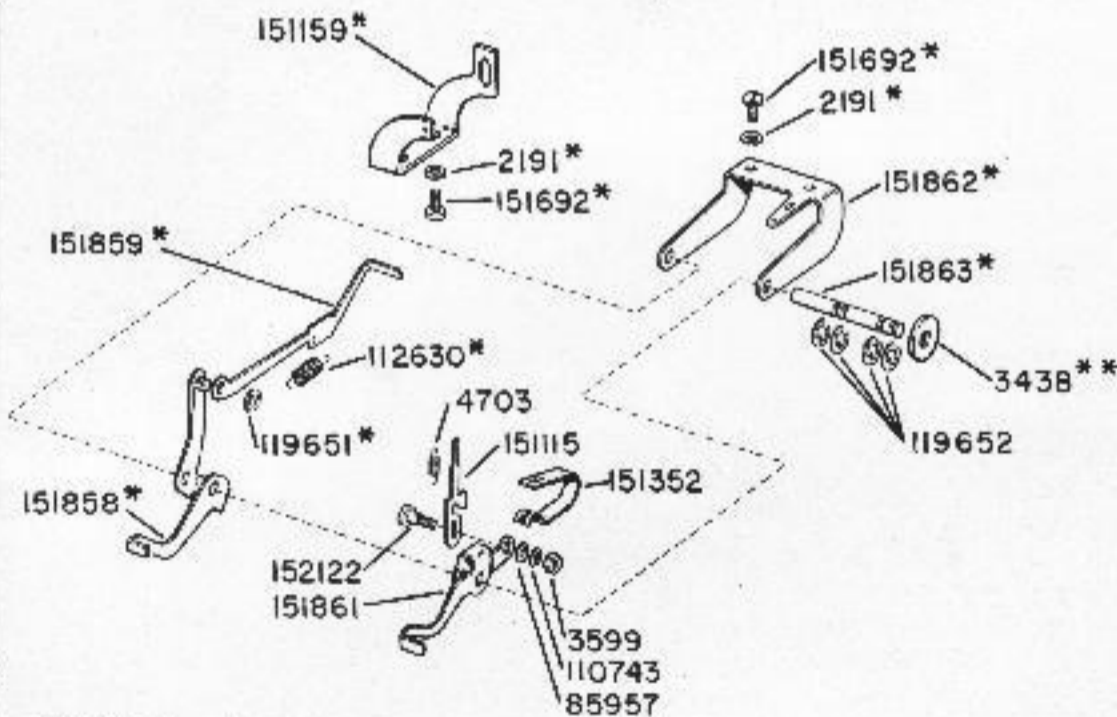


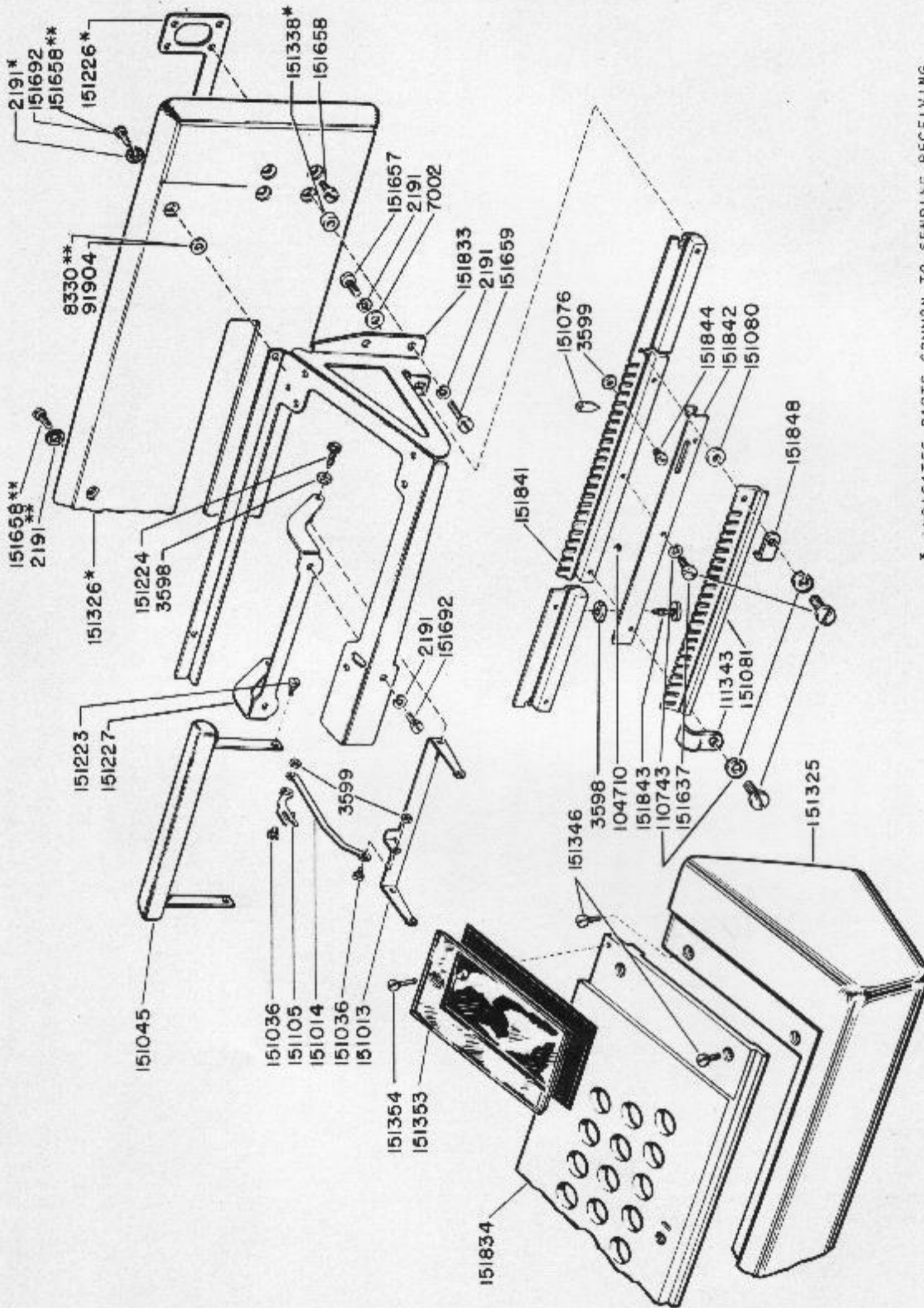
FIGURE 7. KEYBOARD, KEYBOARD LOCK AND LOCAL LINE FEED MECHANISM

* INDICATES PARTS COMMON TO SENDING-RECEIVING KEYBOARD AND RECEIVING ONLY BASE.

** INDICATES PARTS PECULIAR TO RECEIVING ONLY BASE.

NUMERICAL INDEX - FIGURE 4,5,6,7

Part Number	Description
2191	Washer, Lock
2669	Washer, Lock
3438	Washer, Flat
3599	Nut (4-40)
4703	Spring, Lock Bail
76299	Spring, Carriage Return Bail
85957	Washer, Flat
104827	Bearing, Intermediate Gear Shaft Ball
110743	Washer, Lock
112626	Nut (10-32)
112630	Spring, Local Line Feed Trip Link
119651	Ring, Retaining
119652	Ring, Retaining
151112	Shaft, Carriage Return Bail
151115	Plunger, Lock
151130	Pinion, Motor
151131	Gear, Intermediate Driven
151132	Pinion, Motor
151133	Gear, Intermediate Driven
151134	Pinion, Motor
151135	Gear, Intermediate Driven
151159	Bracket, Local Line Feed Trip Link
151219	Plate
151228	Bracket, Intermediate Gear
151245	Washer, Felt
151246	Washer, Spacing
151352	Spring, Local Line Feed Lock Plunger
151618	Screw (6-40 x 7/16)
151631	Screw (6-40 x 5/16)
151692	Screw (6-40 x 3/16)
151712	Button, Intermediate Gear Bracket Pivot
151723	Screw, Nut Plate (10-32 x 3/8)
151724	Screw, Bracket Mounting (10-32 x 5/8)
151725	Screw, Bracket Clamping, Adjusting (10-32 x 3/4)
151856	Bracket, Carriage Return
151857	Bail, Carriage Return
151858	Bail, Local Line Feed Trip
151859	Link, Local Line Feed Trip
151861	Bail, Lock
151862	Bracket, Local Line Feed, Lock
151863	Shaft, Local Line Feed Bail, Lock Bail
151893	Plate, Intermediate Gear Overload
151894	Gear, Intermediate Typing Unit Driving
151895	Bushing, Intermediate Driving Gear Eccentric
151896	Shaft, Intermediate Gear Driving
151897	Lever, Intermediate Gear Overload
151898	Spring, Intermediate Overload Lever
152122	Screw, Lock Plunger Shoulder (4-40)



* INDICATES PARTS COMMON TO SENDING-RECEIVING
KEYBOARD AND RECEIVING ONLY BASE.

** INDICATES PARTS PECULIAR TO RECEIVING ONLY BASE.

FIGURE 8. KEYBOARD MECHANISM

NUMERICAL INDEX - FIGURE 8

Part Number	Description
2191	Washer, Lock
3598	Nut (6-40)
3599	Nut (4-40)
7002	Washer, Flat
8330	Washer, Flat
91904	Washer, Flat
104710	Ball, Lock
110743	Washer, Lock
111343	Clamp, Lock Ball Retainer
151013	Bail, Space Bar
151014	Link, Space Code
151036	Screw, Shoulder (4-40)
151045	Bar, Space
151076	Wedge, Locking
151080	Washer, Spacing
151081	Retainer, Locking Wedge
151105	Lever Extension, Space Code
151223	Screw, Shoulder (4-40)
151224	Screw, Space Bar Pivot (6-40)
151226	Strip, Nut Plate
151227	Bracket, Space Bar
151325	Cover, Key Lever
151326	Plate, Sealing
151338	Collar, Spacing
151346	Screw (6-40 x 3/8)
151353	Cover, Label
151354	Screw, Label Mounting (2-56 x 3/16)
151637	Screw (4-40 x 1/4)
151657	Screw, (6-40 x 1/4)
151658	Screw (6-40 x 5/16)
151659	Screw (6-40 x 1/2)
151692	Screw (6-40 x 3/16)
151833	Frame, Front
151834	Plate, Keytop Guide
151841	Channel, Lock Ball
151842	Retainer, Lock Ball
151843	Screw, Adjusting (6-40)
151844	Screw, Stop (4-40)
151848	Lock, Locking Wedge

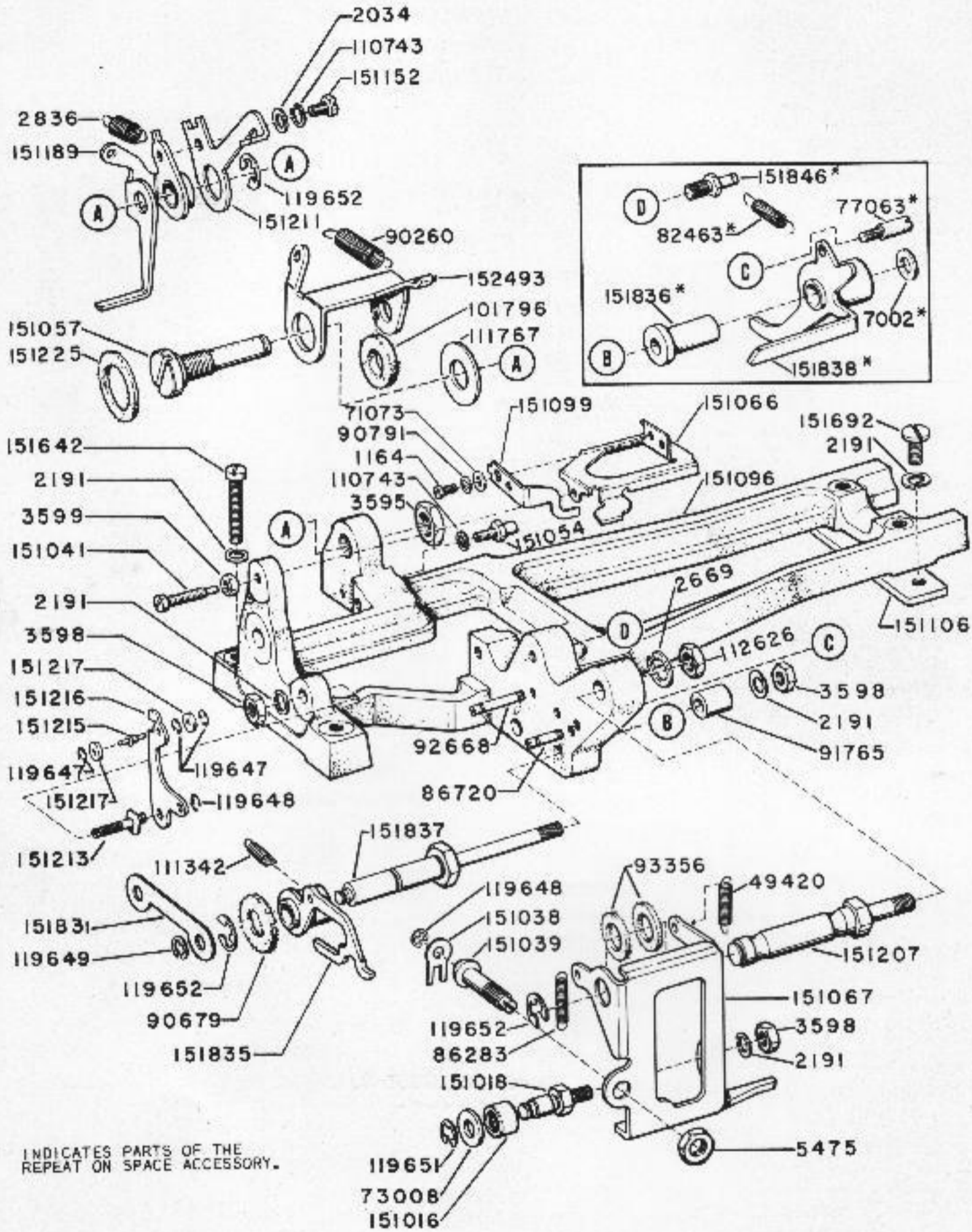


FIGURE 9. KEYBOARD, SIGNAL GENERATOR MECHANISM

NUMERICAL INDEX - FIGURE 9

Part Number	Description		
1164	Screw (2-56 x 3/16)	151692	Screw (6-40 x 3/16)
2034	Washer, Flat	151831	Link
2191	Washer, Lock	151835	Lever, Code Bar Bail Latch
2669	Washer, Lock	151836	Bushing, Repeat-On-Space
3595	Nut (1/4 - 32)	151837	Stud
3598	Nut (6-40)	151838	Lever, Repeat-On-Space
3599	Nut (4-40)	151846	Post, Spring
5475	Nut (3/16 - 40)	152493	Lever, Clutch Latch
7002	Washer, Flat		
31636	Spring, Clutch Stop Lever		
49420	Spring, Code Bar Bail		
71073	Washer, Flat		
73008	Washer, Flat		
77063	Screw, Stop (4-40)		
82463	Spring, Repeat - On - Space Lever		
86283	Spring, Eccentric Follower		
86720	Post, Spring		
90260	Spring, Clutch Latch Lever		
90679	Washer, Felt		
90791	Washer, Lock		
91765	Spacer		
92668	Post, Spring		
93356	Washer, Felt		
101796	Washer, Felt		
110743	Washer, Lock		
111342	Spring, Code Bar Bail Latch		
111767	Washer, Flat		
112626	Nut (10-32)		
119647	Ring, Retaining		
119648	Ring, Retaining		
119649	Ring, Retaining		
119651	Ring, Retaining		
119652	Ring, Retaining		
151016	Bearing, Code Bar Bail Roller		
151018	Stud, Code Bar Bail Roller Bearing		
151038	Plate, Eccentric Follower Guide		
151039	Stud, Code Bar Bail Adjusting		
151041	Screw, Pilot (4-40)		
151054	Stud, Clutch Trip Bail Extension Stop		
151057	Screw, Pilot (1/4 - 32)		
151066	Bail, Rocker		
151067	Bail, Code Bar		
151096	Frame, Signal Generator		
151099	Extension, Rocker Bail		
151106	Plate, Signal Generator Mounting		
151152	Screw (4-40 x 3/16)		
151189	Bail, Clutch Trip		
151207	Stud, Code Bar Bail		
151211	Lever, Clutch Stop		
151213	Stud, Eccentric Pivot		
151215	Shaft, Rocker Bail Detent Roller		
151216	Detent, Rocker Bail		
151217	Roller, Rocker Bail Detent		
151225	Washer, Felt		
151642	Screw (6-40 x 3/4)		

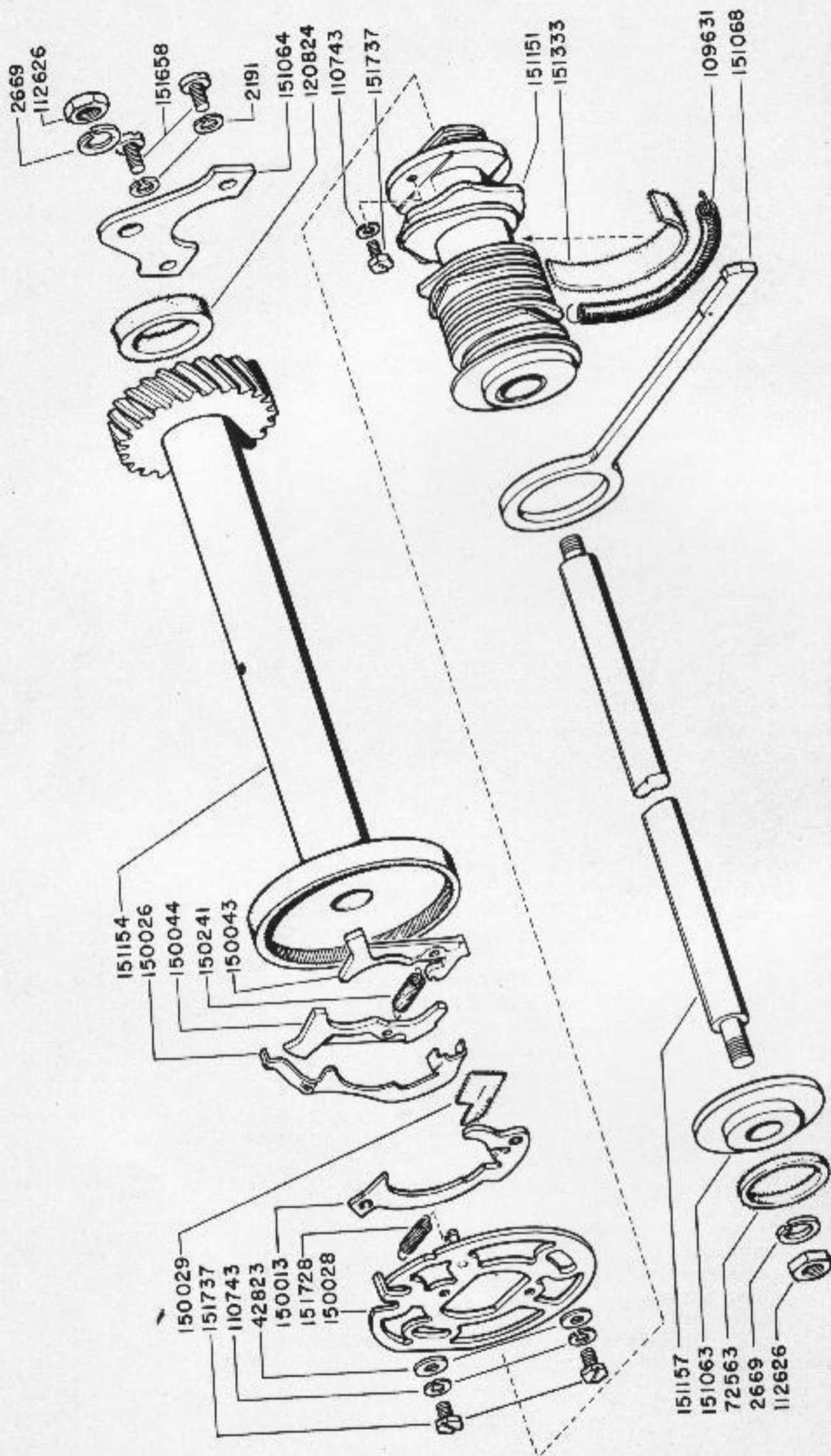


FIGURE 10. KEYBOARD, SIGNAL GENERATOR MECHANISM

NUMERICAL INDEX - FIGURE 10

Part Number	Description
2191	Washer, Lock
2669	Washer, Lock
42823	Washer, Flat
72563	Washer, Felt
109631	Spring, Cam Sleeve Felt Retaining
110743	Washer, Lock
112626	Nut (10-32)
120824	Washer, Felt
150013	Disk, Adjusting
150026	Lever, Clutch Shoe
150028	Disk, Clutch Cam
150029	Wick, Felt
150043	Shoe, Secondary Clutch
150044	Shoe, Primary Clutch
150241	Spring, Clutch Shoe
151063	Washer, Spacing
151064	Plate, Signal Generator Rear
151068	Follower, Eccentric
151151	Sleeve, Signal Generator Cam
151154	Sleeve, Signal Generator Gear
151157	Shaft, Signal Generator
151333	Felt, Cam Sleeve
151658	Screw (6-40 x 5/16)
151728	Spring, Clutch Shoe Lever
151737	Screw (4-40 x 11/64)

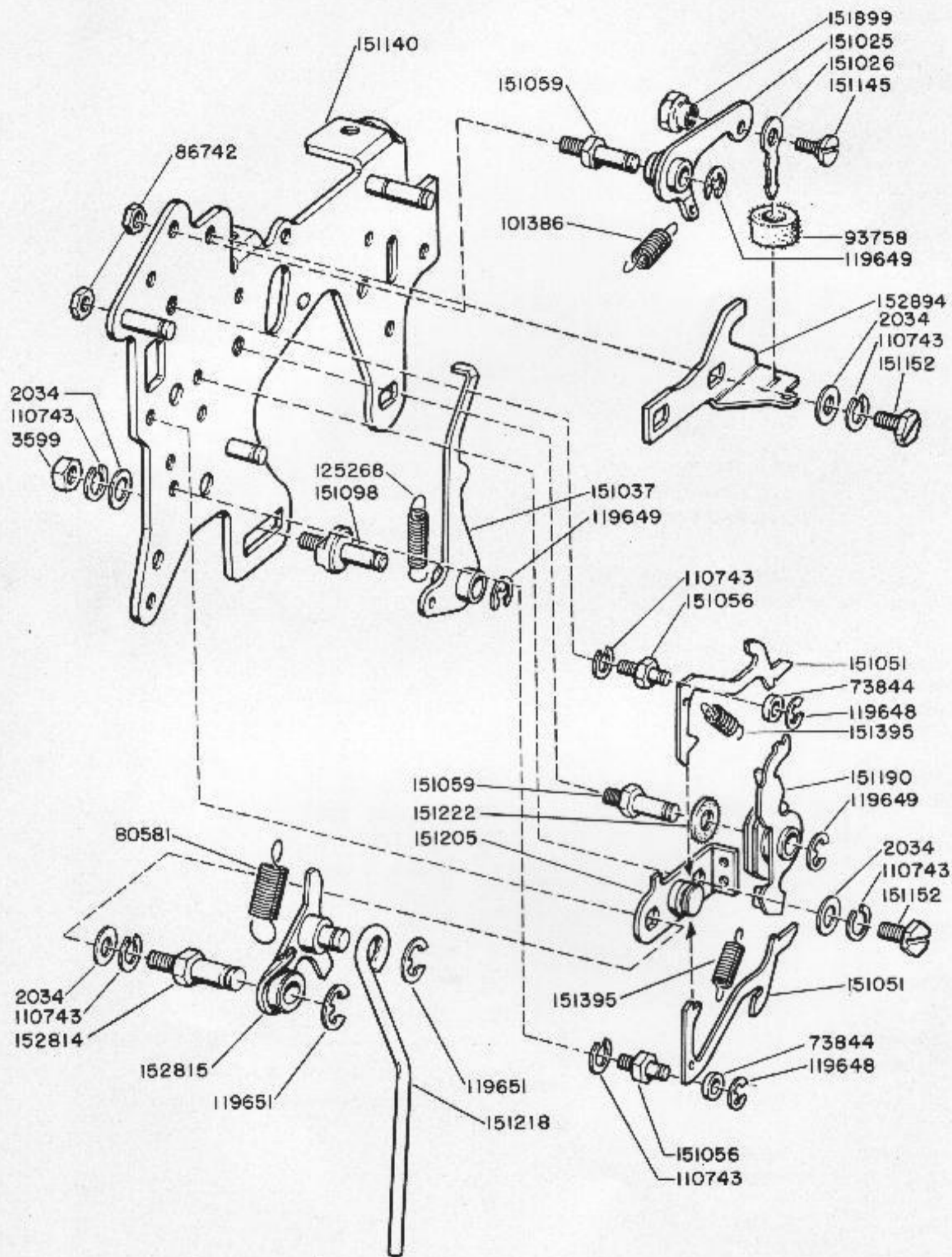


FIGURE 11. KEYBOARD, SIGNAL GENERATOR MECHANISM

NUMERICAL INDEX - FIGURE 11

Part Number	Description
2034	Washer, Flat
3599	Nut (4-40)
73844	Washer, Flat
80581	Spring, Break Lever
86742	Nut (4-40)
93758	Washer, Felt
101326	Spring, Detent Lever
110743	Washer, Lock
119648	Ring, Retaining
119649	Ring, Retaining
119651	Ring, Retaining
125268	Spring, Flutter Lever
151025	Lever, Detent
151026	Toggle, Detent
151037	Lever, Flutter
151051	Lever, Intermediate
151056	Stud
151059	Stud, Oscillating Lever Mounting
151098	Stud, Flutter Lever Mounting
151140	Plate, Transmitter
151145	Screw, Shoulder (2-56)
151152	Screw (4-40 x 3/16)
151190	Lever, Oscillating
151205	Plate, Intermediate Lever Stop
151218	Rod, Break
151222	Washer, Felt
151395	Spring, Intermediate Lever
151899	Nut, Shoulder (2-56)
152814	Stud, Break Lever Mounting
152815	Lever, Break
152894	Bracket, Stop

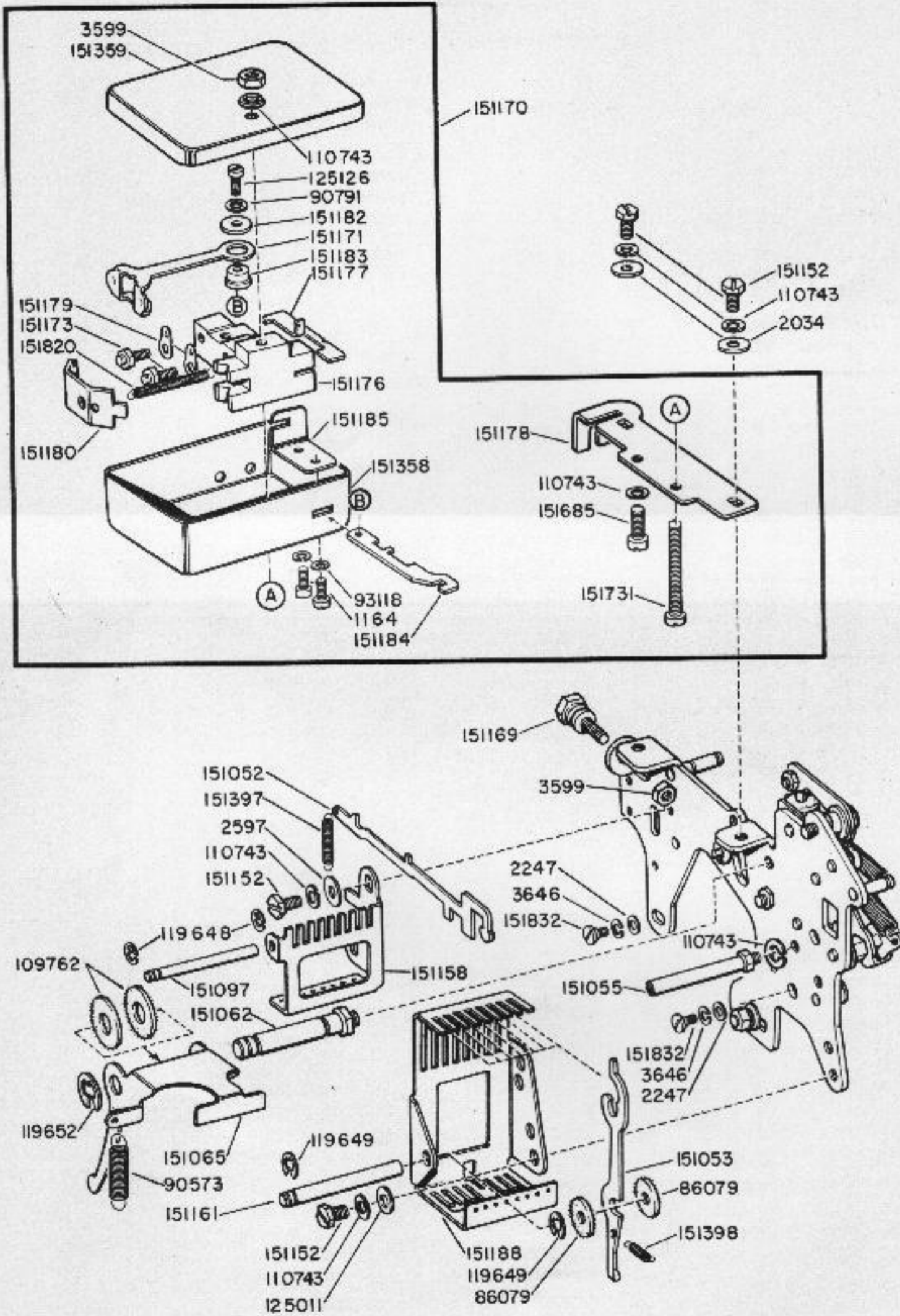


FIGURE 12. KEYBOARD, SIGNAL GENERATOR MECHANISM

NUMERICAL INDEX - FIGURE 12

Part Number	Description
1164	Screw (2-56 x 3/16)
2034	Washer, Flat
2247	Washer, Flat
2597	Washer, Flat
3599	Nut (4-40)
3646	Washer, Lock
86079	Washer, Felt
90573	Spring, Locking Bail
90791	Washer, Lock
93118	Washer, Lock
109762	Washer, Felt
110743	Washer, Lock
119648	Ring, Retaining
119649	Ring, Retaining
119652	Ring, Retaining
125011	Washer, Flat
125126	Screw (2-56 x 9/32)
151052	Lever, Selector
151053	Lever, Transfer
151055	Post
151062	Stud, Locking Bail Mounting
151065	Bail, Locking
151097	Shaft
151152	Screw (4-40 x 3/16)
151158	Guide, Selector Lever
151161	Shaft
151169	Screw, Adjusting (4-40)
151170	Contact Assembly
151171	Toggle, Contact
151173	Screw, Contact (4-40)
151176	Base
151177	Terminal
151178	Bracket, Adjusting
151179	Terminal
151180	Link, Toggle
151182	Washer, Insulating
151183	Insulator
151184	Extension, Toggle
151185	Guide, Toggle Extension
151188	Guide, Transfer Lever
151358	Box, Contact
151359	Cover, Contact Box
151397	Spring, Selector Lever
151398	Spring, Transfer Lever
151685	Screw (4-40 x 5/16)
151731	Screw (4-40 x 7/8)
151820	Spring, Contact Box
151832	Screw, Shoulder (6-40)

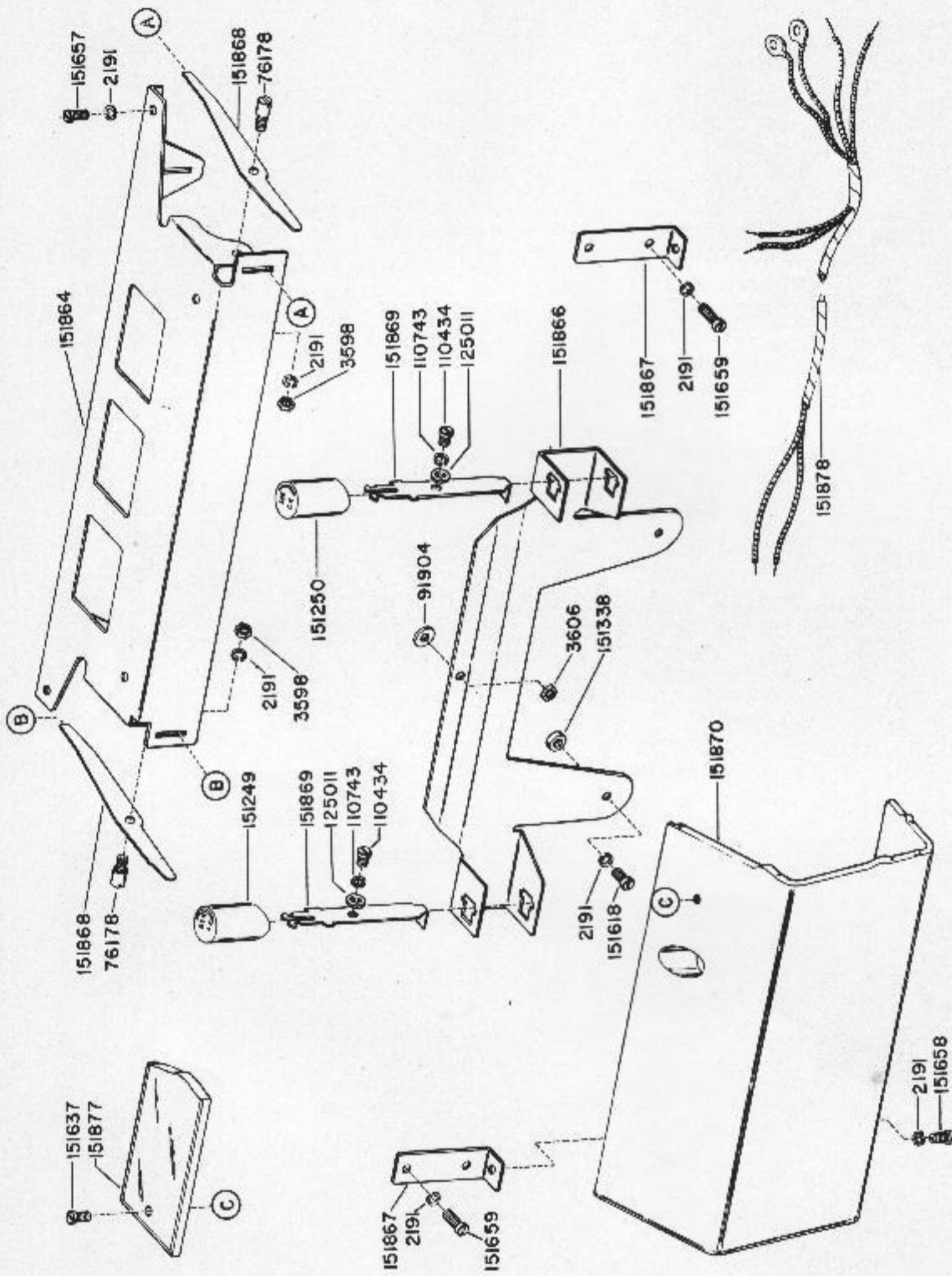


FIGURE 13. RECEIVING ONLY BASE.

NUMERICAL INDEX - FIGURE 13

Part Number	Description
2191	Washer, Lock
3598	Nut (6-40)
3606	Nut (6-40)
76178	Stud
91904	Washer, Flat
110434	Screw (4-40 x 1/4)
110743	Washer, Lock
125011	Washer, Flat
151249	Keytop, (Loc LF)
151250	Keytop, (Loc CR)
151338	Collar, Spacing
151618	Screw (6-40 x 7/16)
151637	Screw (4-40 x 1/4)
151657	Screw (6-40 x 1/4)
151658	Screw (6-40 x 5/16)
151659	Screw (6-40 x 1/2)
151864	Bracket, Function Lever Guide
151866	Guide, Keylever
151867	Bracket, Keylever Cover
151868	Lever, Function
151869	Keylever
151870	Cover, Keylever
151877	Cover, Label
151878	Cable, Receiving Only Base

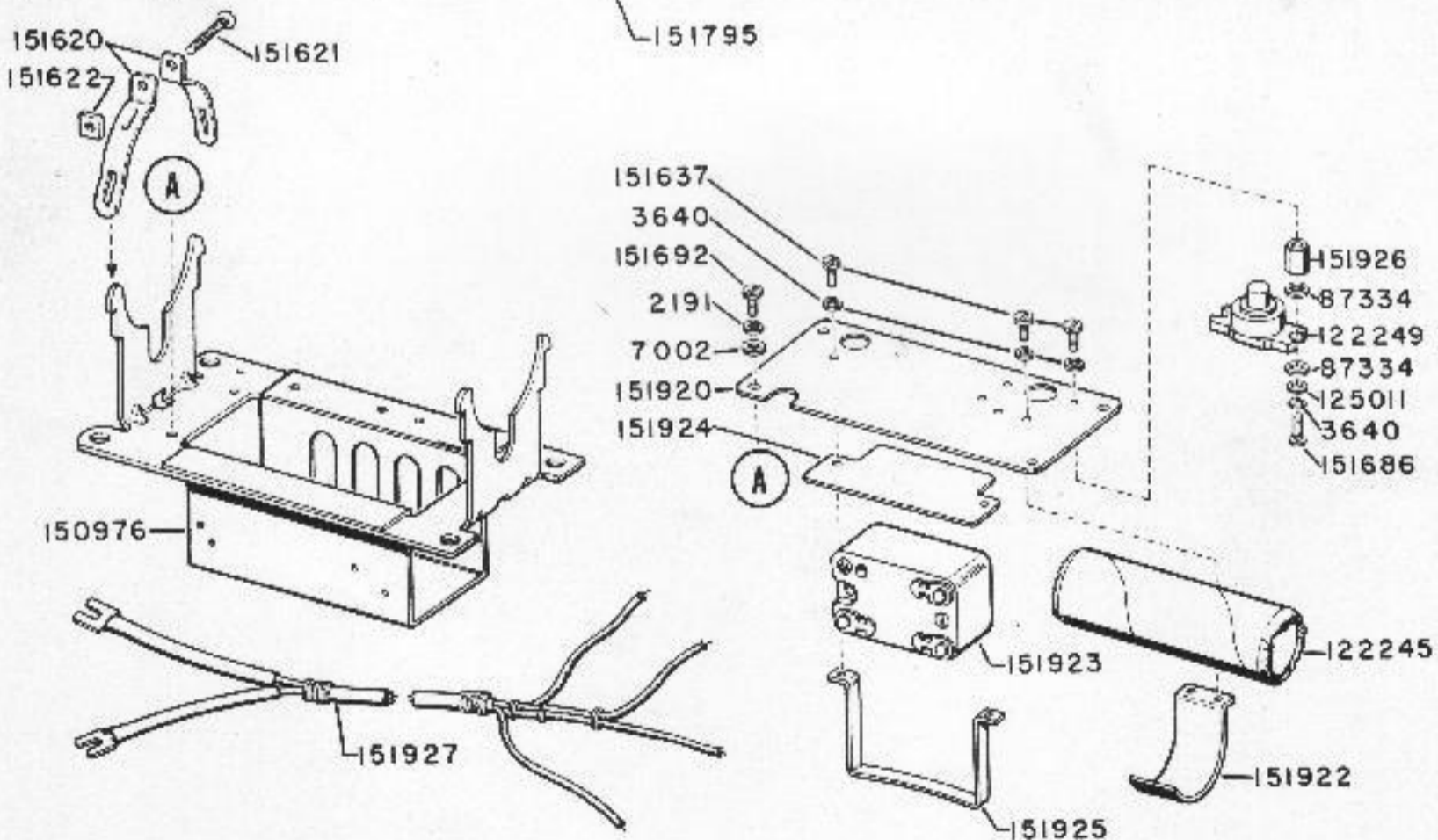
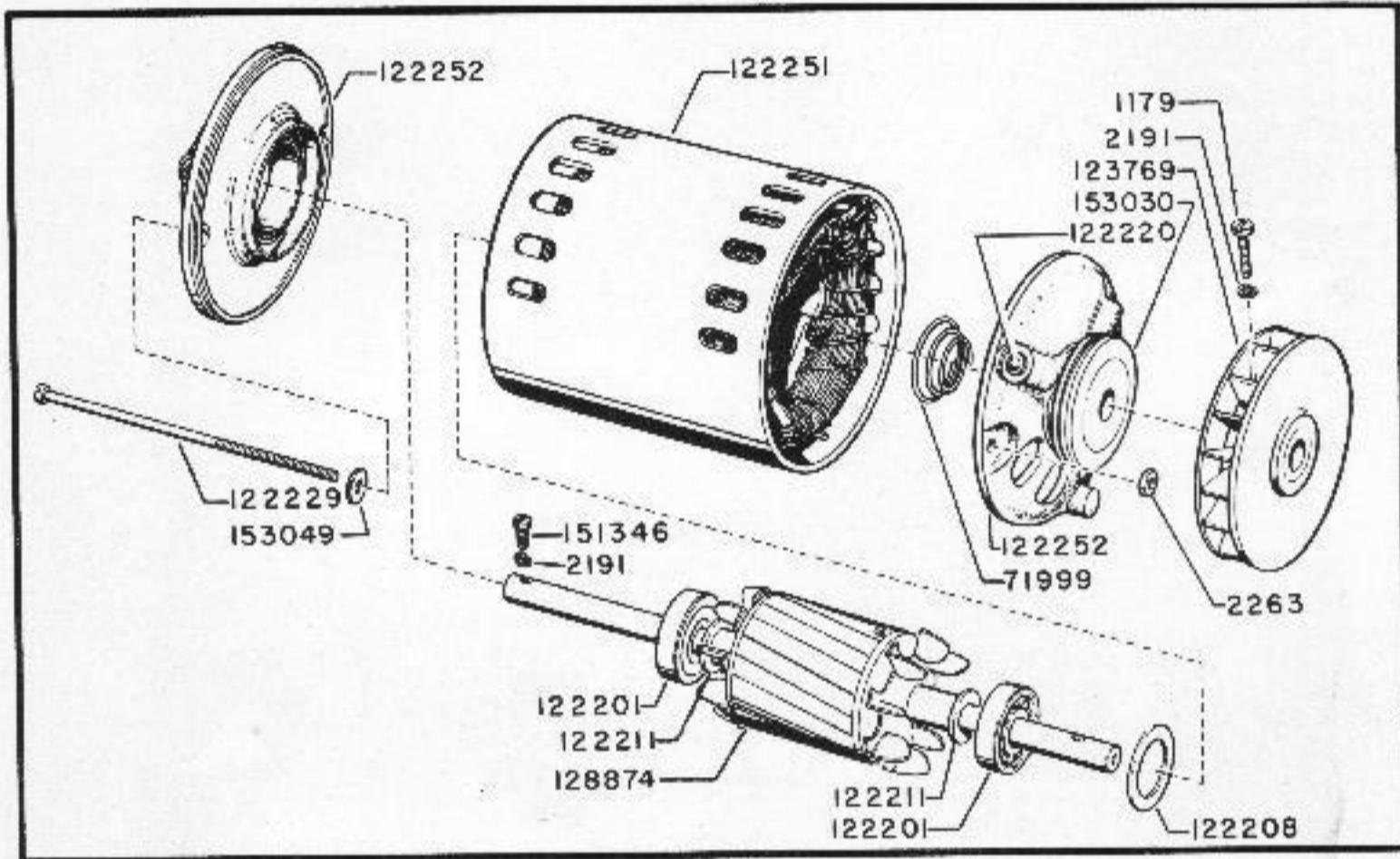


FIGURE 14, SYNCHRONOUS MOTOR UNIT

NUMERICAL INDEX - FIGURE 14

Part Number	Description
1179	Screw (6-40 x 5/8)
2191	Washer, Lock
2263	Nut (6-32)
3640	Washer, Lock
7002	Washer, Flat
71999	Spring, Motor Thrust
87334	Washer, Insulating
122201	Bearing, Ball
122208	Washer, Flat
122211	Washer, Pull
122220	Oiler, Ball
122229	Bolt, Clamping
122245	Capacitor, Fixed
122249	Switch, Thermostatic
122251	Stator, Motor
122252	End Bell
123769	Fan, Synchronous Motor
128874	Rotor, Motor
125011	Washer, Flat
150976	Bracket, Synchronous Motor Mounting
151346	Screw (6-40 x 3/8)
151620	Strap, Motor Mounting
151621	Screw (6-32 x 3/4)
151622	Nut (6-32)
151637	Screw (4-40 x 1/4)
151686	Screw (4-40 x 3/8)
151692	Screw (6-40 x 3/16)
151795	Motor, Synchronous
151920	Plate, Relay, Capacitor Mounting
151922	Clamp, Capacitor
151923	Relay
151924	Insulator, Relay
151925	Clamp, Relay
151926	Nut (4-40)
151927	Cable, Synchronous Motor Unit
153030	Mount, Vibration
153049	Washer, Fiber

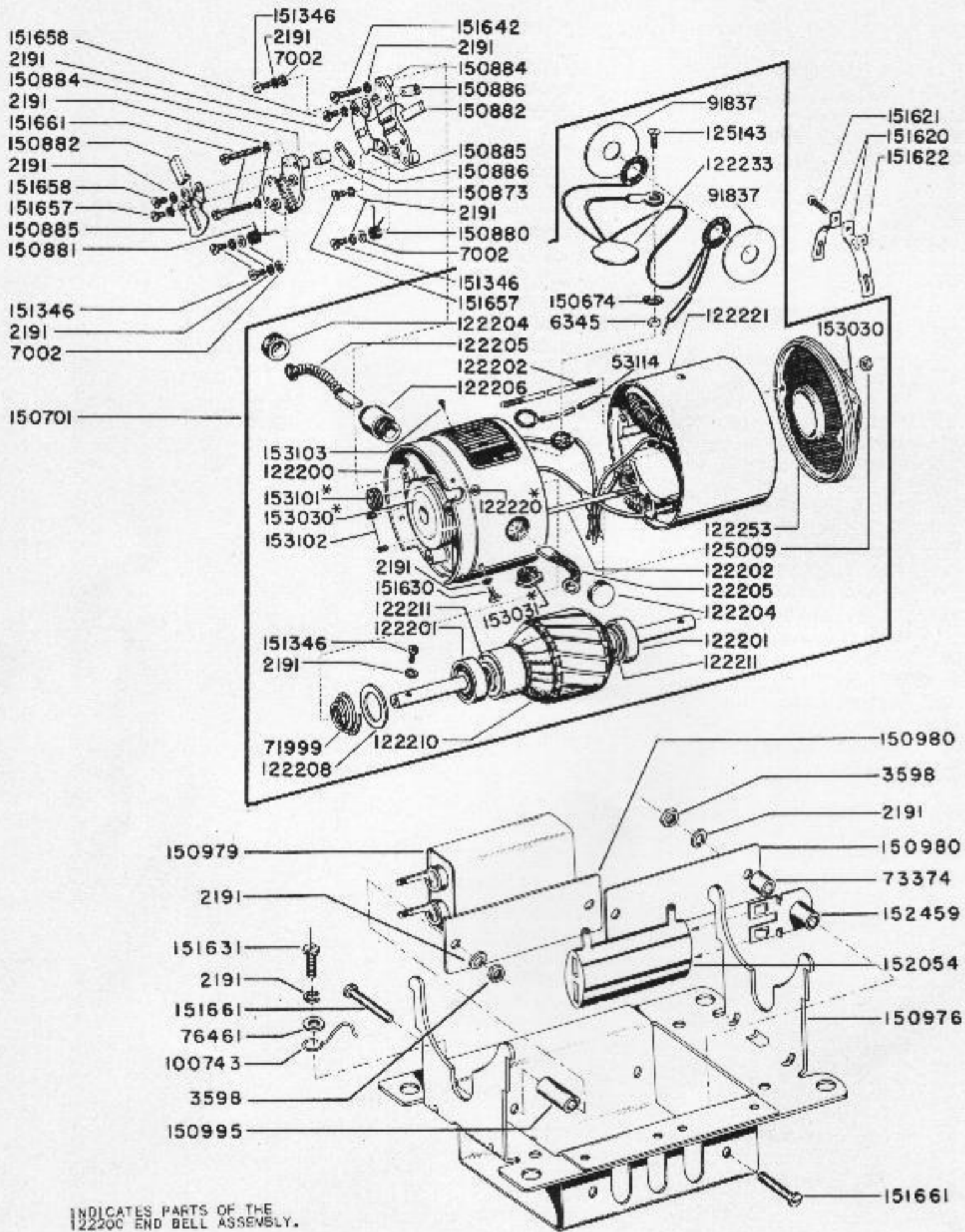


FIGURE 15, SERIES MOTOR UNIT

NUMERICAL INDEX - FIGURE 15

Part Number	Description
2191	Washer, Lock
3598	Nut (6-40)
6345	Nut (6-32)
7002	Washer, Flat
71999	Spring, Motor Thrust
73374	Spacer
76461	Washer, Flat
91837	Washer, Fiber
100743	Clamp, Cable
122200	End Bell
122201	Bearing, Ball
122202	Bolt, Clamping (10-32)
122204	Cap, Brush
122205	Brush, Electrical Contact
122206	Holder, Brush
122208	Washer, Flat
122210	Armature, Motor
122211	Washer, Pull
122220	Oiler, Ball
122221	Stator
122233	Capacitor, Fixed
122253	End Bell
125009	Nut (10-32)
125143	Screw (6-32 x 5/16)
150674	Washer, Lock
150701	Motor, Series
150873	Collar, Spacing
150880	Spring, Governor Brush
150881	Spring, Governor Brush
150882	Brush, Electrical Contact
150884	Mounting, Brush
150885	Plate, Brush
150886	Plate, Clamp
150976	Bracket, Series Motor Mounting
150979	Capacitor (1000 volts)
150980	Plate, Clamping
150995	Bushing, Insulating
151346	Screw (6-40 x 3/8)
151620	Strap, Motor Mounting
151621	Screw (6-32 x 3/4)
151622	Nut (6-32)
151630	Screw (6-40 x 1/4)
151631	Screw (6-40 x 5/16)
151642	Screw (6-40 x 3/4)
151657	Screw (6-40 x 1/4)
151658	Screw (6-40 x 5/16)
151661	Screw (6-40 x 1)
152054	Resistor (250 ohm)
152459	Bracket, Resistor Mounting
153030	Mount, Motor Vibration
153031	Bushing, Lead
153101	Grommet
153102	Screw, Set
153103	Screw, Name Plate
153114	Wire Assembly

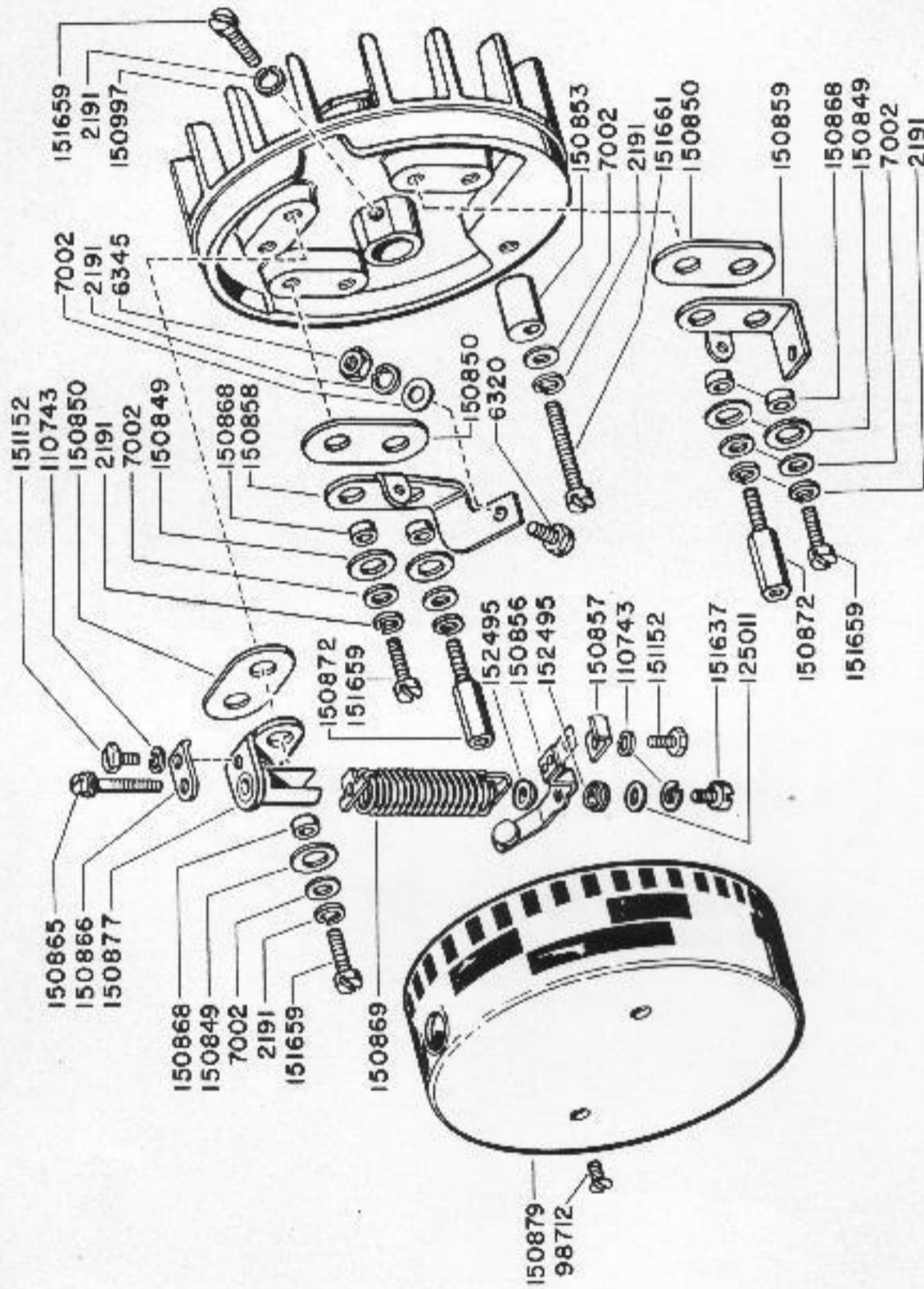


FIGURE 16, SERIES MOTOR UNIT, GOVERNOR MECHANISM

NUMERICAL INDEX - FIGURE 16

Part Number	Description
2191	Washer, Lock
6320	Screw, Contact (6-32)
6345	Nut (6-32)
7002	Washer, Flat
98712	Screw (4-40 x 7/32)
110743	Washer, Lock
125011	Washer, Flat
150849	Washer, Insulating
150850	Plate, Insulating
150853	Backstop, Eccentric
150856	Arm, Movable Contact
150857	Clamp, Contact Arm
150858	Bracket, Contact
150859	Bracket, Contact Arm Mounting
150865	Screw, Governor Spring Adjusting
150866	Clamp, Adjustment Screw Locking
150868	Bushing, Insulating
150869	Spring, Governor
150872	Post, Cover Mounting
150877	Bracket, Governor Spring Guide
150879	Cover, Governor
150997	Fan, Governor
151152	Screw (4-40 x 3/16)
151637	Screw (4-40 x 1/4)
151659	Screw (6-40 x 1/2)
151661	Screw (6-40 x 1)
152495	Bushing

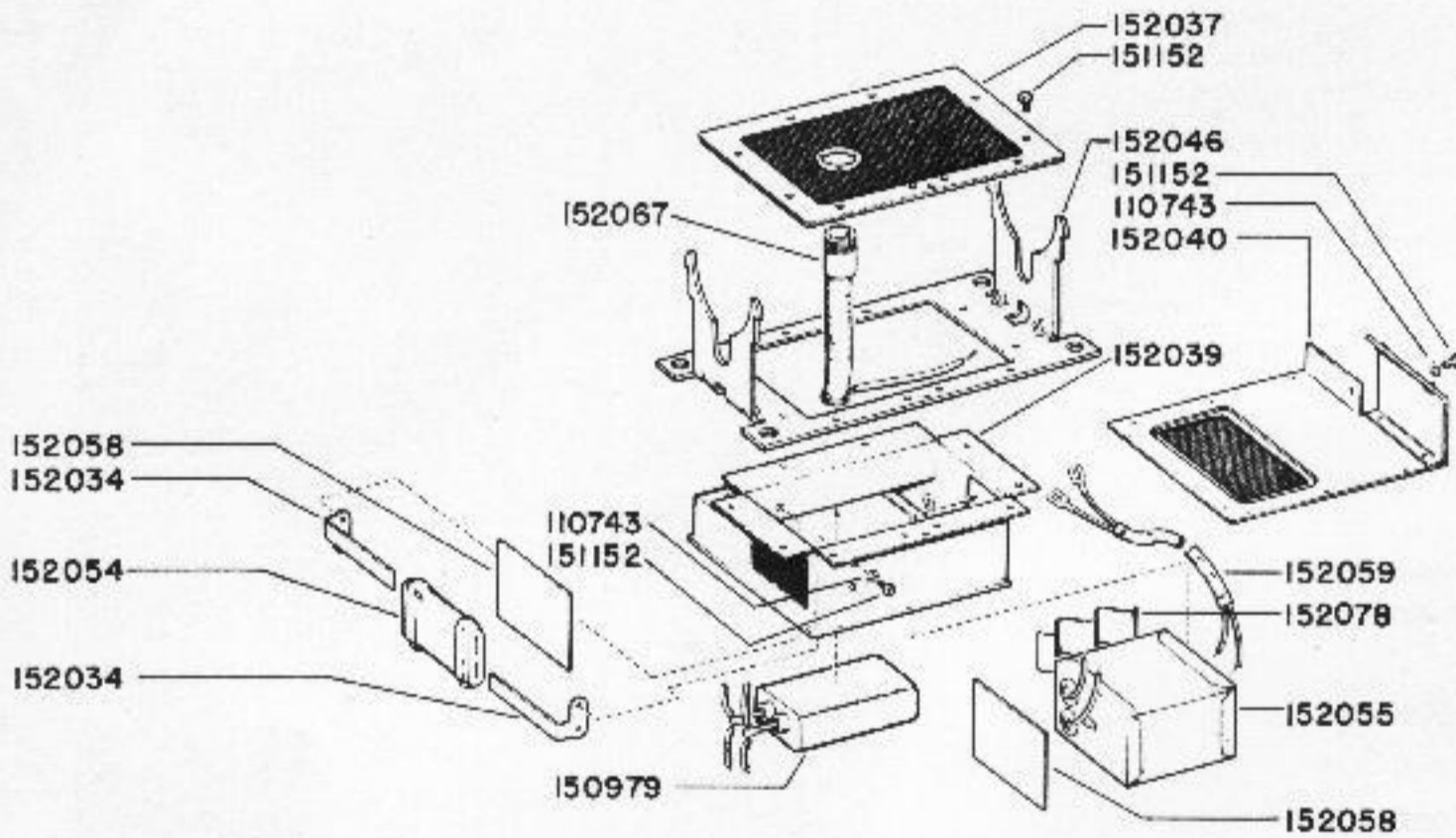
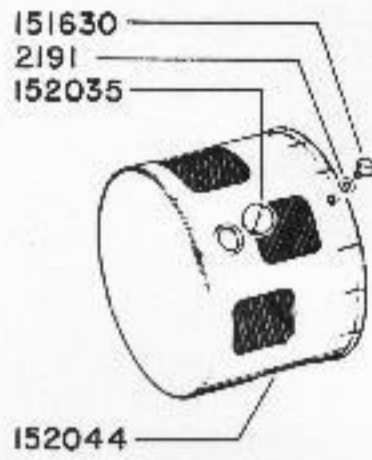
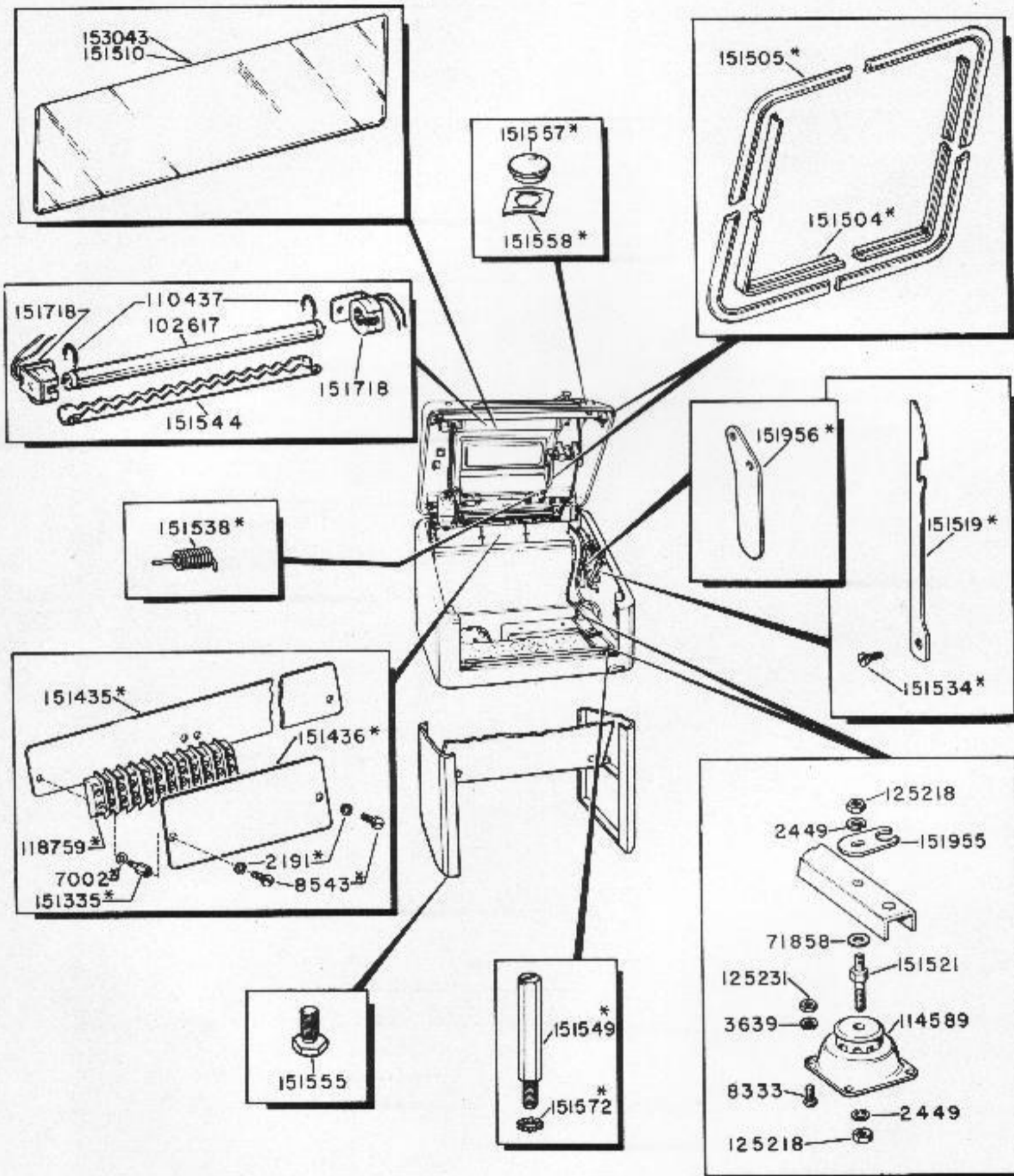


FIGURE 17, SPECIAL SERIES MOTOR UNIT PARTS FOR RF SUPPRESSION AND SCREENING

NUMERICAL INDEX - FIGURE 17

Part Number	Description
110743	Washer, Lock
150979	Capacitor (1,000 volts)
151152	Screw (4-40 x 3/16)
151630	Screw (6-40 x 1/4)
152034	Bracket, Resistor Mounting
152035	Plug, Governor Cover
152037	Cover, Container
152039	Container
152040	Lid, Container
152044	Cover, Screened Governor
152046	Bracket, Series Motor Mounting
152054	Resistor (250 ohm)
152055	Suppressor, Electrical Noise
152058	Separator
152059	Cable
152067	Nipple
152078	Spring, Separator

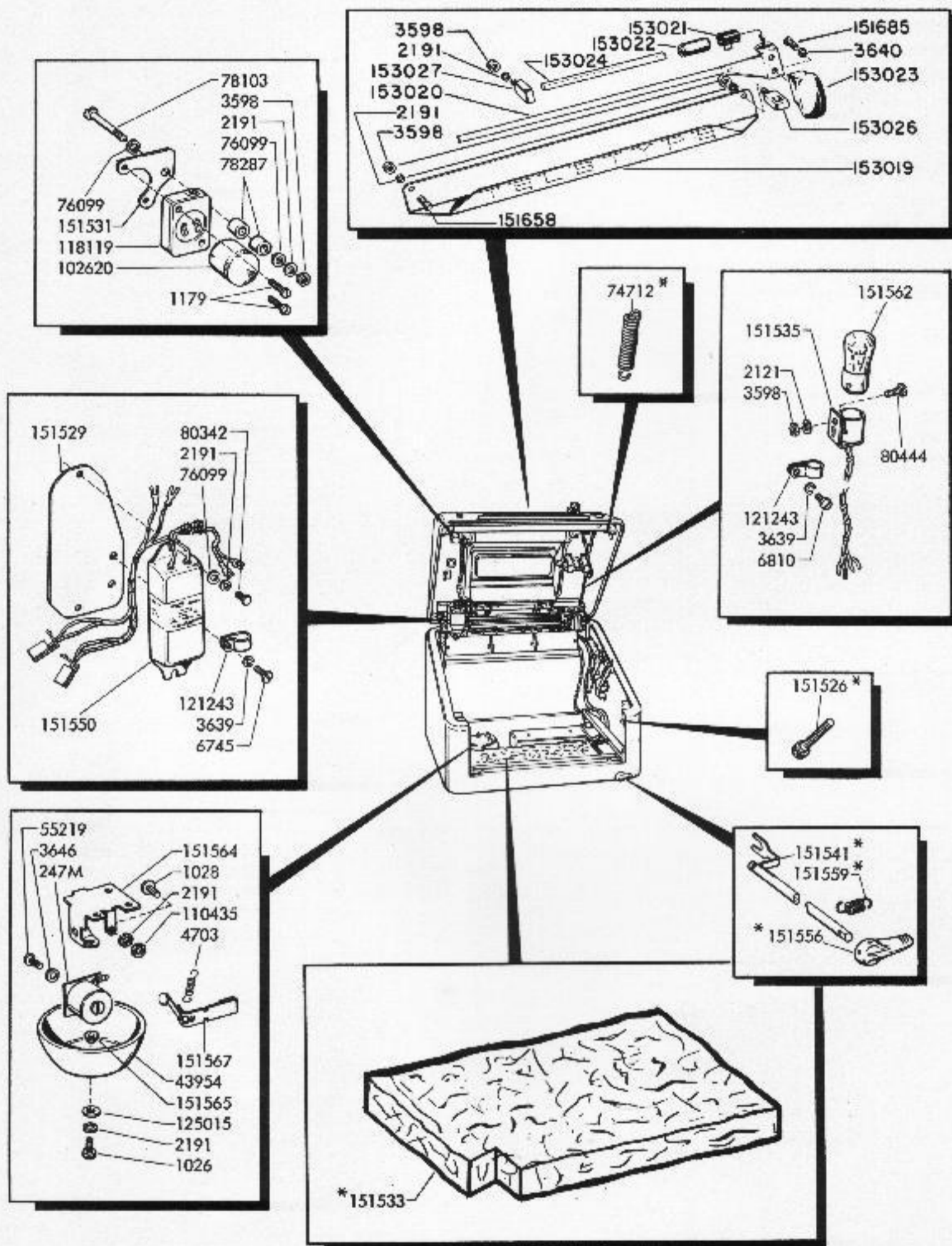


* INDICATES STANDARD CABINET PARTS, OTHER PARTS FURNISHED AS ACCESSORIES.

FIGURE 18. CABINET

NUMERICAL INDEX - FIGURE 18

Part Number	Description
2191	Washer, Lock
2449	Washer, Lock
3639	Washer, Lock
7002	Washer, Flat
8333	Screw (10-32 x 3/8)
8543	Screw (6-40 x 1/4)
71858	Washer, Flat
102617	Lamp, Fluorescent
110437	Spring, Light Shield
114589	Mount, Vibration
118759	Block, Terminal
125218	Nut (1/4 - 32)
125231	Nut (10-32)
151335	Stud, Cover Mounting
151435	Insulator, Terminal Block
151436	Cover, Terminal Block
151504	Gasket, Small Door
151505	Gasket, Large Door
151510	Window, Plastic Copy
151519	Arm, Latch
151521	Stud, Cradle Mounting
151534	Screw, Shoulder (10-32)
151538	Spring, Small Door
151544	Shield, Light
151549	Screw (1/4-32 x 7/16)
151555	Foot, Mounting
151557	Lens, Indicator Light
151558	Nut, Speed
151572	Washer, Lock
151718	Socket, Fluorescent Lamp
151955	Guide, Cable
151956	Guide, Cable
153043	Window, Laminated Glass Copy

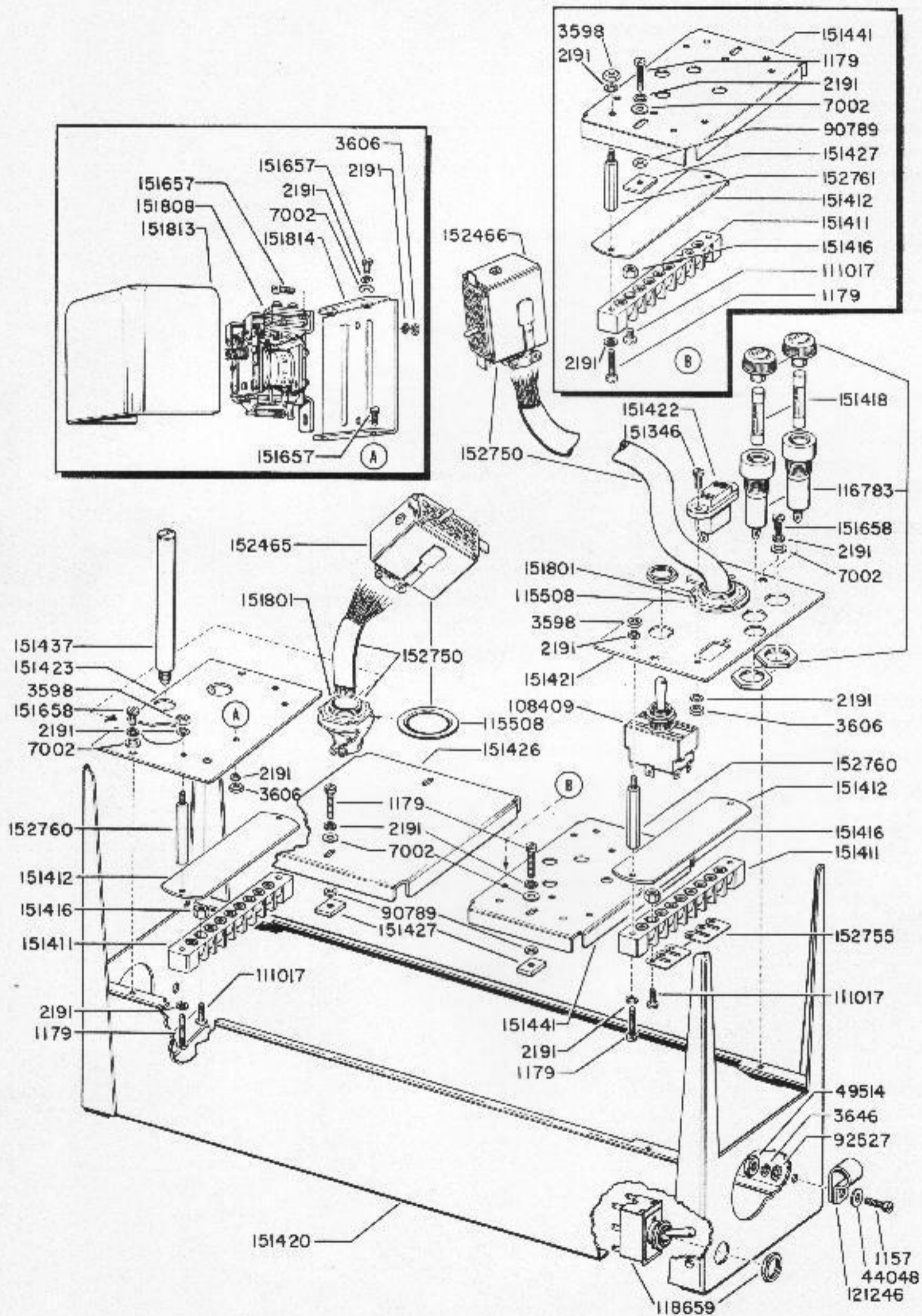


* INDICATES STANDARD CABINET PARTS. OTHER PARTS FURNISHED AS ACCESSORIES.

FIGURE 19. CABINET

NUMERICAL INDEX - FIGURE 19

Part Number	Description
247M	Coil, Remote Signal Bell Magnet
1026	Screw (6-40 x 3/8)
1028	Screw (4-40 x 7/32)
1179	Screw (6-40 x 5/8)
2191	Washer, Lock
3598	Nut (6-40)
3639	Washer, Lock
3640	Washer, Lock
3646	Washer, Lock
4703	Spring, Armature
6745	Screw (10-32 x 1/2)
6810	Screw (10-32 x 3/8)
43954	Bell, Remote Signal
55219	Screw (8-32 x 3/8)
74712	Spring, Dome Latch
76099	Washer, Flat
78103	Screw (6-40 x 1-3/16)
78287	Collar, Spacing
80342	Screw (6-40 x 11/32)
80444	Screw (6-40 x 1/4)
102620	Switch, Starting
110435	Nut (4-40)
118119	Socket, Starter
121243	Clamp, Cable
125015	Washer, Flat
151526	Screw, Thumb (10-32)
151529	Plate, Ballast
151531	Plate, Starter
151533	Pad, Base
151535	Cable Assembly, End of Line
151541	Shaft, Power Switch
151550	Cable Assembly
151556	Knob, Power Switch
151559	Spring, Power Switch Shaft
151562	Lamp, Incandescent
151564	Bracket, Remote Signal Bell Mounting
151565	Bushing, Shoulder
151567	Armature, Remote Signal Bell
151658	Screw (6-40 x 5/16)
151685	Screw (4-40 x 5/16)
153019	Tray, Copyholder
153020	Guide, Line
153021	Spring, Copyholder Torsion
153022	Bushing, Line Guide
153023	Handle, Copyholder
153024	Shaft, Line Guide
153025	Post, Lower Line Guide Shaft
153027	Post, Upper Line Guide Shaft



NUMERICAL INDEX - FIGURE 20

Part Number	Description
1157	Screw (8-32 x 1/2)
1179	Screw (6-40 x 5/8)
2191	Washer, Lock
3598	Nut (6-40)
3606	Nut (6-40)
3646	Washer, Lock
7002	Washer, Flat
44048	Washer, Flat
49514	Nut (8-32)
90789	Washer, Flat
92527	Washer, Lock
108409	Switch, Copy Light
111017	Screw (6-40 x 5/16)
115508	Washer, Extruded
116783	Holder, Fuse
118659	Switch, Power Supply
121246	Clamp, Cable
151346	Screw (6-40 x 3/8)
151411	Block, Terminal
151412	Insulator, Terminal Block
151416	Nut (6-40)
151418	Fuse, AC Power
151420	Container, Electrical Service Unit
151421	Plate, Switch and Fuse Mounting
151422	Receptacle, Convenience
151423	Plate, Relay Mounting
151426	Plate, Cover
151427	Plate, Clamp
151437	Stud
151441	Plate, Blank
151657	Screw (6-40 x 1/4)
151658	Screw (6-40 x 5/16)
151801	Bushing, Clamp
151808	Relay, Line Shunt
151813	Cover, Relay
151814	Bracket, Relay Mounting
152465	Plug, Keyboard
152466	Plug, Typing Unit
152750	Cable Assembly
152755	Strap, Terminal
152760	Stud, Terminal Block Mounting
152761	Stud, Terminal Block Mounting

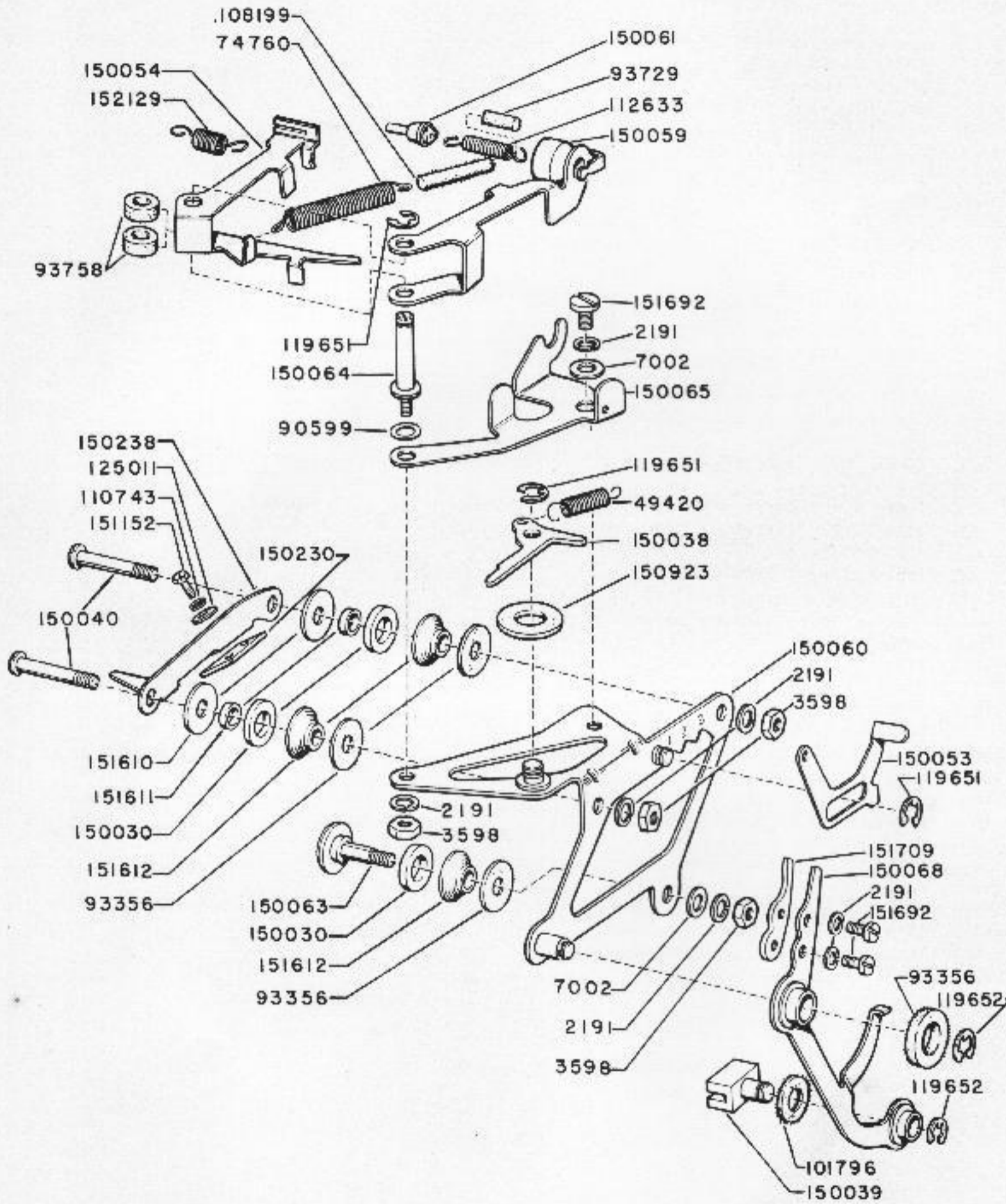


FIGURE 21. TYPING UNIT, PRINTING CARRIAGE MECHANISM

NUMERICAL INDEX - FIGURE 21

Part Number	Description
2191	Washer, Lock
3598	Nut (6-40)
7002	Washer, Flat
49420	Spring, Operating Bail Latch
74760	Spring, Printing Hammer Operating Bail
90599	Shim
93356	Washer, Felt
93729	Wick, Felt
93758	Washer, Felt
101796	Washer, Felt
108199	Wick, Felt
110743	Washer, Lock
112633	Spring, Printing Hammer Plunger
119651	Ring, Retaining
119652	Ring, Retaining
125011	Washer, Flat
150030	Roller, Bearing
150038	Latch, Operating Bail
150039	Slide, Printing Arm
150040	Screw (6-40 x 5/8)
150053	Bracket, Spring Adjusting
150054	Bail, Printing Hammer Operating
150059	Bail, Printing Hammer
150060	Frame, Printing Carriage
150061	Screw, Shoulder
150063	Screw, Shoulder (6-40)
150064	Head, Printing Hammer
150065	Bracket, Stop
150068	Arm, Printing
150230	Plate, Clamp
150238	Bracket, Clamp
150923	Washer, Felt
151152	Screw (4-40 x 3/16)
151610	Washer, Flat
151611	Bushing, Roller
151612	Collar, Spacing
151692	Screw (6-40 x 3/16)
151709	Arm, Secondary Printing
152129	Spring, Printing Hammer Yield

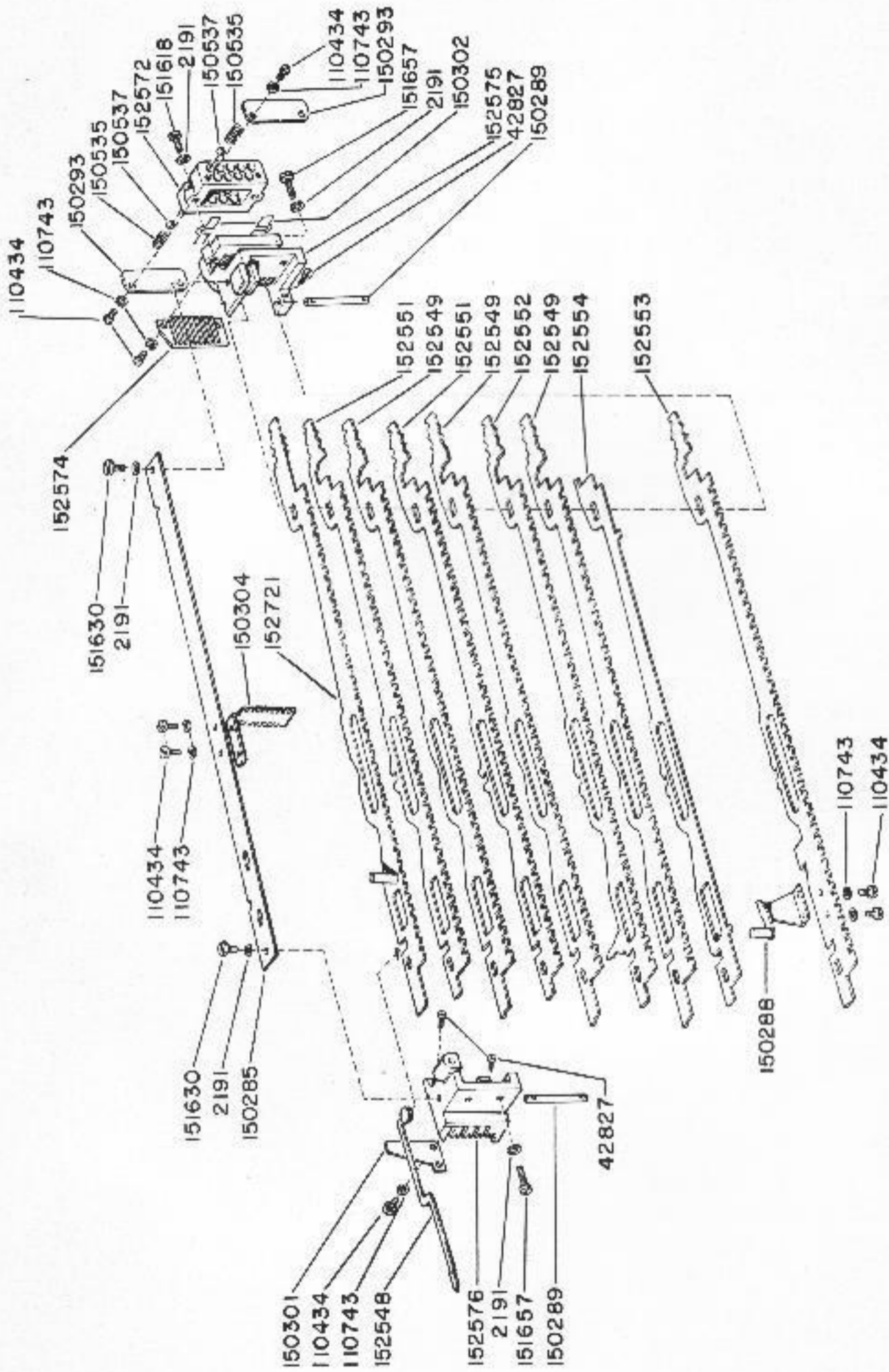


FIGURE 22. TYPING UNIT, CODE BAR MECHANISM

NUMERICAL INDEX - FIGURE 22

Part Number	Description
2191	Washer, Lock
42827	Screw, (3-48 x 1/4)
110434	Screw (4-40 x 1/4)
110743	Washer, Lock
150285	Bar, Tie
150288	Bracket, Shift Code Bar
150289	Stud
150293	Plate, Detent Ball Retaining
150301	Plate, Shift Bar Retaining
150302	Shim
150304	Bracket, Code Bar Guide
150535	Spring, Detent Ball
150537	Ball, Detent Bearing
151618	Screw (6-40 x 7/16)
151630	Screw (6-40 x 1/4)
151657	Screw (6-40 x 1/4)
152548	Bar, Code Bar Shift
152549	Bar, Code (1,2 & Common)
152551	Bar, Code (4 & 5)
152552	Bar, Code (3)
152553	Bar, Code (Shift & Unshift)
152554	Bar, Code (Automatic L.F. & C.R.)
152572	Bracket, Code Bar Detent
152574	Plate, Code Bar Retaining
152575	Bracket, Code Bar Guide
152576	Bracket, Code Bar Guide
152721	Bar, Code (Suppression)

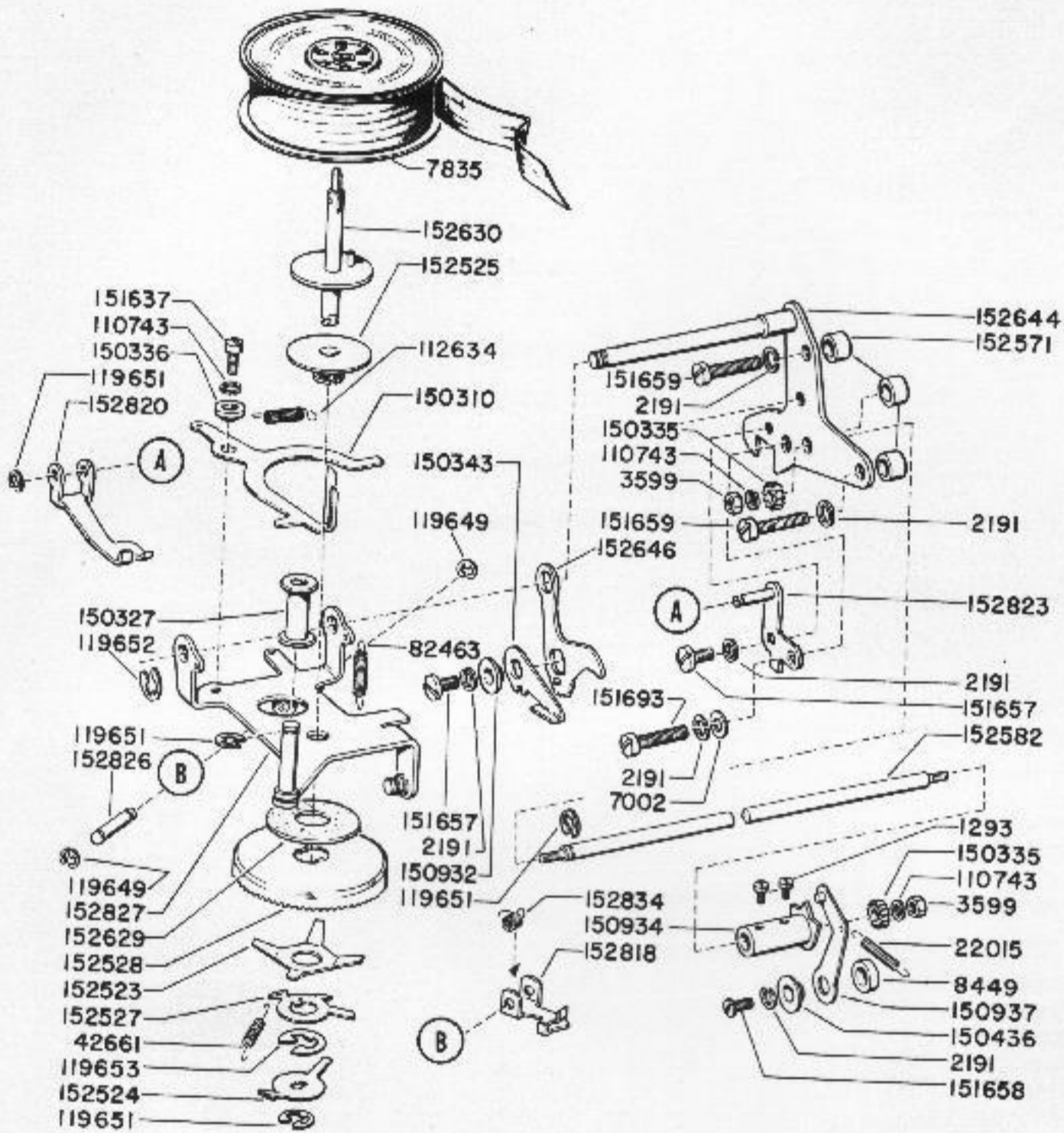


FIGURE 20. TYPING UNIT, LEFT RIBBON FEED MECHANISM

NUMERICAL INDEX - FIGURE 23

Part Number	Description
1293	Screw (6-40 x 1/8)
2191	Washer, Lock
3599	Nut (4-40)
7002	Washer, Flat
7835	Ribbon - Black
8449	Collar, Spacing
22015	Spring, Ribbon Reverse Detent Lever
42661	Spring, Ribbon Tension
82463	Spring, Ribbon Feed Lever
110743	Washer, Lock
112634	Spring, Ribbon Lever
119649	Ring, Retaining
119651	Ring, Retaining
119652	Ring, Retaining
119653	Ring, Retaining
150310	Lever, Left Ribbon
150327	Roller, Ribbon
150335	Gear, Ribbon Reverse Spur
150336	Bushing, Ribbon Lever
150343	Lever, Left Ribbon Reverse
150436	Bushing, Ribbon Reversing Detent
150932	Bushing, Ribbon Reverse Lever
150934	Cam, Detent
150937	Lever, Ribbon Reverse Detent
151637	Screw (4-40 x 1/4)
151657	Screw (6-40 x 1/4)
151658	Screw (6-40 x 5/16)
151659	Screw (6-40 x 1/2)
151693	Screw (6-40 x 9/16)
152523	Spring, Ribbon Ratchet Wheel Friction
152524	Bracket, Ribbon Tension
152525	Hub
152527	Plate, Left Ribbon Tension
152528	Ratchet Wheel, Left Ribbon
152571	Spacer
152582	Shaft, Ribbon Reversing
152629	Washer, Friction
152630	Shaft, Ribbon Spool
152644	Bracket, Left Ribbon Feed Mounting
152646	Lever, Left Ribbon Reversing
152818	Lever, Left Detent
152820	Lever, Left Feed
152823	Bracket, Left Feed Lever
152826	Pin, Detent
152827	Bracket, Left Ribbon Spool
152834	Spring, Detent Lever Torsion

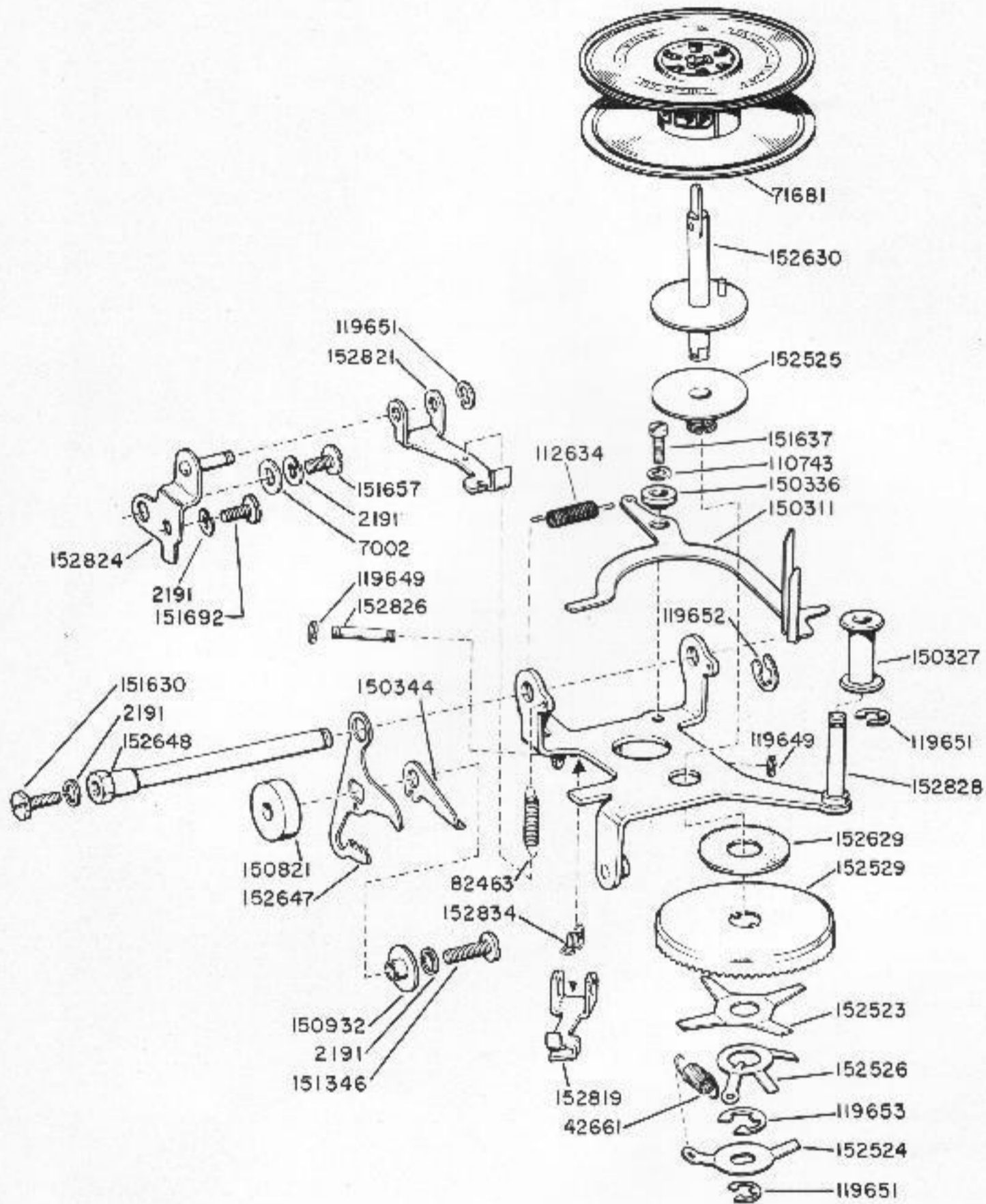
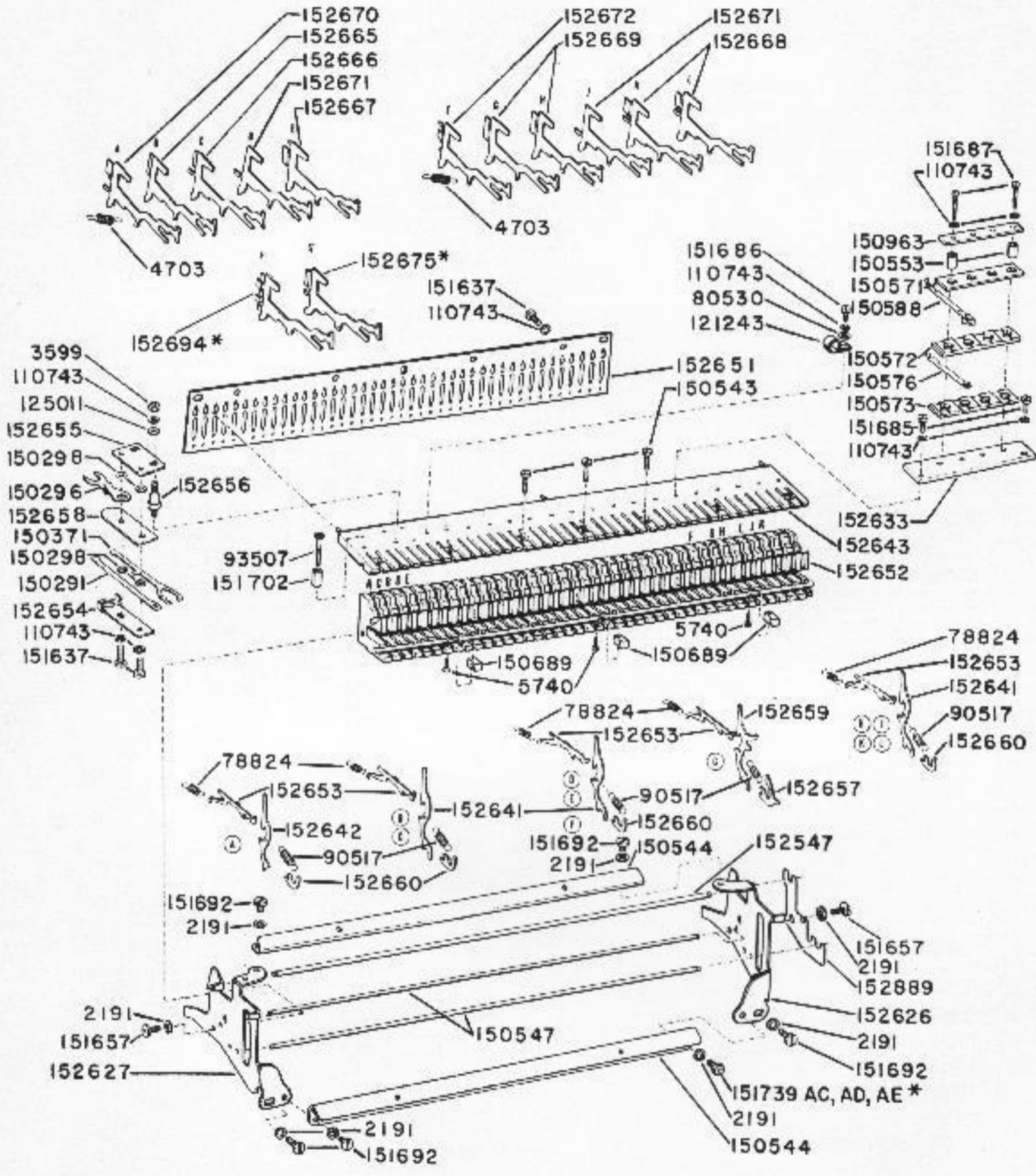


FIGURE 24. TYPING UNIT, RIGHT RIBBON FEED MECHANISM

NUMERICAL INDEX - FIGURE 24

Part Number	Description
2191	Washer, Lock
7002	Washer, Flat
42661	Spring, Ribbon Tension
71621	Spool, Printing Ribbon
82463	Spring, Ribbon Feed Lever
110743	Washer, Lock
112634	Spring, Ribbon Lever
119649	Ring, Retaining
119651	Ring, Retaining
119652	Ring, Retaining
119653	Ring, Retaining
150311	Lever, Right Ribbon
150327	Roller, Ribbon
150336	Bushing, Ribbon Lever
150344	Lever, Right Ribbon Reverse
150821	Spacer
150932	Bushing, Ribbon Reverse Lever
151346	Screw (6-40 x 3/8)
151630	Screw (6-40 x 1/4)
151637	Screw (4-40 x 1/4)
151657	Screw (6-40 x 1/4)
151692	Screw (6-40 x 3/16)
152523	Spring, Ribbon Ratchet Wheel Friction
152524	Bracket, Ribbon Tension
152525	Hub
152526	Plate, Right Ribbon Tension
152529	Ratchet Wheel, Right Ribbon
152629	Washer, Friction
152630	Shaft, Ribbon Spool
152647	Lever, Right Ribbon Reversing
152648	Stud, Right Ribbon Feed Mounting
152819	Lever, Right Detent
152821	Lever, Right Feed
152824	Bracket, Right Feed Lever
152826	Pin, Detent
152828	Bracket, Right Ribbon Spool
152834	Spring, Detent Lever Torsion

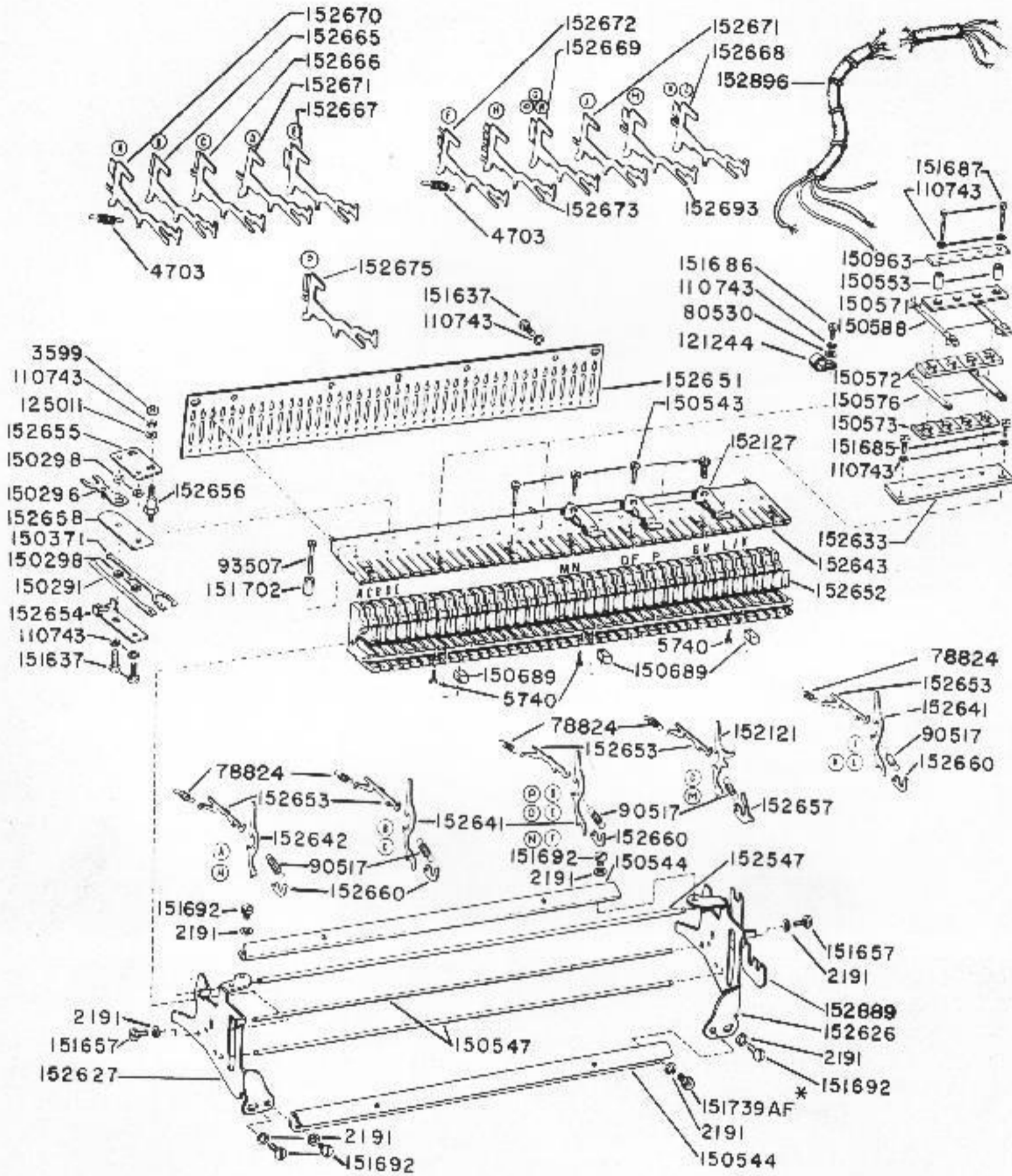


SEE CHART ON PAGE 101 FOR DIFFERENT FUNCTION BAR ARRANGEMENTS.

FIGURE 25, TYPING UNIT, FUNCTION BOX MECHANISM (ARRANGEMENTS AC, AD, AE)

NUMERICAL INDEX - FIGURE 25

Part Number	Description		
2191	Washer, Lock	152667	Bar, Function (CR)
3599	Nut (4-40)	152668	Bar, Function (LF)
4703	Spring, Function Bar	152669	Bar, Function (BL)
5740	Screw (2-56 x 1/4)	152670	Bar, Function (SP)
78824	Spring, Function Pawl	152671	Bar, Function (CR LF)
80530	Washer, Flat	152672	Bar, Function (UC S)
90517	Spring, Function Lever	152675	Bar, Function (LC BL)
93507	Screw, Disabling (4-40 x 3/4)	152694	Bar, Function (UC J)
110743	Washer, Lock	152889	Plate, Retainer
121243	Clamp, Cable		
125011	Washer, Flat		
150291	Slide, Figures Function		
150296	Fork, Letters-Figures Code Bar		
150298	Bushing		
150371	Slide, Letters Function		
150543	Screw (3-48 x 9/32)		
150544	Handle, Function Box		
150547	Shaft		
150553	Bushing, Bakelite		
150571	Plate, Spacing		
150572	Separator, Contact		
150573	Separator, Contact		
150576	Contact, Lower Electrical		
150588	Contact, Upper Electrical		
150689	Block, Guide		
150963	Plate, Retaining		
150971	Cable, Contact Assembly		
151637	Screw (4-40 x 1/4)		
151657	Screw (6-40 x 1/4)		
151685	Screw (4-40 x 5/16)		
151686	Screw (4-40 x 3/8)		
151687	Screw (4-40 x 7/16)		
151692	Screw (6-40 x 3/16)		
151702	Nut, Lock (4-40)		
151739AC	Screw, Identification (6-40)		
151739AD	Screw, Identification (6-40)		
151739AE	Screw, Identification (6-40)		
152547	Shaft		
152626	Bracket, Left Mounting		
152627	Bracket, Right Mounting		
152633	Plate, Mounting		
152641	Lever, Function		
152642	Lever, Function		
152643	Guide, Function Lever		
152651	Plate, Spring Guide		
152652	Bar, Guide		
152653	Pawl, Function		
152654	Plate, Guide		
152655	Plate, Shift Mechanism Adjusting		
152656	Stud, Shift Mechanism Mounting		
152657	Latch, Blank Function Lever		
152658	Plate		
152659	Lever, Blank Function		
152660	Plate, Spring		
152665	Bar, Function (LTR)		
152666	Bar, Function (FIG)		



* SEE CHART ON PAGE 101 FOR DIFFERENT FUNCTION BAR ARRANGEMENTS.

FIGURE 26, TYPING UNIT, FUNCTION BOX MECHANISM (ARRANGEMENT AF)

NUMERICAL INDEX - FIGURE 26

Part Number	Description		
2191	Washer, Lock	152668	Bar, Function (LF)
3599	Nut (4-40)	152669	Bar, Function (BL)
4703	Spring, Function Bar	152670	Bar, Function (SP)
5740	Screw (2-56 x 1/4)	152671	Bar, Function (CR LF)
78824	Spring, Function Pawl	152672	Bar, Function (UC S)
80530	Washer, Flat	152673	Bar, Function (UC H)
90517	Spring, Function Lever	152675	Bar, Function (LC BL)
93507	Screw, Disabling (4-40 x 3/4)	152693	Bar, Function (UC BL)
110743	Washer, Lock	152889	Plate, Retainer
121244	Clamp, Cable	152896	Cable, Contact Assembly
125011	Washer, Flat		
150291	Slide, Figures Function		
150296	Fork, Letters-Figures Code Bar		
150298	Bushing		
150371	Slide, Letters Function		
150543	Screw (3-48 x 9/32)		
150544	Handle, Function Box		
150547	Shaft		
150553	Bushing, Bakelite		
150571	Plate, Spacing		
150572	Separator, Contact		
150573	Separator, Contact		
150576	Contact, Lower Electrical		
150598	Contact, Upper Electrical		
150689	Block, Guide		
150963	Plate		
151637	Screw (4-40 x 1/4)		
151657	Screw (6-40 x 1/4)		
151685	Screw (4-40 x 5/16)		
151686	Screw (4-40 x 3/8)		
151687	Screw (4-40 x 7/16)		
151692	Screw (6-40 x 3/16)		
151702	Nut, Lock (4-40)		
151739AF	Screw, Identification (6-40)		
152121	Lever, Function		
152127	Clip, Function Box		
152547	Shaft		
152626	Bracket, Left Mounting		
152627	Bracket, Right Mounting		
152633	Plate, Mounting		
152641	Lever, Function		
152642	Lever, Function		
152643	Guide, Function Lever		
152651	Plate, Spring Guide		
152652	Bar, Guide		
152653	Pawl, Function		
152654	Plate, Guide		
152655	Plate, Shift Mechanism Adjusting		
152656	Stud, Shift Mechanism Mounting		
152657	Latch Function Lever		
152658	Plate		
152660	Plate Spring		
152665	Bar, Function (LTR)		
152666	Bar, Function (FIG)		
152667	Bar, Function (CR)		

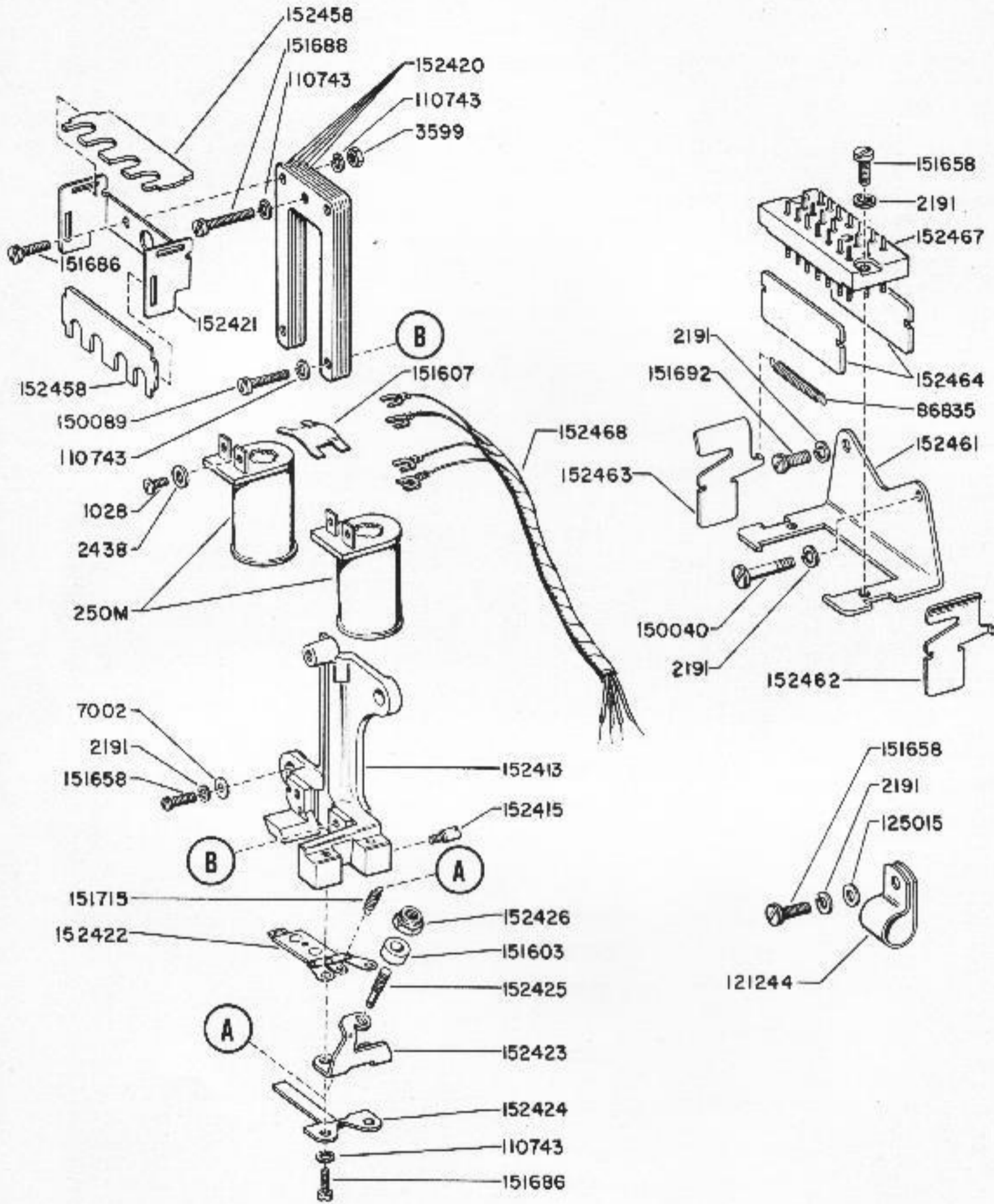


FIGURE 27. TYPING UNIT, SELECTOR MAGNET MECHANISM

NUMERICAL INDEX - FIGURE 27

Part Number	Description
250M	Coil, Selector Magnet
1028	Screw, (4-40 x 7/32)
2191	Washer, Lock
2438	Washer, Flat
3599	Nut (4-40)
7002	Washer, Flat
86835	Spring, Connector Latch
110743	Washer, Lock
121244	Clamp, Selector Magnet Cable
125015	Washer, Flat
150040	Screw (6-40 x 5/8)
150089	Screw (4-40 x 1/2)
151602	Collar, Spacing
151607	Retainer, Spring
151658	Screw (6-40 x 5/16)
151686	Screw (4-40 x 3/8)
151688	Screw (4-40 x 5/8)
151692	Screw (6-40 x 3/16)
151715	Spring, Armature
152413	Bracket, Magnet
152415	Stud
152420	Lamination
152421	Bracket, Shield
152422	Armature
152423	Bracket
152424	Plate, Stop
152425	Post, Armature Spring
152426	Nut, Adjusting (6-40)
152458	Shield, Terminal
152461	Bracket, Connector Mounting
152462	Latch, Right
152463	Latch, Left
152464	Insulator, Connector
152467	Connector, Printer
152468	Cable, Selector Magnet

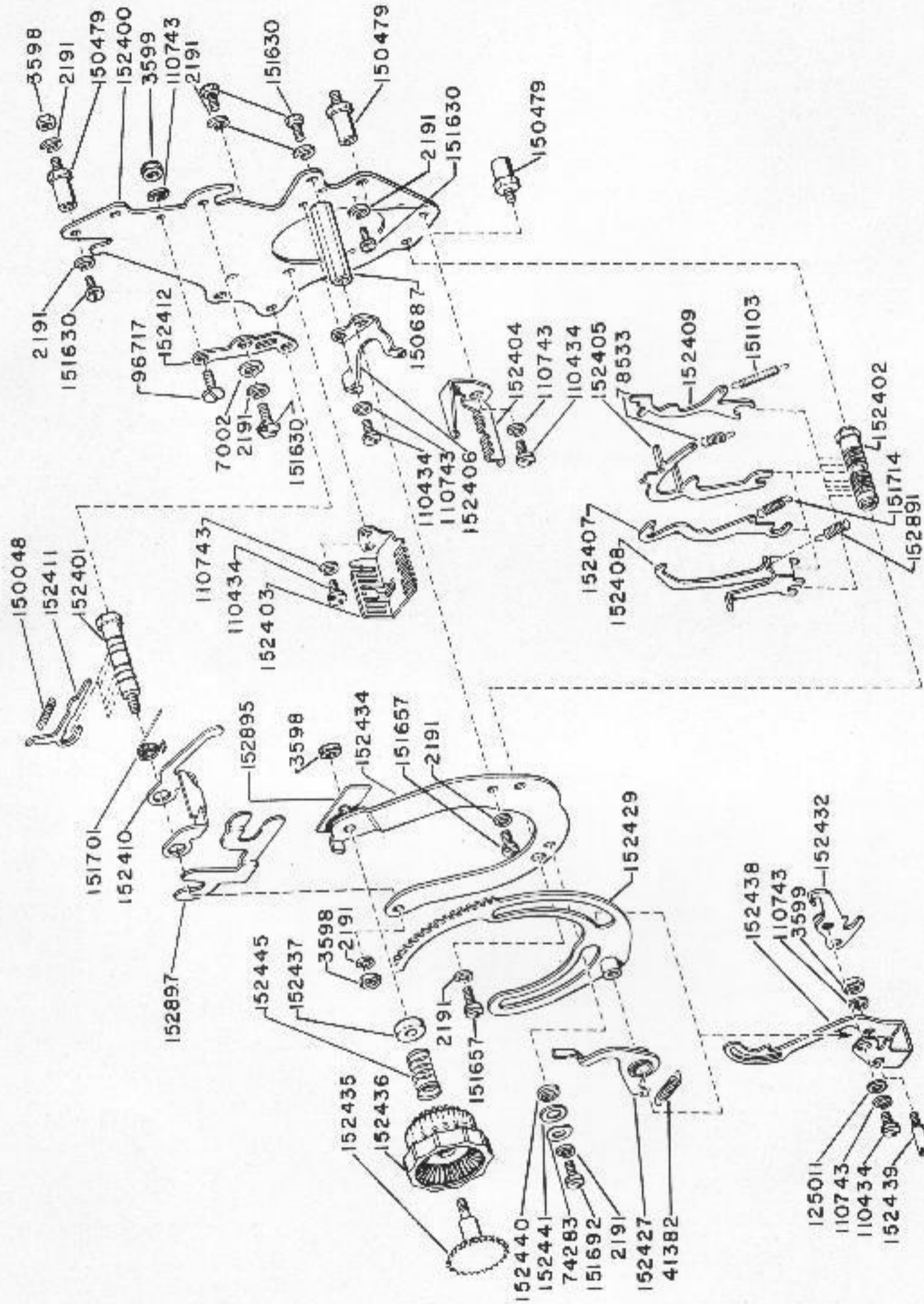


FIGURE 2B. TYPING UNIT, SELECTOR MECHANISM

NUMERICAL INDEX - FIGURE 28

Part Number	Description
2191	Washer, Lock
3598	Nut (6-40)
3599	Nut (4-40)
7002	Washer, Flat
41382	Spring, Latch Lever
74283	Washer, Spring
78533	Spring, Marking Lock Lever
95717	Screw, Shoulder (4-40)
110434	Screw (4-40 x 1/4)
110743	Washer, Lock
125011	Washer, Flat
150048	Spring, Push Lever
150479	Stud, Mounting
150687	Post, Mounting
151103	Spring, Selector Lever
151630	Screw (6-40 x 1/4)
151657	Screw (6-40 x 1/4)
151692	Screw (6-40 x 3/16)
151701	Spring, Reset Bail Torsion
151714	Spring, Spacing Lock Lever
152400	Plate, Selector Mounting
152401	Guide, Push Lever
152402	Guide, Lever
152403	Bracket, Push Lever Guide
152404	Bracket, Transfer Lever Spring Anchor
152405	Lever, Marking Lock
152406	Bracket, Marking Lock Lever Guide
152407	Lever, Spacing Lock
152408	Lever, Start
152409	Lever, Selector
152410	Bail, Reset
152411	Lever, Push
152412	Link, Adjusting
152427	Lever, Latch
152429	Rack, Sector
152432	Arm, Clutch Stop
152434	Plate, Range Finder
152435	Stud, Range Scale
152436	Knob, Range Scale
152437	Spacer
152438	Bail, Stop Arm
152439	Shaft
152440	Bushing, Sector
152441	Washer, Flat
152445	Spring, Range Scale Knob
152891	Spring, Start Lever
152895	Guard, Insulator
152897	Guide, Bail Lever

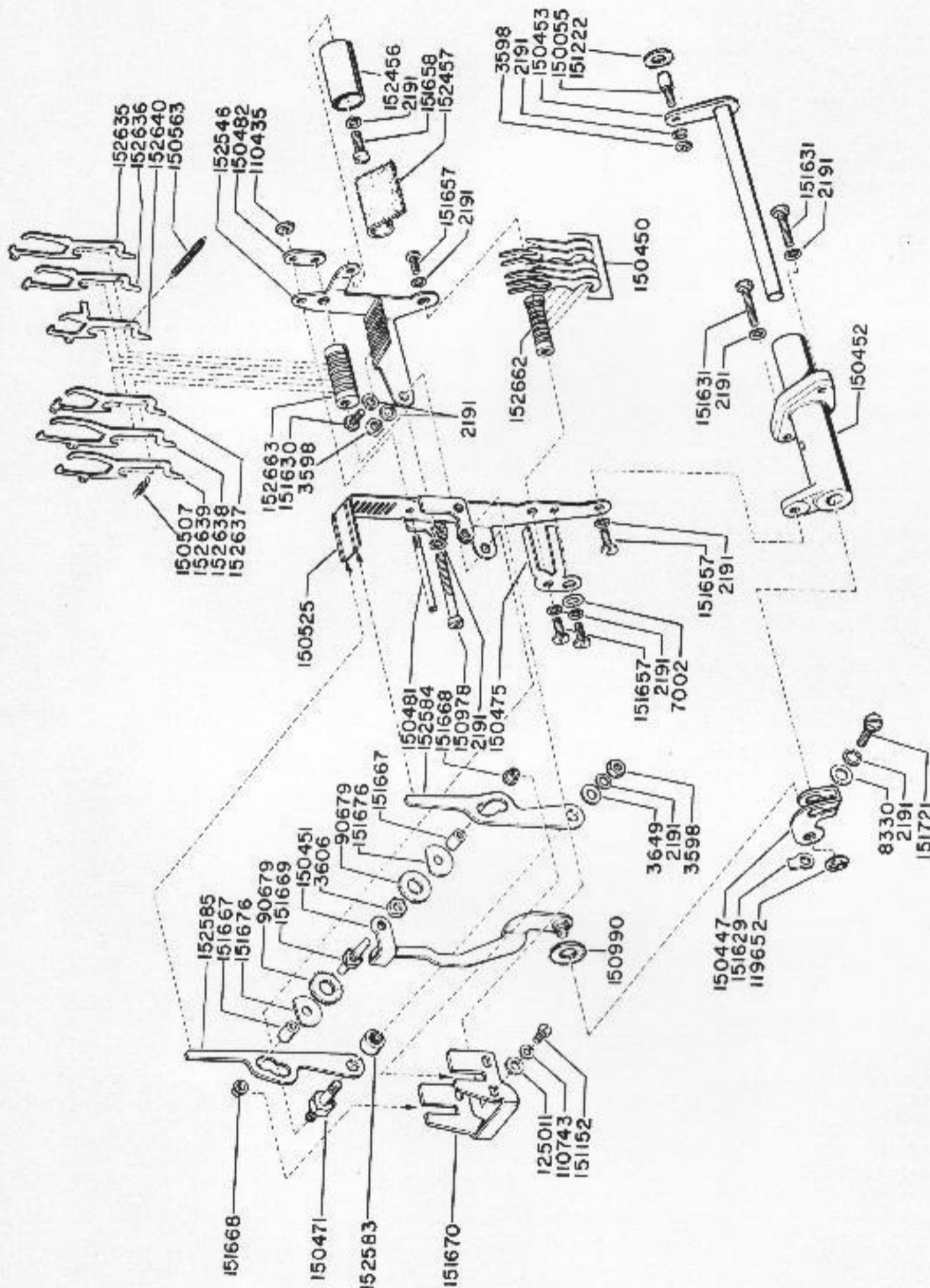


FIGURE 29. TYPING UNIT, CODE BAR POSITIONING MECHANISM

NUMERICAL INDEX - FIGURE 29

Part Number	Description
2191	Washer, Lock
3598	Nut (6-40)
3606	Nut (6-40)
3649	Washer, Flat
7002	Washer, Flat
8330	Washer, Flat
90679	Washer, Felt
110435	Nut (4-40)
110743	Washer, Lock
119652	Ring, Retaining
125011	Washer, Flat
150055	Stud
150447	Arm, Shift Lever Drive
150450	Arm, Intermediate
150451	Link, Shift Lever
150452	Bearing, Drive Shaft
150453	Shaft, Shift Lever Drive
150471	Stud, Shift Lever Mounting
150475	Bracket, Backstop
150481	Shaft, Transfer Lever Retaining
150482	Plate
150507	Spring, Transfer Lever
150525	Bracket, Shift Lever Guide
150563	Spring, Common Transfer lever
150978	Screw, Bearing Clamp (6-40)
150990	Washer, Felt
151152	Screw (4-40 x 3/16)
151222	Washer, Felt
151629	Nut (6-40)
151630	Screw (6-40 x 1/4)
151631	Screw (6-40 x 5/16)
151657	Screw (6-40 x 1/4)
151658	Screw (6-40 x 5/16)
151667	Roller, Shift Lever
151668	Roller, Shift Lever Link
151669	Stud
151670	Bracket, Shift Lever Link Guide
151676	Shim
151721	Screw (6-40 x 3/4)
152456	Holder, Wick
152457	Wick, Felt
152546	Bracket, Intermediate Arm Guide
152583	Bearing, Sleeve
152584	Lever, Shift
152585	Lever, Shift
152635	Lever, Transfer (1)
152636	Lever, Transfer (2)
152637	Lever, Transfer (3)
152638	Lever, Transfer (4)
152639	Lever, Transfer (5)
152640	Lever, Transfer (C)
152662	Shaft, Intermediate Arm Guide
152663	Guide, Transfer Lever

NUMERICAL INDEX - FIGURE 30

Part Number	Description
2191	Washer, Lock
3598	Nut (6-40)
3599	Nut (4-40)
7002	Washer, Flat
33828	Spring, Pulley Bail
75226	Wick, Felt
86079	Washer, Felt
86835	Spring, Lock Lever
93356	Washer, Felt
10502E	Wick, Felt
108199	Wick, Felt
109757	Washer, Felt
110743	Washer, Lock
119648	Ring, Retaining
119651	Ring, Retaining
119652	Ring, Retaining
119653	Ring, Retaining
150175	Stud, Pulley Bail Pivot
150208	Bail, Left Breaker Slide
150215	Block, Lock Lever Guide
150218	Bushing
150232	Retainer, Felt
150245	Bracket, Main Bail Drive
150247	Link, Drive
150263	Bail, Main
150558	Spring, Left Breaker Slide Torsion
150559	Spring, Right Breaker Slide Torsion
150598	Track, Printing
150740	Plate, Retaining
150748	Stud, Drive Link Pivot
150752	Stud
150753	Roller
150754	Roller, Lock Lever
150755	Stud, Lock Lever Roller
150757	Arm, Locking
150758	Pulley, Draw Wire Rope Tensioning
150776	Lever, Horizontal Positioning Lock
150777	Bail, Right Breaker Slide
150923	Washer, Felt
151625	Strip, Connecting
151657	Screw (6-40 x 1/4)
151658	Screw (6-40 x 5/16)
151700	Screw, Pulley Mounting (6-40)
152536	Bail, Pulley
152569	Linkage, Left Shift Slide Drive
152570	Linkage, Right Shift Slide Drive
152598	Stud, Left Bearing
152599	Stud, Right Bearing
152724	Spring, Shift Slide Drive Linkage

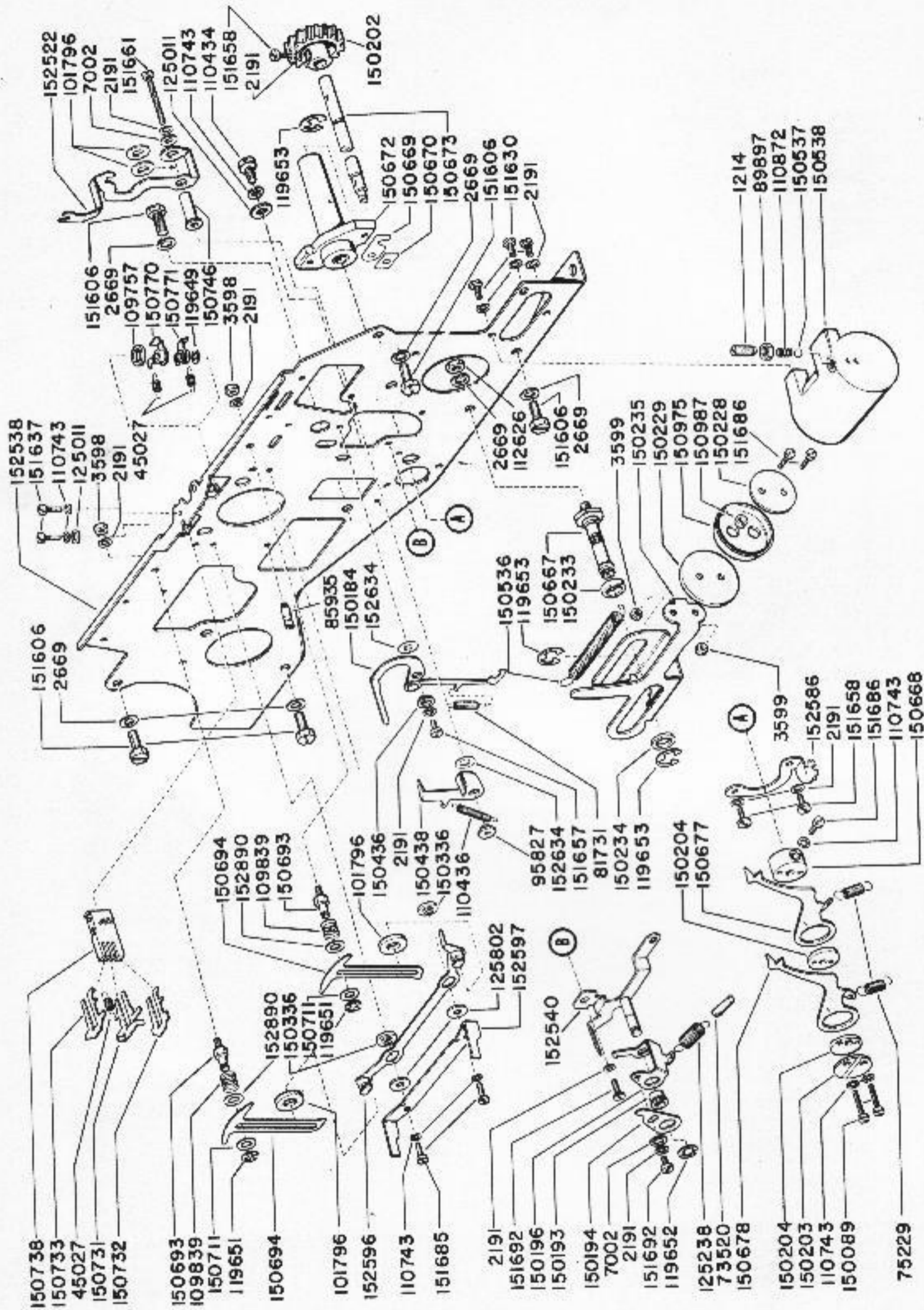
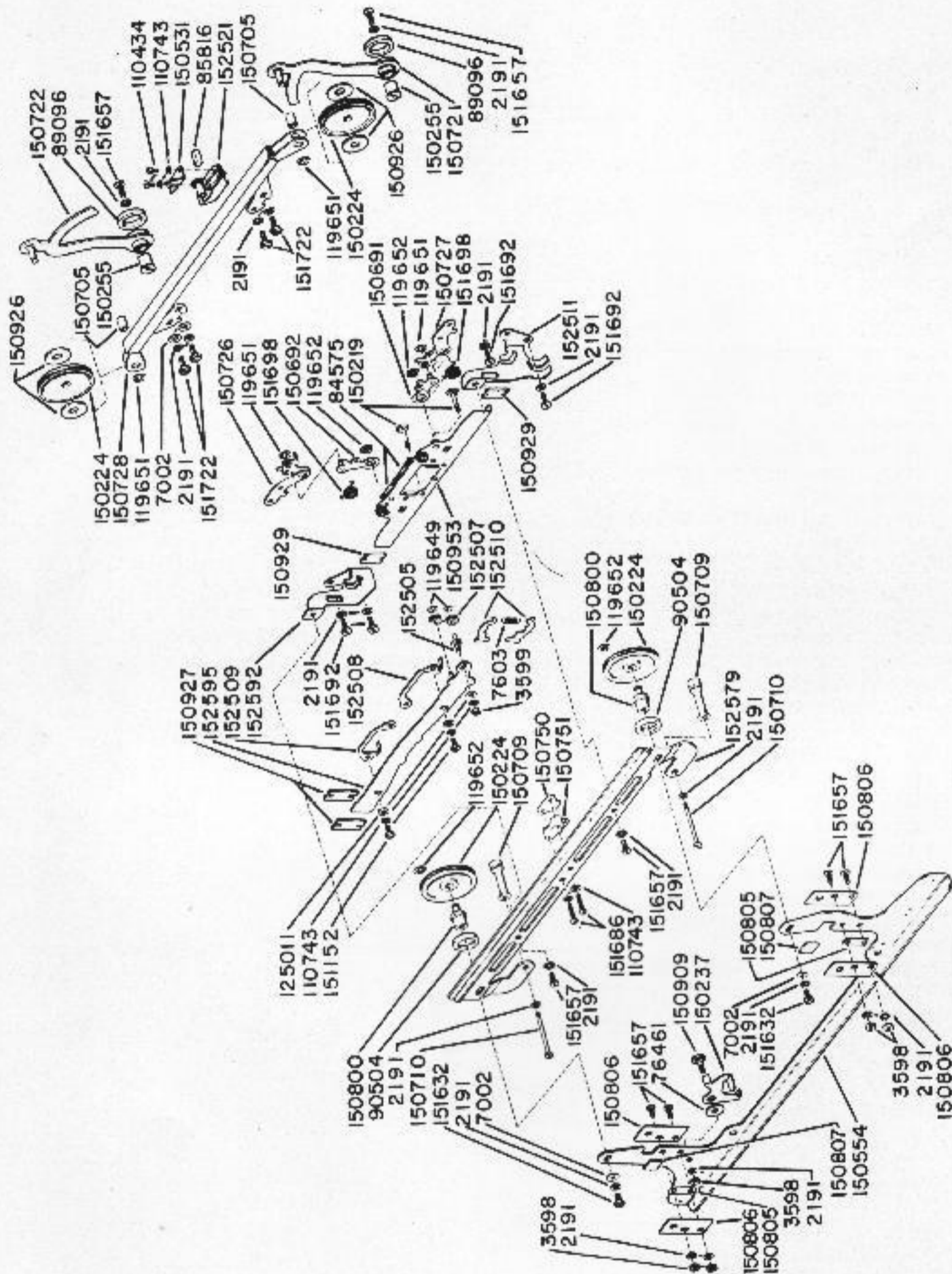


FIGURE 31. TYPING UNIT, FRONT PLATE MECHANISM

NUMERICAL INDEX - FIGURE 31

Part Number	Description	Part Number	Description
1214	Screw, Set (10-32)	150693	Stud, Breaker Slide
2191	Washer, Lock	150694	Slide, Shift Link Breaker
2669	Washer, Lock	150711	Washer, Flat
3598	Nut (6-40)	150731	Slide, Common Horizontal Motion Stop
3599	Nut (4-40)	150732	Slide, Lower Horizontal Motion Stop
7002	Washer, Flat	150733	Slide, Upper Horizontal Motion Stop
45027	Spring, Horizontal Stop Slide	150738	Guide, Horizontal Motion Stop Slide
73520	Wick, Felt	150746	Bushing, Shift Lever
75229	Spring, Spacing Feed Pawl	150770	Crank, Upper Code Bar Bell
81731	Spring, Feel Pawl Release Link	150771	Crank, Lower Code Bar Bell
85935	Post, Spring	150975	Cup, Dashpot Valve
89897	Nut (10-32)	150987	Collar, Dashpot Valve Cup
95827	Bushing, Carriage Return Bell Crank	151606	Screw (10-32 x 1/4)
101796	Washer, Felt	151630	Screw (6-40 x 1/4)
109757	Washer, Felt	151637	Screw (4-40 x 1/4)
109839	Spring, Breaker Slide Torsion	151657	Screw (6-40 x 1/4)
110434	Screw (4-40 x 1/4)	151658	Screw (6-40 x 5/16)
110436	Spring, Carriage Return Bell Crank	151661	Screw (6-40 x 1)
110743	Washer, Lock	151685	Screw (4-40 x 5/16)
110872	Spring, Dashpot Ball Valve Torsion	151686	Screw (4-40 x 3/8)
112626	Nut (10-32)	151692	Screw (6-40 x 3/16)
119649	Ring, Retaining	152522	Lever, Reversing Slide Shift
119651	Ring, Retaining	152538	Plate, Front
119652	Ring, Retaining	152540	Bracket, Latch Bail
119653	Ring, Retaining	152586	Bracket, Spacing Feed Pawl Spring
125011	Washer, Flat	152596	Slide, Letters-Figures Shift
125238	Spring, Carriage Return Latch Bail	152597	Bail, Stop
125802	Washer, Flat	152634	Washer, Flat
150089	Screw (4-40 x 1/2)	152890	Washer, Flat
150184	Link, Feed Pawl Release		
150193	Hub, Latch Bail		
150194	Plate, Latch Bail		
150196	Bail, Carriage Return Latch		
150202	Gear, Spacing Shaft		
150203	Washer, Retaining		
150204	Cam, Spacing Eccentric		
150228	Retainer, Dashpot Piston and Cup		
150229	Piston, Dashpot		
150233	Roller, Slide Transfer Rear		
150234	Roller, Slide Transfer Front		
150235	Slide, Transfer		
150336	Bushing, Shift Slide		
150436	Bushing, Release Link		
150438	Crank, Automatic Carriage Return Bell		
150536	Spring, Transfer Slide		
150537	Ball, Dashpot Valve Bearing		
150538	Cylinder, Dashpot		
150667	Stud, Transfer Slide		
150668	Collar, Spacing		
150669	Shim, Spacing Gear Clearance		
150670	Shim, Spacing Gear Clearance		
150672	Bearing, Spacing Shaft		
150673	Shaft, Spacing		
150677	Pawl, Rear Spacing Feed		
150678	Pawl, Front Spacing Feed		



NUMERICAL INDEX - FIGURE 32

Part Number	Description		
2191	Washer, Lock	152511	Guide, Right Shift Slide
3598	Nut (6-40)	152521	Slide, Oscillating Rail
3599	Nut (4-40)	152579	Track, Printing Carriage
7002	Washer, Flat	152592	Guide, Left Shift Slide
7603	Spring, Reversing Slide Detent	152595	Slide, Horizontal Motion Reversing
76461	Washer, Flat		
84575	Spring, Decelerating Slide Bell Crank		
85816	Wick, Felt		
89096	Washer, Felt		
90504	Washer, Felt		
110434	Screw (4-40 x 1/4)		
110743	Washer, Lock		
119649	Ring, Retaining		
119651	Ring, Retaining		
119652	Ring, Retaining		
125011	Washer, Flat		
150219	Screw (4-40 x 1/2)		
150224	Pulley, Draw Wire Rope		
150237	Lever, Escapement		
150255	Bushing, Oscillating Guide Arm		
150531	Plate, Clamp		
150554	Plate, Pulley Support		
150691	Link, Shift Slide Right Shift		
150692	Link, Shift Slide Left Shift		
150705	Bushing, Oscillating Rail Pulley		
150709	Spacer, Printing Carriage Track		
150710	Screw (6-40 x 1-1/4)		
150721	Arm, Right Oscillating Rail Guide		
150722	Arm, Left Oscillating Rail Guide		
150726	Link, Oscillating Rail Left Shift		
150727	Link, Oscillating Rail Right Shift		
150728	Rail, Oscillating		
150750	Plate, Lock Lever Retaining		
150751	Block, Lock Lever Guide		
150800	Stud, Pulley Bearing		
150805	Shim, Guide Plate Spacing		
150806	Plate, Printing Track Guide		
150807	Retainer, Felt		
150909	Screw, Shoulder (6-40)		
150926	Washer, Felt		
150927	Retainer, Felt		
150929	Retainer, Felt		
150953	Slide, Oscillating Rail Shift		
151152	Screw (4-40 x 3/16)		
151632	Screw (6-40 x 3/8)		
151657	Screw (6-40 x 1/4)		
151686	Screw (4-40 x 3/8)		
151692	Screw (6-40 x 3/16)		
151698	Spring, Shift Linkage		
151722	Screw (6-40 x 3/16)		
152505	Stud, Reversing Slide Adjusting		
152507	Roller, Detent		
152508	Bracket, Right Reversing Slide		
152509	Bracket, Left Reversing Slide		
152510	Lever, Detent		

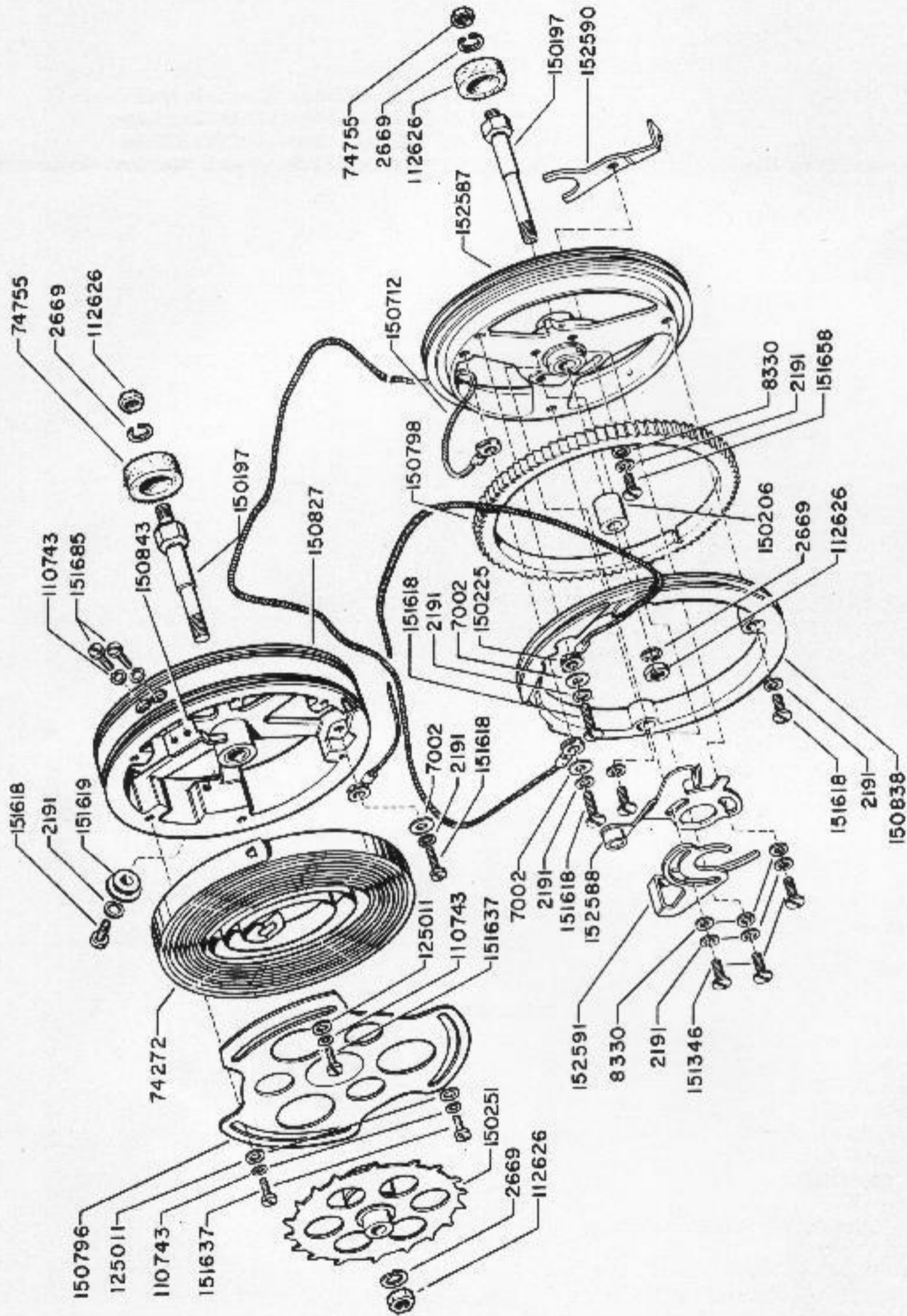


FIGURE 33. TYPING UNIT, SPRING DRUM MECHANISM

NUMERICAL INDEX - FIGURE 33

Part Number	Description
2191	Washer, Lock
2669	Washer, Lock
7002	Washer, Flat
8330	Washer, Flat
74272	Spring, Carriage Return
74755	Washer, Felt
110743	Washer, Lock
112626	Nut (10-32)
125011	Washer, Flat
150197	Stud, Spring and Spacing Drum
150206	Sleeve, Spacing
150225	Rope, Lower Draw Wire
150251	Wheel, Spring Drum Ratchet
150712	Rope, Upper Draw Wire
150796	Disk, Margin Indicator Cam
150798	Wheel, Spacing Drum Ratchet
150827	Drum, Spring
150838	Ring, Ratchet Wheel Retaining
150843	Plate, Spring Hook
151346	Screw (6-40 x 3/8)
151618	Screw (6-40 x 7/16)
151619	Bushing
151637	Screw (4-40 x 1/4)
151658	Screw (6-40 x 5/16)
151685	Screw (4-40 x 5/16)
152587	Drum, Spacing
152588	Arm, Stop
152590	Lever, Spacing Cutout
152591	Arm, Automatic Carriage Return

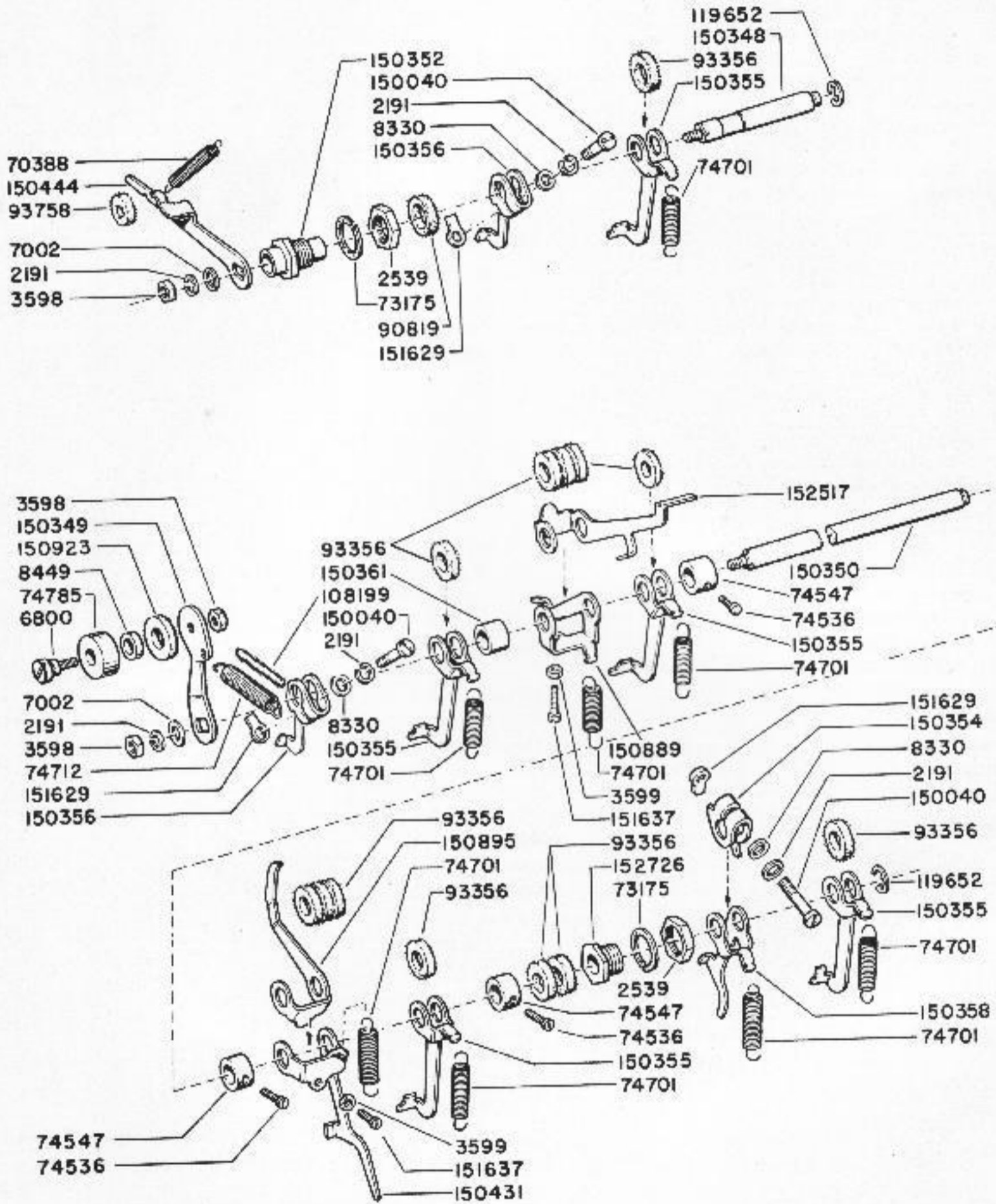


FIGURE 34. TYPING UNIT, TRIP SHAFT MECHANISM

NUMERICAL INDEX - FIGURE 34

Part Number	Description
2191	Washer, Flat
2539	Nut (3/8-32)
3598	Nut (6-40)
3599	Nut (4-40)
6800	Screw, Shoulder (6-40)
7002	Washer, Flat
8330	Washer, Flat
8449	Collar, Spacing
70388	Spring, Trip Shaft Lever
73175	Washer, Lock
74536	Screw (6-40 x 5/32)
74547	Collar, Set
74701	Spring, Trip and Latch Lever
74712	Spring, Code Bar Clutch Cam Follower
74785	Detent, Cam Roller
90819	Washer, Felt
93356	Washer, Felt
93758	Washer, Felt
108199	Wick, Felt
119652	Ring, Retaining
150040	Screw (6-40 x 5/8)
150348	Shaft, Trip
150349	Arm, Cam Follower
150350	Shaft, Trip
150352	Bushing, Trip Shaft
150354	Arm, Clutch Trip
150355	Lever, Latch
150356	Lever, Clutch Trip
150358	Lever, Type Box Clutch Trip
150361	Collar Spacing
150431	Lever, Line Feed Clutch Trip
150444	Lever, Trip Shaft
150889	Lever, Spacing Clutch Trip
150895	Arm, Trip
150923	Washer, Felt
151629	Nut, (6-40)
151637	Screw (4-40 x 1/4)
152517	Arm, Trip Lever
152726	Bushing, Trip Shaft

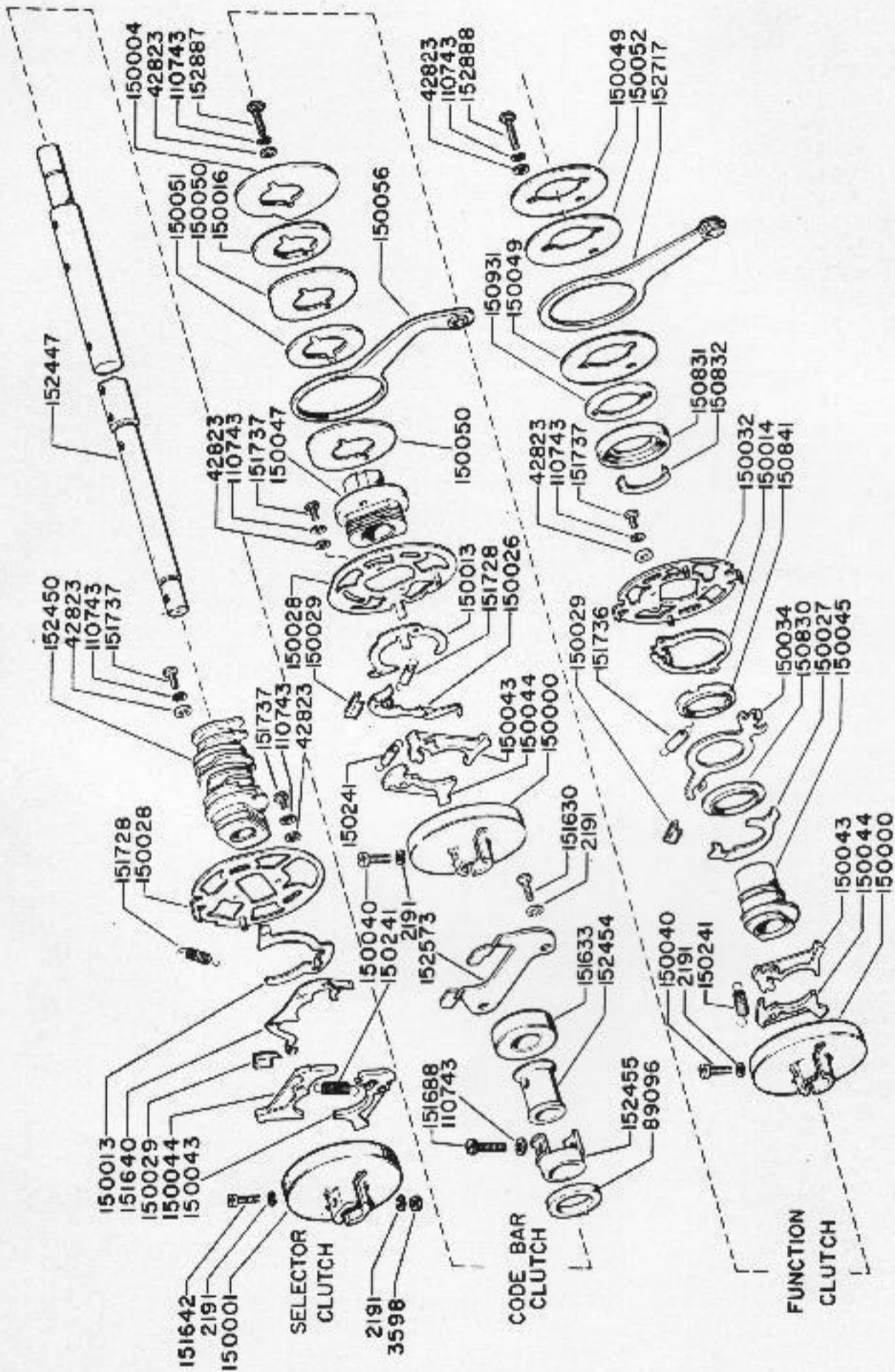


FIGURE 35. TYPING UNIT, MAIN SHAFT MECHANISM

NUMERICAL INDEX - FIGURE 35

Part Number	Description
2191	Washer, Lock
3598	Nut (6-40)
42823	Washer, Flat
89096	Washer, Felt
110743	Washer, Lock
150000	Drum, Clutch
150001	Drum, Clutch
150004	Cam, Code Bar Clutch
150013	Disk, Adjusting
150014	Disk, Adjusting
150016	Washer, Flat
150026	Lever, Clutch Shoe
150027	Lever, Clutch Shoe
150028	Disk, Clutch Cam
150029	Wick, Felt
150032	Disk, Clutch Cam
150034	Disk, Clutch Shoe Lever
150040	Screw (6-40 x 5/8)
150043	Shoe, Secondary Clutch
150044	Shoe, Primary Clutch
150045	Bearing, Clutch Sleeve
150047	Bearing, Clutch Sleeve
150049	Spacer, Clutch
150050	Spacer, Clutch
150051	Cam, Code Bar Clutch Eccentric
150052	Cam, Function Clutch Eccentric
150056	Arm, Code Bar Clutch Follower
150241	Spring, Clutch Shoe
150830	Ring, Spacing
150831	Ring, Retaining
150832	Key, Cam Disk
150841	Bearing
150931	Spacer, Function Clutch
151630	Screw (6-40 x 1/4)
151633	Bearing, Main Shaft Ball
151640	Lever, Clutch Shoe
151642	Screw (6-40 x 3/4)
151688	Screw (4-40 x 5/8)
151728	Spring, Clutch Shoe Lever
151736	Spring, Clutch Shoe Lever Disk
151737	Screw (4-40 x 11/64)
152447	Shaft, Main
152450	Cam, Selector
152454	Collar
152455	Clamp, Collar
152573	Retainer, Bearing
152717	Arm, Function Clutch Follower
152887	Screw (4-40 x 1/2)
152888	Screw (4-40 x 7/16)

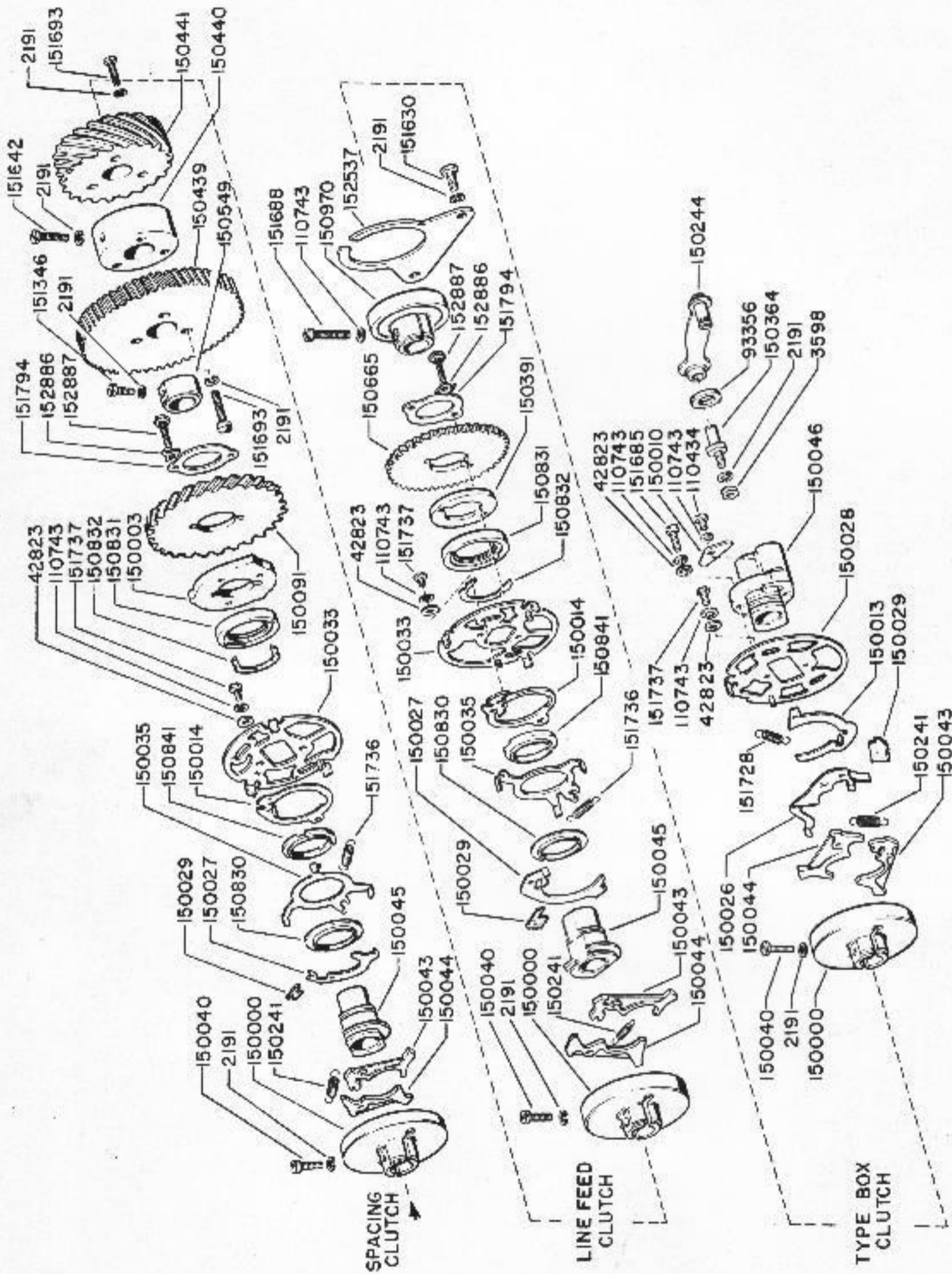


FIGURE 36. TYPING UNIT, MAIN SHAFT MECHANISM

NUMERICAL INDEX - FIGURE 36

Part Number	Description
2191	Washer, Lock
3598	Nut (6-40)
42823	Washer, Flat
93356	Washer, Felt
110434	Screw (4-40 x 1/4)
110743	Washer, Lock
150000	Drum, Clutch
150003	Cam, Spacing Clutch Restoring
150010	Plate, Retainer
150013	Disk, Adjusting
150014	Disk, Adjusting
150026	Lever, Clutch Shoe
150027	Lever, Clutch Shoe
150028	Disk, Clutch Cam
150029	Wick, Felt
150033	Disk, Clutch Cam
150035	Disk, Clutch Shoe Lever
150040	Screw (6-40 x 5/8)
150043	Shoe, Secondary Clutch
150044	Shoe, Primary Clutch
150045	Bearing, Clutch Sleeve
150046	Bearing, Clutch Sleeve
150091	Gear, Spacing Shaft Helical Driving
150241	Spring, Clutch Shoe
150244	Link, Rocker Shaft Drive
150364	Stud, Eccentric
150391	Spacer, Line Feed Clutch Gear
150439	Gear, Main Shaft Helical Driving
150440	Hub, Gear
150441	Gear, Keyboard Helical Driving
150549	Collar, Spacing Shaft Gear
150655	Gear, Line Feed Clutch Spur
150830	Ring, Spacing
150891	Ring, Retaining
150832	Key, Cam Disk
150841	Bearing
150970	Bearing, Main Shaft Ball
151346	Screw (6-40 x 3/8)
151630	Screw (6-40 x 1/4)
151642	Screw (6-40 x 3/4)
151685	Screw (4-40 x 5/16)
151688	Screw (4-40 x 5/8)
151693	Screw (6-40 x 9/16)
151728	Spring, Clutch Shoe Lever
151736	Spring, Clutch Shoe Lever Disk
151737	Screw (4-40 x 11/64)
151794	Washer, Special
152537	Clamp, Ball Bearing
152886	Plate, Screw Lock
152887	Screw (4-40 x 1/2)

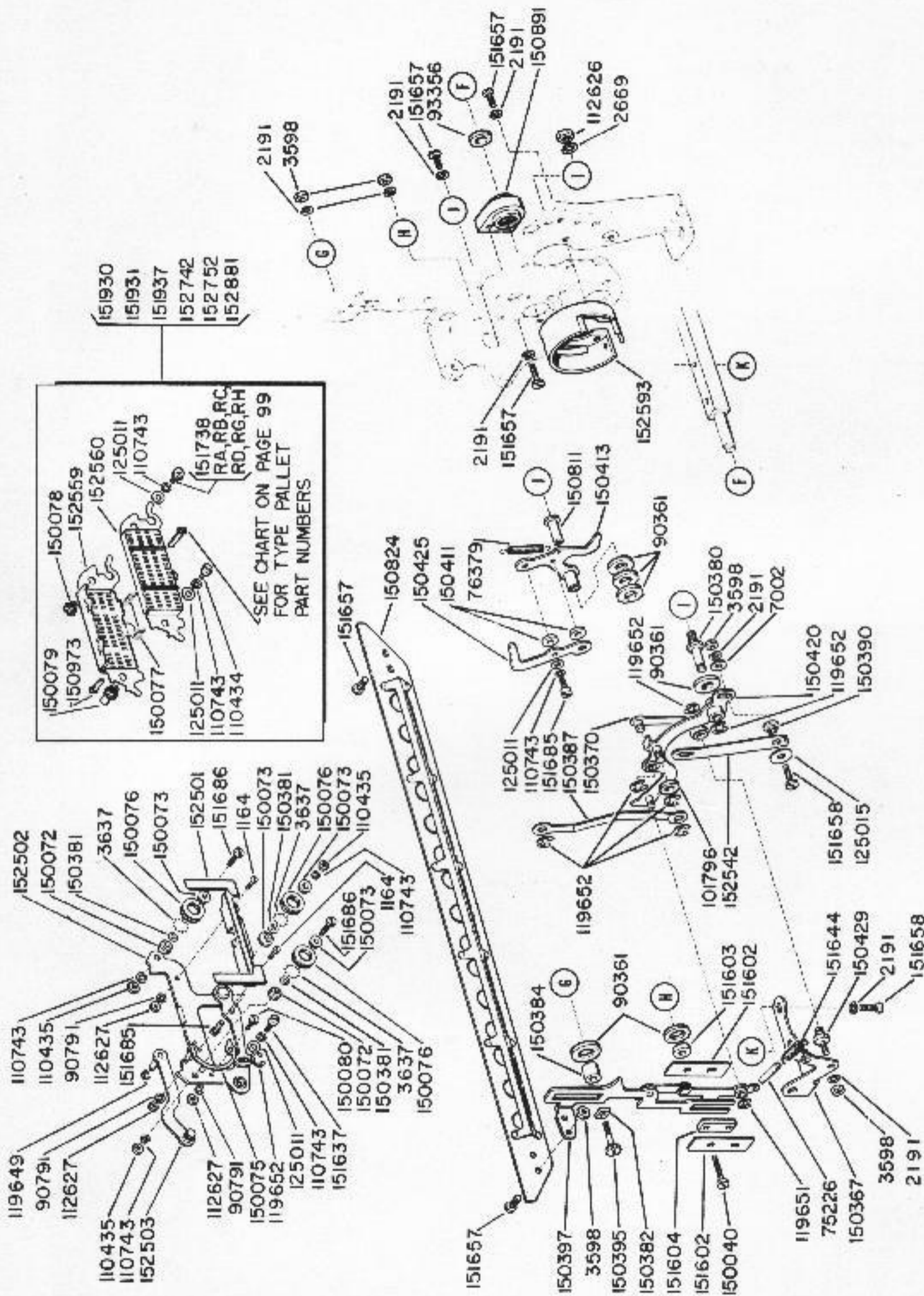


FIGURE 37. TYPING UNIT, RIGHT SIDE LINKAGE AND TYPE BOX MECHANISM

NUMERICAL INDEX - FIGURE 37

Part Number	Description		
1164	Screw (2-56 x 3/16)	150429	Stud, Eccentric
2191	Washer, Flat	150811	Stud, Follower Arm
2669	Washer, Lock	150824	Track, Carriage
3598	Nut (6-40)	150891	Block, Ball Bearing
3637	Ball, Bearing	150973	Pallet, Dummy
7002	Washer, Flat	151602	Plate, Retaining
75226	Wick, Felt	151603	Collar, Spacing
76379	Spring, Lock Lever	151604	Block, Guide
90361	Washer, Felt	151637	Screw (4-40 x 1/4)
90791	Washer, Lock	151644	Spring, Vertical Positioning Lever
93356	Washer, Felt	151657	Screw (6-40 x 1/4)
101796	Washer, Felt	151658	Screw (6-40 x 5/16)
110434	Screw (4-40 x 1/4)	151685	Screw (4-40 x 5/16)
110435	Nut (4-40)	151686	Screw (4-40 x 3/8)
110743	Washer, Lock	151738AA	Screw, Identification (6-40)
112626	Nut (10-32)	151738AC	Screw, Identification (6-40)
112627	Nut (2-56)	151738AD	Screw, Identification (6-40)
119649	Ring, Retaining	151738AG	Screw, Identification (6-40)
119651	Ring, Retaining	151738AH	Screw, Identification (6-40)
119652	Ring, Retaining	151930	Box Assembly, Type
125011	Washer, Flat	151931	Box Assembly, Type
125015	Washer, Flat	151937	Box Assembly, Type
150040	Screw (6-40 x 5/8)		
150072	Race, Inner	151941	Type Pallets
150073	Race, Inner	151953	
150075	Latch, Type Box		
150076	Roller	152501	Guide, Ribbon
150077	Spring, Pallet Compression	152502	Plate, Type Box Carriage
150078	Nut, Shoulder (4-40)	152503	Link, Type Box Carriage
150079	Stud, Type Box	152542	Arm, Right Stripper Blade
150080	Screw, Shoulder (2-56)	152559	Plate, Type Box Front
		152560	Plate, Type Box Rear
150100	Type Pallets	152593	Housing, Bearing
150139			152742
		152752	Box Assembly, Type
150141	Type Pallets		
150157			
150159	Pallet, Type		
150367	Bracket, Rocker Shaft Right		
150370	Link, Right Main Side Lever Drive		
150380	Stud, Main Side Lever		
150381	Shim		
150382	Block, Guide		
150384	Spacer, Vertical Positioning Lever		
150387	Link, Right Ribbon Drive		
150390	Bushing, Stripper Blade Arm		
150395	Screw, Shoulder (6-40)		
150397	Levers, Right Vertical Positioning		
150411	Washer, Flat		
150413	Arm, Right Main Side Lever Follower		
150420	Lever, Right Main Side		
150425	Lever, Vertical Positioning Lock		

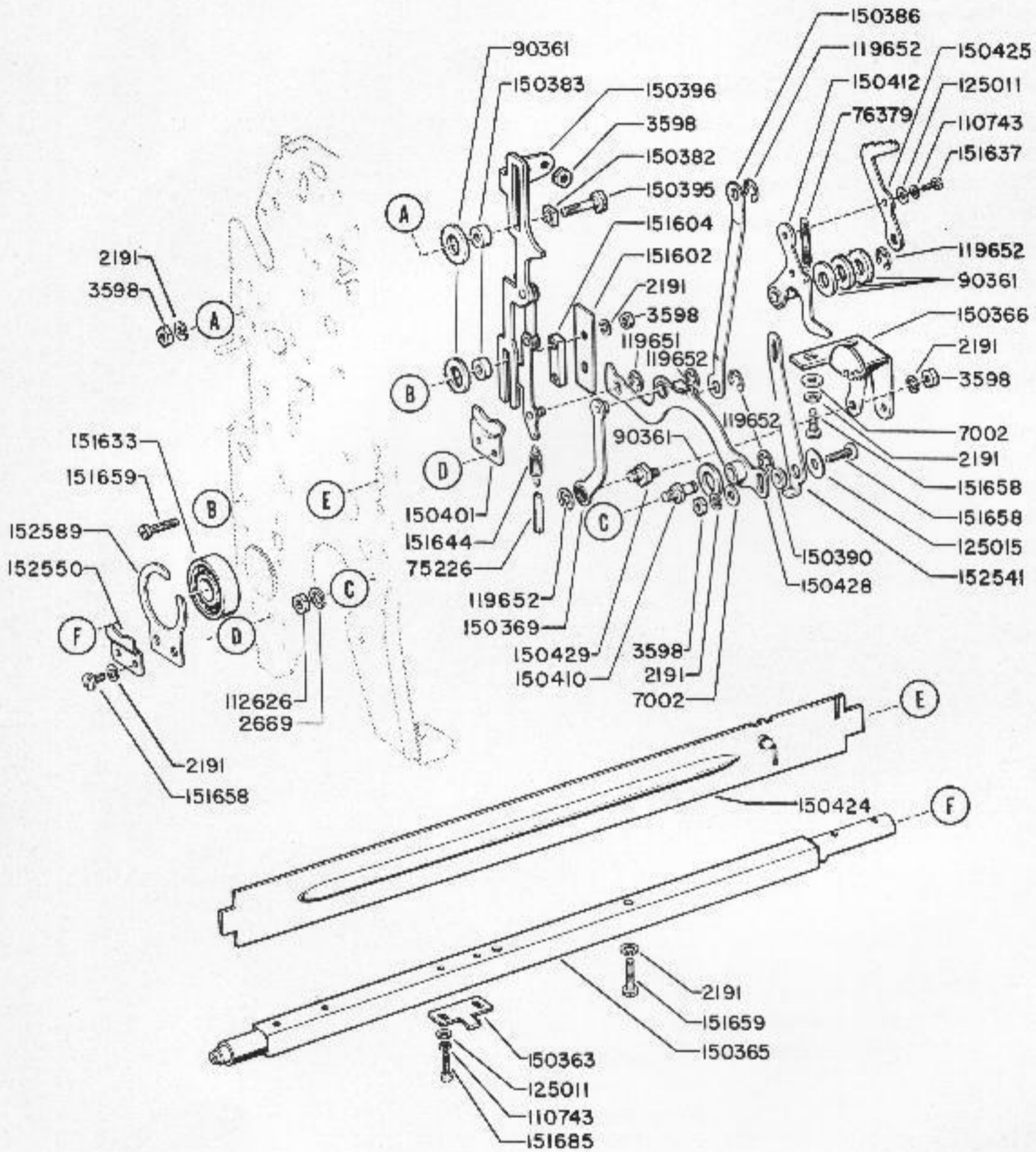


FIGURE 38. TYPING UNIT, LEFT SIDE LINKAGE AND STRIPPER BLADE MECHANISM

NUMERICAL INDEX - FIGURE 38

Part Number	Description
2191	Washer, Lock
2669	Washer, Lock
3598	Nut (6-40)
7002	Washer, Flat
75226	Wick, Felt
76379	Spring, Lock Lever
90361	Washer, Felt
110743	Washer, Lock
112626	Nut (10-32)
119651	Ring, Retaining
119652	Ring, Retaining
125011	Washer, Flat
125015	Washer, Flat
150363	Plate, Cam
150365	Shaft, Rocker
150366	Bracket, Rocker Shaft Left
150369	Link, Left Main Side Lever Drive
150382	Block, Guide
150383	Spacer, Vertical Positioning Lever
150386	Link, Left Ribbon Drive
150390	Bushing, Stripper Blade Arm
150395	Screw, Shoulder (6-40)
150396	Lever, Left Vertical Positioning
150401	Clamp, Ball Bearing
150410	Stud, Main Side Lever
150412	Arm, Left Main Side Follower
150424	Blade, Stripper
150425	Lever, Vertical Positioning Lock
150428	Lever, Left Main Side
150429	Stud, Eccentric
151602	Plate, Retaining
151604	Block, Guide
151633	Bearing, Rocker Shaft Ball
151637	Screw (4-40 x 1/4)
151644	Spring, Vertical Positioning Lever
151658	Screw (6-40 x 5/16)
151659	Screw (6-40 x 1/2)
151685	Screw (4-40 x 5/16)
152541	Arm, Left Stripper Blade
152550	Clamp, Bearing
152589	Clamp, Bearing

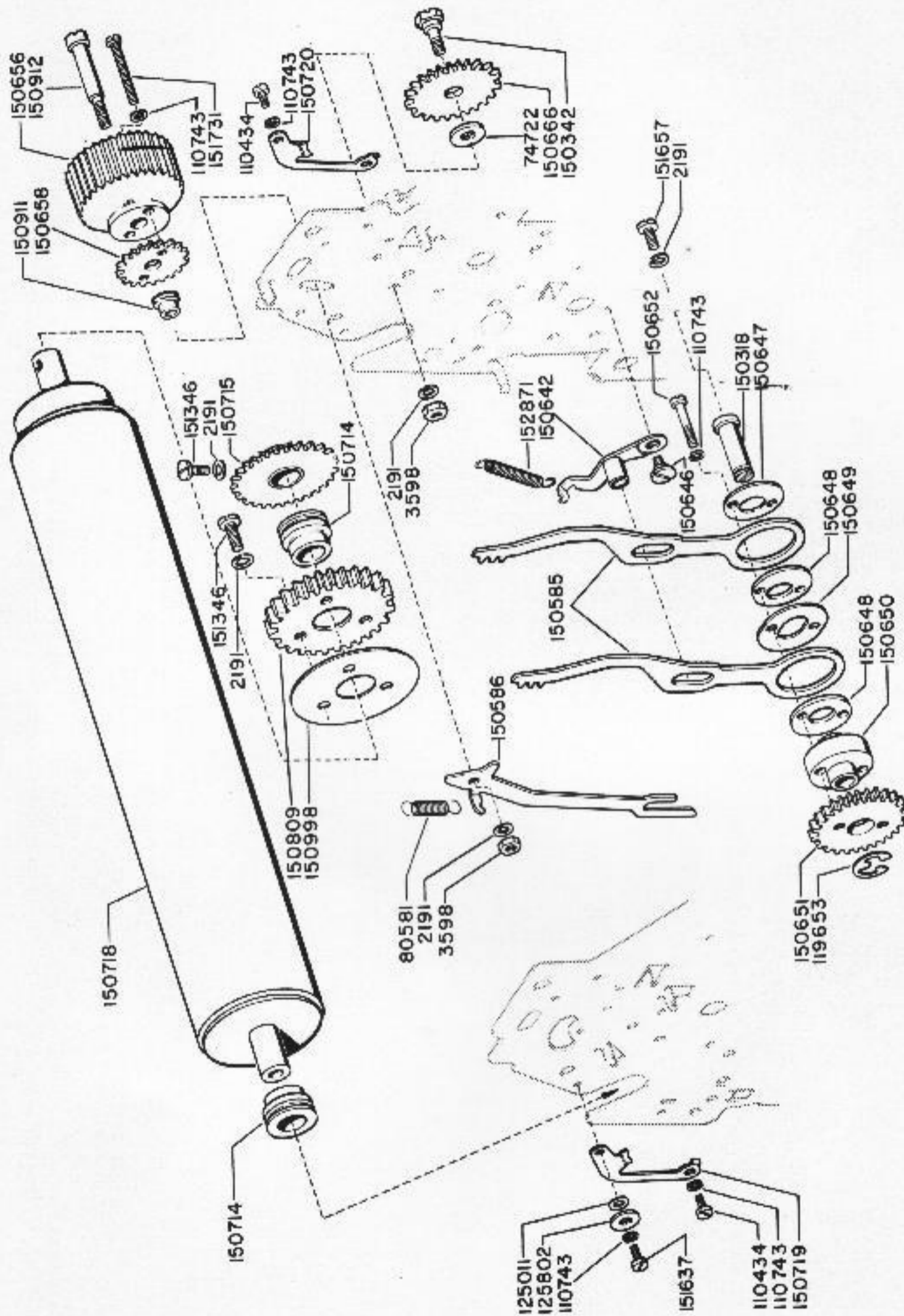


FIGURE 39. TYPING UNIT, LINE FEED AND PLATEN MECHANISM

NUMERICAL INDEX - FIGURE 39

Part Number	Description
2191	Washer, Lock
3598	Nut (6-40)
74722	Washer, Flat
80581	Spring, Line Feed Bar Release Lever
110434	Screw (4-40 x 1/4)
110743	Washer, Lock
119653	Ring, Retaining
125011	Washer, Flat
125802	Washer, Flat
150318	Post, Bearing
150342	Screw, Shoulder (6-40)
150585	Bar, Line Feed
150586	Lever, Line Feed Bar Release
150642	Crank, Line Feed Bar Bell
150646	Screw, Shoulder (6-40)
150647	Spacer, Eccentric
150648	Eccentric, Line Feed Bar
150649	Washer, Spacing
150650	Bearing, Eccentric
150651	Gear, Line Feed Eccentric Spur
150652	Screw (6-40 x 37/64)
150656	Wheel, Hand
150658	Gear, Platen Hand Wheel Spur
150666	Gear, Platen Idler Spur
150714	Bushing, Platen
150715	Gear, Platen Spur
150718	Platen
150719	Retainer, Right Platen
150720	Retainer, Left Platen
150809	Gear, Line Feed Spur
150911	Bushing, Shoulder
150912	Stud, Hand Wheel
150998	Disk, Spacing
151346	Screw (6-40 x 3/8)
151637	Screw (4-40 x 1/4)
151657	Screw (6-40 x 1/4)
151731	Screw (4-40 x 7/8)
152871	Spring, Line Feed Bar Bell Crank

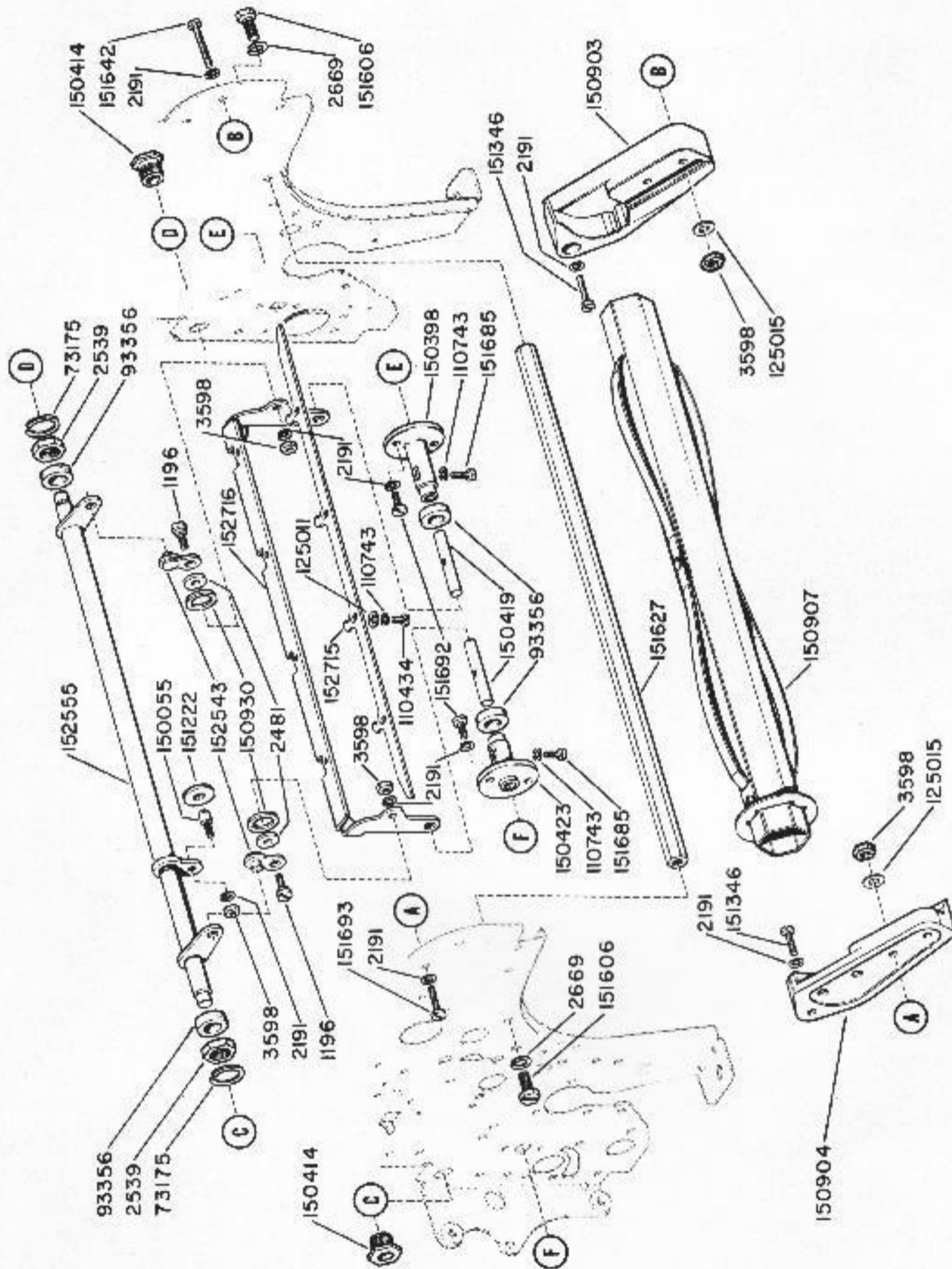


FIGURE 40. TYPING UNIT, PAPER SPINDLE AND RESET BAIL MECHANISM

NUMERICAL INDEX - FIGURE 40

Part Number	Description
1196	Screw, Shoulder (1/4-40)
2191	Washer, Lock
2481	Collar, Spacing
2539	Nut (3/8-32)
2669	Washer, Lock
3598	Nut (6-40)
73175	Washer, Lock
93356	Washer, Felt
110434	Screw (4-40 x 1/4)
110743	Washer, Lock
125011	Washer, Flat
125015	Washer, Flat
150055	Stud
150398	Stud, Left Pivot
150414	Bushing, Function Rocker Shaft
150419	Pin, Reset Bail Pivot
150423	Stud, Right Pivot
150903	Block, Left Paper Spindle
150904	Block, Right Paper Spindle
150907	Spindle, Paper
150930	Washer, Felt
151222	Washer, Felt
151346	Screw (6-40 x 3/8)
151606	Screw (10-32 x 1/4)
151627	Rod
151642	Screw (6-40 x 3/4)
151685	Screw (4-40 x 5/16)
151692	Screw (6-40 x 3/16)
151693	Screw (6-40 x 9/16)
152543	Link, Reset Bail Drive
152555	Shaft, Function Rocker
152715	Blade, Reset Bail
152716	Bail, Reset

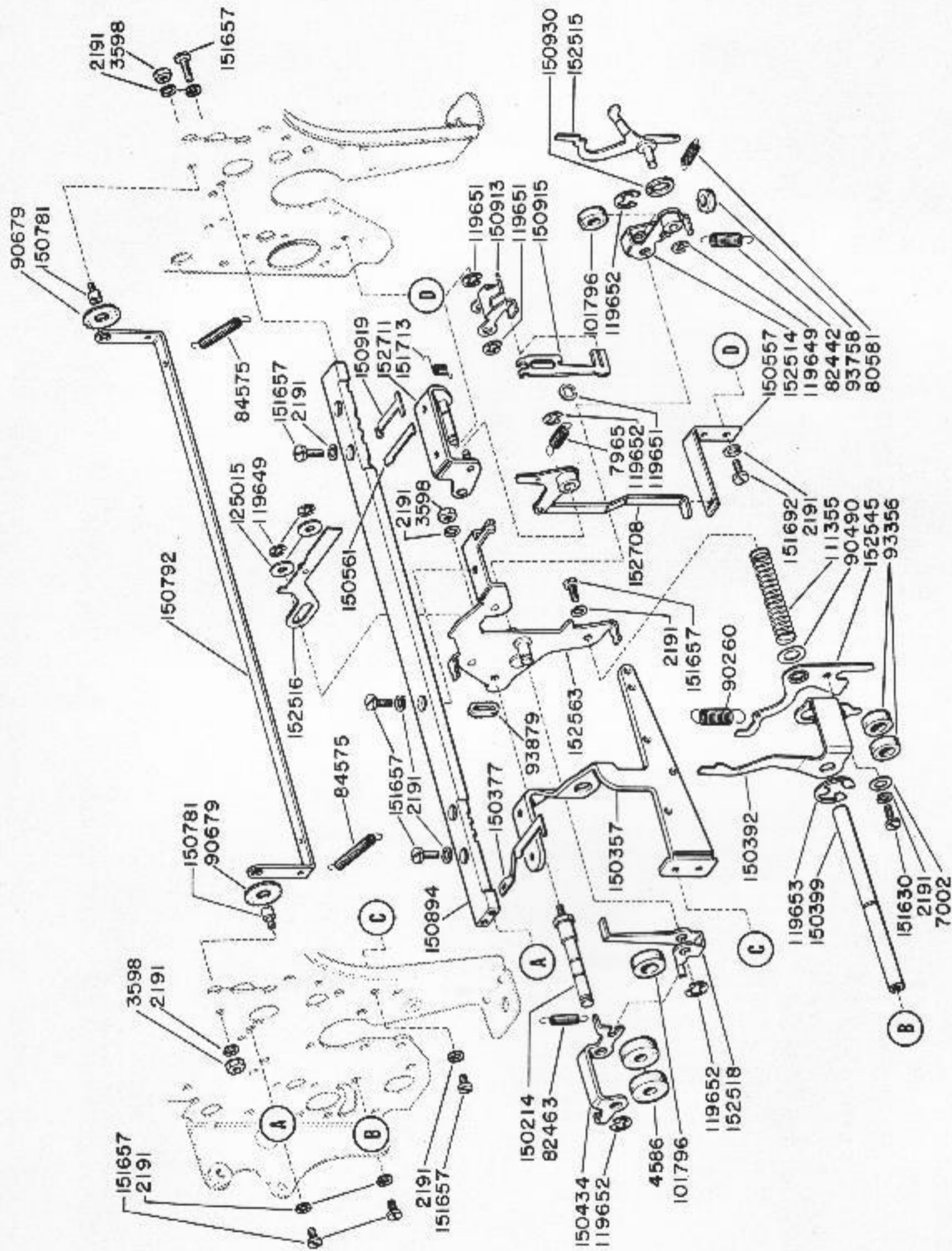


FIGURE 41. TYPING UNIT, SPACE SUPPRESSION MECHANISM

NUMERICAL INDEX - FIGURE 41

Part Number	Description
2191	Washer, Lock
3598	Nut (6-40)
4586	Washer, Felt
7002	Washer, Flat
7965	Spring, Keyboard Lock Lever
80581	Spring, Spacing Trip Lever
82442	Spring, Spacing Trip Lever Bail
82463	Spring, Transfer Bail
84575	Spring, Suppression Bail
90260	Spring, Carriage Return Lever
90490	Shim
90679	Washer, Felt
93356	Washer, Felt
93758	Washer, Felt
93879	Oiler, Felt
101796	Washer, Felt
111355	Spring, Compression
119649	Ring, Retaining
119651	Ring, Retaining
119652	Ring, Retaining
119653	Ring, Retaining
125015	Washer, Flat
150214	Stud, Transfer Bail Bearing
150357	Bracket, Bearing
150377	Arm, Carriage Return Slide
150392	Bail, Carriage Return
150399	Shaft, Carriage Return
150434	Bail, Spacing Cut-Out Transfer
150557	Bracket, Lock Lever Guide
150561	Arm, Keyboard Lock Levers Slide
150781	Stud, Suppression Bail Pivot
150792	Bail, Suppression
150894	Bar, Space Suppression
150913	Bail, Stripper
150915	Stripper, Line Feed Function Pawl
150919	Arm, Line Feed Slide
150930	Washer, Felt
151630	Screw (6-40 x 1/4)
151657	Screw (6-40 x 1/4)
151692	Screw (6-40 x 3/16)
151713	Spring, Line Feed Stripper Bail
152514	Bail, Spacing Trip Lever
152515	Lever, Space Trip
152516	Slide, Spacing Suppression
152518	Bail, Spacing Cut-Out
152545	Lever, Carriage Return
152563	Bracket, Spacing Mechanism
152708	Lever, Keyboard Lock
152711	Bracket, Stripper Bail and Lock Lever

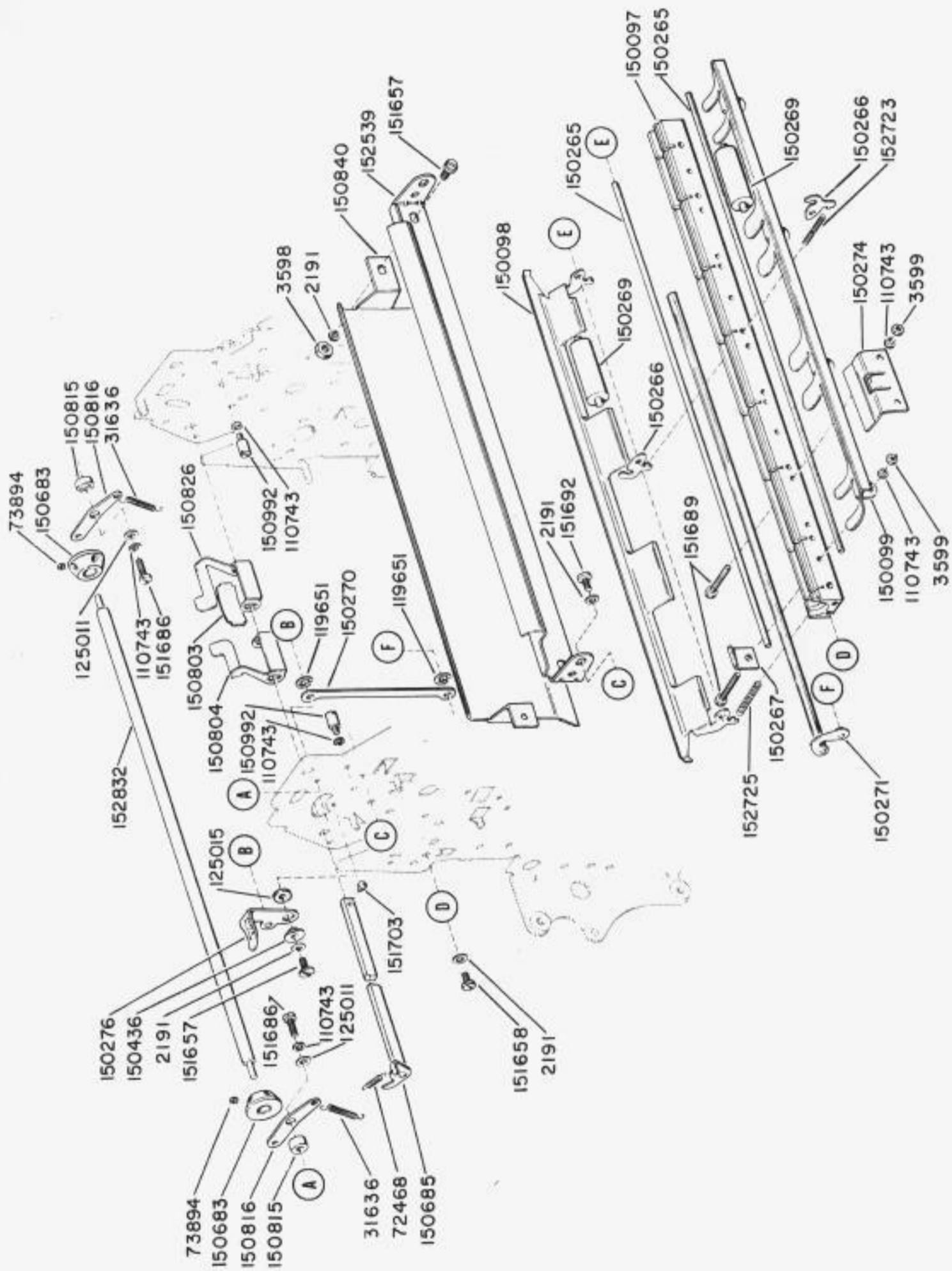


FIGURE 42. TYPING UNIT, PRESSURE ROLLER MECHANISM

NUMERICAL INDEX - FIGURE 42

Part Number	Description
2191	Washer, Lock
3598	Nut (6-40)
3599	Nut (4-40)
31636	Spring, Paper Straightener Lever
72468	Spring, Paper Finger
73894	Screw, Set (6-40)
110743	Washer, Lock
119651	Ring, Retaining
125011	Washer, Flat
125015	Washer, Flat
150097	Bar, Cross
150098	Bail, Pressure
150099	Guide, Paper
150265	Shaft, Pressure Roller Lever
150266	Lever, Pressure Roller
150267	Clamp, Shaft
150269	Roller, Pressure
150270	Link, Pressure Roller Release
150271	Shaft, Pressure Roller Release
150274	Bracket, Shaft Clamp
150276	Lever, Paper Release
150436	Bushing, Paper Release Lever
150683	Collar, Paper Straightener
150685	Shaft, Paper Finger
150803	Spring, Paper Finger Flat
150804	Finger, Right Paper
150815	Bushing, Paper Straightener Lever
150816	Lever, Paper Straightener
150826	Finger, Left Paper
150840	Bracket, Paper Guide
150992	Stud, Paper Straightener Lever Stop
151657	Screw (6-40 x 1/4)
151658	Screw (6-40 x 5/16)
151686	Screw (4-40 x 3/8)
151689	Screw (4-40 x 3/4)
151692	Screw (6-40 x 3/16)
151703	Pin, Paper Finger Shaft Bearing
152539	Guide, Paper
152723	Spring, Compression
152725	Spring, Compression
152832	Shaft, Paper Straightener

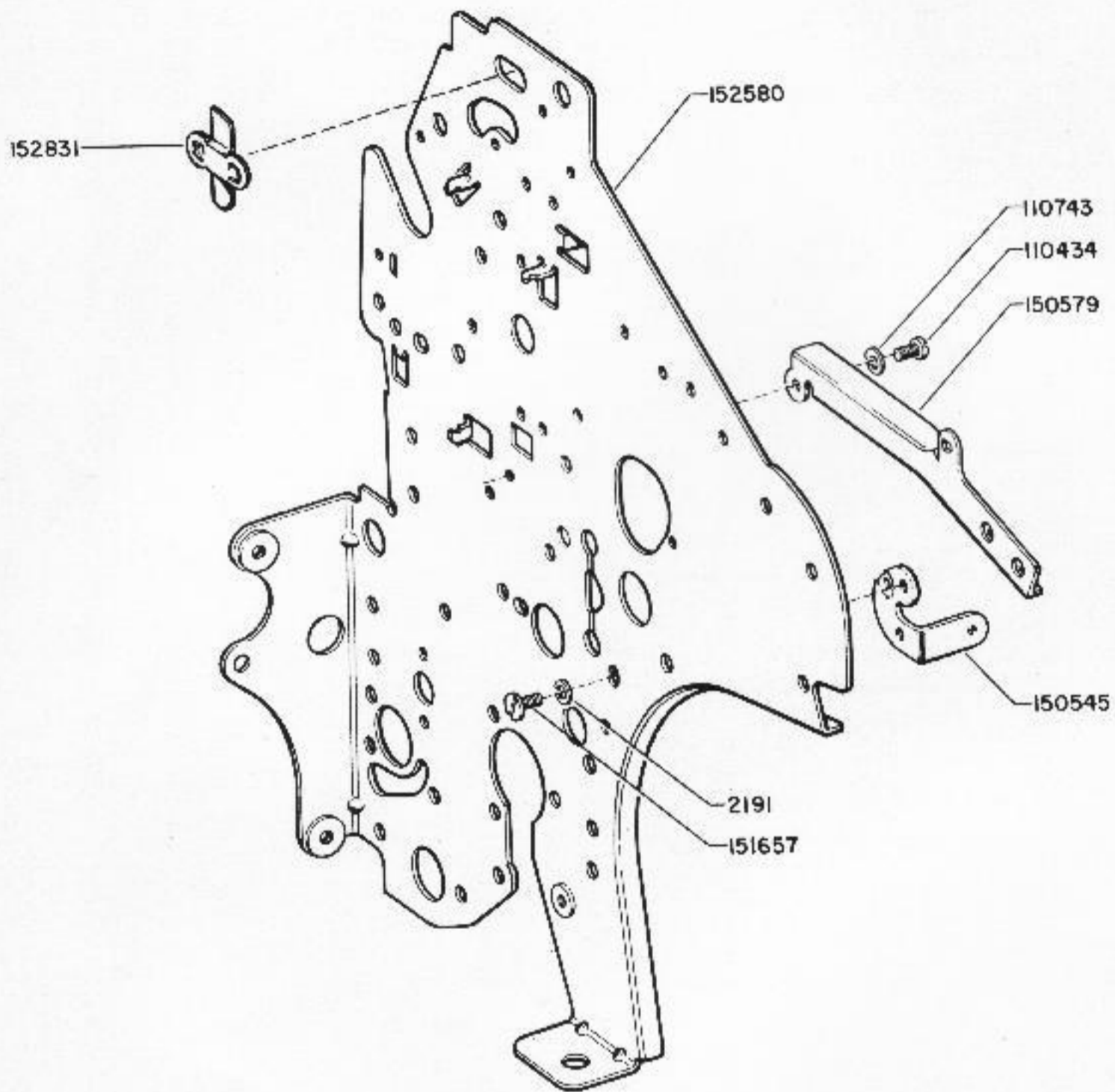


FIGURE 43. TYPING UNIT, RIGHT SIDE FRAME MECHANISM

NUMERICAL INDEX - FIGURE 43

Part Number	Description
2191	Washer, Lock
110434	Screw (4-40 x 1/4)
110743	Washer, Lock
150545	Bracket, Right Function Box
150579	Guide, Right Function Box
151657	Screw (6-40 x 1/4)
152580	Frame, Right Side
152831	Clip, Wearing

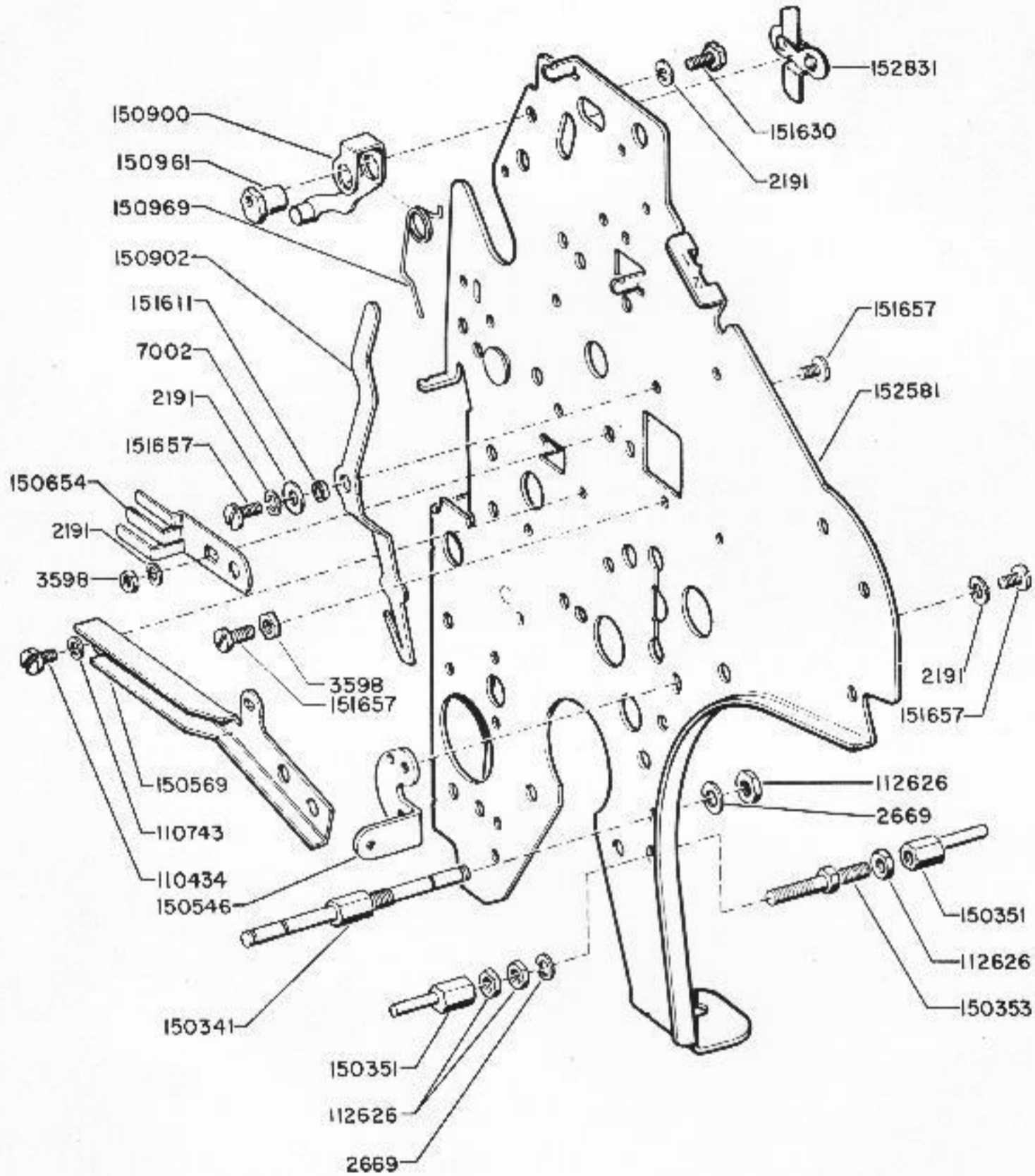


FIGURE 44. TYPING UNIT, LEFT SIDE FRAME MECHANISM

NUMERICAL INDEX - FIGURE 44

Part Number	Description
2191	Washer, Lock
2669	Washer, Lock
3598	Nut (6-40)
7002	Washer, Flat
110434	Screw (4-40 x 1/4)
110743	Washer, Lock
112626	Nut (10-32)
150341	Post, Spring
150351	Post, Eccentric Stop
150353	Stud, Eccentric Stop Post
150546	Bracket, Left Function Box
150569	Guide, Left Function Box
150654	Guide, Line Feed Bars
150900	Bail, Platen Detent
150902	Lever, Single or Double Line Feed
150961	Eccentric, Line Feed Gear Detent
150969	Spring, Platen Detent Bail Torsion
151611	Bushing, Line Feed Lever
151630	Screw (6-40 x 1/4)
151657	Screw (6-40 x 1/4)
152581	Frame, Left Side
152831	Clip, Wearing

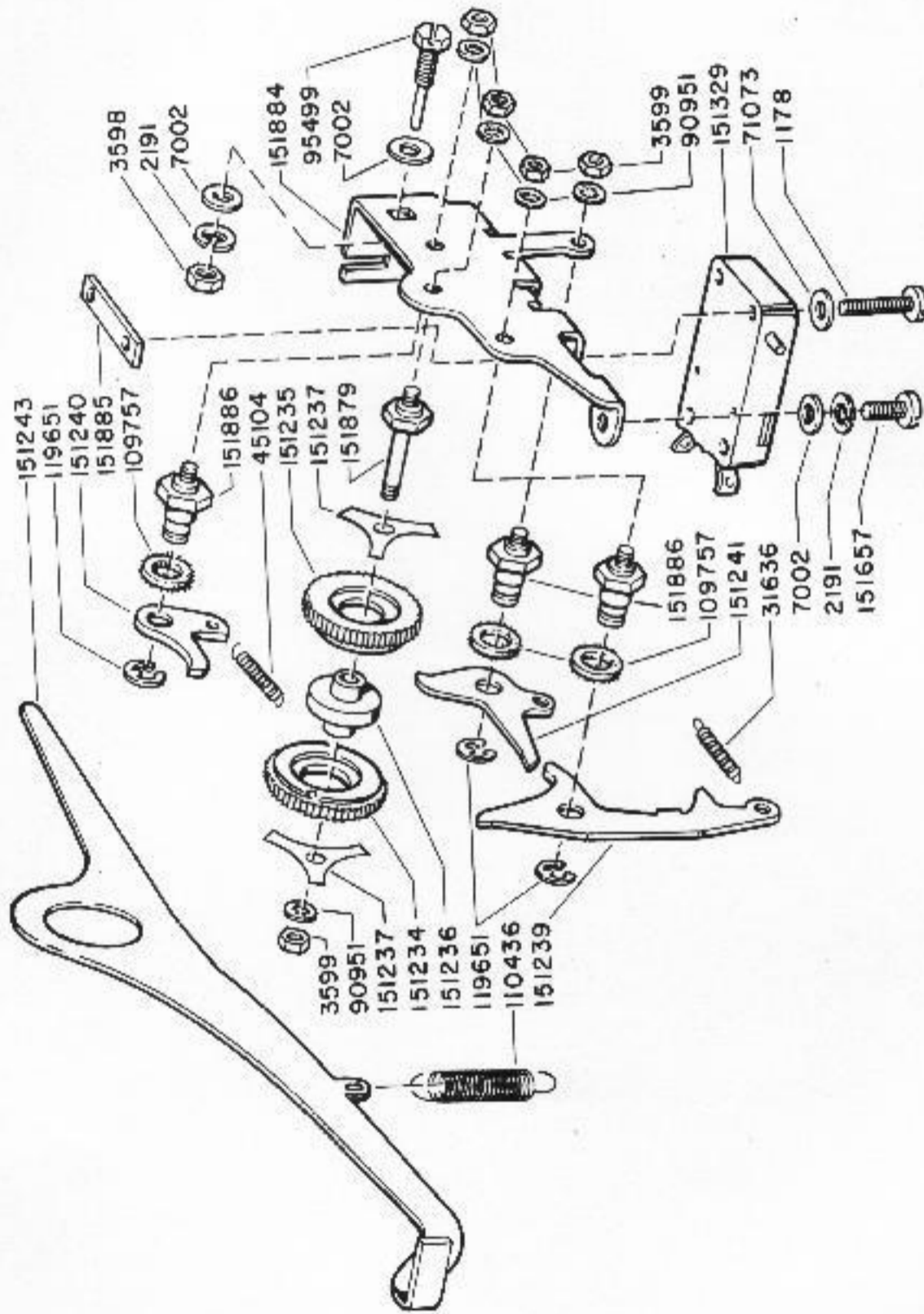


FIGURE 45, KEYBOARD, TIME DELAY MECHANISM

NUMERICAL INDEX - FIGURE 45

Part Number	Description
1178	Screw (2-56 x 7/16)
2191	Washer, Lock
3598	Nut (6-40)
3599	Nut (4-40)
7002	Washer, Flat
31636	Spring, Contact Pawl
45104	Spring, Latch Pawl
71073	Washer, Flat
90951	Washer, Lock
95499	Screw, Pilot (6-40)
109757	Washer, Felt
310436	Spring, Eccentric Follower Pawl
119651	Ring, Retaining
151234	Wheel, Front Ratchet
151235	Wheel, Rear Ratchet
151236	Hub, Ratchet Wheel
151237	Spring, Ratchet Wheel Flat
151239	Pawl, Contact
151240	Pawl, Latch
151241	Lever, Contact Pawl Latching
151243	Pawl, Eccentric Follower
151329	Switch, Sensitive
151657	Screw (6-40 x 1/4)
151879	Stud, Ratchet Wheel
151884	Bracket, Time Delay Mechanism
151885	Plate, Nut
151886	Stud, Pawl and Lever Pivot

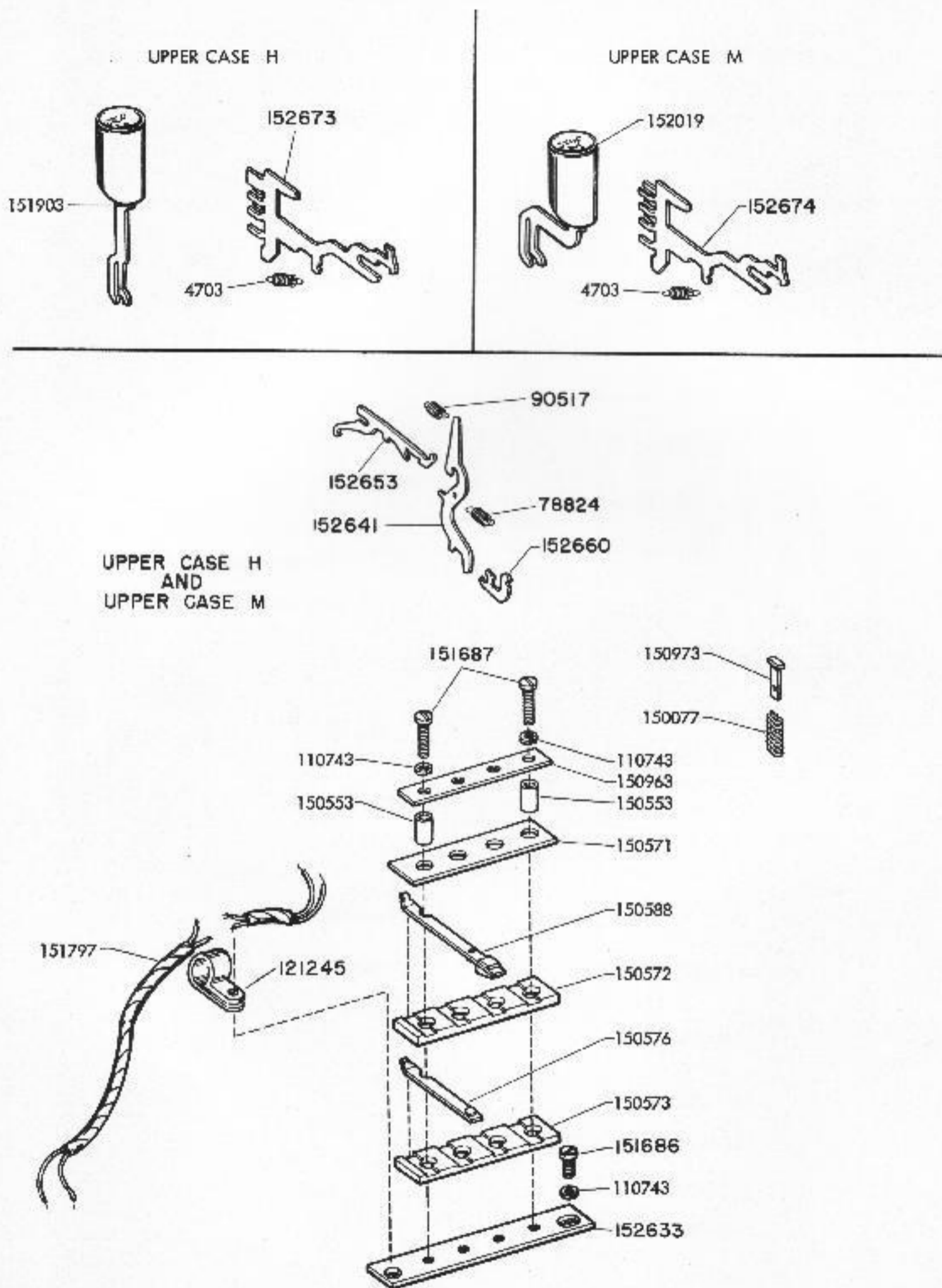


FIGURE 46, TYPING UNIT, UPPER CASE H AND UPPER CASE M MOTOR CONTROL MECHANISM

NUMERICAL INDEX - FIGURE 46

Part Number	Description
4703	Spring, Function Bar
78824	Spring, Function Pawl
90517	Spring, Function Lever
110743	Washer, Lock
121245	Clamp, Cable
150077	Spring, Pallet Compression
150553	Bushing, Bakelite
150571	Plate, Spacing
150572	Separator, Contact
150573	Separator, Contact
150576	Contact, Lower Electrical
150588	Contact, Upper Electrical
150963	Plate, Retaining
150973	Pallet, Dummy
151686	Screw (4-40 x 3/8)
151687	Screw (4-40 x 7/16)
151797	Cable, Motor Control Contacts
151903	Lever, Key (Stop H)
152019	Lever, Key (Stop M)
152633	Plate, Mounting
152641	Lever, Function
152653	Pawl, Function
152660	Plate, Spring
152673	Bar, Function (UC H)
152674	Bar, Function (UC M)

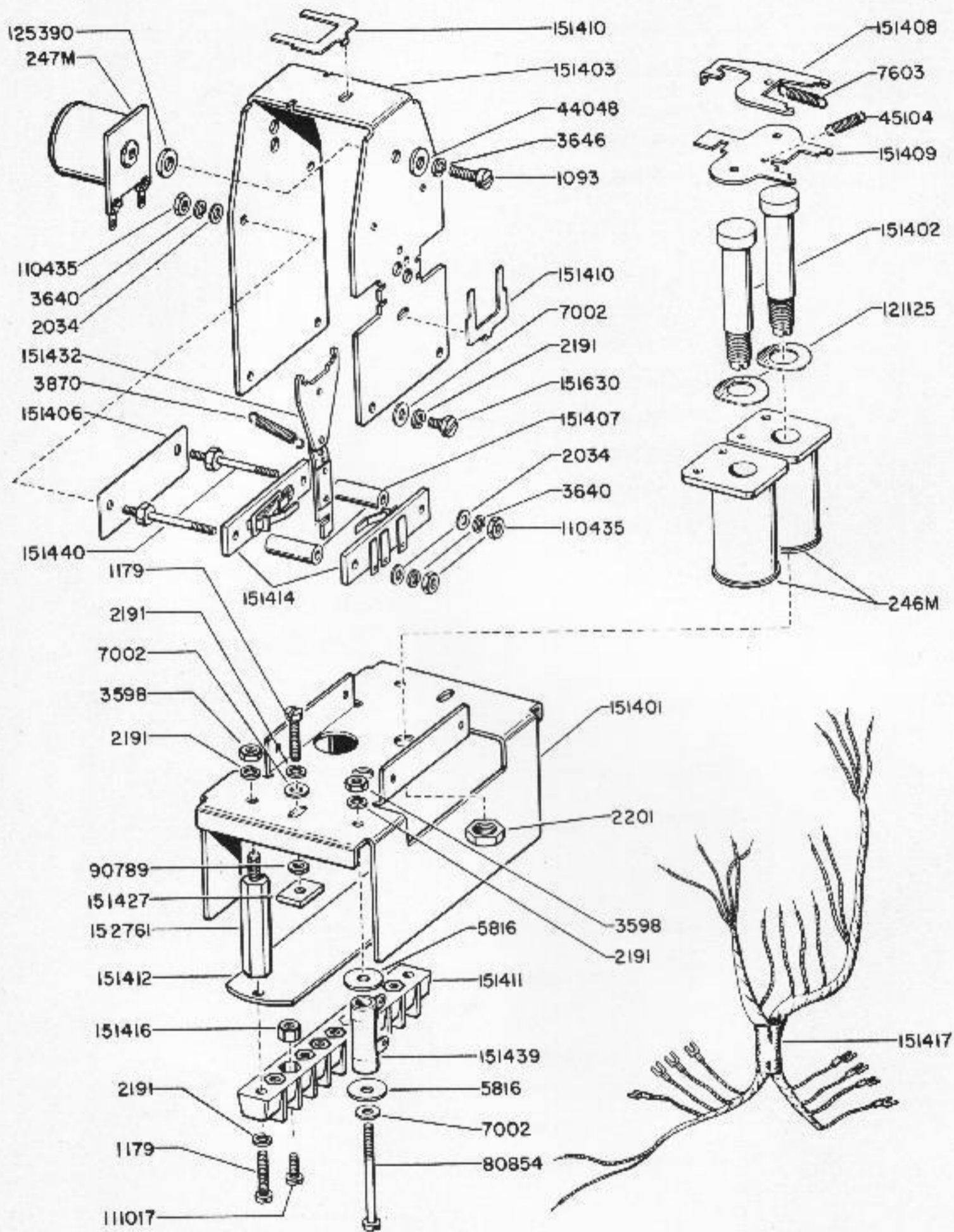


FIGURE 47, ELECTRICAL SERVICE UNIT, MOTOR CONTROL MECHANISM

NUMERICAL INDEX - FIGURE 47

Part Number	Description
246M	Coil, Start Magnet
247M	Coil, Stop Magnet
1093	Screw (8-32 x 7/16)
1179	Screw (6-40 x 5/8)
2034	Washer, Flat
2191	Washer, Lock
2201	Nut (5/16-32)
3598	Nut (6-40)
3640	Washer, Lock
3646	Washer, Lock
3870	Spring, Stop Armature
5816	Washer, Fiber
7002	Washer, Flat
7603	Spring, Intermediate Lever
44048	Washer, Flat
45104	Spring, Start Armature
80854	Screw (6-40 x 1 7/16)
90789	Washer, Flat
110435	Nut (4-40)
111017	Screw (6-40 x 5/16)
121125	Washer, Spring
125390	Washer, Flat
151401	Base, Motor Control Mechanism
151402	Core, Start Magnet
151403	Frame, Motor Control Mechanism
151406	Insulator, Plate
151407	Collar, Spacing
151408	Lever, Intermediate
151409	Armature, Start
151410	Clip, Retainer
151411	Block, Terminal
151412	Insulator, Terminal Block
151414	Switch, Sensitive
151416	Nut (6-40)
151417	Cable, Motor Control Mechanism
151427	Plate, Clamp
151432	Armature, Stop
151439	Resistor, Fixed (250 ohm)
151440	Stud, Switch Mounting
151630	Screw (6-40 x 1/4)
152761	Stud, Terminal Block Mounting

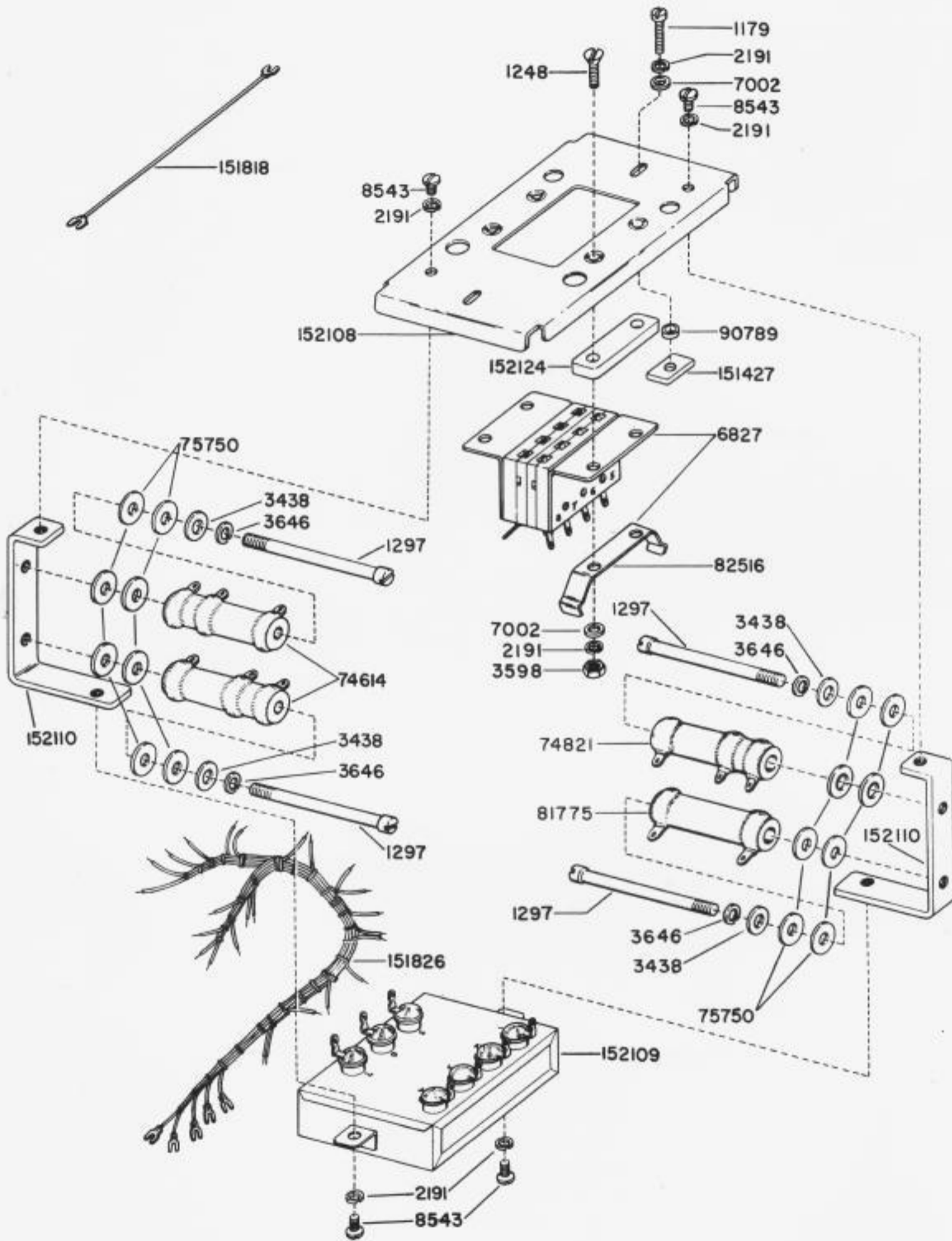


FIGURE 48. ELECTRICAL SERVICE UNIT, LINE RELAY MOUNTING ASSEMBLY

NUMERICAL INDEX -- FIGURE 48

Part Number	Description
1179	Screw (6-40 x 5/8)
1248	Screw (6-40 x 7/16)
1297	Screw (6-40 x 3/8)
2191	Washer, Lock
3438	Washer, Flat
3598	Nut (6-40)
3646	Washer, Lock
6827	Block, Connecting
7002	Washer, Flat
8543	Screw (6-40 x 1/4)
74614	Resistor (2600 ohm)
74821	Resistor (2810 ohm)
75750	Washer, Bakelite
81775	Resistor (8000 ohms)
82516	Spring, Relay Retaining
90789	Washer, Flat
151427	Plate, Clamp
151818	Jumper
151826	Cable, Line Relay Mounting Assembly
152108	Plate, Relay
152109	Filter
152110	Bracket, Resistor Mounting
152124	Spacer, Connecting Block

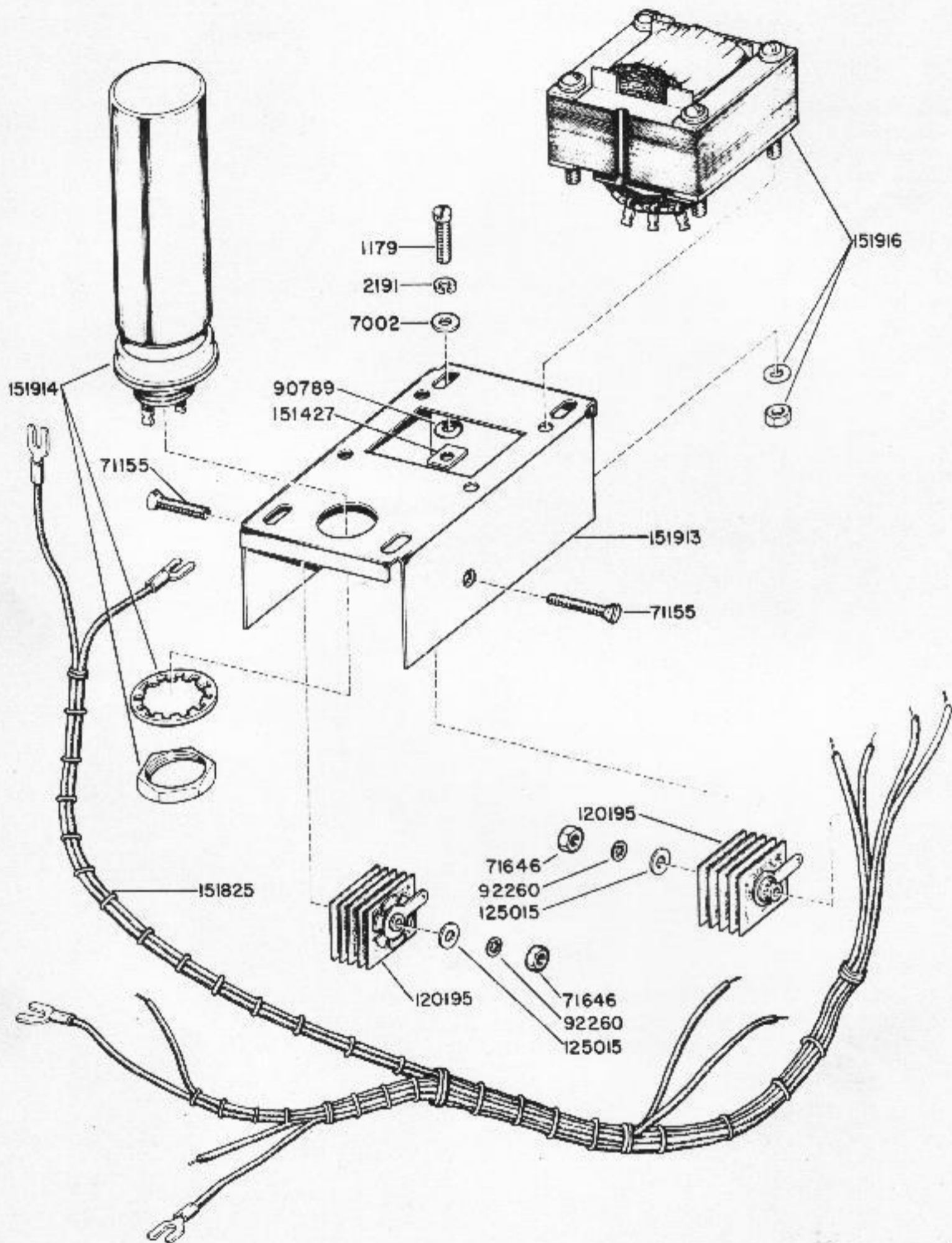


FIGURE 49, ELECTRICAL SERVICE UNIT, RECTIFIER AND CABLE ASSEMBLY

NUMERICAL INDEX - FIGURE 49

Part Number	Description
1179	Screw (6-40 x 5/8)
2191	Washer, Lock
7002	Washer, Flat
71155	Screw (6-32 x 1 3/16)
71646	Nut (6-32)
90789	Washer, Flat
92260	Washer, Lock
120195	Rectifier, Metallic
125015	Washer, Flat
151427	Plate, Clamp
151825	Cable, Rectifier
151913	Plate, Rectifier Mounting
151914	Capacitor
151916	Transformer

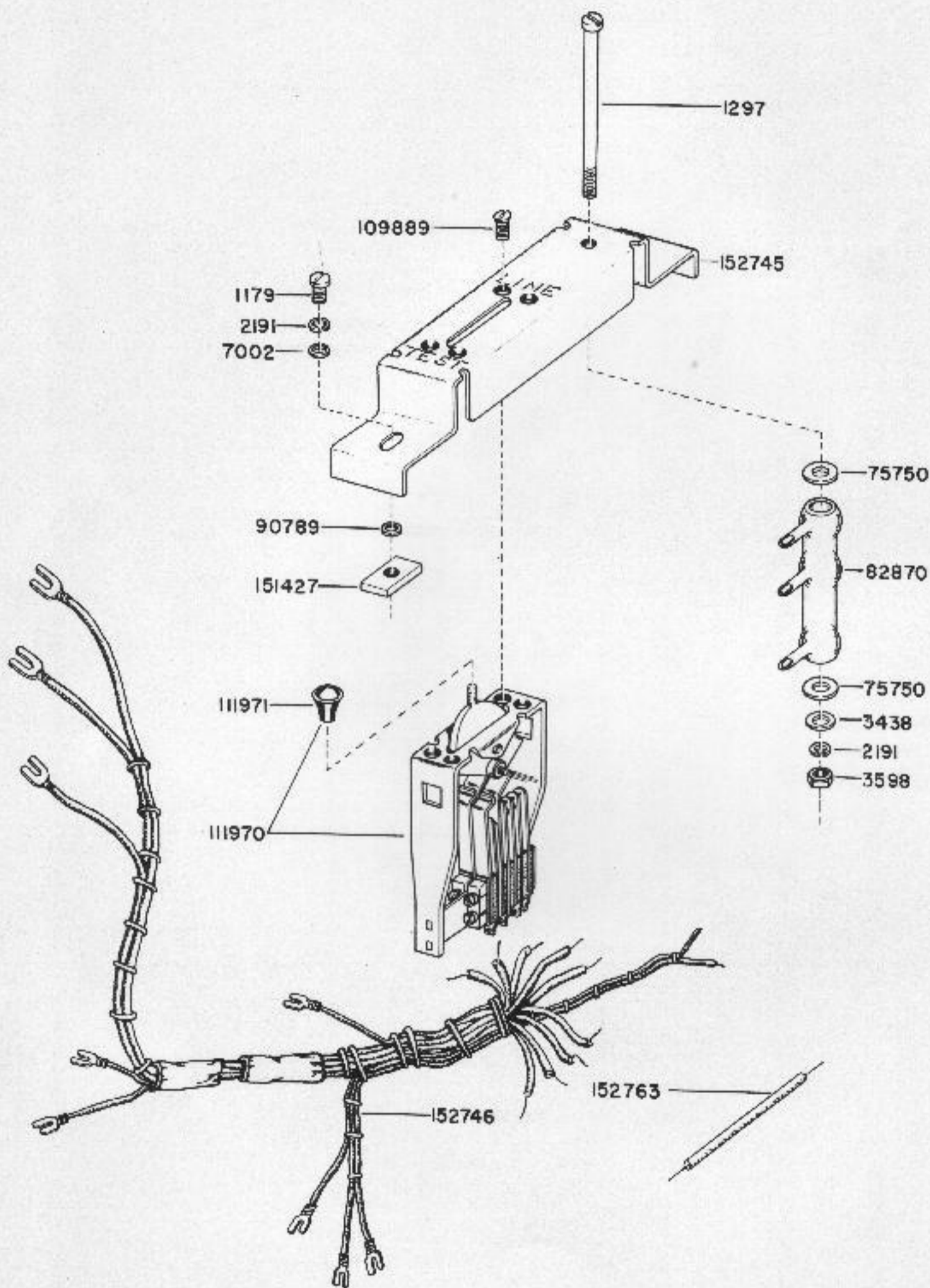


FIGURE 50, ELECTRICAL SERVICE UNIT, LINE TEST KEY ASSEMBLY

NUMERICAL INDEX - FIGURE 50

Part Number	Description
1179	Screw (6-40 x 5/8)
1297	Screw (6-40 x 3/8)
2191	Washer, Lock
3438	Washer, Flat
3598	Nut (6-40)
7002	Washer, Flat
75750	Washer, Bakelite
82870	Resistor (6300 ohm)
90789	Washer, Flat
109889	Screw (3-56 x 1/4)
111970	Key, Line Test
111971	Knob, Line Test Key
151427	Plate, Clamp
152745	Bracket, Line Test Key
152746	Cable, Line Test Key
152763	Strap, Line Test Key

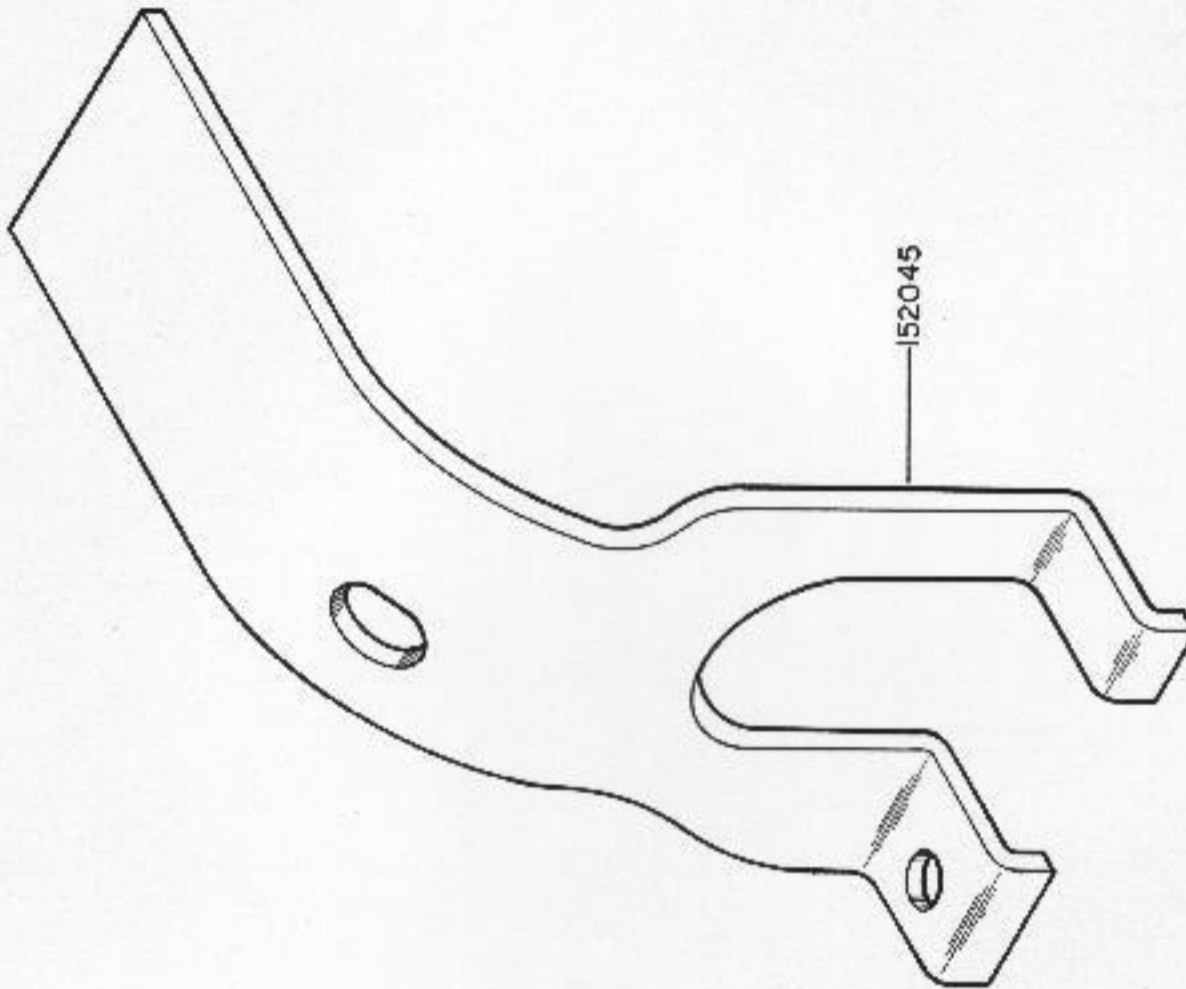


FIGURE 52, KEYBOARD, GEAR, GUARD

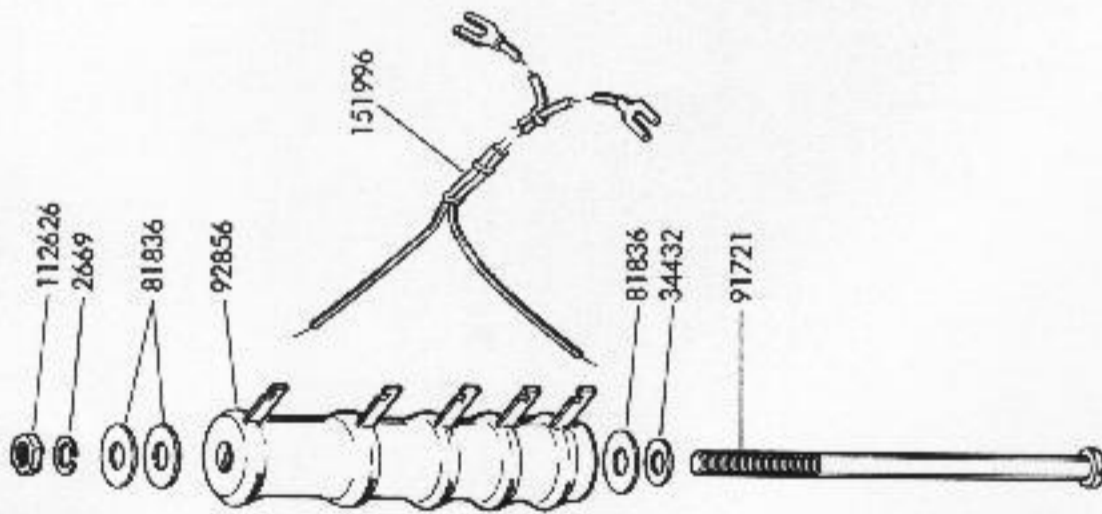
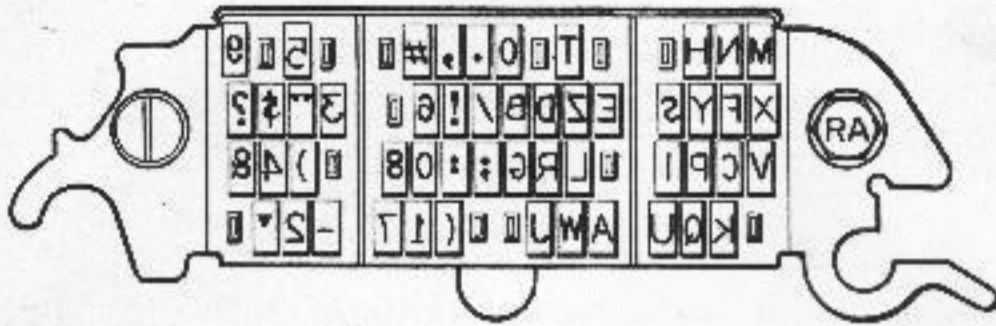


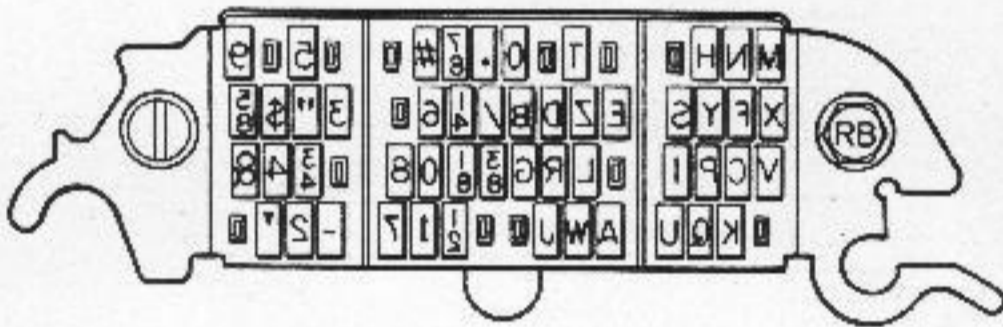
FIGURE 51, ELECTRICAL SERVICE UNIT, LINE PAD RESISTOR AND CABLE

NUMERICAL INDEX - FIGURE 51 & 52

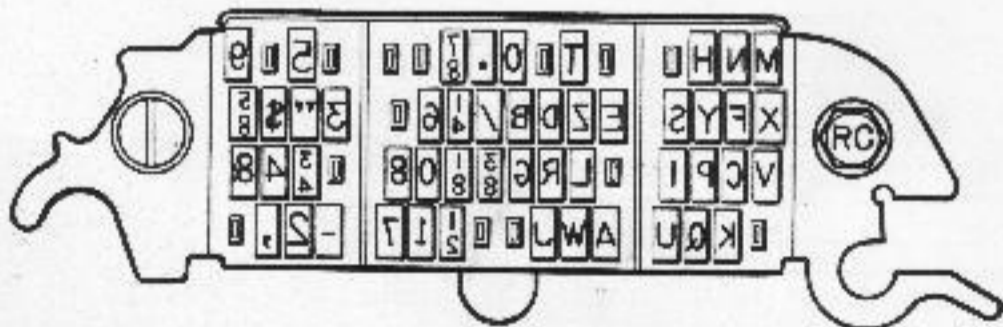
Part Number	Description
2669	Washer, Lock
34432	Washer, Flat
81836	Washer, Bakelite
91721	Screw (10-32 x 3 3/4)
92856	Resistor (1500 ohm)
112626	Nut (10-32)
151996	Cable, Resistor
152045	Guard, Gear



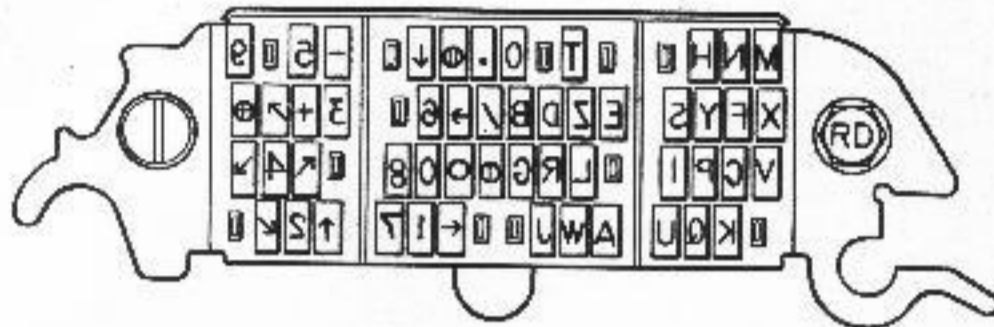
151930 ARRANGEMENT RA



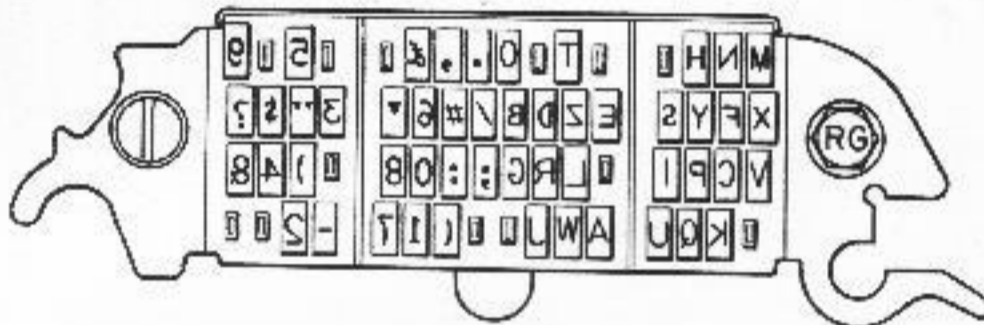
152881 ARRANGEMENT RB



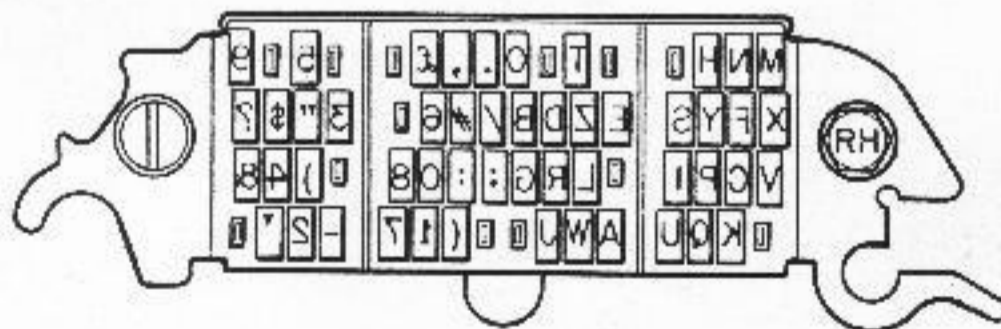
151931 ARRANGEMENT RC



151937 ARRANGEMENT RD



152742 ARRANGEMENT RG



152752 ARRANGEMENT RH

TYPE BOX ARRANGEMENTS						
TYPE PALLET DESCRIPTION	151930 ARRANGEMENT "RA"	152881 ARRANGEMENT "RB"	151931 ARRANGEMENT "RC"	151937 ARRANGEMENT "RD"	152742 ARRANGEMENT "RE"	152752 ARRANGEMENT "RF"
A	150100	150100	150100	150100	150100	150100
B	150101	150101	150101	150101	150101	150101
C	150102	150102	150102	150102	150102	150102
D	150103	150103	150103	150103	150103	150103
E	150104	150104	150104	150104	150104	150104
F	150105	150105	150105	150105	150105	150105
G	150106	150106	150106	150106	150106	150106
H	150107	150107	150107	150107	150107	150107
I	150108	150108	150108	150108	150108	150108
J	150109	150109	150109	150109	150109	150109
K	150110	150110	150110	150110	150110	150110
L	150111	150111	150111	150111	150111	150111
M	150112	150112	150112	150112	150112	150112
N	150113	150113	150113	150113	150113	150113
O	150114	150114	150114	150114	150114	150114
P	150115	150115	150115	150115	150115	150115
Q	150116	150116	150116	150116	150116	150116
R	150117	150117	150117	150117	150117	150117
S	150118	150118	150118	150118	150118	150118
T	150119	150119	150119	150119	150119	150119
U	150120	150120	150120	150120	150120	150120
V	150121	150121	150121	150121	150121	150121
W	150122	150122	150122	150122	150122	150122
X	150123	150123	150123	150123	150123	150123
Y	150124	150124	150124	150124	150124	150124
Z	150125	150125	150125	150125	150125	150125
1	150126	150126	150126	150126	150126	150126
2	150127	150127	150127	150127	150127	150127
3	150128	150128	150128	150128	150128	150128
4	150129	150129	150129	150129	150129	150129
5	150130	150130	150130	150130	150130	150130
6	150131	150131	150131	150131	150131	150131
7	150132	150132	150132	150132	150132	150132
8	150133	150133	150133	150133	150133	150133
9	150134	150134	150134	150134	150134	150134
0	150114	150114	150114	150114	150114	150114
.	150135	150135	150135	150135	150135	150135
,	150136		150136		150136	150136
"	150137	150137	150137		150137	150137
(150138				150138	150138
]	150139				150139	150139
)	150141				150141	150141
-	150143	150143	150143	150143	150143	150143
#	150144	150144	150144		150144	150144
:	150145				150145	150145
!	150146					
&	150147	150147	150147		150147	150147
;	150148				150148	150148
/	150149	150149	150149	150149	150149	150149
'	150150	150150			150150	150150
1/8		150151	150151			
1/4		150152	150152			
3/8		150153	150153			
1/2		150154	150154			
5/8		150155	150155			
3/4		150156	150156			
7/8		150157	150157			
#	150159	150159			150159	150159
*BLANK	150973	150973	150973	150973	150973	150973
-				151941		
←				151942		
				151943		
↑				151944		
∧				151945		
∨				151946		
∩				151947		
∪				151948		
+				151949		
○				151950		
⊙				151951		
⊖				151952		
⊕				151953		

* Blank pallet used: 13 times in Arrangement "RA"
 13 times in Arrangement "RB"
 14 times in Arrangement "RC"
 12 times in Arrangement "RD"
 13 times in Arrangement "RE"
 13 times in Arrangement "RF"

SETS OF KEY LEVER ASSEMBLIES						
KEYTOP DESCRIPTION	ARRANGEMENT "RA"	ARRANGEMENT "RB"	ARRANGEMENT "RC"	ARRANGEMENT "RD"	ARRANGEMENT "RE"	ARRANGEMENT "RH"
A -	151302	151302	151302		151302	151302
A +				152001		
B ?	151317				151317	151317
B 5/8		151909	151909			
B ⊕				152002		
C :	151315				151315	151315
C 1/8		151907	151907			
C ○				152003		
D S	151304	151304	151304		151304	151304
D ↘				152004		
B 3	151294	151294	151294	151294	151294	151294
F †	151305					
F 1/4		151902	151902			
F →				152005		
F #					152130	152130
G &	151306	151306	151306		151306	151306
G ↘				152006		
H #	152009	152009				
H ↘					152007	152007
H STOP			151903			
H }				152008		
I B	151299	151299	151299	151299	151299	151299
J †	151308	151308				151308
J ↘				152010		
J ,			151904			
J HELL					152132	
K (151309				151309	151309
K 1/2		151905	151905			
K →				152011		
L)	151310				151310	151310
L 3/4		151906	151906			
L ↘				152012		
M .	151319	151319	151319	151319	151319	151319
N 7/8		151910	151910			
N ⊕				152013		
N ,	151318				151318	151318
O 9	151300	151300	151300	151300	151300	151300
P 0	151901	151901	151901	151901	151901	151901
Q 1	151292	151292	151292	151292	151292	151292
R 4	151295	151295	151295	151295	151295	151295
S HELL	151303	151303	151303	151303		151303
S †					152131	
T 5	151296	151296	151296	151296	151296	151296
U 7	151298	151298	151298	151298	151298	151298
V 3/8		151908	151908			
V ○				152014		
V :	151316				151316	151316
W 2	151293	151293	151293	151293	151293	151293
X /	151314	151314	151314	151314	151314	151314
Y 6	151297	151297	151297	151297	151297	151297
Z "	151313	151313	151313		151313	151313
Z +				152015		
	151322	151322	151322			
				152016		
FUNCTION KEYS						
CAR RKT	151311	151311	151311	151311	151311	151311
FIGS	151312	151312	151312	151312	151312	151312
LTAS	151320	151320	151320	151320	151320	151320
LIME PRGD	151321	151321	151321	151321	151321	151321
*LOC LF	151286	151286	151286	151286	151286	151286
*LOC CR	151287	151287	151287	151287	151287	151287
*KBD UNLK	151288	151288	151288	151288	151288	151288
*KBD LOCK	151289	151289	151289	151289	151289	151289
*HREAX	151290	151290	151290	151290	151290	151290
*HPT	151291	151291	151291	151291	151291	151291

* Indicates red body keytops with white characters. All other keytops gray-green body with white characters.

FUNCTION BAR ARRANGEMENTS					
FUNCTION BAR PART NUMBER	FUNCTION PERFORMED	POSITION			
		ARRANGEMENT "AC"	ARRANGEMENT "AD"	ARRANGEMENT "AE"	ARRANGEMENT "AF"
152665	LETTERS (LTR)	3	3	3	3
152666	FIGURES (FIG)	2	2	2	2
152667	CARRIAGE RETURN (CR)	5	5	5	5
152668	LINE FEED (LF)	40	40	40	40
152668	SPACE SUPPRESSION ON LINE FEED (LF)	38	38	38	38
152669	SPACE SUPPRESSION ON BLANK (BL)				28
152669	KEYBOARD LOCK ON DOUBLE BLANK (BL)	35	35		35
152669	KEYBOARD LOCK ON SINGLE BLANK (BL)	36	36		36
152670	UNSHIFT ON SPACE (SP)	1	1	1	1
152671	AUTOMATIC CARRIAGE RETURN (CR LF)	4	4	4	4
152671	AUTOMATIC LINE FEED (CR LF)	39	39	39	39
152672	SIGNAL BELL (UC S)	33		33	29
152673	MOTOR STOP (UC H)	*11	*11	*11	23
152674	MOTOR STOP (UC M)	*11	*11	*11	*23
152675	SPACE SUPPRESSION ON L.C. BLANK (LC BL)			35	31
152693	MOTOR STOP ON FIGURES BLANK H (UC BL)				22
152694	SIGNAL BELL (UC J)		33		
IDENTIFICATION SCREW - PART NUMBER		151739AC	151739AD	151739AE	151739AF
*NOT INCLUDED IN FUNCTION BOX ARRANGEMENTS (SEE PAGE 85)					

GEAR SETS			
SET NUMBER	PINION	DRIVEN GEAR	SPEED
151060	151130	151131	60 WPM
151075	151132	151133	75 WPM
151100	151134	151135	100 WPM

NUMERICAL INDEX

Numbers following the description indicate the page.

246M	Coil, Magnet, 87	7602	Spring, 3
247M	Coil, Magnet, 31,87	7603	Spring, 3,5,57,87
250M	Coil, Magnet, 47	7618	Spring, 3
1026	Screw (6-40 x 3/8), 31	7655	Spring, 3
1028	Screw (4-40 x 7/32), 31,47	7835	Ribbon-Black, 39
1093	Screw (8-32 x 7/16), 87	7965	Spring, 75
1157	Screw (8-32 x 1/2), 33	8330	Washer, Flat, 9,51,59,61
1164	Screw (2-56 x 3/16), 11,17,67	8333	Screw (10-32 x 3/8), 29
1178	Screw (2-56 x 7/16), 83	8449	Collar, Spacing, 39,61
1179	Screw (6-40 x 5/8), 21,31,33,87,89,91,93	8543	Screw (6-40 x 1/4), 29,89
1196	Screw, Shoulder (4-40), 73	22015	Spring, 39
1214	Screw, Set (10-32), 55	31636	Spring, 11,77,83
1248	Screw (6-40 x 7/16), 89	33828	Spring, 53
1293	Screw (4-40 x 1/8), 39	34432	Washer, Flat, 95
1297	Screw (6-40 x 3/8), 89,93	41382	Spring, 49
2034	Washer, Flat, 11,15,17,87	42661	Spring, 3,39,41
2191	Washer, Lock, 1,3,5,7,9,11,13,19,21,23, 25,27,29,31,33,35,37,39,41,43,45,47,49, 51,53,55,57,59,61,63,65,67,69,71,73,75, 77,79,81,83,87,89,91,93	42823	Washer, Flat, 3,13,63,65
2201	Nut (5/16-32), 87	42827	Screw (3-48 x 1/4), 37
2247	Washer, Flat, 17	43954	Bell, 31
2263	Nut (8-32), 21	44048	Washer, Flat, 33,87
2438	Washer, Flat, 47	45027	Spring, 55
2449	Washer, Lock, 1,29	45104	Spring, 83,87
2481	Collar, Spacing, 73	49420	Spring, 1,11,35
2539	Nut (3/8-32), 61,73	49514	Nut (8-32), 33
2597	Washer, Flat, 17	55219	Screw (8-32 x 3/8), 31
2669	Washer, Lock, 7,11,13,55,59,67,69,73,81, 95	70388	Spring, 3,61
3438	Washer, Flat, 7,89,93	71073	Washer, Flat, 11,83
3595	Nut (1/4-32), 11	71155	Screw (6-32 x 1-3/16), 91
3598	Nut (6-40), 1,3,9,11,19,23,31,33,35,49,51, 53,55,57,61,63,65,67,69,71,73,75,77,81,83, 87,89,93	71646	Nut (6-32), 91
3599	Nut (4-40), 1,3,7,9,11,15,17,39,43,45,47, 49,53,55,57,61,77,83	71681	Spool, Printing Ribbon, 41
3606	Nut (6-40), 19,33,51	71858	Washer, Flat, 29
3637	Ball, Bearing, 67	71999	Spring, 21,23
3639	Washer, Lock, 29,31	72468	Spring, 77
3640	Washer, Lock, 21,31,87	72563	Washer, Felt, 13
3646	Washer, Lock, 17,31,33,87,89	73008	Washer, Flat, 11
3649	Washer, Flat, 51	73175	Washer, Lock, 61,73
3870	Spring, 87	73374	Spacer, 23
4586	Washer, Felt, 75	73520	Wick, Felt, 55
4703	Spring, 7,31,43,45,85	73844	Washer, Flat, 15
4809	Wick, Felt, 3	73894	Screw, Set (6-40), 77
5740	Screw (2-56 x 1/4), 43,45	74272	Spring, 59
5475	Nut (3/16-40), 11	74283	Washer, Spring, 49
5816	Washer, Fiber, 87	74536	Screw (6-40 x 5/32), 61
6320	Screw, Contact (6-32), 25	74547	Collar, 61
6345	Nut (6-32), 23,25	74614	Resistor (2600 ohm), 89
6745	Screw (10-32 x 1/2), 31	74701	Spring, 61
6800	Screw, Shoulder (6-40), 61	74712	Spring, 31,61
6810	Screw (10-32 x 3/8), 31	74722	Washer, Flat, 71
6827	Block, Connecting, 89	74755	Washer, Felt, 59
7002	Washer, Flat, 3,5,9,11,21,23,25,29,33,35, 39,41,47,49,51,53,55,57,59,61,67,69,75,81, 83,87,89,91,93	74760	Spring, 35
		74785	Detent, Cam Roller, 61
		74821	Resistor (2810 ohm), 89
		75226	Wick, Felt, 53,67,69
		75229	Spring, 55
		75750	Washer, Bakelite, 89,93
		76099	Washer, Flat, 31
		76178	Stud, 19
		76299	Spring, 7
		76379	Spring, 67,69

NUMERICAL INDEX

- 76461 Washer, Flat, 23,57
 77063 Screw, Stop (4-40), 11
 78103 Screw (6-40 x 1-3/16), 31
 78287 Collar, Spacing 31
 78533 Spring, 49
 78824 Spring, 43,45,85
 80342 Screw (6-40 x 11/32), 31
 80444 Screw (6-40 x 1/4), 31
 80530 Washer, Flat, 43,45
 80581 Spring, 15,71,75
 80854 Screw (6-40 x 1-7/16), 87
 81731 Spring, 55
 81775 Resistor (8000 ohm), 89
 81836 Washer, Bakelite, 95
 82442 Spring, 75
 82463 Spring, 11,39,41,75
 82516 Spring, Relay Retaining, 89
 82870 Resistor (6300 ohm), 93
 84575 Spring, 57,75
 85816 Wick, Felt, 57
 85935 Post, Spring, 55
 85957 Washer, Flat, 7
 86079 Washer, Felt, 17,53
 86283 Spring, 11
 86720 Post, Spring, 11
 86742 Nut (4-40), 15
 86835 Spring, 1,47,53
 87334 Washer, Insulating, 21
 89096 Washer, Felt, 57,63
 89897 Nut (10-32), 55
 90260 Spring, 11,75
 90361 Washer, Felt, 67,69
 90490 Shim, 75
 90504 Washer, Felt, 57
 90517 Spring, 43,45,85
 90573 Spring, 17
 90599 Shim, 35
 90679 Washer, Felt, 11,51,75
 90789 Washer, Flat, 33,87,89,91,93
 90791 Washer, Lock, 11,17,67
 90819 Washer, Felt, 61
 90951 Washer, Lock, 83
 91721 Screw (10-32 x 3 3/4), 95
 91765 Spacer, 11
 91837 Washer, Fiber, 23
 91904 Washer, Flat, 9,19
 92260 Washer, Lock, 91
 92527 Washer, Lock, 33
 92668 Post, Spring, 11
 92856 Resistor (1500 ohm), 95
 93118 Washer, Lock, 17
 93356 Washer, Felt, 11,35,53,61,65,67,73,75
 93507 Screw (4-40 x 3/4), 43,45
 93729 Wick, Felt, 35
 93758 Washer, Felt, 15,35,61,75
 93879 Oiler, Felt, 75
 95499 Screw, Pilot (6-40), 83
 95827 Bushing, 55
 96717 Screw, Shoulder (4-40), 49
 98712 Screw (4-40 x 7/32), 25
 100743 Clamp, Cable, 23
 101386 Spring, 15
 101796 Washer, Felt, 5,11,35,55,67,75
 102057 Screw, Shoulder (4-40), 1
 102617 Lamp, Fluorescent, 29
 102620 Switch, Starting, 31
 104710 Ball, Bearing, 9
 104807 Washer, Flat, 3
 104827 Bearing, Ball, 7
 105028 Wick, Felt, 53
 106047 Screw (1/4-32 x 1/2), 1
 108199 Wick, Felt, 35,53,61
 108409 Switch, 33
 109631 Spring, 13
 109757 Washer, Felt, 53,55,83
 109762 Washer, Felt, 17
 109839 Spring, 55
 109889 Screw (3-56 x 1/4), 93
 110434 Screw (4-40 x 1/4), 1,3,19,37,49,55,
 57,65,67,71,73,79,81
 110435 Nut (4-40), 3,31,51,67,87
 110436 Spring, 55,83
 110437 Spring, 29
 110743 Washer, Lock, 1,3,5,7,9,11,13,15,17,
 19,25,27,35,37,39,41,43,45,47,49,51,
 53,55,57,59,63,65,67,69,71,73,77,79,
 81,85
 110872 Spring, 55
 111017 Screw (6-40 x 5/16), 1,33,87
 111342 Spring, 11
 111355 Spring, 75
 111343 Clamp, Cable, 9
 111767 Washer, Flat, 11
 111970 Key, 93
 111971 Knob, 93
 112626 Nut, (10-32), 7,11,13,55,59,67,69,81,
 95
 112627 Nut (2-56), 67
 112630 Spring, 7
 112633 Spring, 35
 112634 Spring, 39,41
 114589 Mount, Vibration, 29
 115508 Washer, Extruded, 33
 116783 Holder, Fuse, 33
 118119 Socket, Starter, 31
 118659 Switch, Toggle, 33
 118759 Block, Terminal, 29
 119647 Ring, Retaining, 11
 119648 Ring, Retaining, 3,11,15,17,53
 119649 Ring, Retaining, 11,15,17,39,41,55,
 57,67,75
 119651 Ring, Retaining, 7,11,15,35,39,41,
 53,55,57,67,69,75,77,83
 119652 Ring, Retaining, 7,11,17,35,39,41,
 51,53,55,57,61,67,69,75
 119653 Ring, Retaining, 39,41,53,55,71,75
 120195 Rectifier, Metallic, 91
 120824 Washer, Felt, 13
 121125 Washer, Spring, 87

NUMERICAL INDEX

- 121243 Clamp, Cable, 31,43
 121244 Clamp, Cable, 45,47
 121245 Clamp, Cable, 85
 121246 Clamp, Cable, 33
 122200 End Bell, 23
 122201 Bearing, Ball, 21,23
 122202 Bolt, Clamping, (10-32), 23
 122204 Cap, Brush, 23
 122205 Brush, Electrical Contact, 23
 122206 Holder, Brush, 23
 122208 Washer, Flat, 21,23
 122210 Armature, Motor, 23
 122211 Washer, Pull, 21,23
 122220 Oiler, Ball, 21,23
 122221 Stator, 23
 122229 Bolt, Clamping, 21
 122233 Capacitor, Fixed, 23
 122245 Capacitor, Fixed, 21
 122249 Switch, Thermostatic, 21
 122251 Stator, Motor, 21
 122252 End Bell, 21
 122253 End Bell, 23
 123769 Fan, 21
 125009 Nut (10-32), 23
 125011 Washer, Flat, 3,17,19,21,25,35,43,
 45,49,51,55,57,59,67,69,71,73,77
 125015 Washer, Flat, 31,47,67,69,73,75,77,
 91
 125126 Screw (2-56 x 9/32), 17
 125143 Screw (6-32 x 5/16), 23
 125181 Screw (2-56 x 3/8), 1
 125218 Nut (1/4-32), 29
 125231 Nut (10-32), 29
 125238 Spring, 55
 125268 Spring, 15
 125390 Washer, Flat, 87
 125802 Washer, Flat, 55,71
 128874 Rotor, Motor, 21
 150000 Drum, Clutch, 63,65
 150001 Drum, Clutch, 63
 150003 Cam, 65
 150004 Cam, 63
 150010 Plate, Retainer, 65
 150013 Disk, Adjusting, 13,63,65
 150014 Disk, Adjusting, 63,65
 150016 Washer, Flat, 63
 150026 Lever, Clutch Shoe, 13,63,65
 150027 Lever, Clutch Shoe, 63,65
 150028 Disk, 13,63,65
 150029 Wick, Felt, 13,63,65
 150030 Roller, Bearing, 35
 150032 Disk, 63
 150033 Disk, 65
 150034 Disk, 63
 150035 Disk, 65
 150038 Latch, 35
 150039 Slide, 35
 150040 Screw, (6-40 x 5/8), 35,47,61,63,65,
 67
 150043 Shoe, 13,63,65
 150044 Shoe, 13,63,65
 150045 Bearing, Sleeve, 63,65
 150046 Bearing, 65
 150047 Bearing, Sleeve, 63
 150048 Spring, 49
 150049 Spacer, Clutch, 63
 150050 Spacer, Clutch, 63
 150051 Cam, Eccentric, 63
 150052 Cam, Eccentric, 63
 150053 Bracket, 35
 150054 Bail, 35
 150055 Stud, 51,73
 150056 Arm, 63
 150059 Bail, 35
 150060 Frame, 35
 150061 Head, Print Hammer, 35
 150063 Screw, Shoulder, (6-40), 35
 150064 Stud, 35
 150065 Bracket, Stop, 35
 150068 Arm, 35
 150072 Race, Inner, 67
 150073 Race, Inner, 67
 150075 Latch, 67
 150076 Roller, 67
 150077 Spring, 67,85
 150078 Nut, Shoulder (4-40), 67
 150079 Stud, 67
 150080 Screw, Shoulder (2-56), 67
 150089 Screw, (4-40 x 1/2), 3,47,55
 150091 Gear, Helical Driving, 65
 150097 Bar, Cross, 77
 150098 Bail, Pressure, 77
 150099 Guide, Paper, 77
- Type Pallets
- 150100 (A)
 150101 (B)
 150102 (C)
 150103 (D)
 150104 (E)
 150105 (F)
 150106 (G)
 150107 (H)
 150108 (I)
 150109 (J)
 150110 (K)
 150111 (L) 67
 150112 (M)
 150113 (N)
 150114 (O)
 150115 (P)
 150116 (Q)
 150117 (R)
 150118 (S)
 150119 (T)
 150120 (U)
 150121 (V)
 150122 (W)

NUMERICAL INDEX

Type Pallets				
150123	(X)		150234	Roller, 55
150124	(Y)		150235	Slide, Transfer, 55
150125	(Z)		150237	Lever, Escapement, 57
150126	(1)		150238	Bracket, 35
150127	(2)		150241	Spring, 13,63,65
150128	(3)		150244	Link, 65
150129	(4)		150245	Bracket, 53
150130	(5)		150247	Link, 53
150131	(6)		150251	Wheel, Ratchet, 59
150132	(7)		150255	Bushing, 57
150133	(8)		150263	Bail, 53
150134	(9)		150265	Shaft, 77
150135	(.)		150266	Lever, 77
150136	(,)		150267	Clamp, 77
150137	(")		150269	Roller, Pressure, 77
150138	((150270	Link, 77
150139	(?)		150271	Shaft, 77
150141	()	67	150274	Bracket, Clamp, 77
150142	()		150276	Lever, 77
150143	(-)		150285	Bar, Tie, 37
150144	(\$)		150288	Bracket, 37
150145	(:)		150289	Stud, 37
150146	(!)		150291	Slide, 43,45
150147	(&)		150293	Plate, Retaining, 37
150148	(;)		150296	Fork, 43,45
150149	(/)		150298	Bushing, 43,45
150150	(')		150301	Plate, Retaining, 37
150151	(1/8)		150302	Shim, 37
150152	(1/4)		150304	Bracket, 37
150153	(3/8)		150310	Lever, Ribbon, 39
150154	(1/2)		150311	Lever, Ribbon, 41
150155	(5/8)		150318	Post, 71
150156	(3/4)		150327	Roller, 39,41
150157	(7/8)		150335	Gear, Spur, 39
150159	(#)		150336	Bushing, 39,41,55
			150341	Post, Spring, 81
			150342	Screw, Shoulder, (6-40), 71
150175	Stud, 53		150343	Lever, 39
150184	Link, 55		150344	Lever, 39
150193	Hub, 55		150348	Shaft, 61
150194	Flate, 55		150349	Arm, Follower, 61
150196	Bail, 55		150350	Shaft, 61
150197	Stud, 59		150351	Post, Eccentric, 81
150202	Gear, Spacing Shaft, 55		150352	Bushing, 61
150203	Washer, Retaining, 55		150353	Stud, 81
150204	Cam, Eccentric, 55		150354	Arm, Trip, 61
150206	Sleeve, Spacing, 59		150355	Lever, Latch, 61
150208	Rail, 53		150356	Lever, Trip, 61
150214	Stud, Bearing, 75		150357	Bracket, Bearing, 75
150215	Block, Guide, 53		150358	Lever, Trip, 61
150218	Bushing, 53		150361	Collar, Spacing, 61
150219	Screw (4-40 x 1/2), 57		150363	Plate, Cam, 69
150224	Pulley, 57		150364	Stud, Eccentric, 65
150225	Wire Rope, Draw, 59		150365	Shaft, Rocker, 69
150228	Retainer, 55		150366	Bracket, 69
150229	Piston, Dashpot, 55		150367	Bracket, 67
150230	Plate, 35		150369	Link, 69
150232	Retainer, Felt, 53		150370	Link, 67
150233	Roller, 55		150371	Slide, 43,45

NUMERICAL INDEX

- 150377 Arm, 75
 150380 Stud, 67
 150381 Shim, 67
 150382 Block, Guide, 67,69
 150383 Spacer, 69
 150384 Spacer, 67
 150386 Link, Ribbon Drive, 69
 150387 Link, Ribbon Drive, 67
 150390 Bushing, 67,69
 150391 Spacer, 65
 150392 Bail, 75
 150395 Screw, Shoulder (6-40), 67,69
 150396 Lever, 69
 150397 Lever, 67
 150398 Stud, Pivot, 73
 150399 Shaft, 75
 150401 Clamp, 69
 150410 Stud, 69
 150411 Washer, Flat, 67
 150412 Arm, Follower, 69
 150413 Arm, Follower, 67
 150414 Bushing, 73
 150419 Pin, 73
 150420 Lever, 67
 150423 Stud, Pivot, 73
 150424 Blade, Stripper, 69
 150425 Lever, Lock, 67, 69
 150428 Lever, 69
 150429 Stud, Eccentric, 67,69
 150431 Lever, Trip, 61
 150434 Bail, Transfer, 75
 150436 Bushing, 39,55,77
 150438 Crank, Bell, 55
 150439 Gear, Helical Driven, 65
 150440 Hub, 65
 150441 Gear, Helical Driving, 65
 150444 Lever, 61
 150447 Arm, 51
 150450 Arm, 51
 150451 Link, 51
 150452 Bearing, 51
 150453 Shaft, 51
 150471 Stud, 51
 150475 Bracket, Backstop, 51
 150479 Stud, 49
 150481 Shaft, 51
 150482 Plate, 51
 150507 Spring, 51
 150525 Bracket, 51
 150531 Plate, Clamp, 57
 150535 Spring, 37
 150536 Spring, 55
 150537 Ball, Bearing, 37,55
 150538 Cylinder, Dash Pot, 55
 150543 Screw (3-48 x 9/32), 43,45
 150544 Handle, 43,45
 150545 Bracket, 79
 150546 Bracket, 81
 150547 Shaft, 43,45
 150549 Collar, 65
 150553 Bushing, Bakelite, 43,45,85
 150554 Plate, 57
 150557 Bracket, 75
 150558 Spring, Torsion, 53
 150559 Spring, Torsion, 53
 150561 Arm, 75
 150563 Spring, 51
 150569 Guide, 81
 150571 Plate, Spacing, 43,45,85
 150572 Separator, 43,45,85
 150573 Separator, 43,45,85
 150576 Contact, Electrical, 43,45,85
 150579 Guide, 79
 150585 Bar, Line Feed, 71
 150586 Lever, 71
 150588 Contact, Electrical, 43,45,85
 150598 Track, Printing, 53
 150642 Crank, Bell, 71
 150646 Screw, Shoulder (6-40), 71
 150647 Spacer, Eccentric, 71
 150648 Eccentric, 71
 150649 Washer, Spacing, 71
 150650 Bearing, Eccentric, 71
 150651 Gear, Spur, 71
 150652 Screw (4-40 x 37/64), 71
 150654 Guide, 81
 150656 Wheel, Hand, 71
 150658 Gear, Spur, 71
 150665 Gear, Spur, 65
 150666 Gear, Spur, 71
 150667 Stud, 55
 150668 Collar, Spacing, 55
 150669 Shim, 55
 150670 Shim, 55
 150672 Bearing, 55
 150673 Shaft, 55
 150674 Washer, Lock, 23
 150677 Pawl, Feed, 55
 150678 Pawl, Feed, 55
 150683 Collar, 77
 150685 Shaft, 77
 150687 Post, 49
 150689 Block, Guide, 43,45
 150691 Link, 57
 150692 Link, 57
 150693 Stud, 55
 150694 Slide, 55
 150701 Motor, Series, 23
 150705 Bushing, 57
 150709 Spacer, 57
 150710 Screw (6-40 x 1 1/4), 57
 150711 Washer, Flat, 55
 150712 Wire Rope, Draw, 59
 150714 Bushing, 71
 150715 Gear, Spur, 71
 150718 Platen, 71
 150719 Retainer, 71
 150720 Retainer, 71

NUMERICAL INDEX

150721 Arm, 57
 150722 Arm, 57
 150726 Link, 57
 150727 Link, 57
 150728 Rail, 57
 150731 Slide, 55
 150732 Slide, 55
 150733 Slide, 55
 150738 Guide, 55
 150740 Plate, 53
 150746 Bushing, 55
 150748 Stud, 53
 150750 Plate, 57
 150751 Block, Guide, 57
 150752 Stud, 53
 150753 Roller, 53
 150754 Roller, 53
 150755 Stud, 53
 150757 Arm, 53
 150758 Pulley, 53
 150770 Crank, Bell, 55
 150771 Crank, Bell, 55
 150776 Lever, Lock, 53
 150777 Bail, 53
 150781 Stud, 75
 150792 Bail, 75
 150796 Disk, 59
 150798 Wheel, Ratchet, 59
 150800 Stud, 57
 150803 Spring, 77
 150804 Paper, Finger, 77
 150805 Shim, 57
 150806 Plate, 57
 150807 Retainer, Felt, 57
 150809 Gear, Spur, 71
 150811 Stud, 67
 150815 Bushing, 77
 150816 Lever, 77
 150821 Spacer, 41
 150824 Track, 67
 150826 Finger, Paper, 77
 150827 Drum, Spring, 59
 150830 Ring, Spacing, 63,65
 150831 Ring, Retaining, 63,65
 150832 Key, 63,65
 150838 Ring, Retaining, 59
 150840 Bracket, Guide, 77
 150841 Bearing, 63,65
 150843 Plate, Hook, 59
 150849 Washer, Insulating, 25
 150850 Plate, Insulating, 25
 150853 Backstop, Eccentric, 25
 150856 Arm, Contact, 25
 150857 Clamp, 25
 150858 Bracket, Contact, 25
 150859 Bracket, 25
 150865 Screw, Adjusting, (4-40), 25
 150866 Clamp, 25
 150868 Bushing, Insulating, 25
 150869 Spring, 25
 150872 Post, 25
 150873 Collar, Spacing, 23
 150877 Bracket, Guide, 25
 150879 Cover, Governor, 25
 150880 Spring, Brush, 23
 150881 Spring, Brush, 23
 150882 Brush, 23
 150884 Mounting, Brush, 23
 150885 Plate, Brush, 23
 150886 Plate, Clamp, 23
 150889 Lever, Trip, 61
 150891 Block, 67
 150894 Bar, 75
 150895 Arm, 61
 150900 Bail, Detent, 81
 150902 Lever, 81
 150903 Block, 73
 150904 Block, 73
 150907 Spindle, Paper, 73
 150909 Screw, Shoulder (6-40), 57
 150911 Bushing, Shoulder, 71
 150912 Stud, 71
 150913 Bail, 75
 150915 Stripper, 75
 150919 Arm, 75
 150923 Washer, Felt, 35,53,61
 150926 Washer, Felt, 57
 150927 Retainer, Felt, 57
 150929 Retainer, Felt, 57
 150930 Washer, Felt, 73,75
 150931 Spacer, 63
 150932 Bushing, Shoulder, 39,41
 150934 Cam, 39
 150937 Lever, 39
 150953 Slide, 57
 150961 Eccentric, Detent, 81
 150963 Plate, 43,45,85
 150966 Insulator, 1
 150969 Spring, Torsion, 81
 150970 Bearing, 65
 150971 Cable, 43
 150973 Pallet, Dummy, 67,85
 150975 Cup, Dashpot, 55
 150976 Bracket, Motor, 21,23
 150978 Screw (6-40 x 1 1/8), 51
 150979 Capacitor (1000 volts), 23,27
 150980 Plate, 23
 150987 Collar, 55
 150990 Washer, Felt, 51
 150992 Stud, 77
 150995 Bushing, 23
 150997 Fan, 25
 150998 Disk, Spacing, 71
 151008 Lever, Latch, 3
 151013 Bail, Space Bar, 9
 151014 Link, Space Code, 9
 151016 Bearing, Roller, 11
 151018 Stud, 11
 151023 Guide, Code Bar, 3

NUMERICAL INDEX

- 151025 Lever, Detent, 15
 151026 Toggle, Detent, 15
 151030 Shaft, Code Lever, 3
 151032 Crank, Bell, 3
 151036 Screw, Shoulder (4-40), 3,9
 151037 Lever, Flutter, 15
 151038 Plate, Guide, 11
 151039 Stud, 11
 151041 Screw, Pilot (4-40), 11
 151043 Plate, 3
 151045 Bar, Space, 9
 151051 Lever, Intermediate, 15
 151052 Lever, Selector, 17
 151053 Lever, Transfer, 17
 151054 Stud, 11
 151055 Post, 17
 151056 Stud, 15
 151057 Screw, Pilot (1/4-32), 11
 151059 Stud, 15
 151062 Stud, 17
 151063 Washer, Spacing, 13
 151064 Plate, Rear, 13
 151065 Bail, Locking, 17
 151066 Bail, Rocker, 11
 151067 Bail, Code Bar, 11
 151068 Follower, Eccentric, 13
 151076 Wedge, Locking, 9
 151080 Washer, Spacing, 9
 151081 Retainer, Wedge, 9
 151082 Screw, Pilot (4-40), 5
 151084 Bar, Clutch Trip, 3
- Code Bars
- | | | | |
|--------|------|---|---|
| 151085 | (#5) | } | 3 |
| 151086 | (#4) | | |
| 151087 | (#3) | | |
| 151088 | (#2) | | |
| 151089 | (#1) | | |
- 151090 Screw, Pilot (6-40), 3
 151091 Plate, 3
 151092 Frame, Code Bar, 3
 151096 Frame, Signal Generator, 11
 151097 Shaft, 17
 151098 Stud, 15
 151099 Extension, Rocker, 11
 151101 Guide, Code Bar, 3
 151102 Pawl, 5
 151103 Spring, 49
 151104 Clip, 3
 151105 Lever Extension, Space Code, 9
 151106 Plate, 11
 151112 Shaft, 7
 151113 Strip, 1
 151115 Plunger, Lock, 7
 151116 Stud, Locating, 1
 151118 Plate, Spacing, 1
 151130 Pinion, Motor, 7
 151131 Gear, Intermediate Driven, 7
 151132 Pinion, Motor, 7
 151132 Gear, Intermediate Driven, 7
 151134 Pinion, Motor, 7
 151135 Gear, Intermediate Driven, 7
 151140 Plate, 15
 151145 Screw, Shoulder (2-56), 15
 151146 Strap, Mounting, 1
 151151 Cam, 13
 151152 Screw (4-40 x 3/16), 3,11,15,17,25,27,35,51,57
 151154 Sleeve, Gear, 13
 151157 Shaft, 13
 151158 Guide, Selector Lever, 17
 151159 Bracket, 7
 151161 Shaft, 17
 151167 Bracket, Non-Repeat, 3
 151169 Screw, Adjusting (4-40), 17
 151170 Contact Assembly, 17
 151171 Toggle, 17
 151173 Screw, Contact (4-40), 17
 151176 Base, 17
 151177 Terminal, 17
 151178 Bracket, Adjusting, 17
 151179 Terminal, 17
 151180 Link, Toggle, 17
 151182 Washer, Insulating, 17
 151183 Insulator, 17
 151184 Extension, Toggle, 17
 151185 Guide, 17
 151188 Guide, Transfer Lever, 17
 151189 Bail, Clutch Trip, 11
 151190 Lever, Oscillating, 15
 151191 Bracket, 3
 151193 Bumper, 3
 151205 Plate, 15
 151207 Stud, 11
 151211 Lever, Stop, 11
 151213 Stud, Eccentric, 11
 151215 Shaft, 11
 151216 Detent, 11
 151217 Roller, 11
 151218 Rod, Break, 15
 151219 Plate, 7
 151222 Washer, Felt, 15,51,73
 151223 Screw, Shoulder (4-40), 9
 151224 Screw, Pilot (6-40), 9
 151225 Washer, Felt, 11
 151226 Strip, 9
 151227 Bracket, Space Bar, 9
 151228 Bracket with Bearing, 7
 151234 Ratchet, 83
 151235 Ratchet, 83
 151236 Hub, 83
 151237 Spring, 83
 151239 Pawl, Contact, 83
 151240 Pawl, Latch, 83
 151241 Lever, Latching, 83
 151243 Pawl, 83
 151245 Washer, Felt, 7

NUMERICAL INDEX

- 151246 Washer, Spacing, 7
 151249 Keytop (LOC LF), 19
 151250 Keytop (LOC CR), 19
- Key Levers
- 151286 (LOC LF)
 151287 (LOC CR)
 151288 (KBD UNLK)
 151289 (KBD LOCK)
 151290 (BREAK)
 151291 (REPT)
 151292 (1 Q)
 151293 (2 W)
 151294 (3 E)
 151295 (4 R)
 151296 (5 T)
 151297 (6 Y)
 151298 (7 U)
 151299 (8 I)
 151300 (9 O)
 151302 (- A)
 151303 (BELL S)
 151304 (\$ D)
 151305 (! F)
 151306 (& G)
 151308 (' J)
 151309 ((K)
 151310 () L)
 151311 (CAR RET)
 151312 (FIGS)
 151313 (" Z)
 151314 (/ X)
 151315 (: C)
 151316 (; V)
 151317 (? B)
 151318 (, N)
 151319 (. M)
 151320 (LTRS)
 151321 (LINE FEED)
 151322
- 151325 Cover, 9
 151326 Plate, Sealing, 9
 151329 Switch, Sensitive, 1,83
 151333 Oiler, Felt, 13
 151335 Stud, 1,29
 151338 Collar, Spacing, 9,19
 151341 Lever, Contact, 1
 151342 Bracket, 1
 151346 Screw (6-40 x 3/8), 1,3,9,21,23,33,41,59,65,71,73
 151348 Cable, 1
 151350 Screw, Shoulder (4-40), 3
 151352 Spring, Flat, 7
 151353 Cover, Label, 9
 151354 Screw (2-56 x 3/16), 9
 151355 Bar, Lock, 3
 151358 Box, Contact, 17
 151359 Cover, Contact Box, 17
- 151362 Wick, Felt, 3
 151365 Terminal, 1
 151367 Plate, 3
 151369 Suppressor, Electrical Noise, 1
 151395 Spring, 15
 151397 Spring, 17
 151398 Spring, 17
 151399 Bracket, Guard, 1
 151401 Base, 87
 151402 Core, 87
 151403 Frame, 87
 151406 Insulator, Plate, 87
 151407 Collar, Spacing, 87
 151408 Lever, 87
 151409 Armature, 87
 151410 Clip, Retainer, 87
 151411 Block, Terminal, 33,87
 151412 Insulator, 33,87
 151414 Switch, Sensitive, 87
 151415 Block, Insulating, 1
 151416 Nut (6-40), 1,33,87
 151417 Cable, 87
 151418 Fuse (125v 10 amp), 33
 151420 Container, Electrical Service Unit, 33
 151421 Plate, 33
 151422 Receptacle, Convenience, 33
 151423 Plate, 33
 151426 Plate, Cover, 33
 151427 Plate, Clamp, 33,87,89,91,93
 151432 Armature, 87
 151435 Insulator, 29
 151436 Cover, 29
 151437 Stud, 33
 151439 Resistor, Fixed (250 ohm), 87
 151440 Stud, 87
 151441 Plate, Blank, 33
 151504 Gasket, Small, 29
 151505 Gasket, Large, 29
 151510 Window, Plastic, 29
 151519 Arm, Latch, 29
 151521 Stud, 29
 151526 Screw, Thumb (10-32), 31
 151529 Plate, Ballast, 31
 151531 Plate, Starter, 31
 151533 Pad, Base, 31
 151534 Screw, Shoulder (10-32), 29
 151535 Cable Assembly, End of Line, 31
 151538 Spring, Torsion, 29
 151541 Shaft, 31
 151544 Shield, Light, 29
 151549 Screw (1/4-32 x 7/16), 29
 151550 Cable Assembly, 31
 151555 Foot, Mounting, 29
 151556 Knob, 31
 151557 Lens, Indicator Light, 29
 151558 Nut, Speed, 29
 151559 Spring, 31
 151562 Lamp, Incandescent, 31
 151564 Bracket, 31

NUMERICAL INDEX

- 151565 Bushing, Shoulder, 31
 151567 Armature, 31
 151572 Washer, Lock, 29
 151602 Plate, 67,69
 151603 Collar, Spacing, 47,67
 151604 Block, Guide, 67,69
 151606 Screw (10-32 x 1/4), 55,73
 151607 Retainer, Spring, 47
 151610 Washer, Flat, 35
 151611 Bushing, 35,81
 151612 Collar, Spacing, 35
 151618 Screw (6-40 x 7/16), 7,19,37,59
 151619 Bushing, 59
 151620 Strap, Mounting, 21,23
 151621 Screw, (6-32 x 3/4), 21,23
 151622 Nut, (6-32), 21,23
 151625 Strip, 53
 151627 Rod, 73
 151629 Nut (6-40), 51,61
 151630 Screw (6-40 x 1/4), 23,27,37,41,49,
 51,55,63,65,75,81,87
 151631 Screw (6-40 x 5/16), 7,51
 151632 Screw (6-40 x 3/8), 57
 151633 Bearing, Ball, 63,69
 151637 Screw (4-40 x 1/4), 3,9,19,21,25,39,
 41,43,45,55,59,61,67,69,71
 151640 Lever, Clutch, Shoe, 63
 151642 Screw (6-40 x 3/4), 11,23,63,65,73
 151644 Spring, 67,69
 151657 Screw (6-40 x 1/4), 1,3,5,9,19,23,33,
 37,39,41,43,45,49,51,53,55,57,67,71,
 75,77,79,81,83
 151658 Screw (6-40 x 5/16), 1,3,9,13,19,23,
 31,33,39,47,51,53,55,59,67,69,77
 151659 Screw (6-40 x 1/2), 9,19,25,39,69
 151661 Screw (6-40 x 1), 23,25,55
 151667 Roller, 51
 151668 Roller, 51
 151669 Stud, 51
 151670 Bracket, 51
 151676 Shim, 51
 151678 Screw, Pilot (1/4-32), 1
 151685 Screw (4-40 x 5/16), 17,31,43,45,55,
 59,65,67,69,73
 151686 Screw (4-40 x 3/8), 21,43,45,47,55,57,
 67,77,85
 151687 Screw (4-40 x 7/16), 43,45,85
 151688 Screw (4-40 x 5/8), 3,47,63,65
 151689 Screw (4-40 x 3/4), 77
 151692 Screw (6-40 x 3/16), 1,7,9,11,21,33,
 41,43,45,47,49,55,57,73,75,77
 151693 Screw (6-40 x 9/16), 39,65,73
 151698 Spring, 57
 151700 Screw, Shoulder, (6-40), 53
 151701 Spring, Torsion, 49
 151702 Nut (4-40), 43,45
 151703 Pin, 77
 151709 Arm, 35
 151712 Button, Pivot, 7
 151713 Spring, Torque, 75
 151714 Spring, 49
 151715 Spring, 47
 151718 Socket, Lamp, 29
 151721 Screw (6-40 x 3/4), 51
 151722 Screw (6-40 x 3/16), 57
 151723 Screw (10-32 x 3/8), 7
 151724 Screw (10-32 x 5/8), 7
 151725 Screw (10-32 x 3/4), 7
 151728 Spring, 13,63,65
 151731 Screw (4-40 x 7/8), 17,71
 151736 Spring, 63,65
 151737 Screw (4-40 x 11/64), 13,63,65
 151738RA Screw (4-40 x 3/16), 67
 151738RB Screw (4-40 x 3/16), 67
 151738RC Screw (4-40 x 3/16), 67
 151738RD Screw (4-40 x 3/16), 67
 151738RG Screw (4-40 x 3/16), 67
 151738RH Screw (4-40 x 3/16), 67
 151739AC Screw (6-40 x 3/16), 43
 151739AD Screw (6-40 x 3/16), 43
 151739AE Screw (6-40 x 3/16), 43
 151739AF Screw (6-40 x 3/16), 45
 151794 Washer, Special, 65
 151795 Motor, Synchronous, 21
 151797 Cable, 85
 151801 Bushing, Clamp, 33
 151808 Relay, 33
 151813 Cover, 33
 151814 Bracket, 33
 151818 Jumper, 89
 151820 Spring, 17
 151825 Cable, 91
 151826 Cable, 89
 151830 Bar, Upstop, 3
 151831 Link, 11
 151832 Screw, Shoulder (6-40), 17
 151833 Frame, Front, 9
 151834 Plate, Keytop Guide, 9
 151835 Lever, Latch, 11
 151836 Bushing, 11
 151837 Stud, 11
 151838 Lever, 11
 151840 Bail, 3
 151841 Channel, Ball, 9
 151842 Retainer, Ball, 9
 151843 Screw, Adjusting (6-40), 9
 151844 Screw, Stop (4-40), 9
 151845 Lever, 3
 151846 Post, Spring, 11
 151848 Lock, 9
 151849 Guide, Code Lever, 5
 151851 Lever, Code Bar, 5
 151852 Lever, Space Code, 5
 151853 Lever, Function, 5
 151854 Lever, Function, 5
 151855 Lever, Function, 5
 151856 Bracket, 7
 151857 Bail, 7

NUMERICAL INDEX

- 151858 Bail, 7
- 151859 Link, 7
- 151861 Bail, 7
- 151862 Bracket, 7
- 151863 Shaft, 7
- 151864 Bracket, 19
- 151866 Guide, Keylever, 19
- 151867 Bracket, 19
- 151868 Lever, 19
- 151869 Keylever, 19
- 151870 Cover, 19
- 151877 Cover, Label, 19
- 151878 Cable, 19
- 151879 Stud, 83
- 151884 Bracket, 83
- 151885 Plate, Nut, 83
- 151886 Stud, 83
- 151889 Extension, 3
- 151893 Plate, 7
- 151894 Gear, Helical, 7
- 151895 Bushing, Eccentric, 7
- 151896 Shaft, 7
- 151897 Lever, 7
- 151898 Spring, 7
- 151899 Nut, Shoulder (2-56), 15

Key Levers

- 151901 (O P)
- 151902 (1/4 F)
- 151903 (STOP H), 85
- 151904 (, J)
- 151905 (1/2 K)
- 151906 (3/4 L)
- 151907 (1/8 C)
- 151908 (3/8 V)
- 151909 (5/8 B)
- 151910 (7/8 N)

- 151913 Plate, Mounting, 91
- 151914 Capacitor, 91
- 151916 Transformer, 91
- 151920 Plate, Mounting, 21
- 151922 Clamp, 21
- 151923 Relay, 21
- 151924 Insulator, 21
- 151925 Clamp, 21
- 151926 Nut (4-40), 21
- 151927 Cable, 21
- 151930 Box Assembly, Type, 67
- 151931 Box Assembly, Type, 67
- 151937 Box Assembly, Type, 67

Type Pallets

- 151941 (←)
- 151942 (→)
- 151943 (↑)
- 151944 (↓)
- 151945 (↘)
- 151946 (↙)

- 151947 (↖)
- 151948 (↗)
- 151949 (+)
- 151950 (○) 67
- 151951 (⊕)
- 151952 (⊗)
- 151953 (⊕)
- 151955 Guide, Cable, 29
- 151956 Guide, Cable, 29
- 151996 Cable, 95

Keylevers

- 152001 (↑ A)
- 152002 (⊕ B)
- 152003 (○ C)
- 152004 (↘ D)
- 152005 (← F)
- 152006 (↖ G)
- 152007 (↗ H)
- 152008 (↑ H)
- 152009 (# H)
- 152010 (↘ J)
- 152011 (← K)
- 152012 (↖ L)
- 152013 (⊕ N)
- 152014 (⊕ V)
- 152015 (+ Z)
- 152016 (-)

- 152019 (STOP M), 85
- 152034 Bracket, Resistor, 27
- 152035 Plug, 27
- 152037 Cover, 27
- 152039 Container, 27
- 152040 Lid, 27
- 152044 Cover, 27
- 152045 Guard, 95
- 152046 Bracket, Motor, 27
- 152054 Resistor (250 ohm), 23,27
- 152055 Suppressor, Electrical Noise, 27
- 152058 Separator, 27
- 152059 Cable, 27
- 152067 Nipple, 27
- 152078 Spring, Separator, 27
- 152108 Plate, Relay, 89
- 152109 Filter, 89
- 152110 Bracket, 89
- 152121 Lever, 45
- 152122 Screw, Shoulder (4-40), 7
- 152124 Spacer, 89
- 152127 Clip, 45
- 152129 Spring, 35

Key Levers

- 152130 (# F)
- 152131 (' S)
- 152132 (BELL J)

- 152250 Stud, Eccentric, 3

NUMERICAL INDEX

- 152400 Plate, 49
 152401 Guide, 49
 152402 Guide, 49
 152403 Bracket, 49
 152404 Bracket, 49
 152405 Lever, 49
 152406 Bracket, 49
 152407 Lever, Lock, 49
 152408 Lever, Start, 49
 152409 Lever, Selector, 49
 152410 Bail, Reset, 49
 152411 Lever, Push, 49
 152412 Link, 49
 152413 Bracket, 47
 152415 Stud, 47
 152420 Lamination, 47
 152421 Bracket, 47
 152422 Armature, 47
 152423 Bracket, 47
 152424 Plate, Stop, 47
 152425 Post, Spring, 47
 152426 Nut, Adjusting (6-40), 47
 152427 Lever, Latch, 49
 152429 Rack, Sector, 49
 152432 Arm, Stop, 49
 152434 Plate, 49
 152435 Stud, 49
 152436 Knob, 49
 152437 Spacer, 49
 152438 Bail, 49
 152439 Shaft, 49
 152440 Bushing, 49
 152441 Washer, Flat, 49
 152445 Spring, 49
 152447 Shaft, 63
 152450 Cam, Selector, 63
 152454 Collar, 63
 152455 Clamp, 63
 152456 Holder, Wick, 51
 152457 Wick, Felt, 51
 152458 Shield, 47
 152459 Bracket, 23
 152460 Bracket, 1
 152461 Bracket, 47
 152462 Latch, Right, 1,47
 152463 Latch, Left, 1,47
 152464 Insulator, 1,47
 152465 Plug, 33
 152466 Plug, 33
 152467 Connector, 1,47
 152468 Cable, 47
 152493 Lever, Latch, 11
 152495 Bushing, 25
 152501 Guide, Ribbon, 67
 152502 Plate, 67
 152503 Link, 67
 152505 Stud, 57
 152507 Roller, Detent, 57
 152508 Bracket, 57
 152509 Bracket, 57
 152510 Lever, Detent, 57
 152511 Guide, 57
 152514 Bail, 75
 152515 Lever, Space Trip, 75
 152516 Slide, 75
 152517 Arm, Trip Lever, 61
 152518 Bail, 75
 152521 Slide, 57
 152522 Lever, 55
 152523 Spring, 39,41
 152524 Bracket, 39,41
 152525 Hub, 39,41
 152526 Plate, Right, 41
 152527 Plate, Left, 39
 152528 Ratchet, Ribbon, 39
 152529 Ratchet, Ribbon, 41
 152536 Bail, 53
 152537 Clamp, 65
 152538 Plate, Front, 55
 152539 Guide, 77
 152540 Bracket, 55
 152541 Arm, 69
 152542 Arm, 67
 152543 Link, 73
 152545 Lever, 75
 152546 Bracket, 51
 152547 Shaft, 43,45
 152548 Bar, 37
 152549 Bar, Code (1,2 & Common), 37
 152550 Clamp, 69
 152551 Bar, Code (4 & 5), 37
 152552 Bar, Code (3), 37
 152553 Bar, Code (shift and unshift), 37
 152554 Bar, Code (Automatic L.F. & C.R.), 37
 152555 Shaft, 73
 152559 Plate, Type Box Front, 67
 152560 Plate, Type Box Rear, 67
 152563 Bracket, 75
 152569 Link, Drive, 53
 152570 Link, Drive, 53
 152571 Spacer, 39
 152572 Bracket, 37
 152573 Retainer, 63
 152574 Plate, 37
 152575 Bracket, 37
 152576 Bracket, 37
 152579 Track, 57
 152580 Frame, Right, 79
 152581 Frame, Left, 81
 152582 Shaft, 39
 152583 Bearing, Sleeve, 51
 152584 Lever, 51
 152585 Lever, 51
 152586 Bracket, 55
 152587 Drum, Spacing, 59
 152588 Arm, 59
 152589 Clamp, 69
 152590 Lever, Cutout, 59

NUMERICAL INDEX

152591 Arm, Automatic C.R. & L.F., 59
 152592 Guide, 57
 152593 Housing, Bearing, 67
 152595 Slide, 57
 152596 Slide, Shift, 55
 152597 Bail, 55
 152598 Stud, Bearing, 53
 152599 Stud, Bearing, 53
 152626 Bracket, 43,45
 152627 Bracket, 43,45
 152629 Washer, Friction, 39,41
 152630 Shaft, 39,41
 152633 Plate, Mounting, 43,45,85
 152634 Washer, Flat, 55

Transfer Levers

152635 (1)
 152636 (2)
 152637 (3)
 152638 (4) 51
 152639 (5)
 152640 (C)

152641 Lever, 43,45,85
 152642 Lever, 43,45
 152643 Guide, 43,45
 152644 Bracket, 39
 152646 Lever, Reversing, 39
 152647 Lever, Reversing, 41
 152648 Stud, 41
 152651 Plate, Spring Guide, 43,45
 152652 Bar, Guide, 43,45
 152653 Pawl, 43,45,85
 152654 Plate, Guide, 43,45,
 152655 Plate, Adjusting, 43,45
 152656 Stud, 43,45
 152657 Latch, 43,45
 152658 Plate, 43,45
 152659 Lever, 43
 152660 Plate, Spring, 43,45,85
 152662 Shaft, 51
 152663 Guide, 51

Function Bars

152665 (L.F.)
 152666 (F.I.C.)
 152667 (C.R.)
 152668 (L.F.) 43,45
 152669 (B.L.)
 152670 (S.P.)
 152671 (C.R. L.F.)
 152672 (U.C. S)
 152673 (U.C. H), 45,85
 152674 (U.C. M), 85
 152675 (L.C. B.L.), 43,45
 152693 (U.C. B.L.), 45
 152694 (U.C. J), 43

152708 Lever, 75

152711 Bracket, 75
 152715 Blade, 73
 152716 Bail, 73
 152717 Arm, 63
 152721 Bar, Code (Suppression), 37
 152723 Spring, 77
 152724 Spring, 53
 152725 Spring, 77
 152726 Bushing, 61
 152742 Box Assembly, Type, 67
 152745 Bracket, Test Key, 93
 152746 Cable, 93
 152750 Cable Assembly, 33
 152752 Box Assembly, Type, 67
 152755 Strap, Terminal, 33
 152760 Stud, 33
 152761 Stud, 33,87
 152763 Strap, 93
 152814 Stud, 15
 152815 Lever, Break, 15
 152818 Lever, Detent, 39
 152819 Lever, Detent, 41
 152820 Lever, Feed, 39
 152821 Lever, Feed, 41
 152823 Bracket, 39
 152824 Bracket, 41
 152826 Pin, Detent, 39,41
 152827 Bracket, Spool, 39
 152828 Bracket, Spool, 41
 152831 Clip, 79,81
 152832 Shaft, 77
 152834 Spring, Torsion, 39,41
 152839 Spring, 3
 152871 Spring, 71
 152873 Latch, 3
 152874 Shaft, Latch, 3
 152875 Spacer, 3
 152876 Bracket, 3
 152877 Bail, 3
 152878 Bracket, Code Bar Stop, 3
 152881 Box Assembly, Type, 67
 152886 Plate, Screw Lock, 65
 152887 Screw (4-40 x 1/2), 63,65
 152888 Screw (4-40 x 7/16), 63
 152889 Plate, Retainer, 43,45
 152890 Washer, Flat, 55
 152891 Spring, 49
 152894 Bracket, Stop, 15
 152895 Guard, Insulator, 49
 152896 Cable, 45
 152897 Guide, Bail Lever, 49
 153019 Tray, Copyholder, 31
 153020 Guide, Line, 31
 153021 Spring, 31
 153022 Bushing, 31
 153023 Handle, 31
 153024 Shaft, 31
 153026 Post, Lower, 31
 153027 Post, Upper, 31

NUMERICAL INDEX

153030 Mount, Vibration, 21,23
153031 Bushing, Lead, 23
153043 Window, Laminated Glass, 29
153049 Washer, Fiber, 21
153101 Grommet, 23
153102 Screw, Set, 23
153103 Screw, Name Plate, 23
153114 Wire Assembly, 23