

Bulletin 1095B supersedes
all issues of 1041B, 1095B,
1109B, 1119B and 1125B

BULLETIN 1095B

PARTS
MODELS 14 AND 20
TRANSMITTER DISTRIBUTORS (XD)
AND
MODEL 14 DISTRIBUTOR (ED)

TELETYPE[®]

CORPORATION

SUBSIDIARY OF *Western Electric Company* INC.

BERKEXE, ILLINOIS, U. S. A.

Bulletin 1095B supersedes
all issues of 1041B, 1095B,
1109B, 1119B and 1125B

BULLETIN 1095B

PARTS
MODELS 14 AND 20
TRANSMITTER DISTRIBUTORS (XD)
AND
MODEL 14 DISTRIBUTOR (ED)

TELETYPE[®]

CORPORATION

SUBSIDIARY OF *Western Electric Company* INC.

SKOKIE, ILLINOIS, U. S. A.

LIST OF EFFECTIVE PAGES

JULY, 1962

(Supersedes January, 1958 Issue)

PAGE NUMBER	CHANGE IN EFFECT	PAGE NUMBER	CHANGE IN EFFECT
A, B, & C	CHANGE 1	33A	CHANGE 1
1	CHANGE 1	33B	CHANGE 1
1A	CHANGE 1	33C	CHANGE 1
1B	CHANGE 1	33D	CHANGE 1
2 through 24	CHANGE 1	33E	CHANGE 1
25	ORIGINAL	33F	CHANGE 1
26 through 32	CHANGE 1	34 through 52	CHANGE 1
33	ORIGINAL		

The above list indicates the effective pages as of the date of issue. Upon receipt of change pages, insert them numerically and discard any superseded pages.

TABLE OF CONTENTS

DESCRIPTION	PAGE	DESCRIPTION	PAGE
Base	1, 1A, 1B	Mounting Plate Assembly	8
Main Shaft	1B, 2	Contact Lever Bail	9
Distributor Disks	3	Gear Guards	9
Main Shaft Bracket	4	Top Plate Mechanism	9, 10
Tape Stop Mechanism	4, 8	Contact Lever Assemblies	9, 10
Distributor Brushes	4	Operating Cam	10, 11
Start Magnet Assemblies	4, 14	Top-Out Contact Assembly	10
Feed Lever Assembly	5, 11	Automatic Switching Features	11, 12, 13
Contact Bridge Assemblies	5	Cord Assemblies	13
Terminal Block Assemblies	5	Covers and Panels	15
Slip Connection Strip	5	Motors and Gears	16, 17, 18
Transmitter Brackets and Associated Parts	6	14F, 14G, 14M, 14P, 14AT and 14AW Transmitter Distributors	20, 21, 22
Operating Lever Assembly	6	14T, 14U, and 14AY Distributors	23
Filter Assemblies	6, 7, 13, 14	Variable Features	25 Through 38
Resistors	7, 18	Notes of Explanation	38 Through 41
Governor Circuit Capacitors	7, 18		
Stop Arm Contact Assembly	7	Numerical Index	42 Through 52

APPARATUS COVERED

MOTOR ARRANGEMENTS:

AA, AB, AC, AD, AE, AF, AG, AH, AJ, AK, AM, AN, AP, AQ, AR, AT, AW, AX, BB, BS, BT, BX, BZ, CA, CD, CQ, CS, CT, DD, DJ, DR, DU, EX, EY, EZ, FH, FM, FP, FR, FS, FW, FZ, GE, GF, GL, GM, GV, GW, GZ, HJ, HP, HQ, HR, HS, HY, JD, JS, JT, KG, KH, KL, KP, KT, KV, KW, KX, LL, LM, LP, LS, LU, LV, LW, LX, LY, LZ, MA, MB, MC, MD, ME, MF, MG, MK, MM, MN, MP, MR, MS, MV, MW, NG, NH.

TRANSMITTER DISTRIBUTORS:

XD18, 21, 22, 23, 24, 30, 32, 33, 34, 39, 45, 48, 50, 51, 52, 53, 54, 55, 56, 57, 58, 59, 60, 61, 62, 64, 65, 66, 67, 68, 69, 70, 71, 72, 73, 74, 75, 76, 77, 78, 79, 80, 81, 82, 83, 84, 86, 87, 88, 89, 90, 91, 92, 93, 94, 95, 96, 97, 98, 99, 100, 101, 102, 103, 104, 105, 106, 107, 108, 109, 200** thru 214**, 216** thru 219**, 221** thru 238**, 240**, 242**, 243**, 244**, 246** and 247**.

TRANSMITTER DISTRIBUTOR TEST SETS:

XD66, ED38, ED30 and ED53.

TELETYPE AND BELL SYSTEM CODE REFERENCE CHART

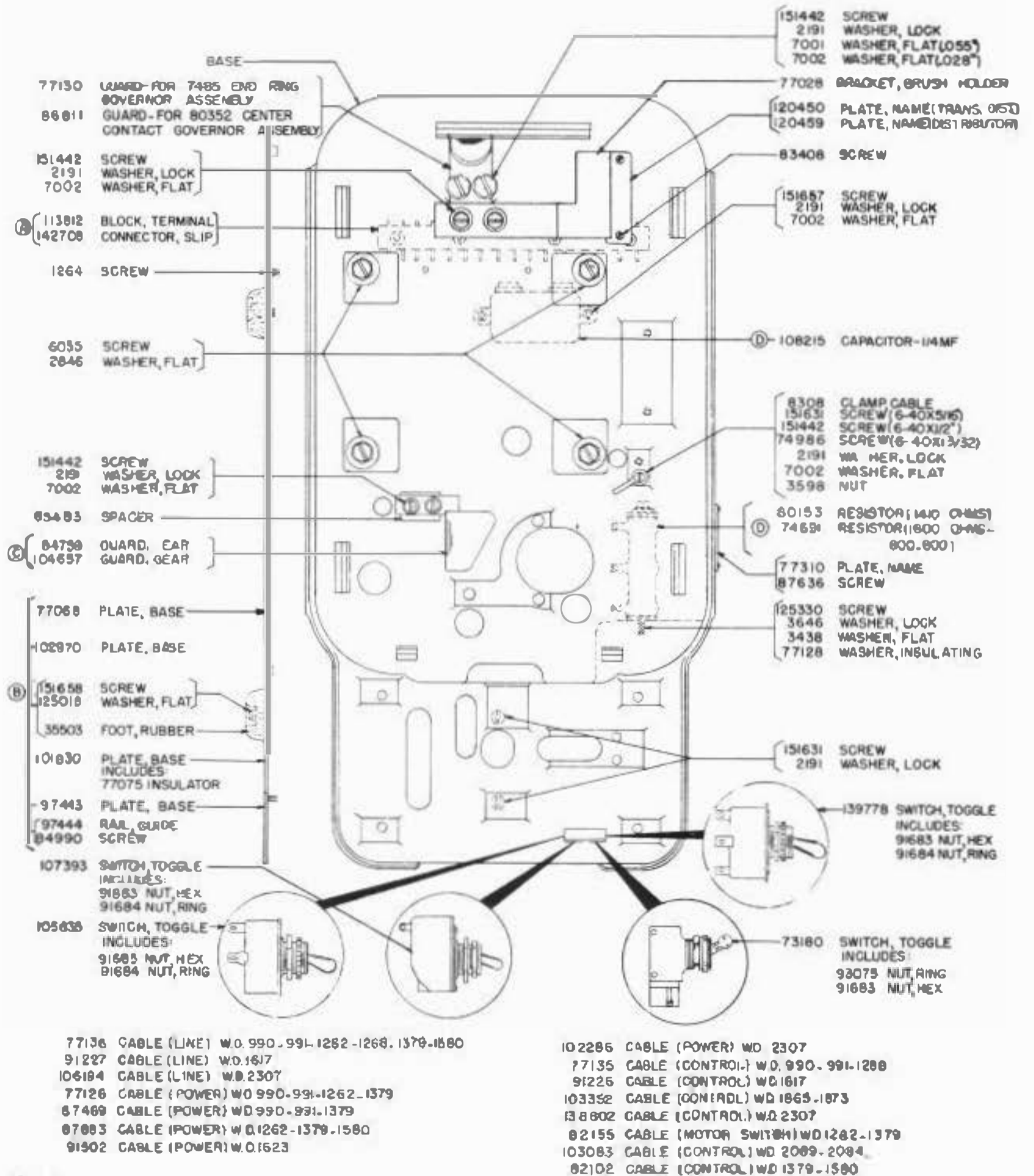
TRANSMITTER DISTRIBUTOR (5 UNIT)	
BELL SYSTEM CODE	TELETYPE CODE
14A**	XD206**/AJ
14B**	XD205**/AK
14 **	XD206**/AA
14D**	XD206**/AB
14R	XD69DJ
14S	XD70DJ
14W**	XD203**/DJ
14W** -A	XD232**/DJ
14AA**	XD219**/EZ
14AB**	XD219**/EY
14AB(M)	XD95GW
14A●**	XD219**/EX
14AE**	XD 06**/DJ
14AE** -A	XD233**/●J
14AF**	XD205**/HR
14AG	XD88FW
14AH	XD88FZ
14AJ	XD90AJ
14AK	XD 0GE
14AL**	XD200**/FR
14AM**	XD200**/AJ
14AN**	XD200**/GD
14AP**	XD226**/AJ
14AR**	XD226**/FR
14AS**	XD226**/GF
14AU**	XD240**/LM
14BD**	XD204**/AJ

TRANSMITTER DISTRIBUTOR (5 UNIT)	
BELL SYSTEM CODE	TELETYPE CODE
14BE**	XD204**/DJ
14BF**	XD204**/AA
14BG**	XD204**/HR
14BH**	XD231**/AJ
14BJ**	XD231**/DJ
14BK**	XD241**/AJ
TRANSMITTER DISTRIBUTOR (6 UNIT)	
20A**	XD207**/AP
20B**	XD207**/AN
TRANSMITTER DISTRIBUTOR TEST SET	
14AT	ED38GP
14AW	ED38HK
14	ED38AZ
14G	ED38BA
14	ED38AY
14P	ED38CX
14AY	ED53MH
14T	ED53CK
14U	ED53CY
214A	XD66AJ
TRANSMITTER DISTRIBUTOR ADAPTER PLATE	
14B34	APB
TRANSMITTER DISTRIBUTOR MOUNTING PLATE	
14C**	115932**

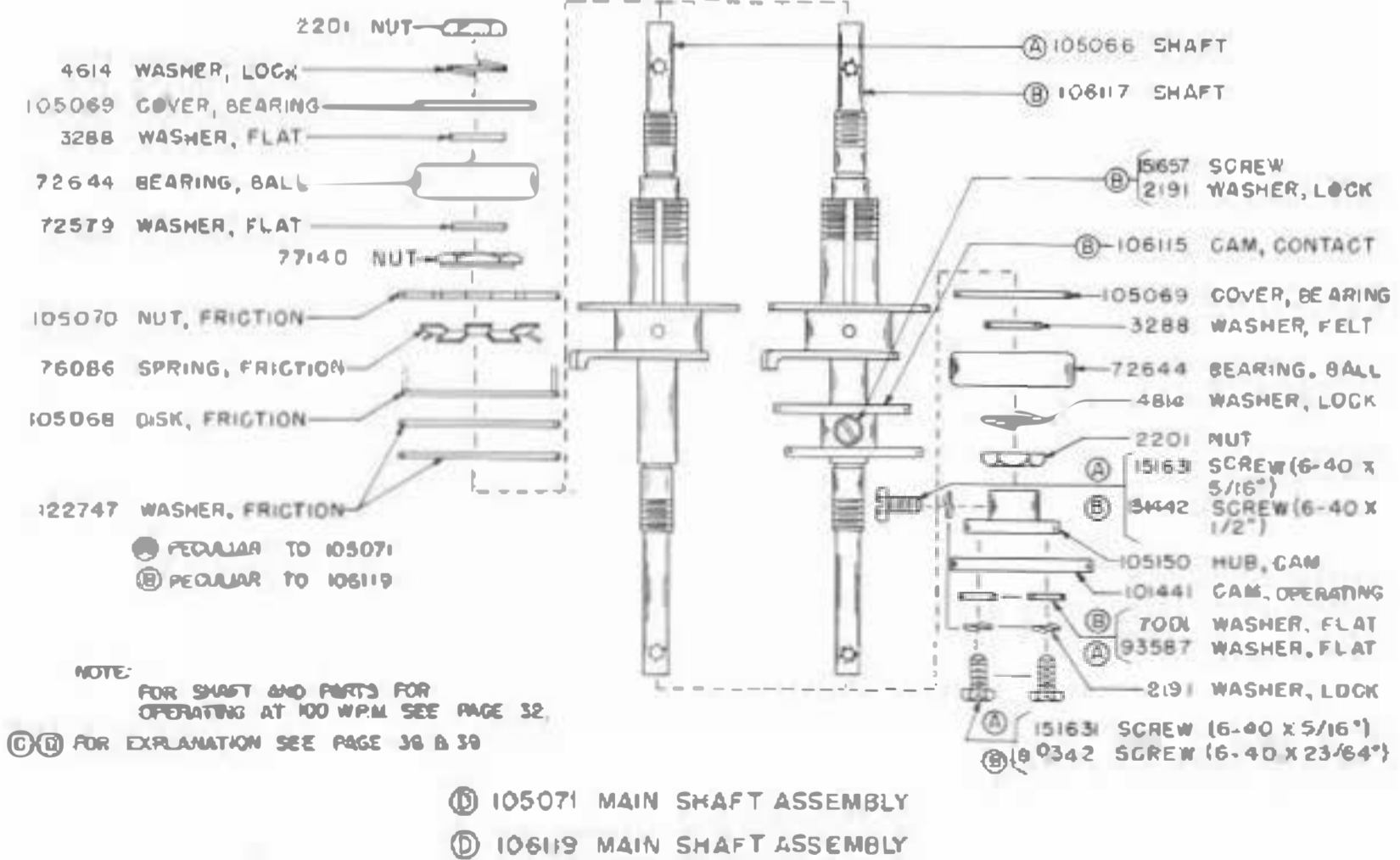
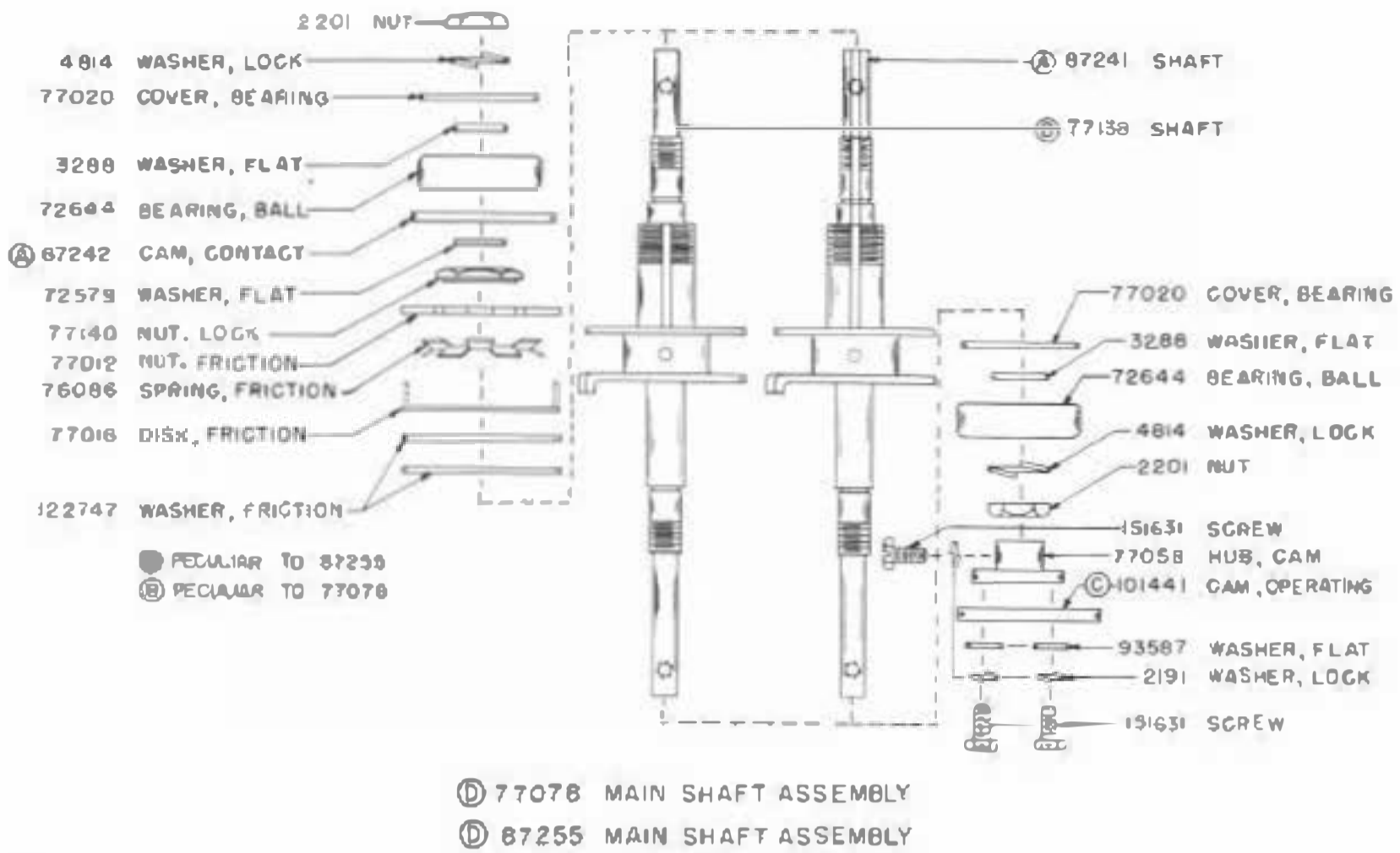
PAINT FINISH COLOR CODE CHART (For Parts and Assemblies Required a Paint Finish)					
Wrinkle Finish			Smooth Finish		
Suffix	Color	Bell System Code	Suffix	Color	Bell System Code
AA	Black	37	BB	Black Semi-Gloss	34
AB	Gray Green	40	BA	Black High Gloss	
AC	Light Brown	39	BX	Gray Green	
AD	Dark Brown	38	BU	Light Gray Semi-Gloss	
Suffix to be applied following the part number					

BELL SYSTEM ONLY

When ordering parts from this bulletin, prefix each number with the letters TP.

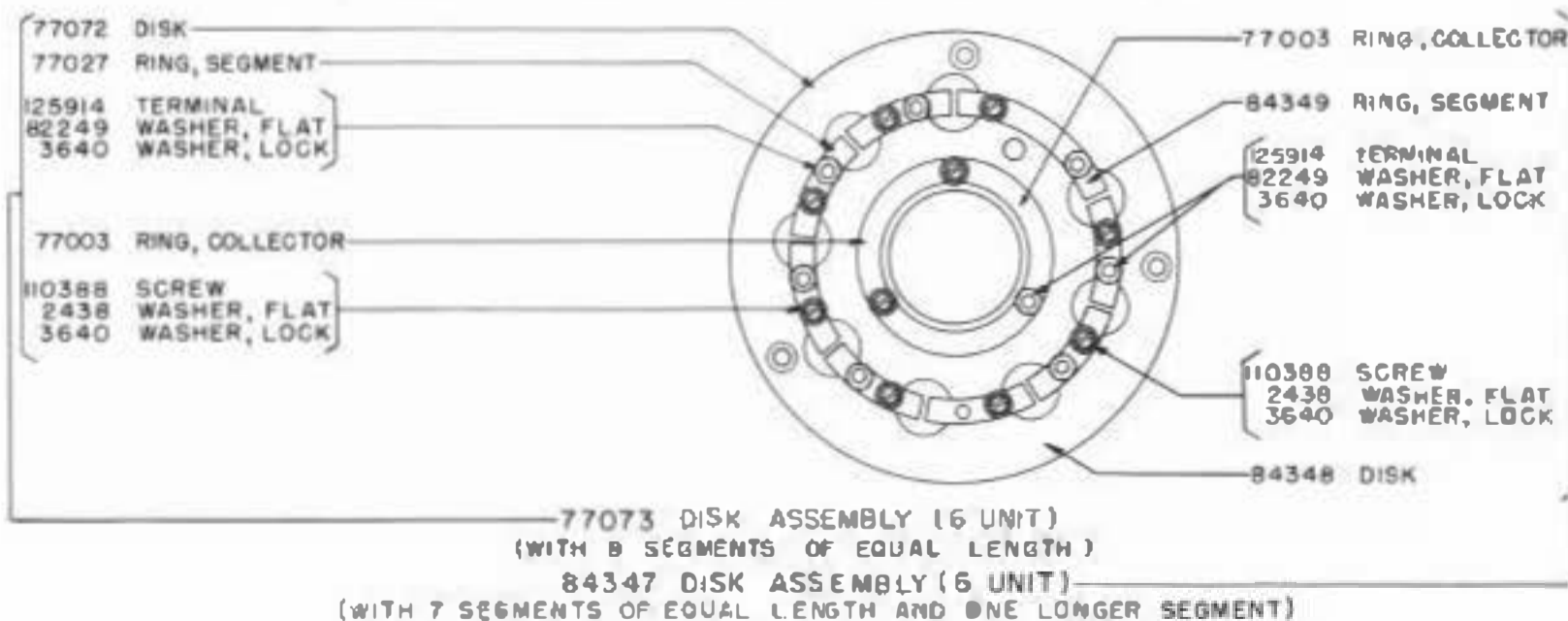
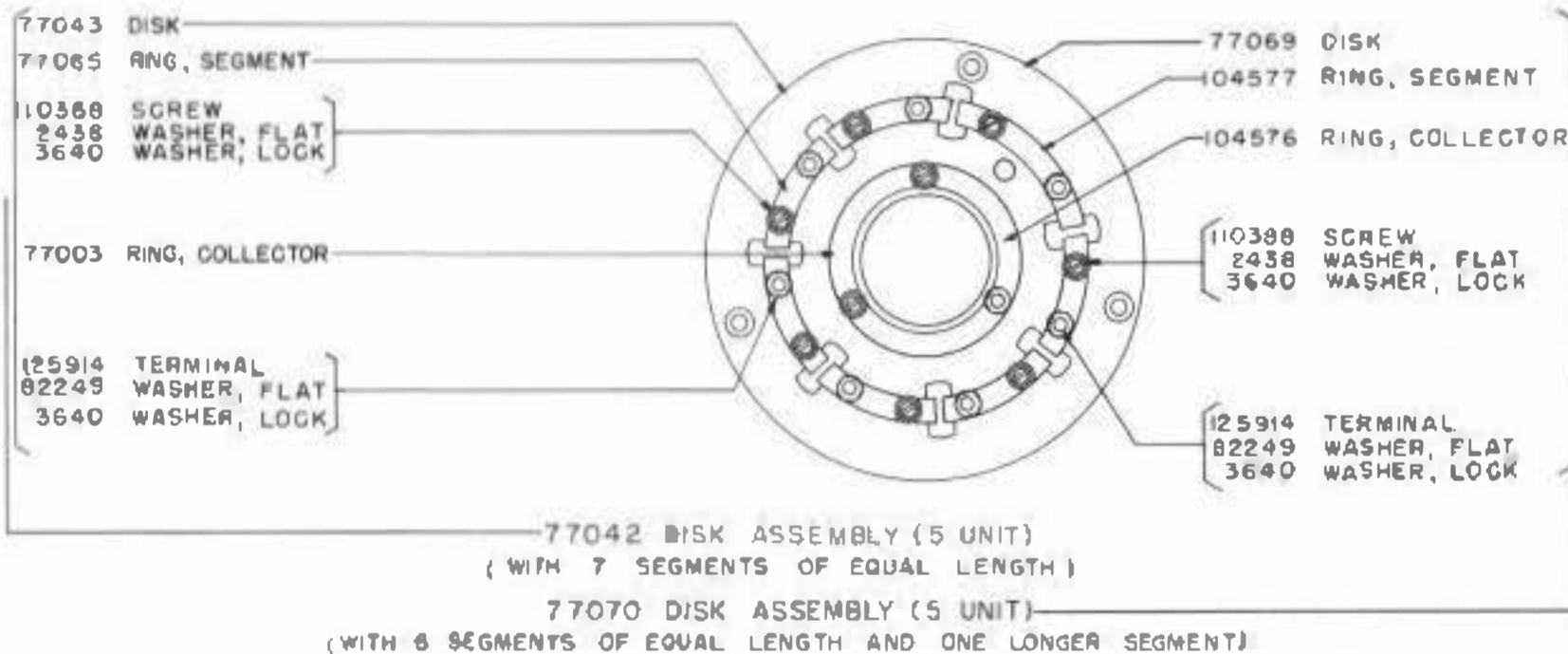
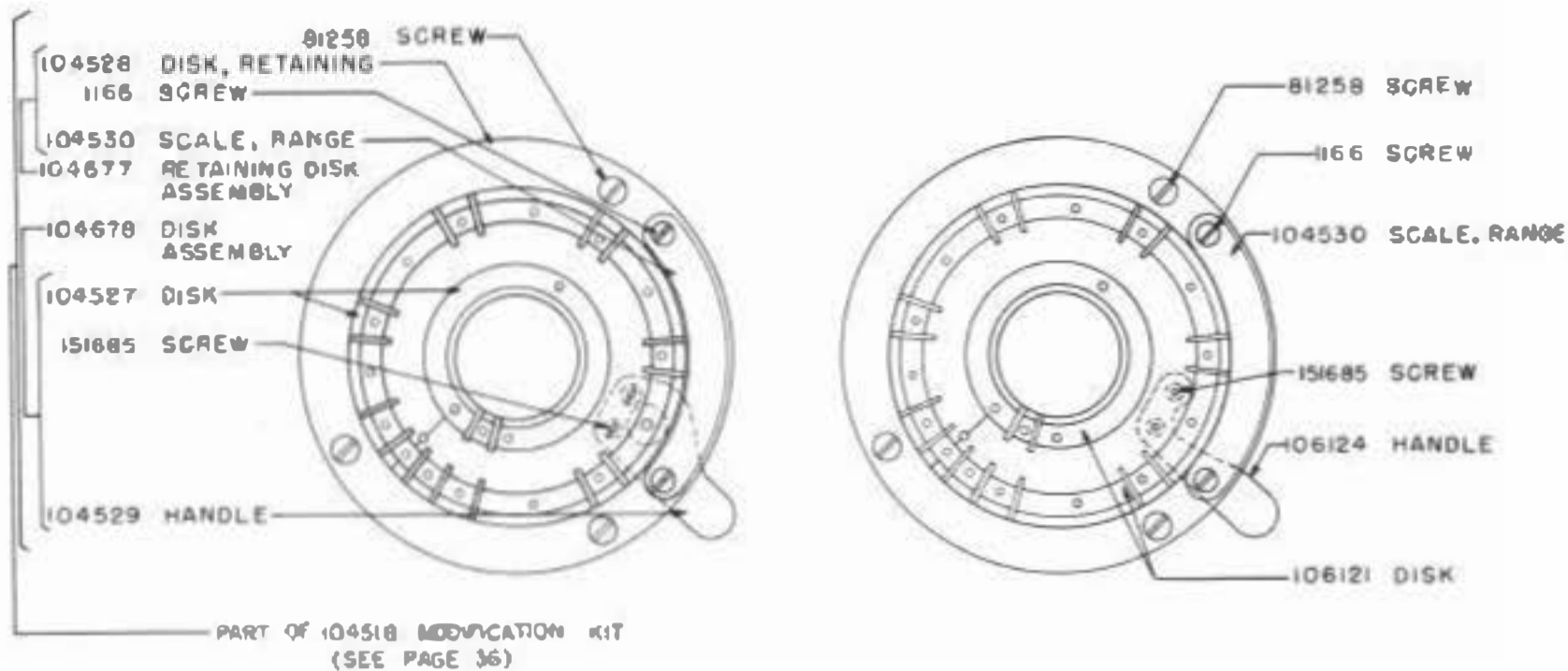


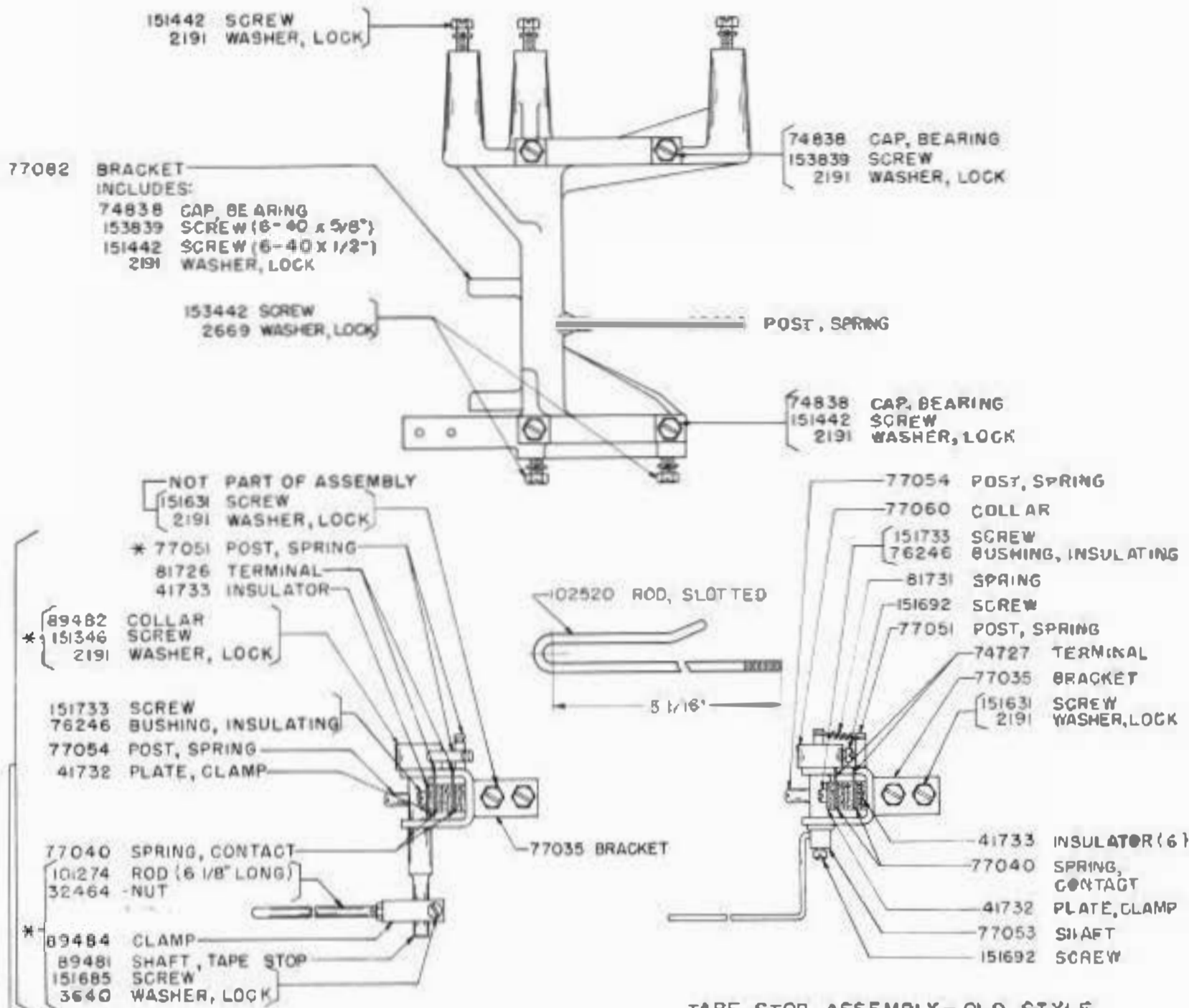
(A)(B)(C) FOR EXPLANATION SEE PAGE 30
 ** FOR FINISH SUFFIX SEE CHART ON PAGE C



NOTE:
FOR SHAFT AND PARTS FOR
OPERATING AT 100 W.P.M. SEE PAGE 32.

(C)(D) FOR EXPLANATION SEE PAGE 38 & 39

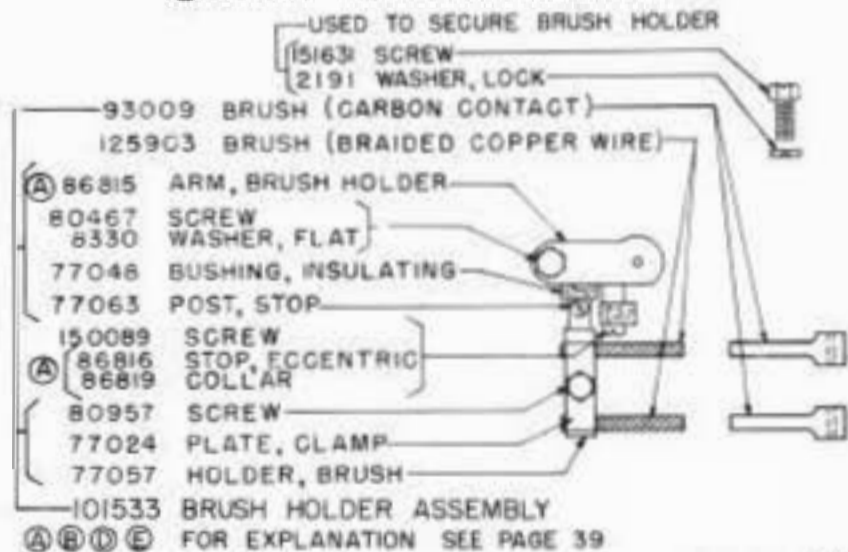




77079 TAPE STOP ASSEMBLY

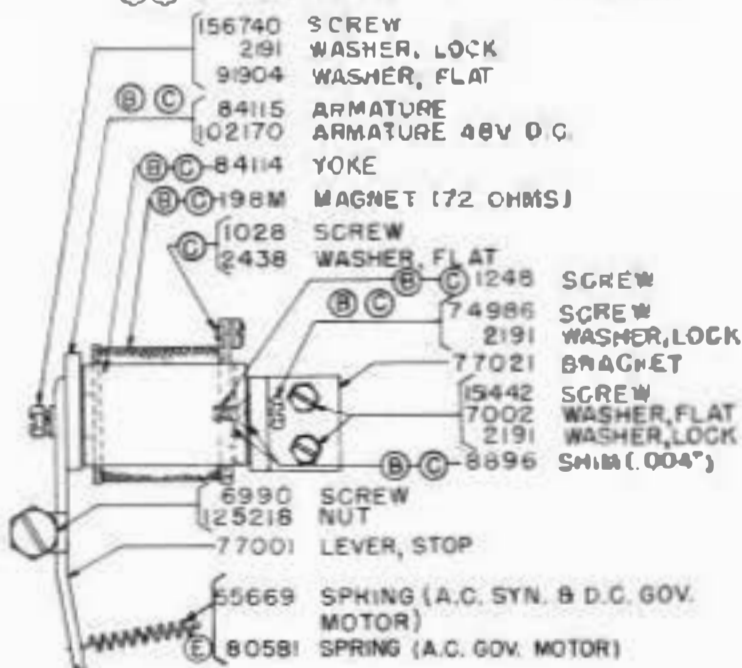
89485 MODIFICATION KIT FOR CONVERTING OLD STYLE TAPE STOP ASSEMBLY (CONSISTS OF PARTS MARKED WITH AN ASTERISK (*))

(D) 123597 TAPE STOP ASSEMBLY

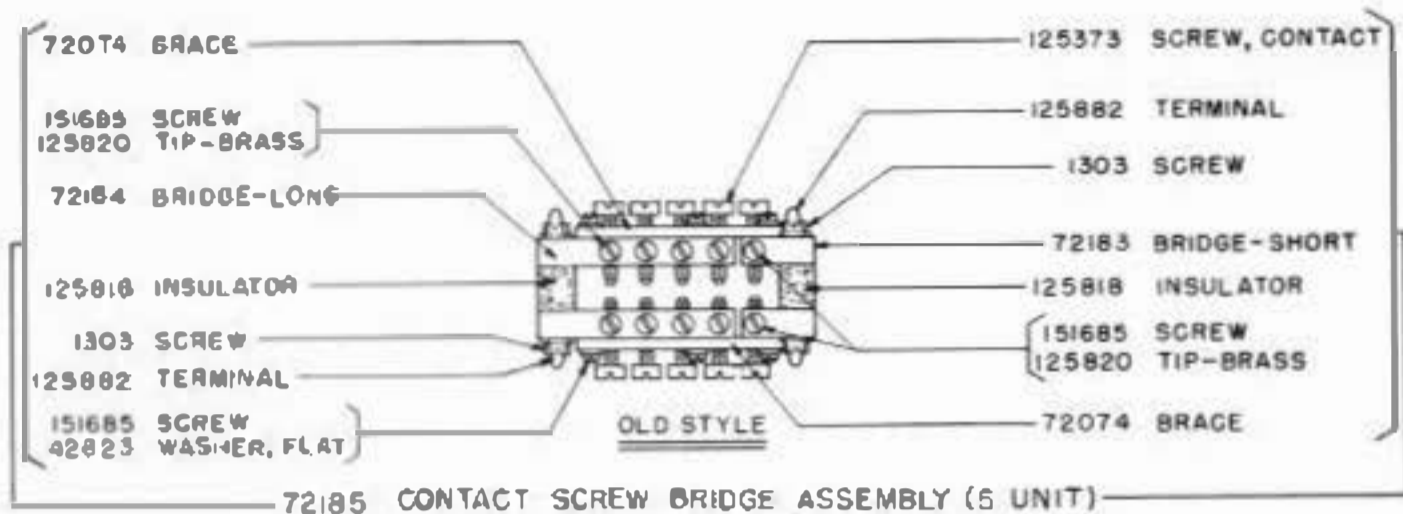
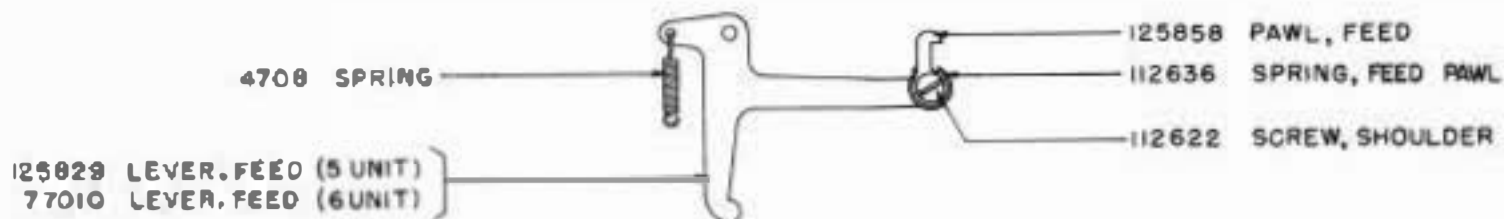


TAPE STOP ASSEMBLY—OLD STYLE

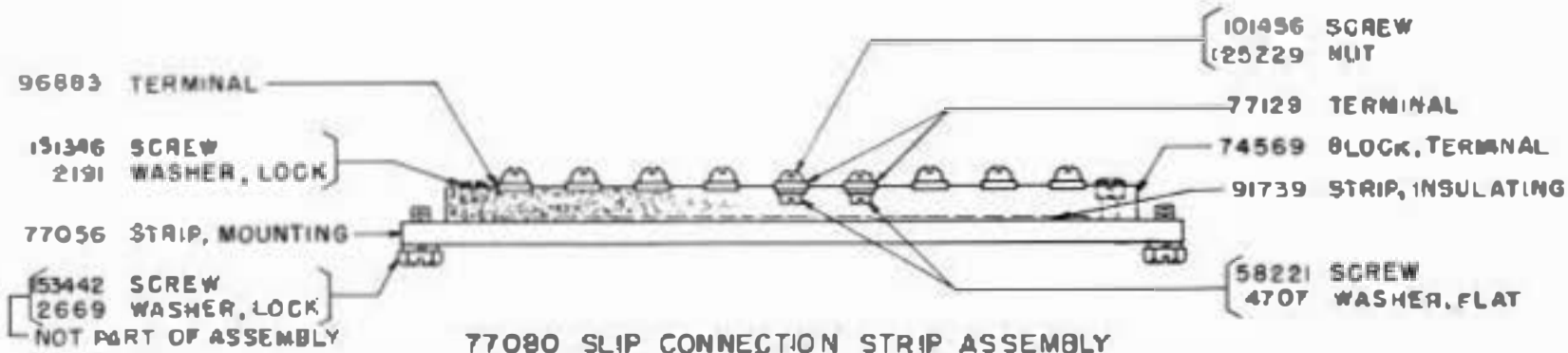
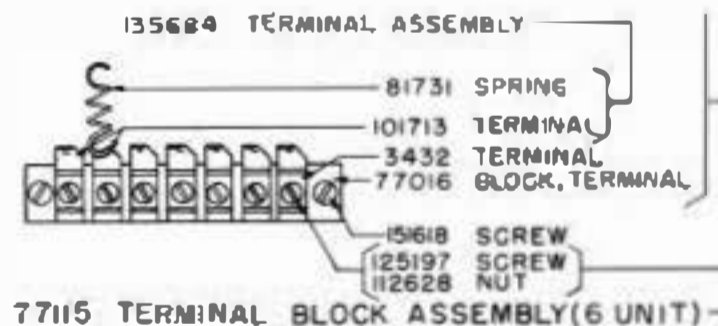
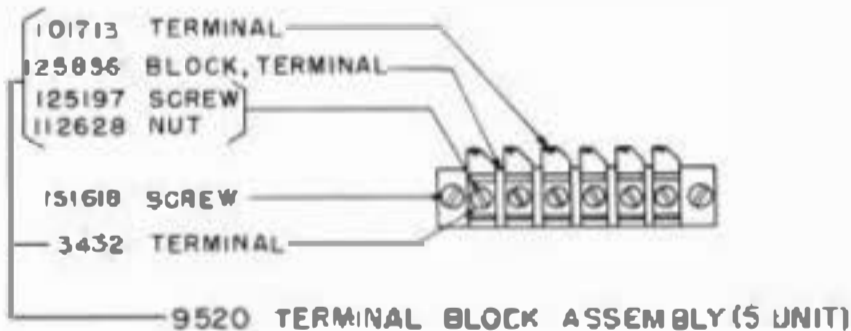
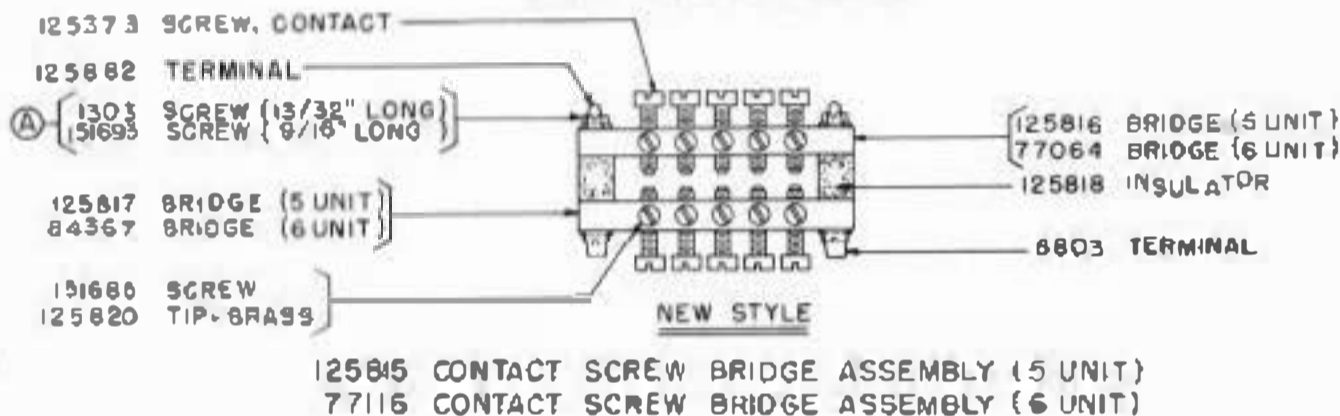
(B)(C) 86951 RESISTOR - 525 (175-350) SEE PAGE 7



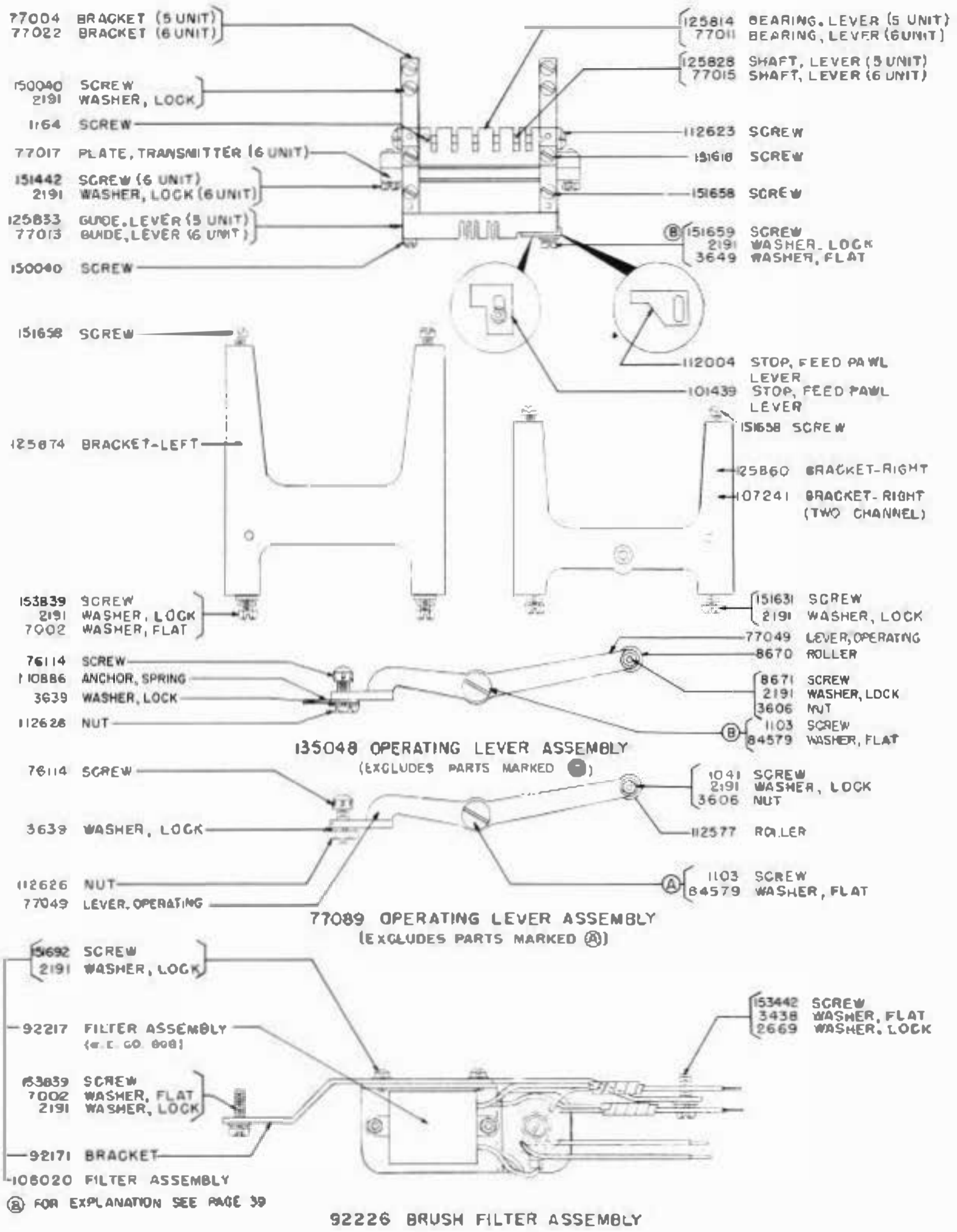
87390 MODIFICATION KIT FOR UNIVERSAL RELEASE MAGNET (CONSISTS OF PARTS MARKED (C))

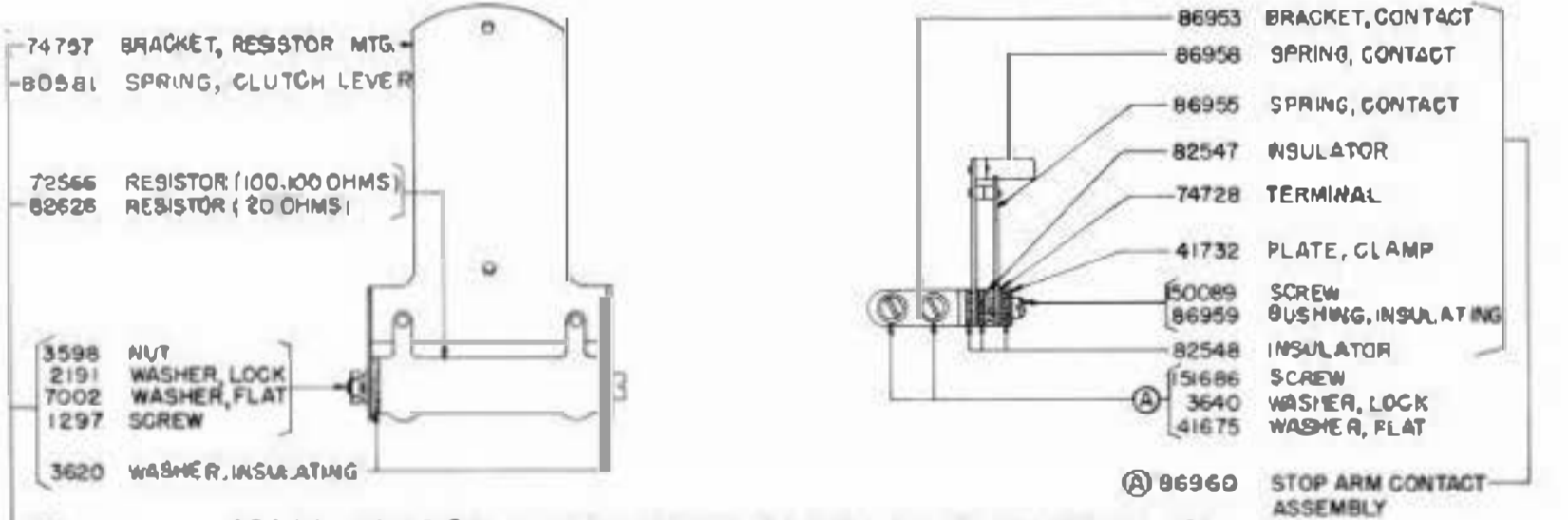
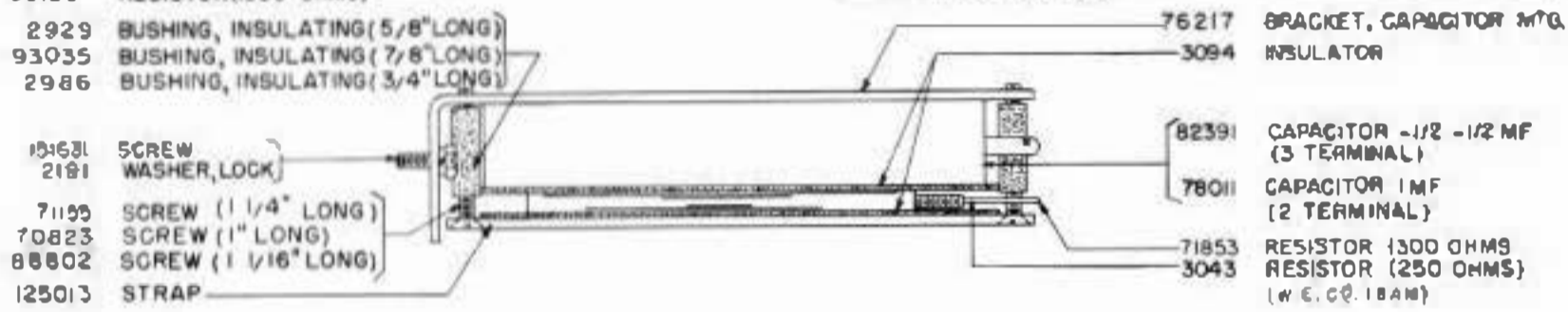
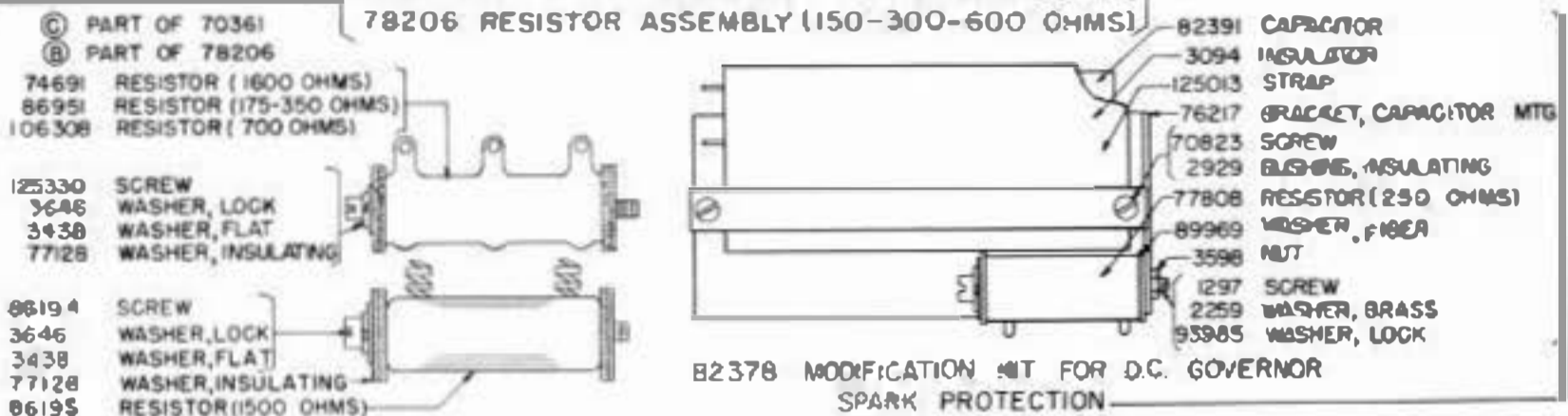
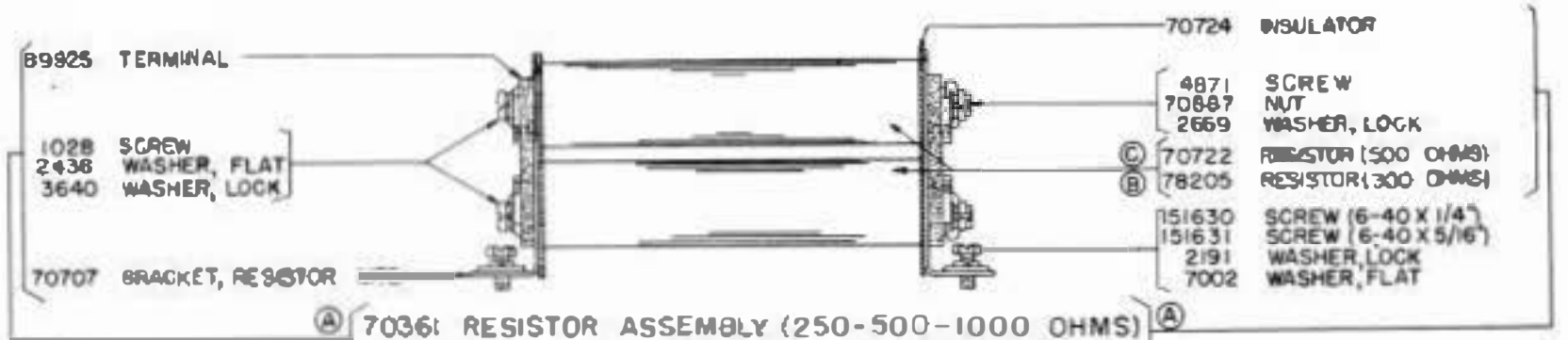


- 84352 TERMINAL STRAP-3" LONG-SLACK
- 84353 TERMINAL STRAP-3" LONG-BROWN
- 76284 TERMINAL STRAP-2 1/8" LONG -
{ WITH 82474 TERMINALS }

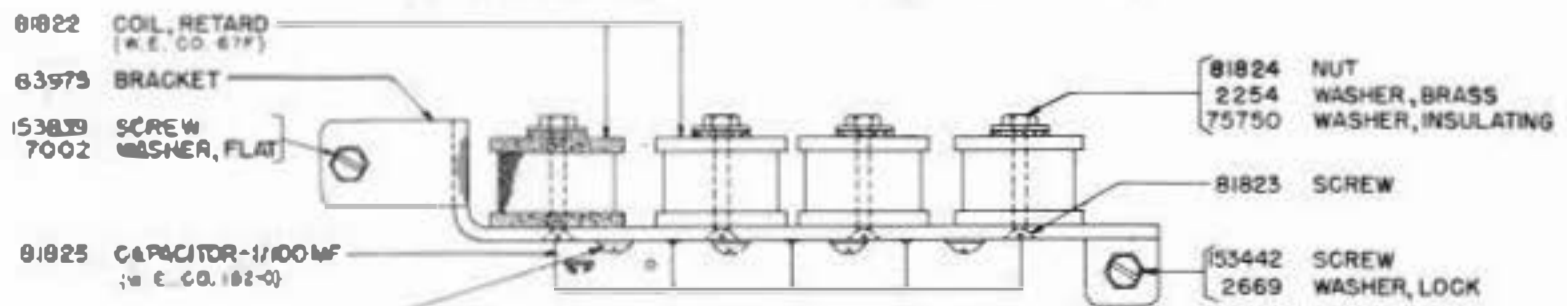


(A) FOR EXPLANATION SEE PAGE 39

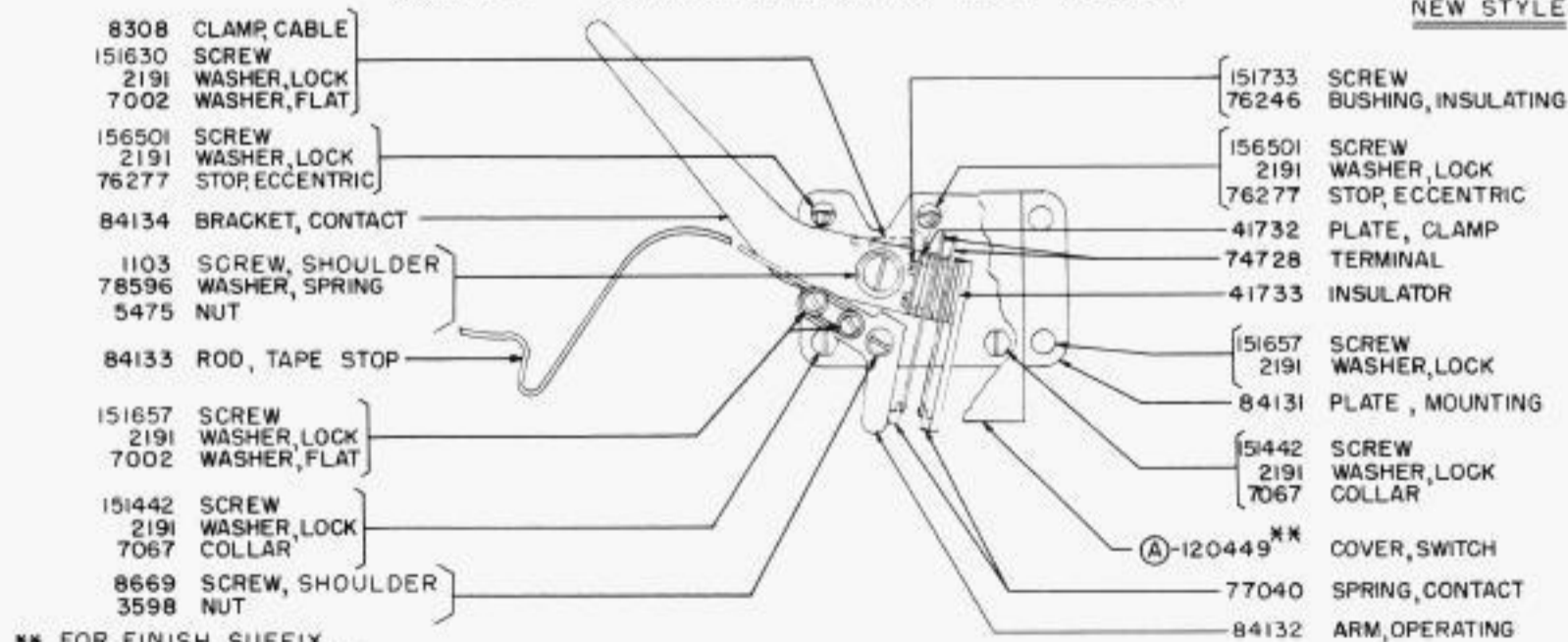
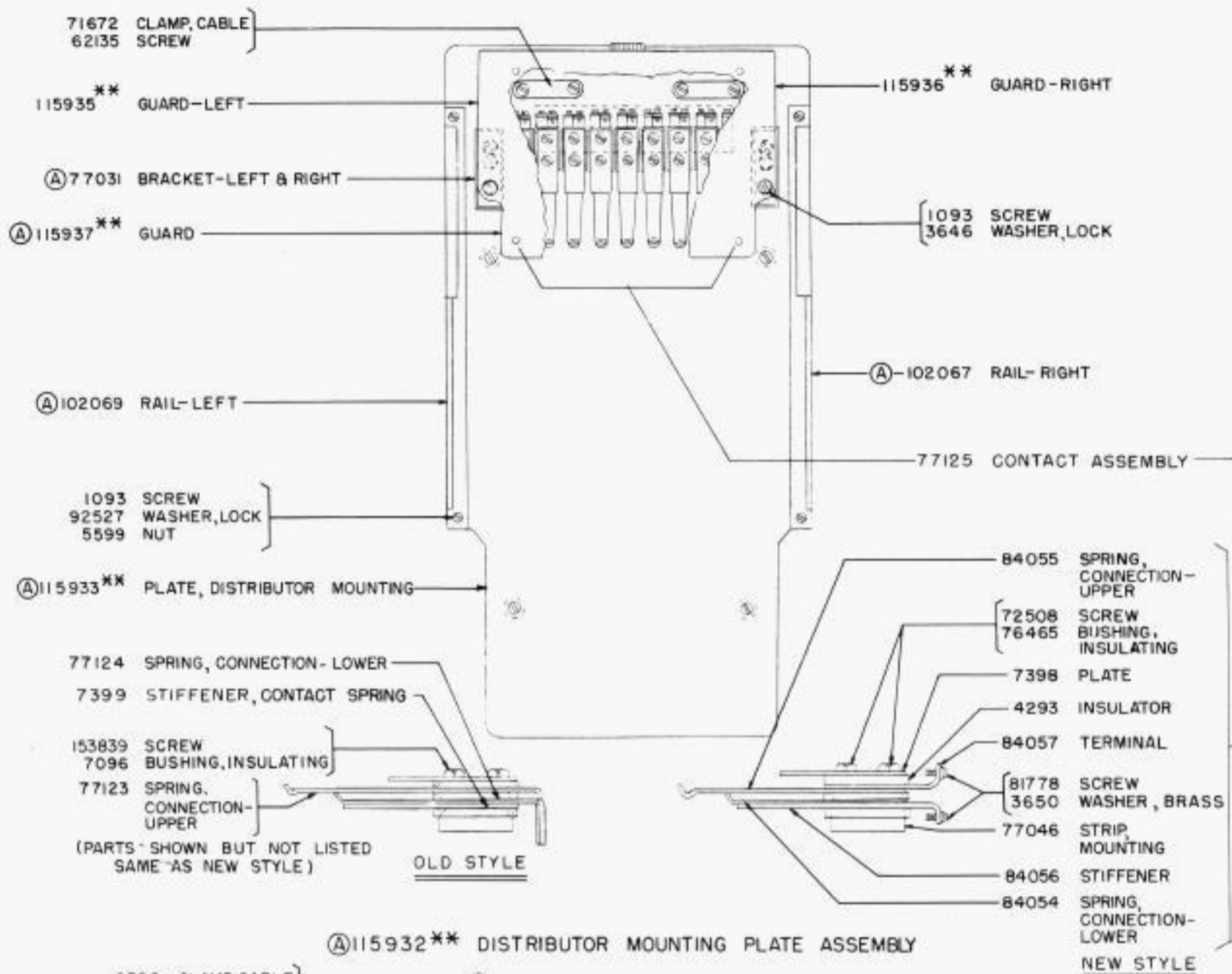




83844 MODIFICATION KIT FOR A.C. GOVERNOR SPARK PROTECTION (CONSISTS OF ALL PARTS MARKED (A) ON THIS PAGE)



83974 FILTER ASSEMBLY (ASSEMBLY NO LONGER AVAILABLE. MAINTENANCE PARTS ONLY - SUPERSEDED BY 92226 FILTER ASSEMBLY SHOWN ON PAGE 6)

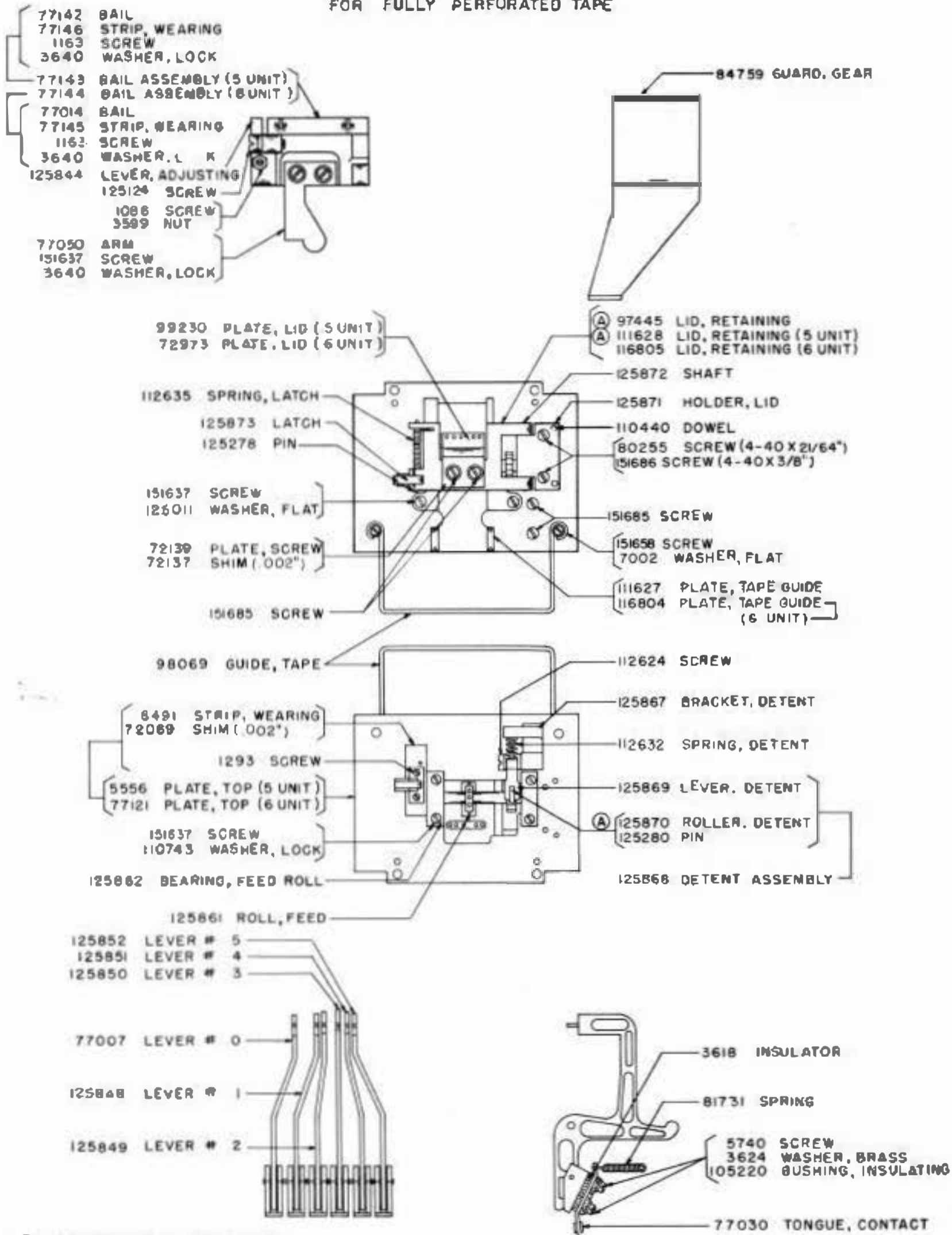


** FOR FINISH SUFFIX
SEE CHART ON PAGE C

(A) FOR EXPLANATION SEE PAGE 40

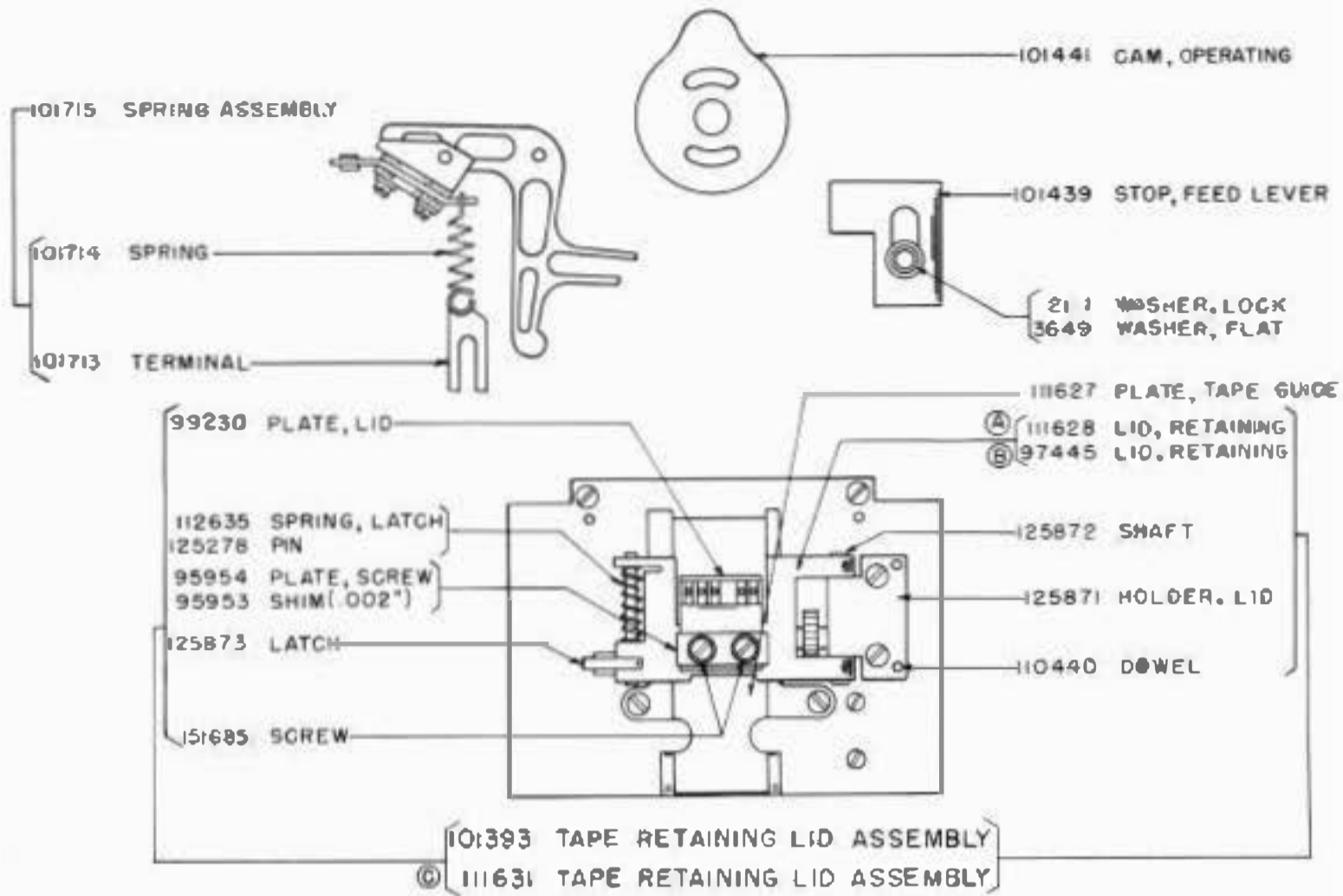
(A) 120448** TAPE STOP SWITCH ASSEMBLY

FOR FULLY PERFORATED TAPE



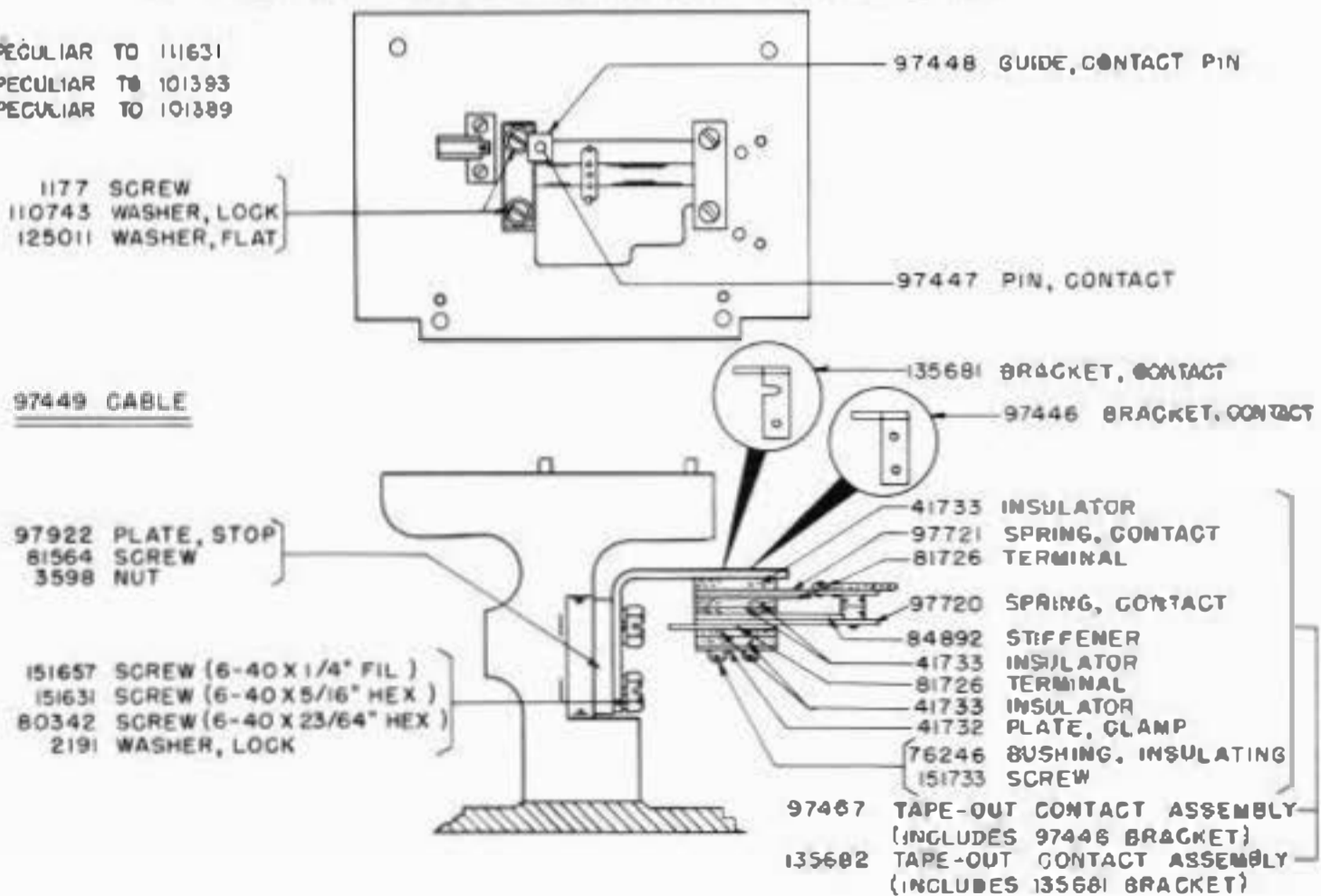
(A) FOR EXPLANATION SEE PAGE 40

FOR CHADLESS TAPE
 (PARTS NOT LISTED ARE THE SAME AS FOR FULLY PERFORATED TAPE)

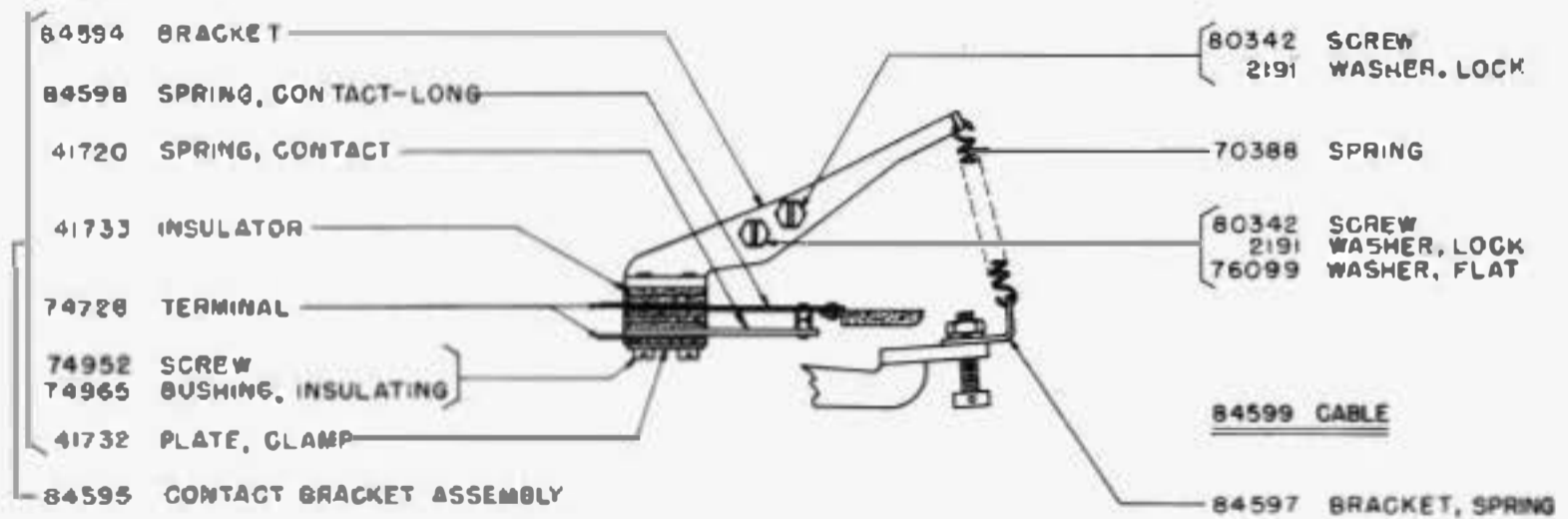
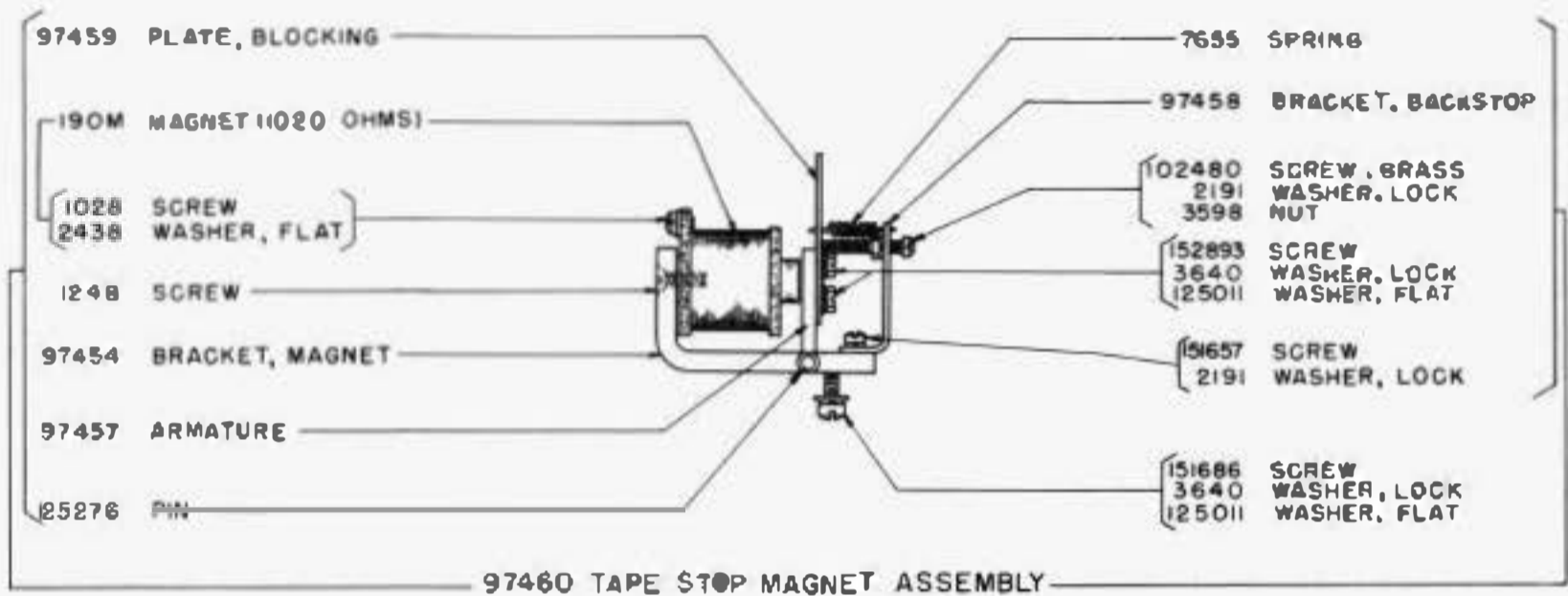
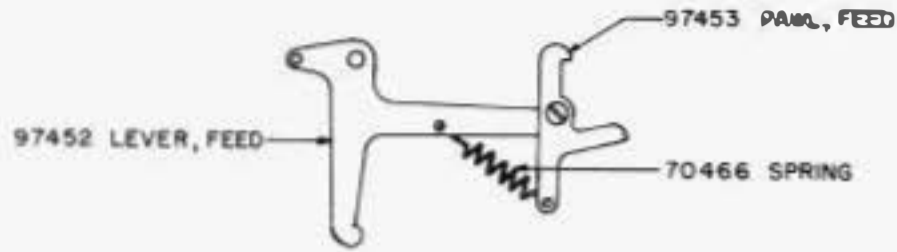


101389 MODIFICATION KIT TO EQUIP A 5 UNIT TRANSMITTER DISTRIBUTOR
 TO HANDLE EITHER CHADLESS TAPE OR FULLY PERFORATED TAPE

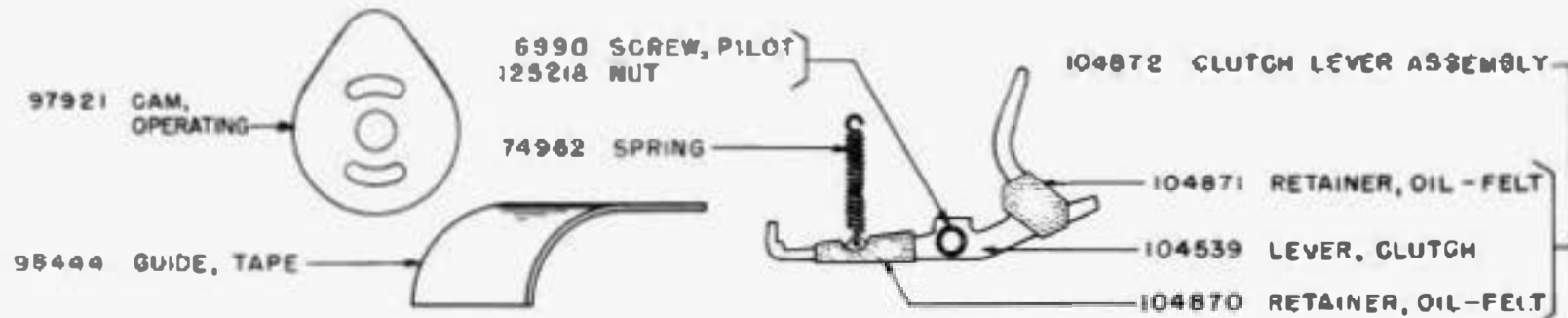
- (A) PECULIAR TO 111631
- (B) PECULIAR TO 101393
- (C) PECULIAR TO 101389



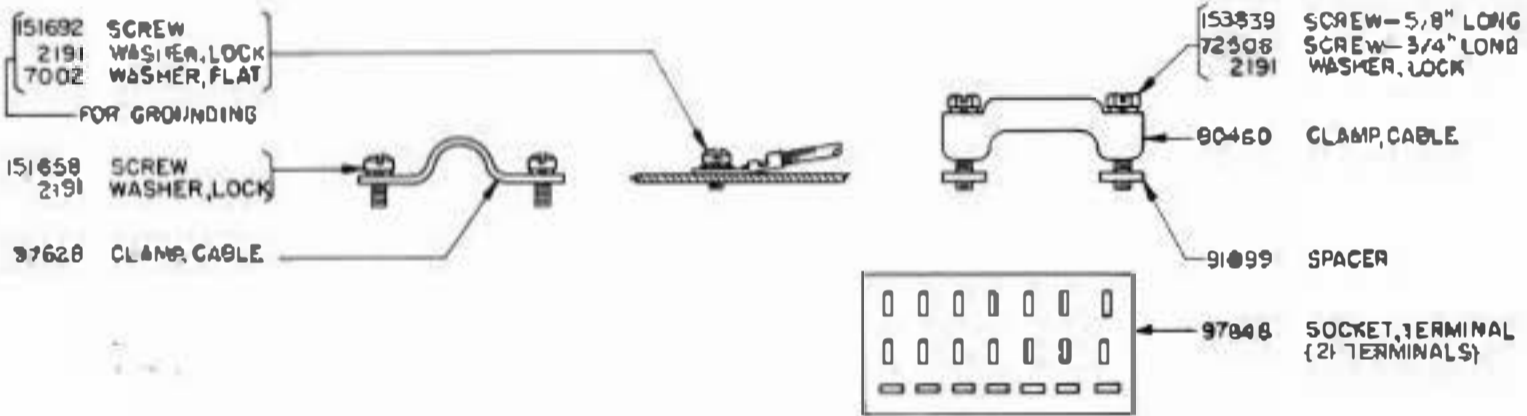
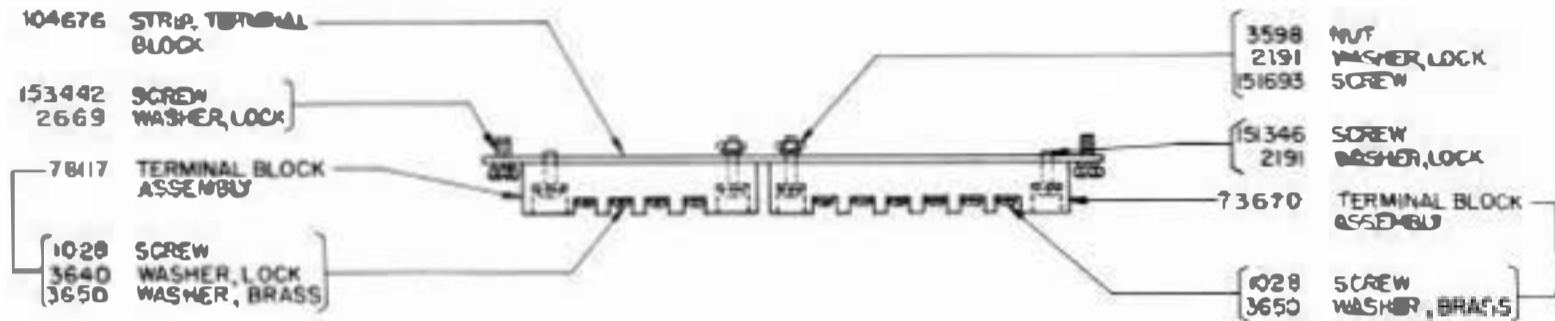
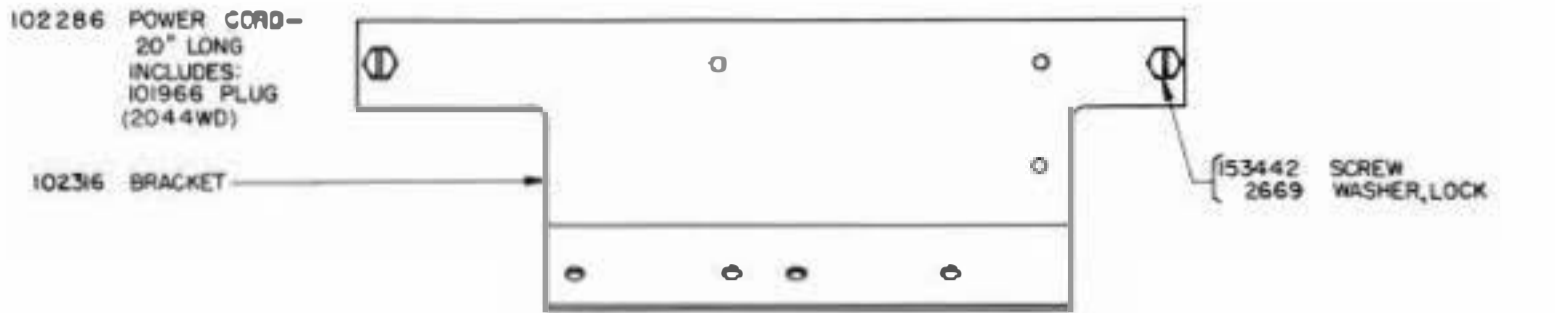
FOR AUTOMATIC SWITCHING



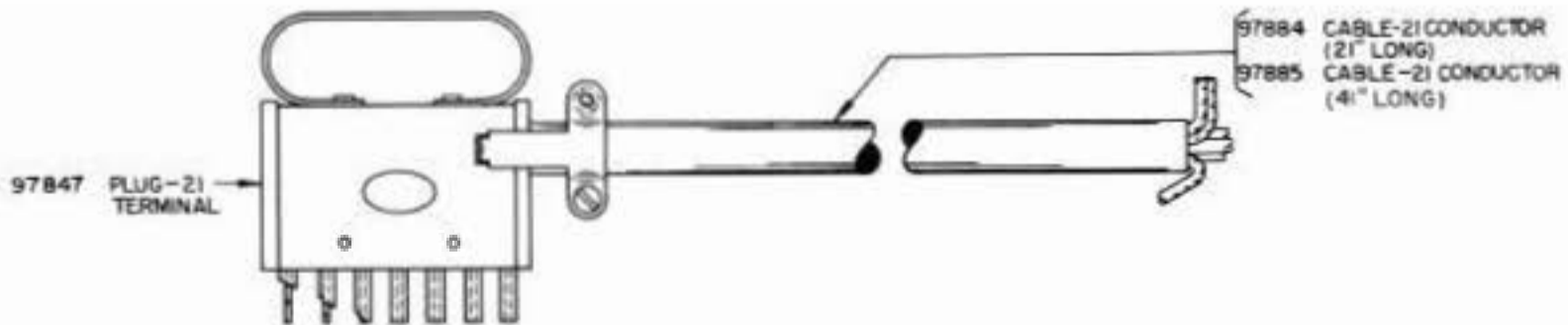
84593 MODIFICATION KIT FOR CONTROLLING AN EXTERNAL CIRCUIT



FOR AUTOMATIC SWITCHING

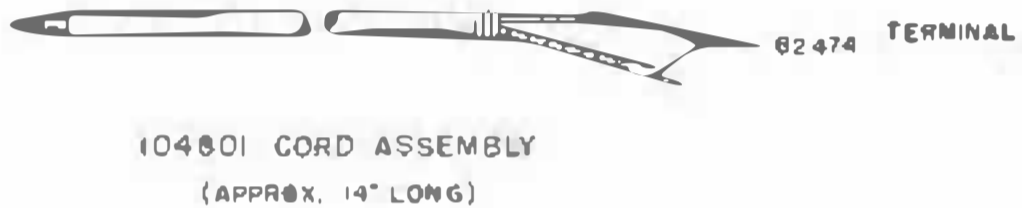

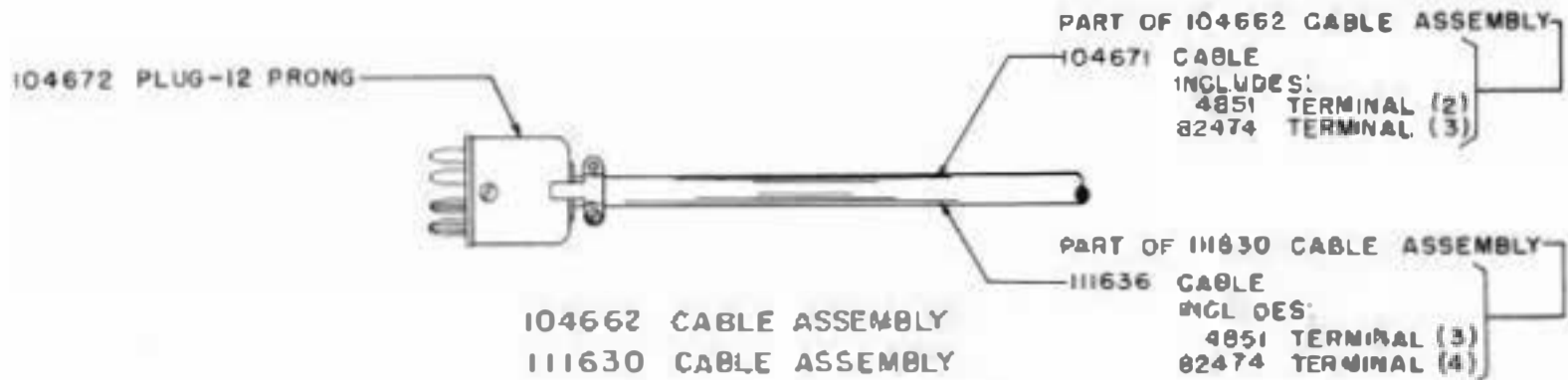


97470 POWER CORD ASSEMBLY
(20" LONG)

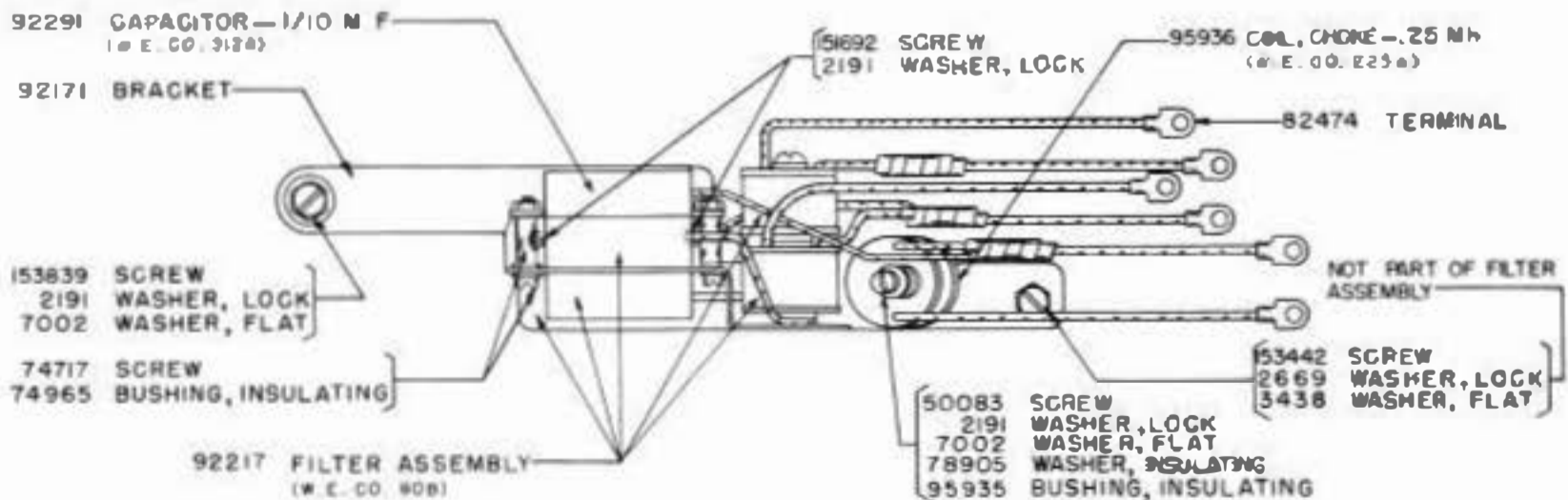


97469 CABLE ASSEMBLY 21" LONG (1065WD)

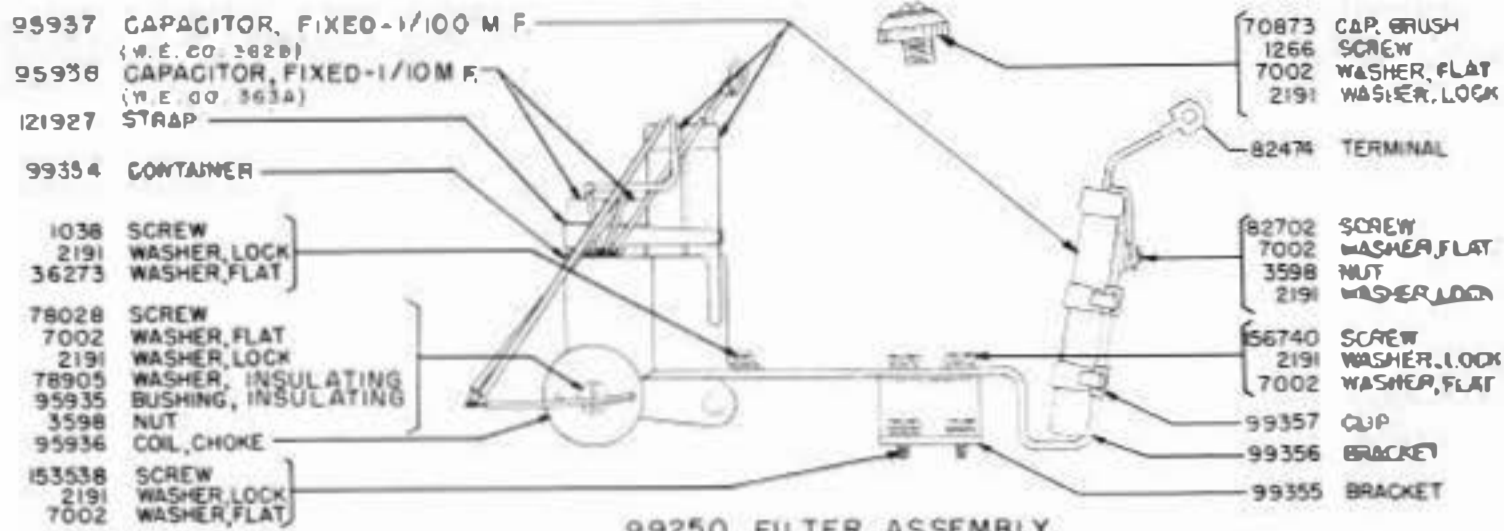
97716 CABLE ASSEMBLY 41" LONG (1073 & 2044WD)



108254 CORD ASSEMBLY
(APPROX. 40" LONG)



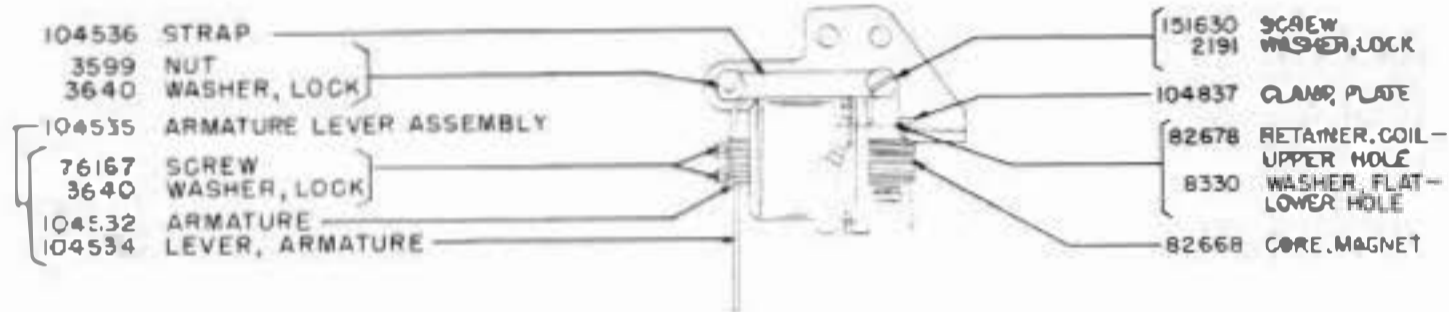
104782 TRANSMITTING BRUSH RADIO FILTER ASSEMBLY



- 95937 CAPACITOR, FIXED-1/100 M F.
(W. E. CO. 382B)
- 95938 CAPACITOR, FIXED-1/10M F.
(W. E. CO. 363A)
- 121927 STRAP
- 99354 CONTAINER
- 1038 SCREW
- 2191 WASHER, LOCK
- 36273 WASHER, FLAT
- 78028 SCREW
- 7002 WASHER, FLAT
- 2191 WASHER, LOCK
- 78905 WASHER, INSULATING
- 95935 BUSHING, INSULATING
- 3598 NUT
- 95936 COIL, CHOKE
- 153538 SCREW
- 2191 WASHER, LOCK
- 7002 WASHER, FLAT

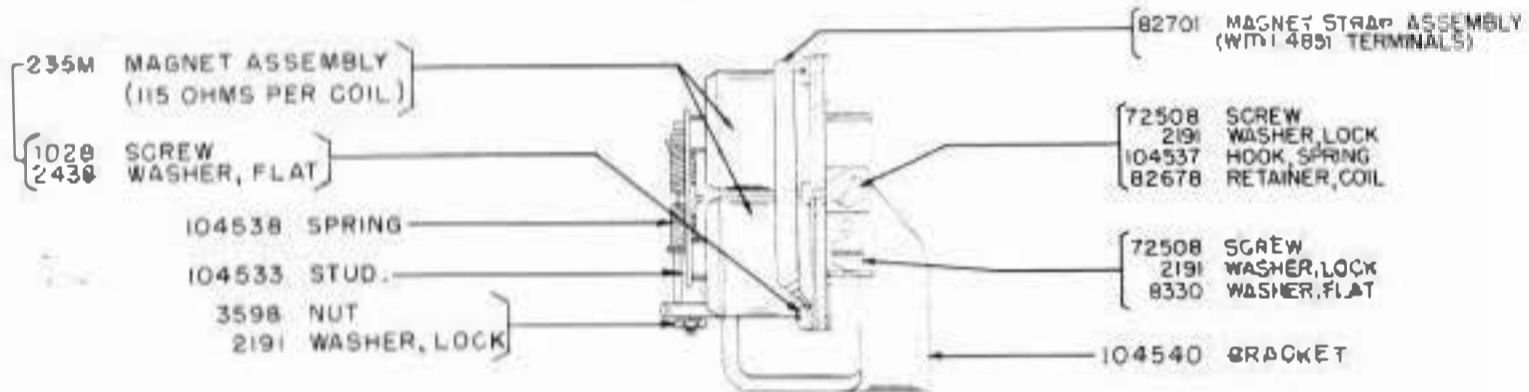
- 70873 CAP. BRUSH
- 1266 SCREW
- 7002 WASHER, FLAT
- 2191 WASHER, LOCK
- 82474 TERMINAL
- 82702 SCREW
- 7002 WASHER, FLAT
- 3598 NUT
- 2191 WASHER, LOCK
- 56740 SCREW
- 2191 WASHER, LOCK
- 7002 WASHER, FLAT
- 99357 CAP
- 99356 BRACKET
- 99355 BRACKET

99250 FILTER ASSEMBLY



- 104536 STRAP
- 3599 NUT
- 3640 WASHER, LOCK
- 104535 ARMATURE LEVER ASSEMBLY
- 76167 SCREW
- 3640 WASHER, LOCK
- 104532 ARMATURE
- 104534 LEVER, ARMATURE

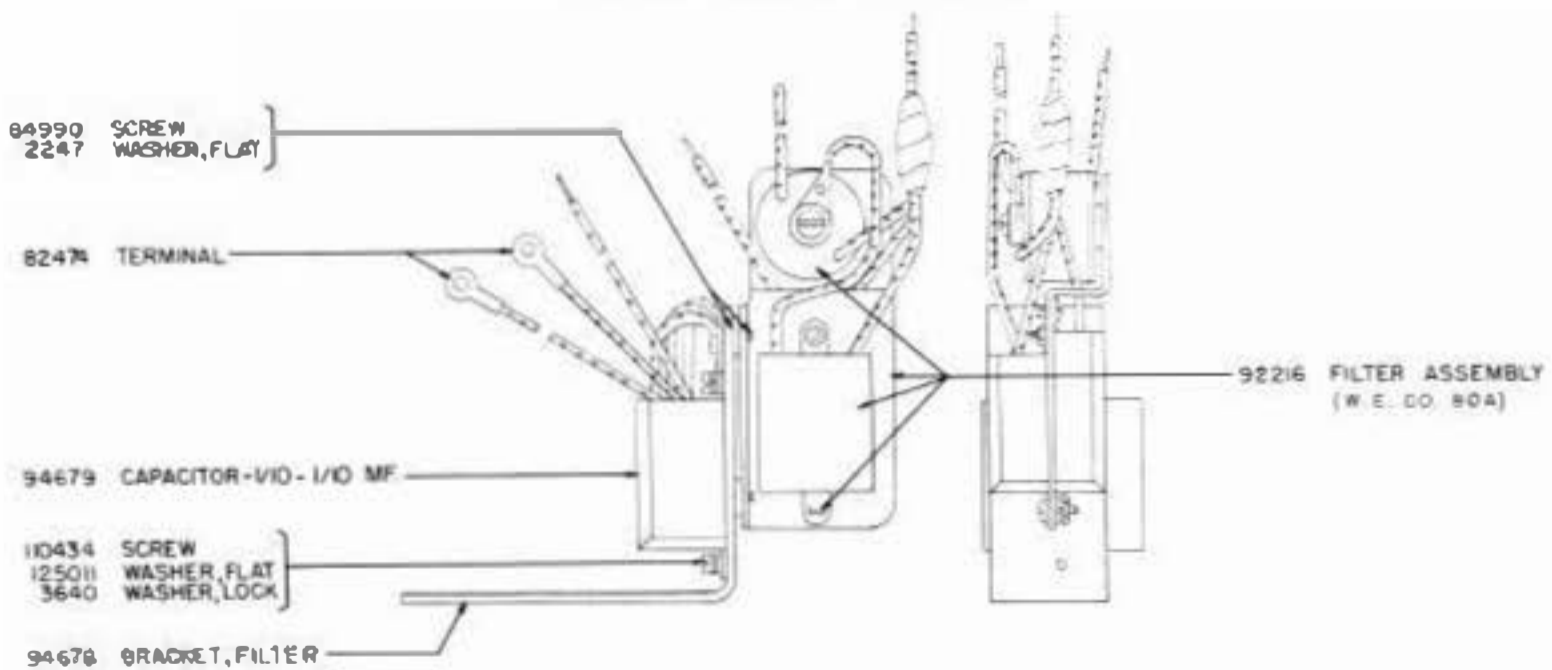
- 151630 SCREW
- 2191 WASHER, LOCK
- 104837 CLAMP PLATE
- 82678 RETAINER, COIL - UPPER HOLE
- 8330 WASHER, FLAT - LOWER HOLE
- 82668 CORE, MAGNET



- 235M MAGNET ASSEMBLY (115 OHMS PER COIL)
- 1028 SCREW
- 2438 WASHER, FLAT
- 104538 SPRING
- 104533 STUD.
- 3598 NUT
- 2191 WASHER, LOCK

- 82701 MAGNET STRAP ASSEMBLY (WITH 4851 TERMINALS)
- 72508 SCREW
- 2191 WASHER, LOCK
- 104537 HOOK, SPRING
- 82678 RETAINER, COIL
- 72508 SCREW
- 2191 WASHER, LOCK
- 8330 WASHER, FLAT
- 104540 BRACKET

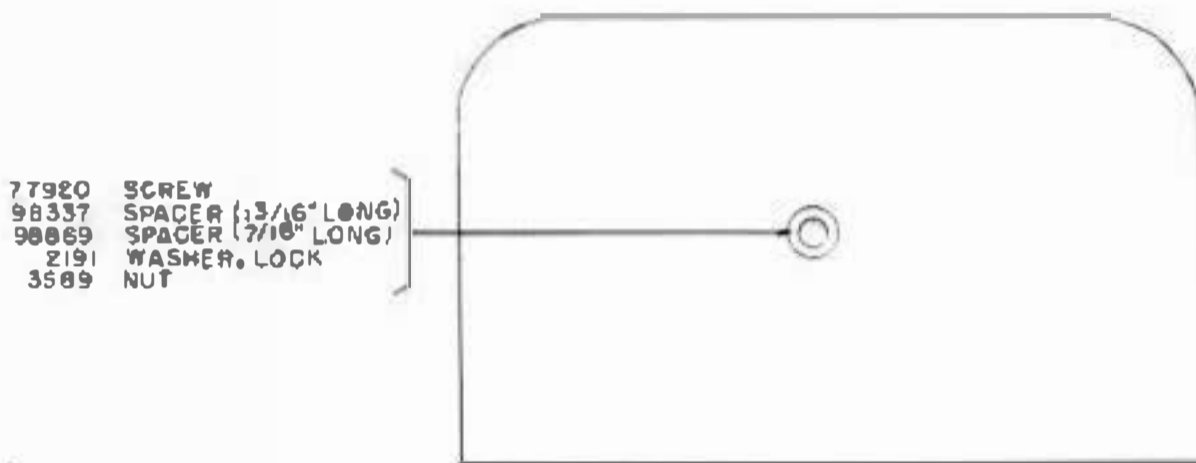
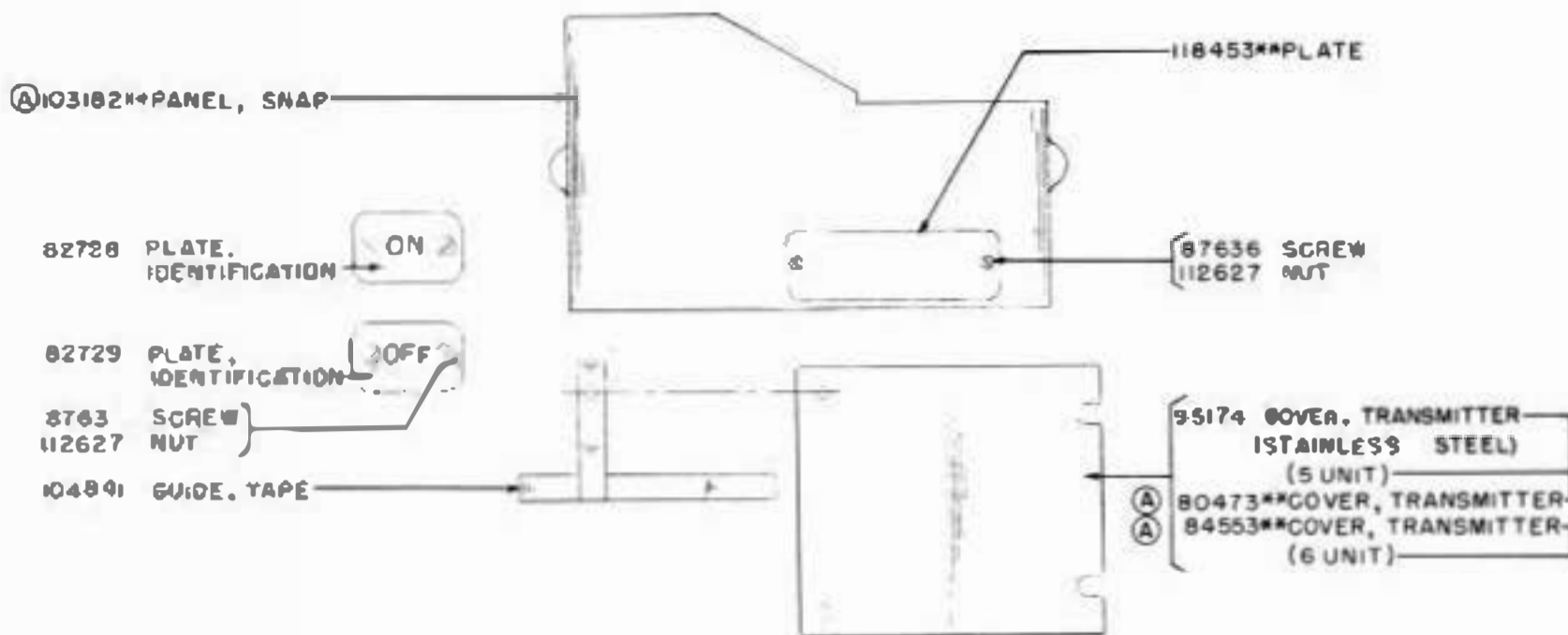
10466g MAGNET ASSEMBLY



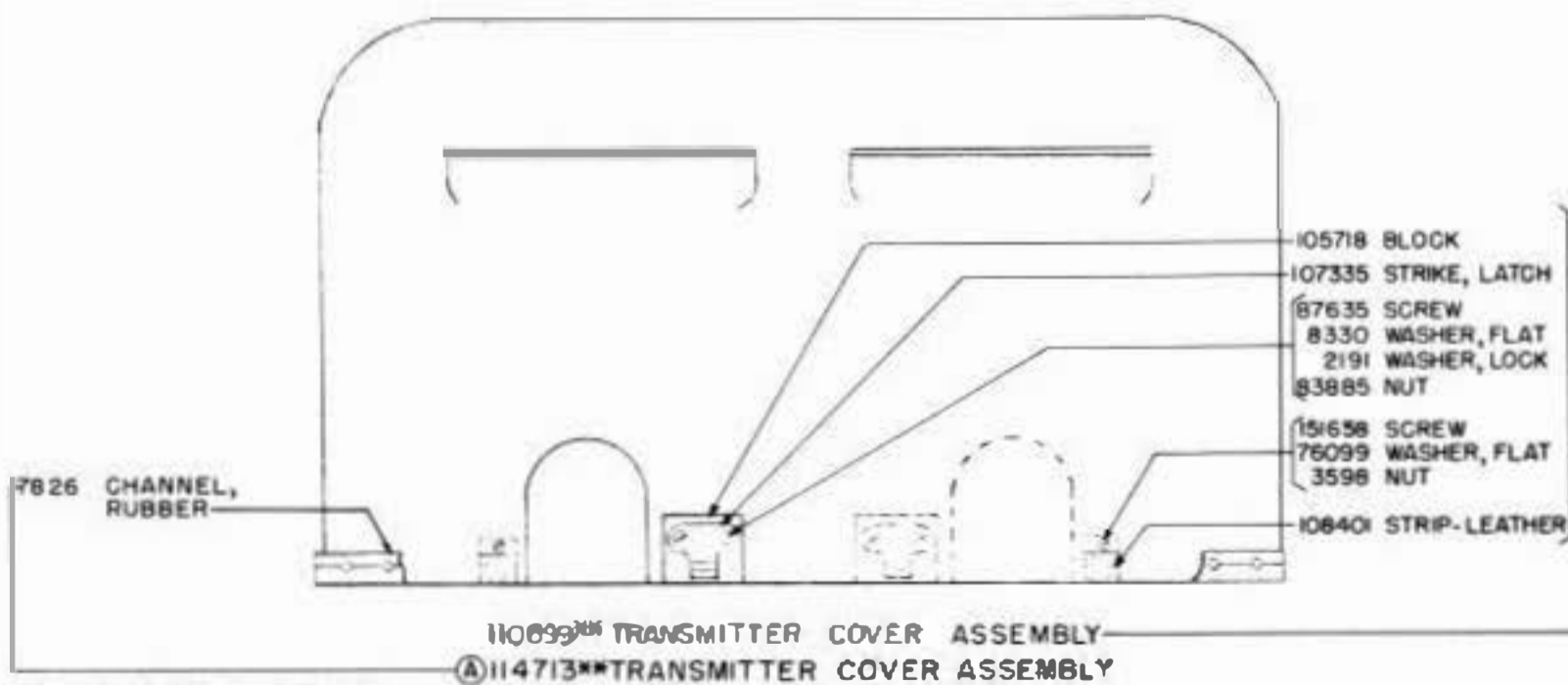
- 84990 SCREW
- 2247 WASHER, FLAT
- 82474 TERMINAL
- 94679 CAPACITOR - VIO - 1/10 MF.
- 10434 SCREW
- 125011 WASHER, FLAT
- 3640 WASHER, LOCK
- 94676 BRACKET, FILTER

- 92216 FILTER ASSEMBLY (W. E. CO. 804)

106160 FILTER ASSEMBLY

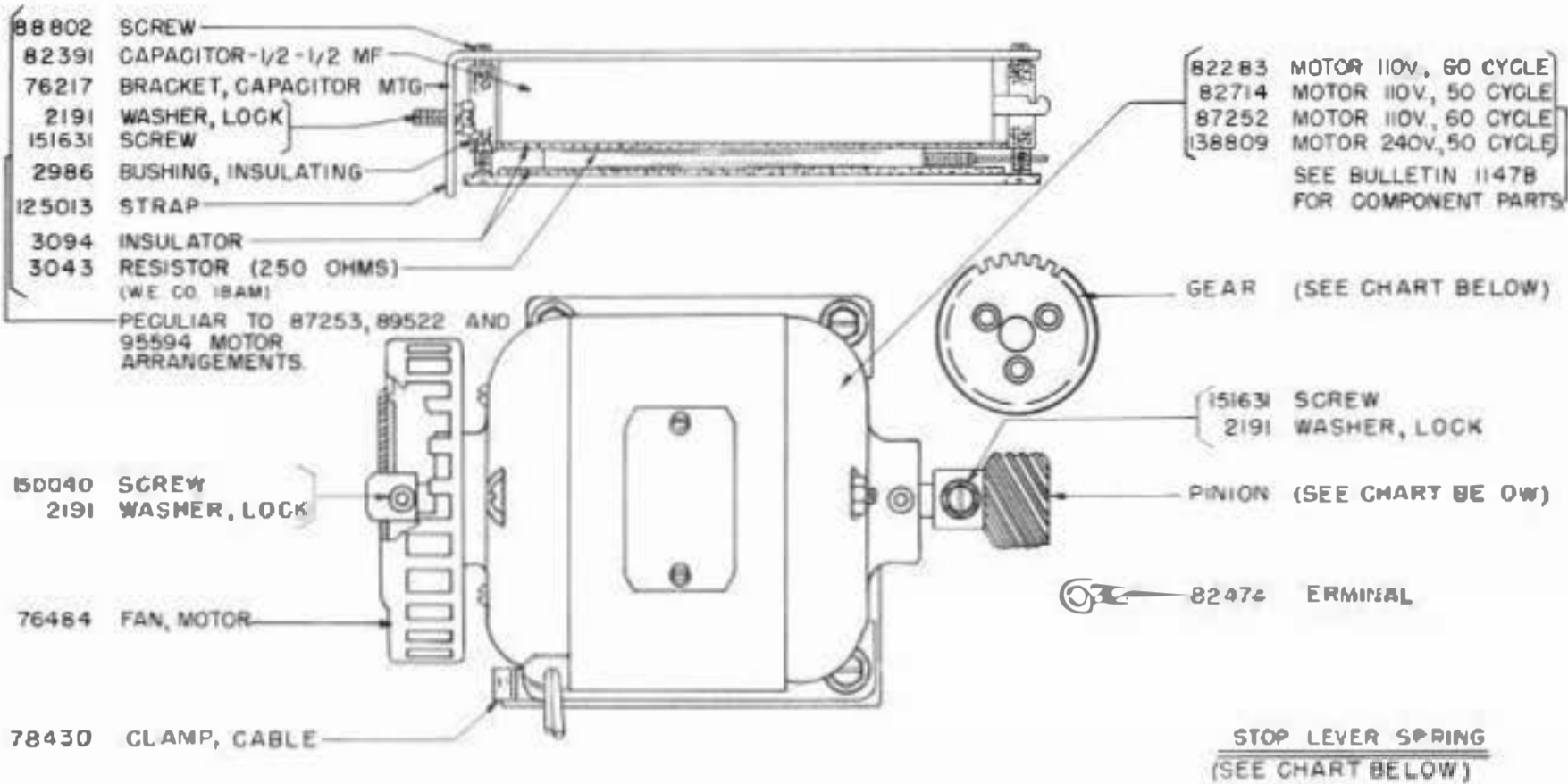


①138874**TRANSMITTER COVER ASSEMBLY



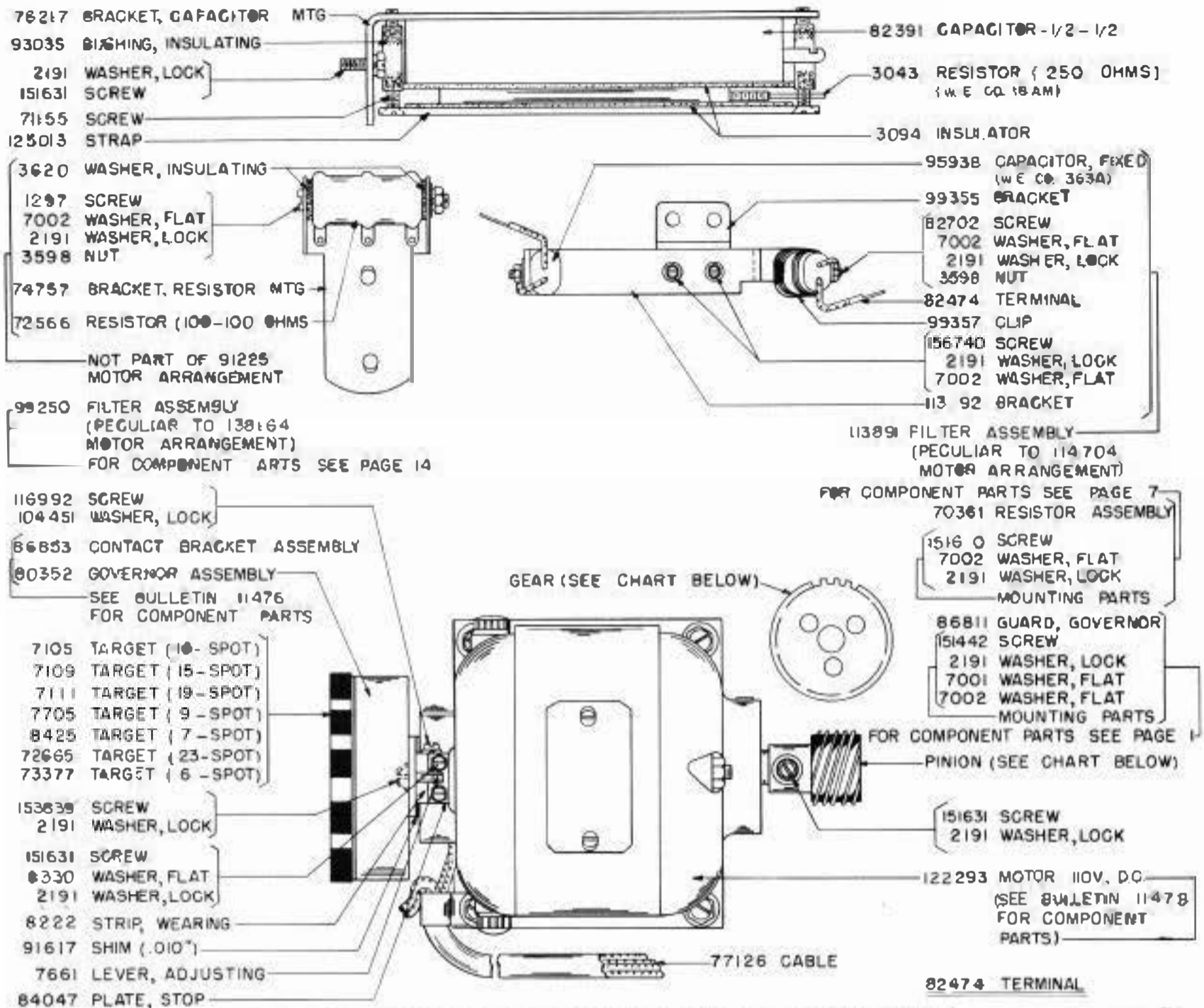
→ FOR FINISH SUFFIX SEE CHART ON PAGE C.

① FOR EXPLANATION SEE PAGE 41



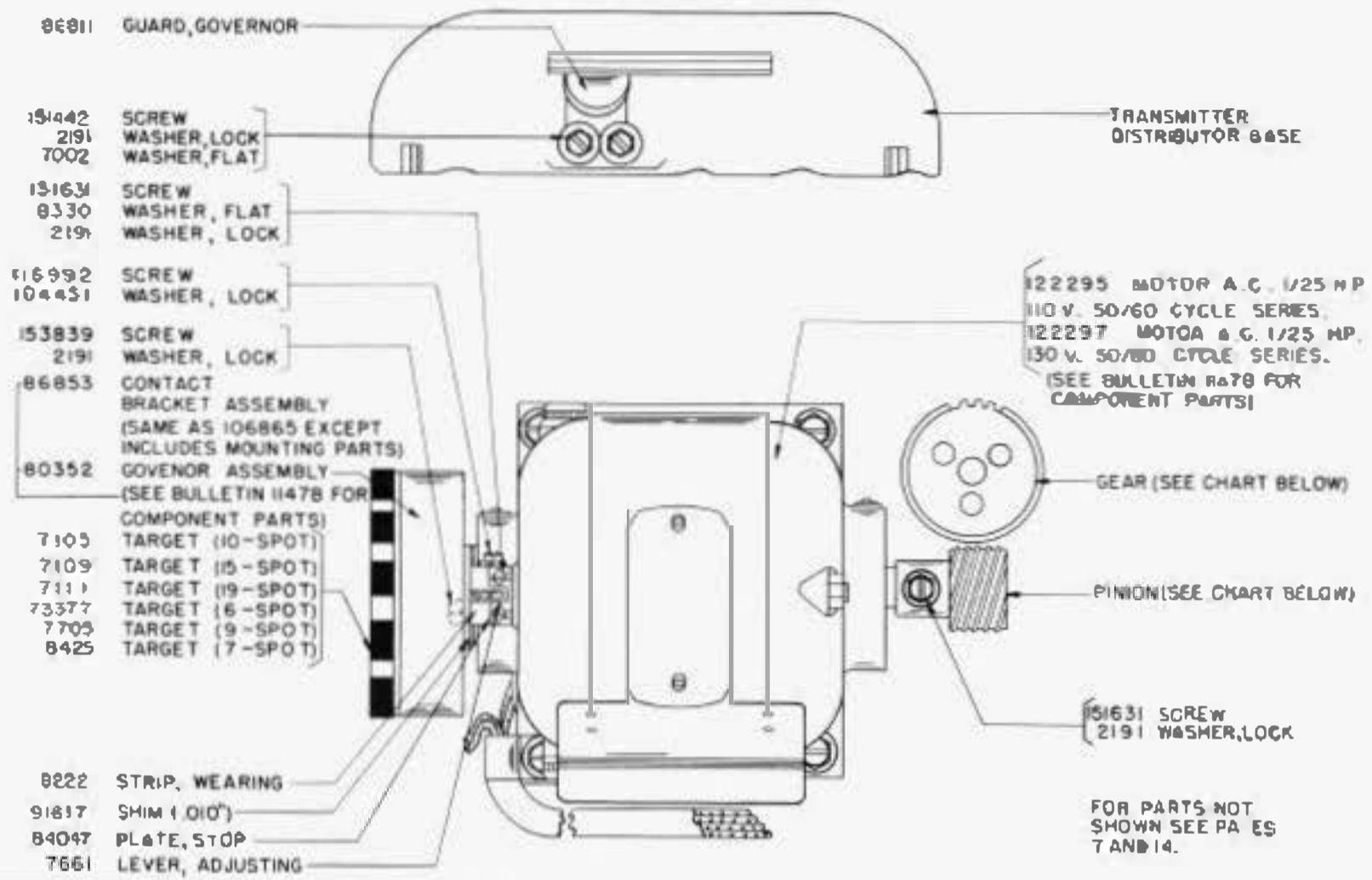
VARIABLE FEATURES OF SYNCHRONOUS MOTOR ARRANGEMENTS

MOTOR ARRANGEMENT	W P M	O P M	GEARS				GEAR SETS	MOTOR SPEED (R.P.M.)	STOP LEVER SPRING	TYPE OF MOTOR
			MAIN SHAFT		MOTOR PINION					
			PART NO.	TEETH	PART NO.	TEETH				
86707 (AJ)	60	368	80165	44	80166	9	111132	1800	55669	110V, 60 CYCLE SYN. 82283
86708 (AK)	40	240	80163	45	80164	6	111133	1800	55669	110V, 60 CYCLE SYN. 82283
87118 (AN)	65	385	84141	42	84142	9	111136	1800	55669	110V, 60 CYCLE SYN. 82283
87253 (AT)	83	500	87095	36	77025	10	111138	1800		110V, 60 CYCLE SYN. 87252
87373 (BB)	52	317	87372	34	87371	6	111144	1800	55669	110V, 60 CYCLE SYN. 82283
89522 (BT)	60	368	80165	44	80166	9	111132	1800	55669	110V, 60 CYCLE SYN. 82283
91121 (BX)	60	368	91132	53	91131	13	111146	1500	55669	110V, 50 CYCLE SYN. 82714
91707 (CD)	65	385	91705	35	91704	9	111148	1500	55669	110V, 50 CYCLE SYN. 82714
92881 (CT)	83	500	87095	36	77025	10	111138	1800		110V, 60 CYCLE SYN. 87252
92889 (CS)	64	388	92887	54	82888	14	111152	1500	55669	110V, 50 CYCLE SYN. 82714
95594 (DD)	40	240	80163	45	80164	6	111133	1800	55669	110V, 60 CYCLE SYN. 82283
97474 (DJ)	75	460	91284	47	91285	12	113204	1800	55669	110V, 60 CYCLE SYN. 82283
98552 (DR)	55	334	98554	43	98553	6	111144	1800	55669	110V, 60 CYCLE SYN. 82283
99437 (DU)	50	300	99407	42	99406	7	111156	1800	55669	110V, 60 CYCLE SYN. 82283
104675 (EZ)	70	420	104580	30	104579	7	111162	1800		110V, 60 CYCLE SYN. 82283
105707 (FZ)	25	150	105705	48	105706	4	111165	1800		110V, 60 CYCLE SYN. 82283
105915 (GM)	60	368	87222	44	80166	9	111142	1800		110V, 60 CYCLE SYN. 82283
111001 (GV)	64	388	86809	51	86810	11	111134	1800	55669	110V, 60 CYCLE SYN. 82283
113396 (HJ)	100	600	110884	36	110883	12	113206	1800	55669	110V, 60 CYCLE SYN. 82283
114337 (HP)	46	276	114338	52	114339	8	114590	1800	55669	110V, 60 CYCLE SYN. 82283
117411 (HY)	71	428	77026	35	77025	10	113207	1500	55669	110V, 50 CYCLE SYN. 82714
118908 (JS)	66	396	116766	50	116767	11	106956	1800	55669	110V, 60 CYCLE SYN. 82283
121430 (KH)	67	404	120406	26	120407	7	120413	1500	55669	110V, 50 CYCLE SYN. 82714
123771 (KT)	60	368	94098	53	91131	13	111150	1500	55669	110V, 50 CYCLE SYN. 82714
135053 (LL)	60	368	136036	44	80166	9	136842	1800		110V, 60 CYCLE SYN. 82283
135054 (LM)	100	600	135035	36	110883	12	136843	1800		110V, 60 CYCLE SYN. 82283
135170 (LP)	66	396	135172	53	135171	14	135173	1500	55669	110V, 50 CYCLE SYN. 82714
135704 (LW)	60	368	135067	53	91131	13	136846	1500		110V, 50 CYCLE SYN. 82714
135705 (LX)	66	396	135065	50	116767	11	136847	1800		110V, 60 CYCLE SYN. 82283
135708 (MA)	75	460	136525	47	91285	12	136849	1800		110V, 60 CYCLE SYN. 82283
135713 (ME)	52	317	135062	34	87371	6	136851	1800		110V, 60 CYCLE SYN. 82283
136426 (MK)	100	600	136424	45	136423	18	136456	1500		110V, 50 CYCLE SYN. 82714
136554 (MM)	87	525	136952	48	136552	14	136555	1800		110V, 60 CYCLE SYN. 82283
136605 (MN)	58	348	136542	56	136541	13	136540	1500		110V, 50 CYCLE SYN. 82714
136854 (MP)	67	404	136856	49	114454	11	136855	1800		110V, 60 CYCLE SYN. 82283
138869 (MR)	87	525	136952	48	136552	14	138893	1800		110V, 60 CYCLE SYN. 82283
138870 (MS)	67	404	107462	49	107463	15	136833	1500		110V, 50 CYCLE SYN. 82714
139109 (MV)	67	404	114455	49	114454	11	114456	1800	55669	110V, 60 CYCLE SYN. 82283
139196 (MW)	58	348	136542	56	136541	13	136540	1500		240V, 50 CYCLE SYN. 138809
142724 (NH)	75	460	142715	49	107463	15	142717	1500	55669	110V, 50 CYCLE SYN. 82714



VARIABLE FEATURES OF GOVERNED MOTOR ARRANGEMENTS

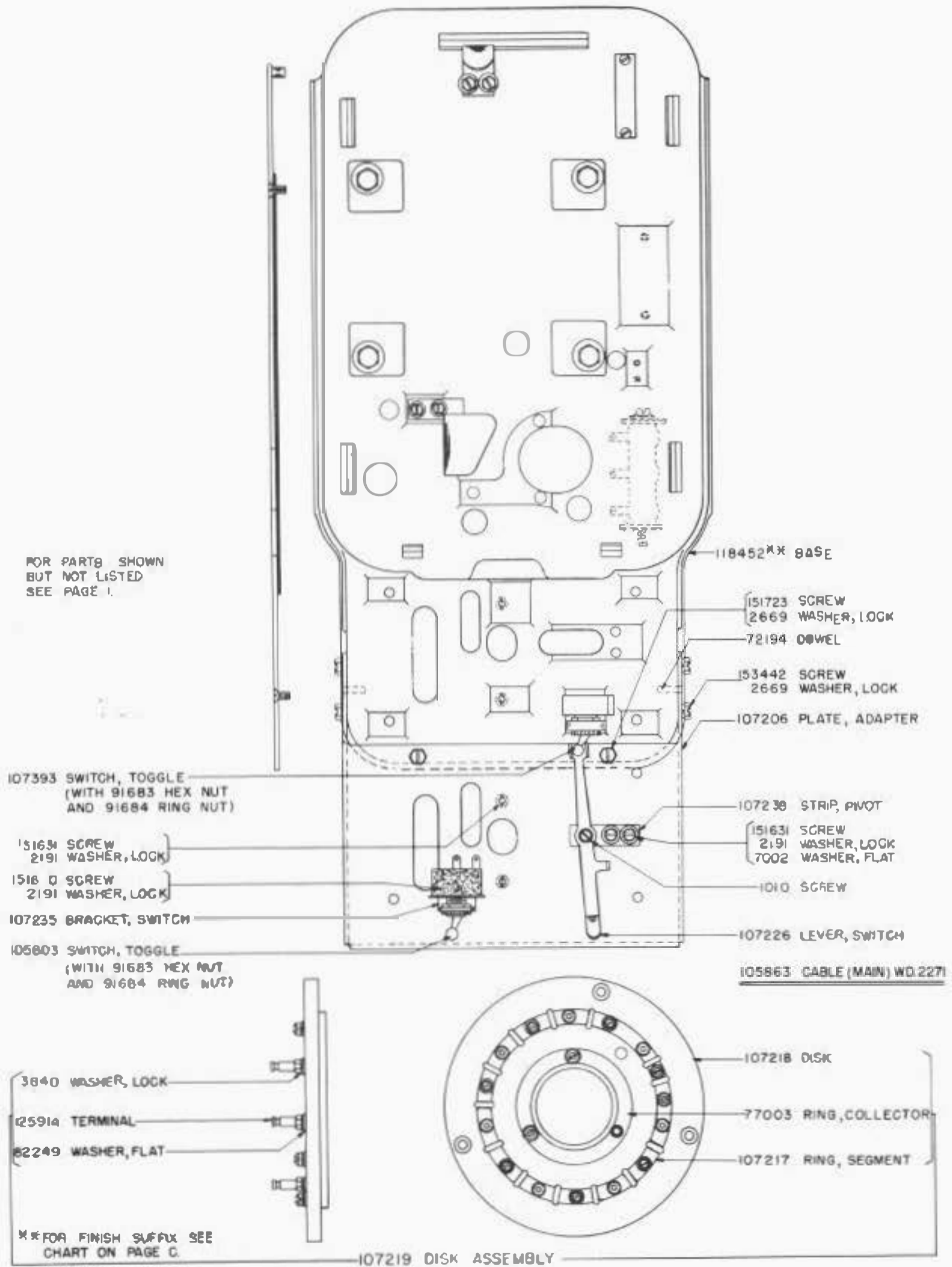
MOTOR ARRANGEMENT	W P M	D P M	GEARS				GEAR SETS	MOTOR SPEED (R.P.M)	STOP LEVER SPRING	TYPE OF MOTOR
			MAIN SHAFT		MOTOR PINION					
			PART NO.	TEETH	PART NO.	TEETH				
86699 (AA)	60	368	77036	40	77034	7	111129	2102	55669	110V, D.C. SHUNT 122293
86701 (AC)	60	364	77062	39	77061	9	111130	1579		110V, D.C. SHUNT 122293
86703 (AE)	41	249	80939	40	80938	5	111131	1992		110V, D.C. SHUNT 122293
86705 (AG)	83	500	77026	35	77025	10	113207	1750		110V, D.C. SHUNT 122293
87117 (AM)	64	385	84139	49	84140	9	111139	2100		110V, D.C. SHUNT 122293
87121 (AR)	45	273	77036	40	77034	7	111129	1560		110V, D.C. SHUNT 122293
87127 (AX)	45	272	77995	45	77994	7	111140	1752		110V, D.C. SHUNT 122293
91225 (BZ)	60	365	77036	40	77034	7	111129	2086	55669	110V, D.C. SHUNT 122293
91503 (CA)	65	390	91505	54	91504	10	111147	2102	55669	110V, D.C. SHUNT 122293
94718 (CQ)	66	400	94832	42	94833	8	111151	2102		110V, D.C. SHUNT 122293
104673 (EX)	70	420	104658	45	104659	9	111161	2102		110V, D.C. SHUNT 122293
105483 (FM)	60	368	77036	40	77034	7	111129	2102		110V, D.C. SHUNT 122293
114611 (HR)	75	460	91282	32	91283	7	113205	2102	55669	110V, D.C. SHUNT 122293
114704 (HS)	60	368	84357	40	77034	7	111141	2102		110V, D.C. SHUNT 122293
124418 (KW)	66	396	123712	53	123711	10	123710	2102	55669	110V, D.C. SHUNT 122293
124419 (KX)	52	317	123718	53	123717	8	123716	2102	55669	110V, D.C. SHUNT 122293
135702 (LU)	60	368	135068	40	77034	7	136845	2102		110V, D.C. SHUNT 122293
135709 (MB)	75	460	135064	32	91283	7	136850	2102		110V, D.C. SHUNT 122293
135711 (MD)	100	600	135061	35	77025	10	136844	2102		110V, D.C. SHUNT 122293
135714 (MF)	52	317	135069	53	123717	8	136852	2102		110V, D.C. SHUNT 122293
138164 (GF)	40	240	77036	40	77034	7	111129	1371		110V, D.C. SHUNT 122293
	60	368						2086		

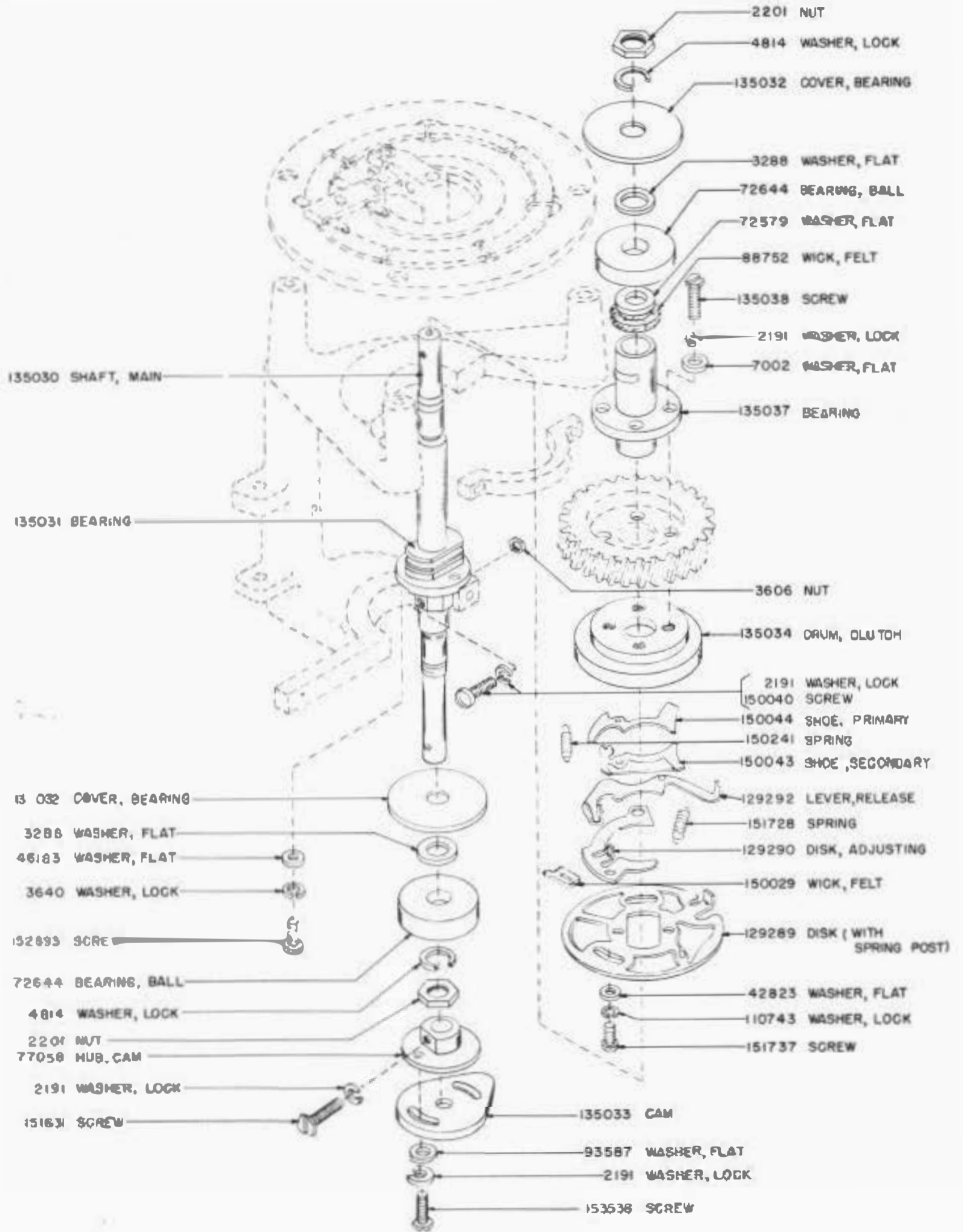


VARIABLE FEATURES OF GOVERNED MOTOR ARRANGEMENTS

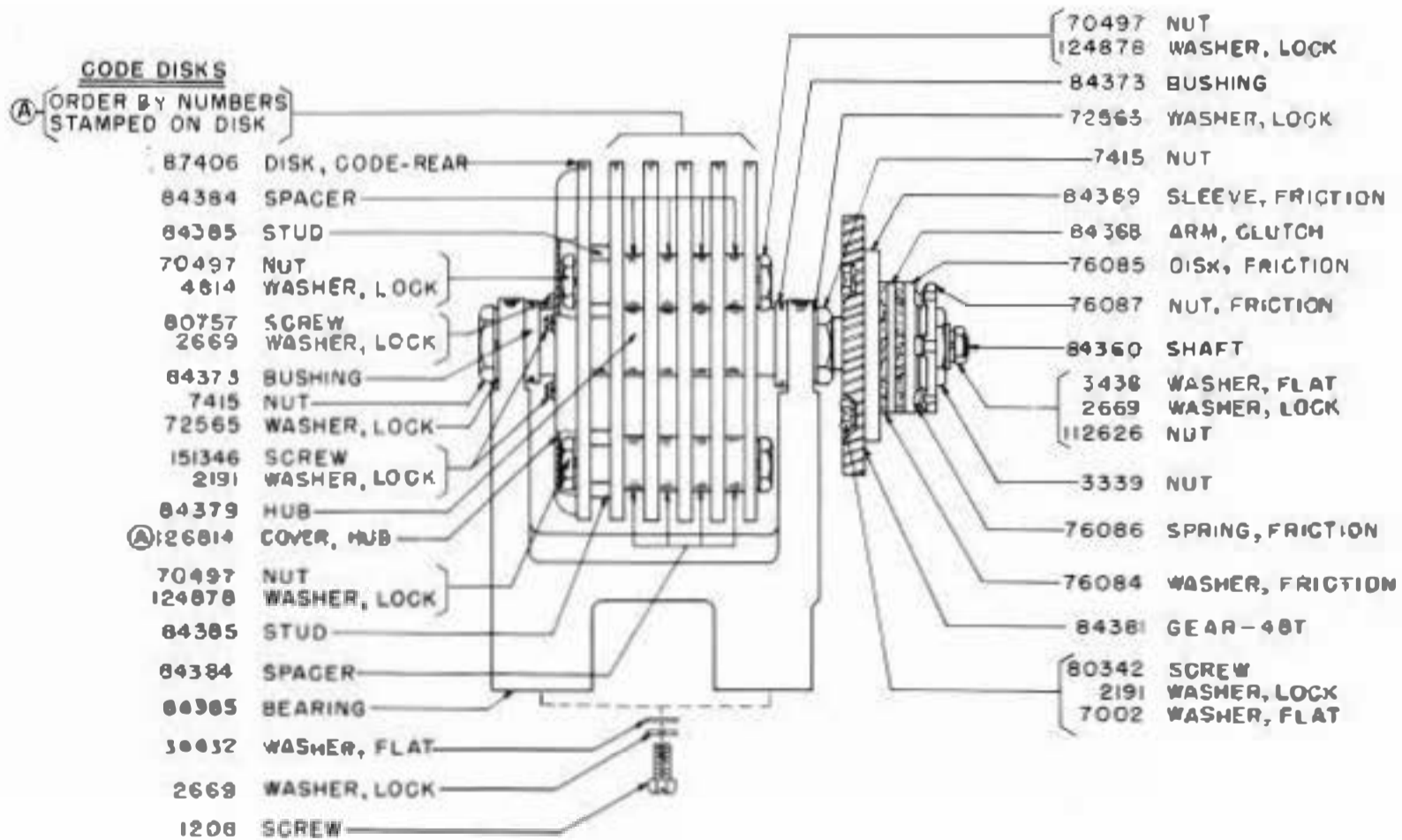
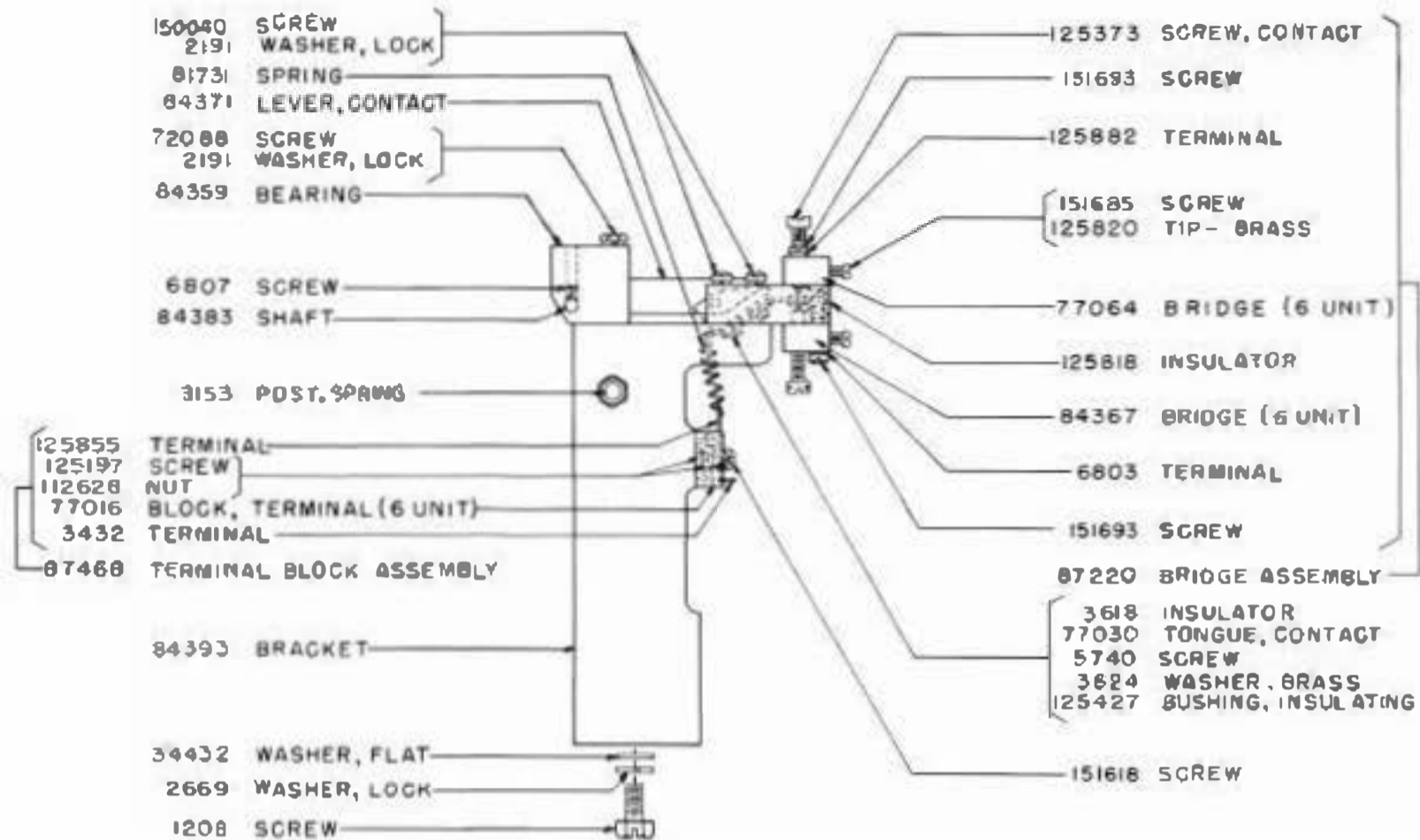
MOTOR ARRANGEMENT	W P M	O P M	GEARS				GEAR SETS	MOTOR SPEED (R.P.M.)	STOP LEVER SPRING	TYPE OF MOTOR
			MAIN SHAFT		MOTOR PINION					
			PART NO.	TEETH	PART NO.	TEETH				
86700 (AB)	60	368	77036	40	77034	7	111129	2102	80581	110V. A.C. GOVERNED 122295
86702 (AD)	60	364	77062	39	77061	9	111130	1579	80581	110V. A.C. GOVERNED 122295
86704 (AF)	41	249	80939	40	80938	5	111131	1992	80581	110V. A.C. GOVERNED 122295
86706 (AH)	83	500	77026	35	77025	10	113207	1750	80581	110V. A.C. GOVERNED 122295
87119 (AP)	65	385	84139	49	84140	9	111135	2100	80581	110V. A.C. GOVERNED 122295
87120 (AQ)	45	273	77036	40	77034	7	111129	1560	80581	110V. A.C. GOVERNED 122295
87126 (AW)	45	272	77995	45	77994	7	111140	1752	80581	110V. A.C. GOVERNED 122295
89593 (BS)	50	308	89605	40	89604	6	111145	2057	80581	110V. A.C. GOVERNED 122295
104674 (EY)	70	420	104658	45	104659	9	111161	2102		110V. A.C. GOVERNED 122295
105329 (FH)	60	368	77036	40	77034	7	111129	2102		110V. A.C. GOVERNED 122297
105523 (FR)	60	368	77036	40	77034	7	111129	2102	80581	110V. A.C. GOVERNED 122295
105529 (FP)	40	240	105527	35	105528	4	111163	2102		110V. A.C. GOVERNED 122295
105708 (FW)	25	150	105702	56	105703	4	111164	2102		110V. A.C. GOVERNED 122295
105905 (FS)	60	368	77036	40	77034	7	111129	2102	80581	110V. A.C. GOVERNED 122297
105927 (GL)	60	368	84357	40	77034	7	111141	2102		110V. A.C. GOVERNED 122295
107356 (GE)	60	368	77036	40	77034	7	111129	2102		110V. A.C. GOVERNED 122295
111604 (GW)	70	420	104658	45	104659	9	111161	2102		110V. A.C. GOVERNED 122295
112611 (GZ)	60	368	77036	40	77034	7	111129	2102		110V. A.C. GOVERNED 122295
114610 (HQ)	70	460	91282	32	91283	7	113205	2102	80581	110V. A.C. GOVERNED 122295
117771 (JD)	59	354	77062	39	77061	9	111130	1536	80581	110V. A.C. GOVERNED 122295
119660 (JT)	80	490	104580	30	104579	7	111162	2102	80581	110V. A.C. GOVERNED 122295
121085 (KG)	71	428	121087	49	121086	10	136841	2102	80581	110V. A.C. GOVERNED 122295
121467 (KL)	65	390	91505	54	91504	10	111147	2102	80581	110V. A.C. GOVERNED 122295
123314 (KP)	66	396	123712	53	123711	10	123710	2102	80581	110V. A.C. GOVERNED 122295
124417 (KV)	52	317	123718	53	123717	8	123716	2102		110V. A.C. GOVERNED 122295
135703 (LV)	60	368	135068	40	77034	7	136845	2102		110V. A.C. GOVERNED 122295
135706 (LY)	66	396	135066	53	123711	10	136848	2102		110V. A.C. GOVERNED 122295
135707 (LZ)	66	396	135066	53	123711	10	136848	2102	80581	110V. A.C. GOVERNED 122295
135710 (MG)	75	460	135064	32	91283	7	136850	2102	80581	110V. A.C. GOVERNED 122295
135712 (LS)	100	600	135061	35	77025	10	136844	2102	80581	110V. A.C. GOVERNED 122295
135715 (MG)	52	317	135069	53	123717	8	136852	2102	80581	110V. A.C. GOVERNED 122295
142723 (NG)	70	420	142716	45	104659	9	142718	2100		110V. A.C. GOVERNED 122295

PAGES 20 THROUGH 22 COVER ADDITIONAL PARTS FOR
14F, 14G, 14M, 14P, 14AT AND 14AW TEST DISTRIBUTORS
AND THE 14B TRANSMITTER DISTRIBUTOR MOUNTING
PLATE. ALL OTHER PARTS ARE SAME AS SHOWN ON THE
PRECEDING PAGES.

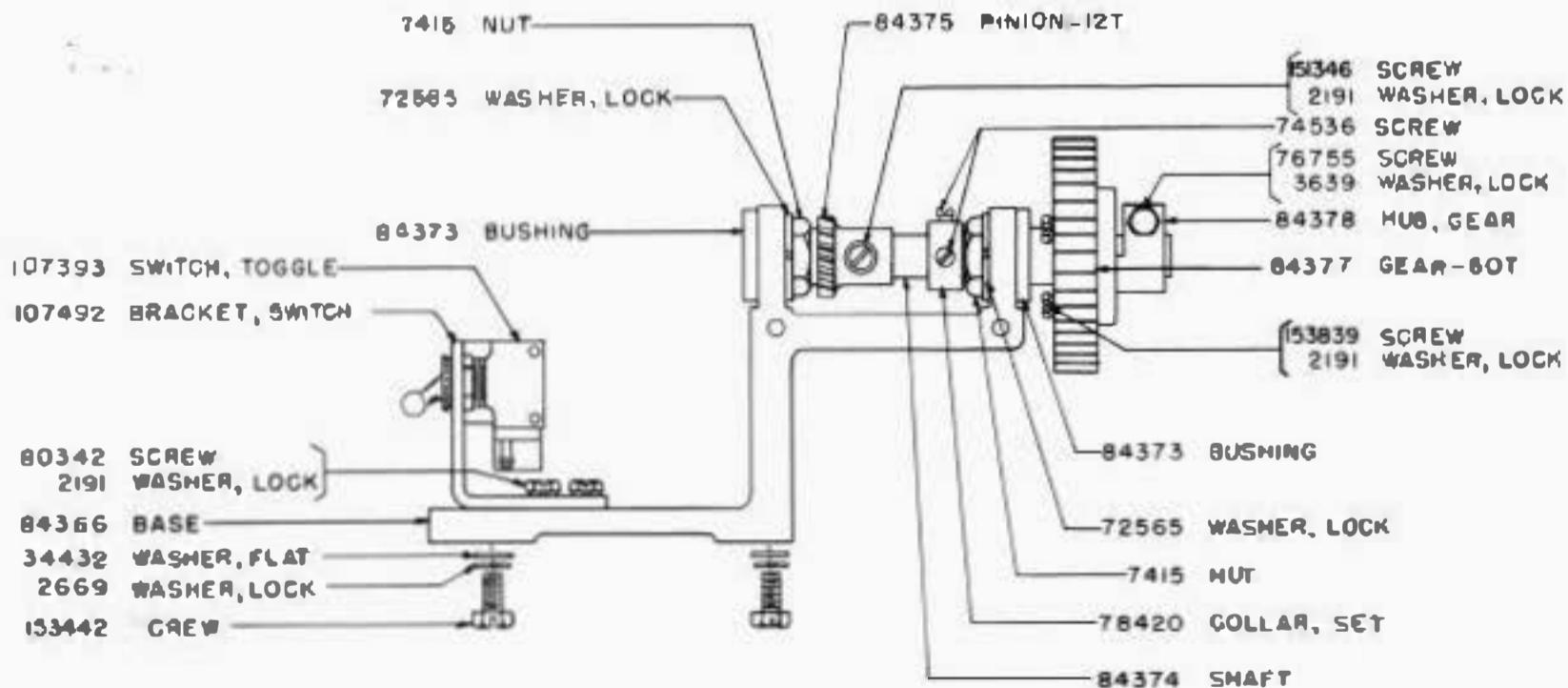
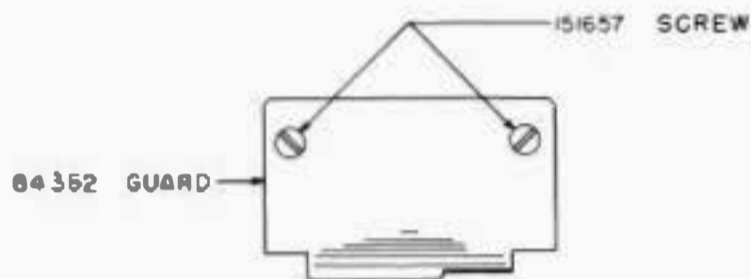
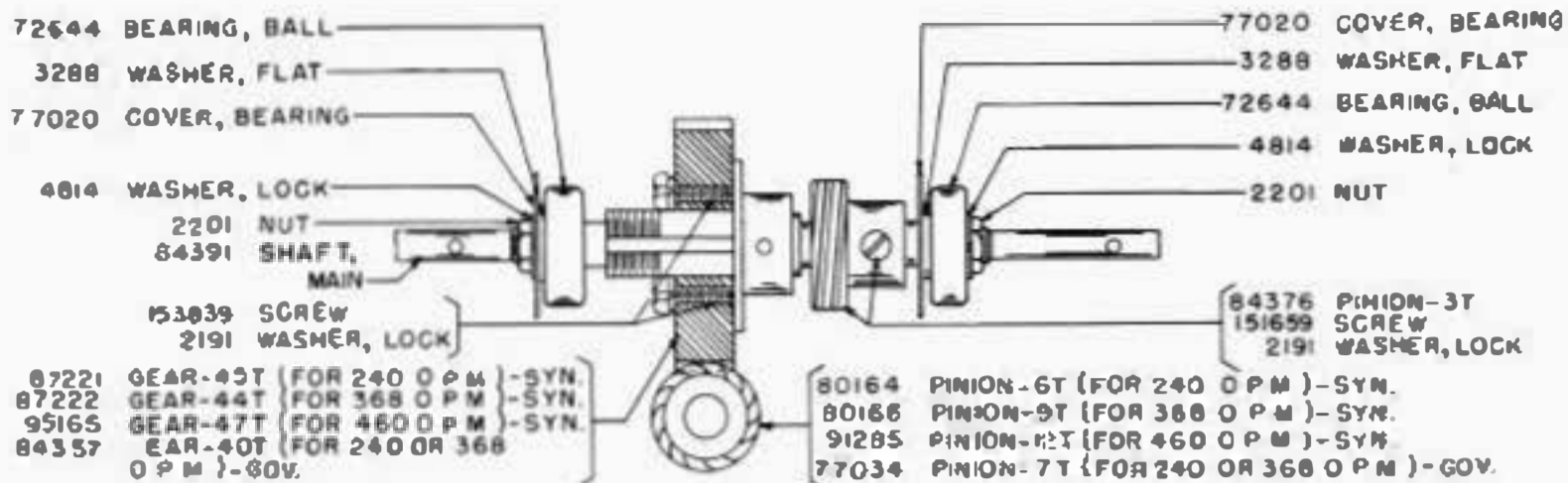


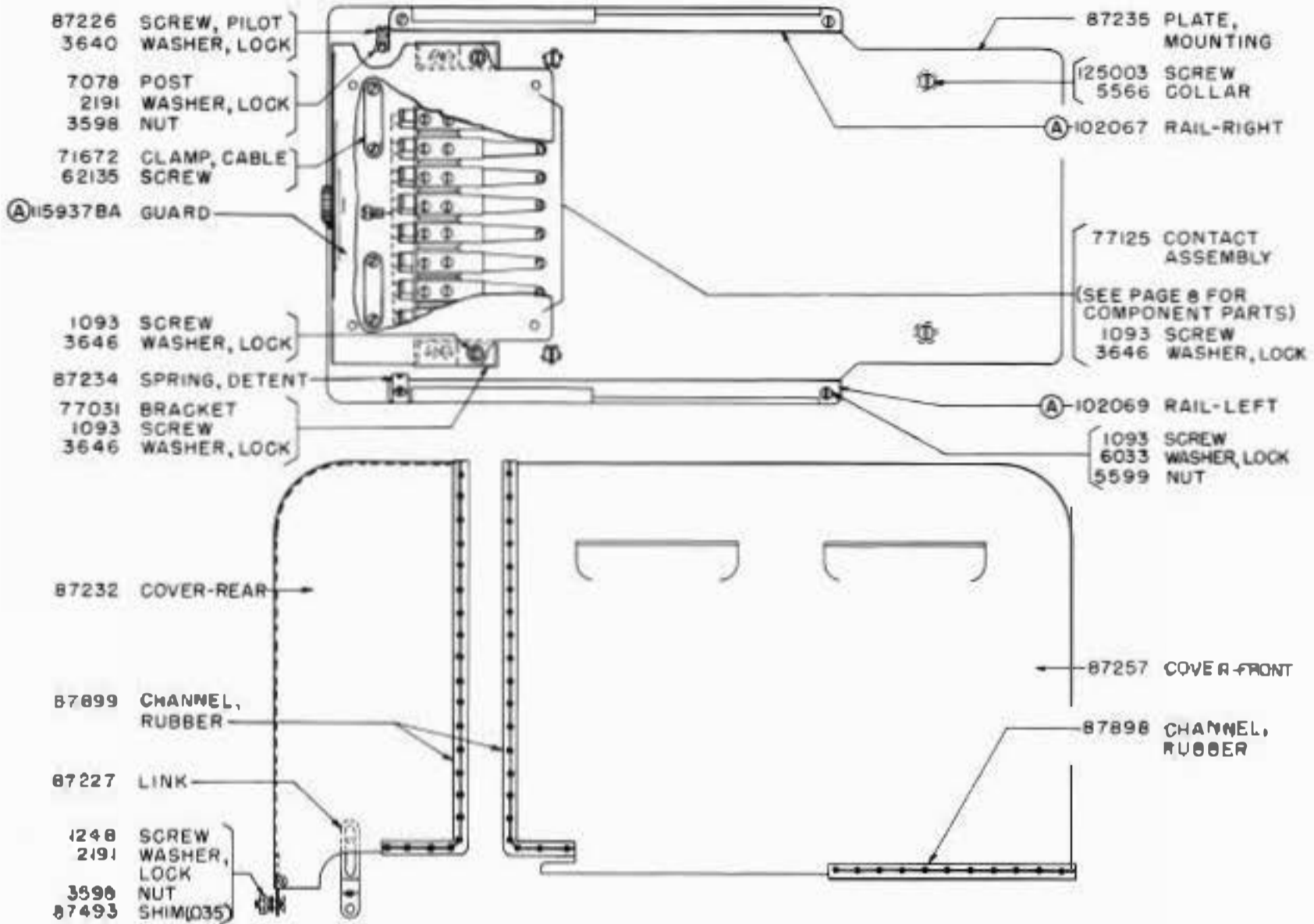


135051 MAIN SHAFT ASSEMBLY

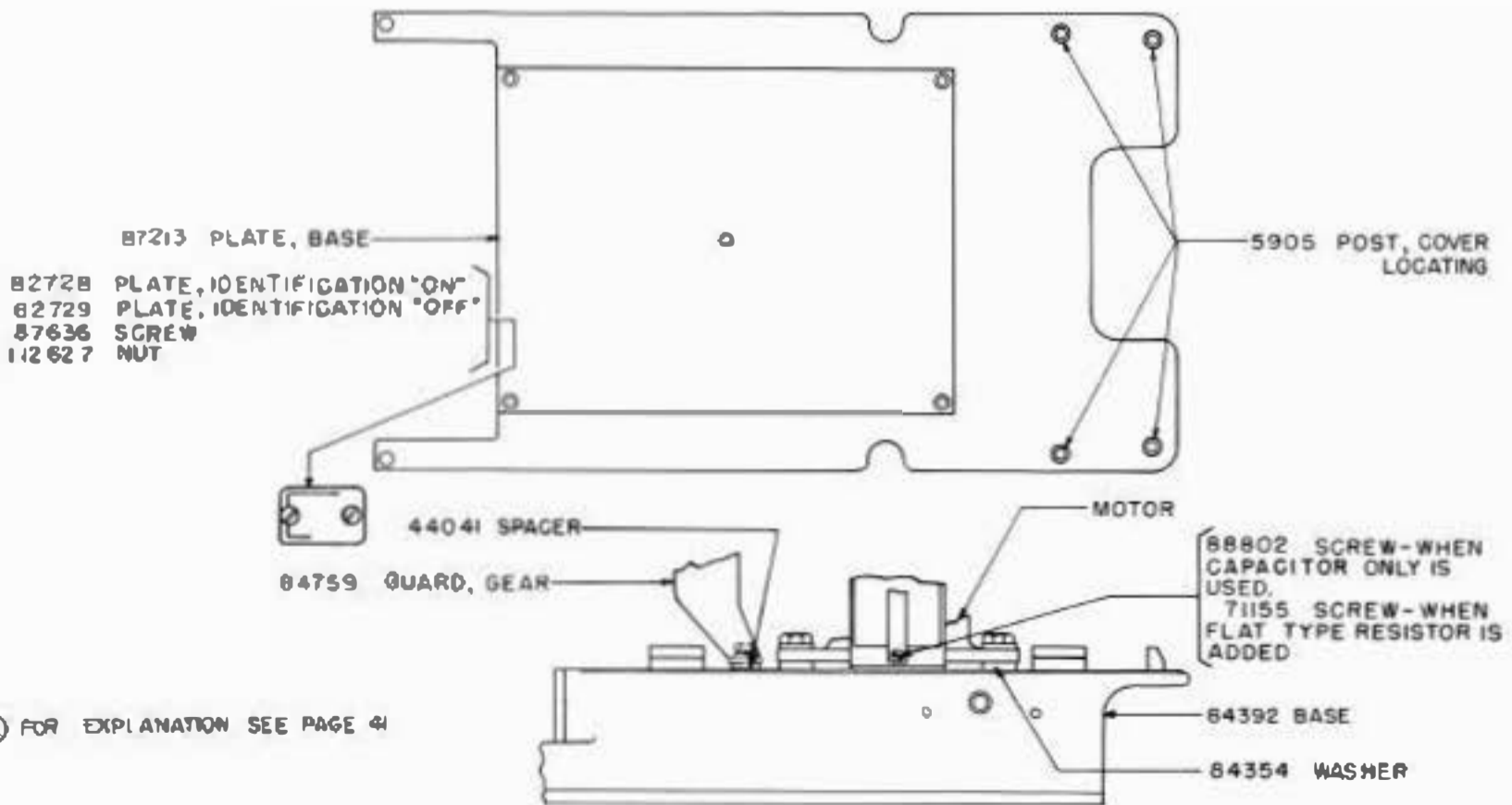


(A) FOR EXPLANATION SEE PAGE 41





AP8 TRANSMITTER DISTRIBUTOR MOUNTING PLATE ASSEMBLY

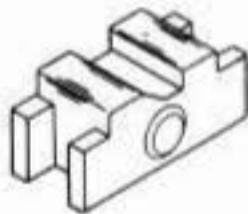
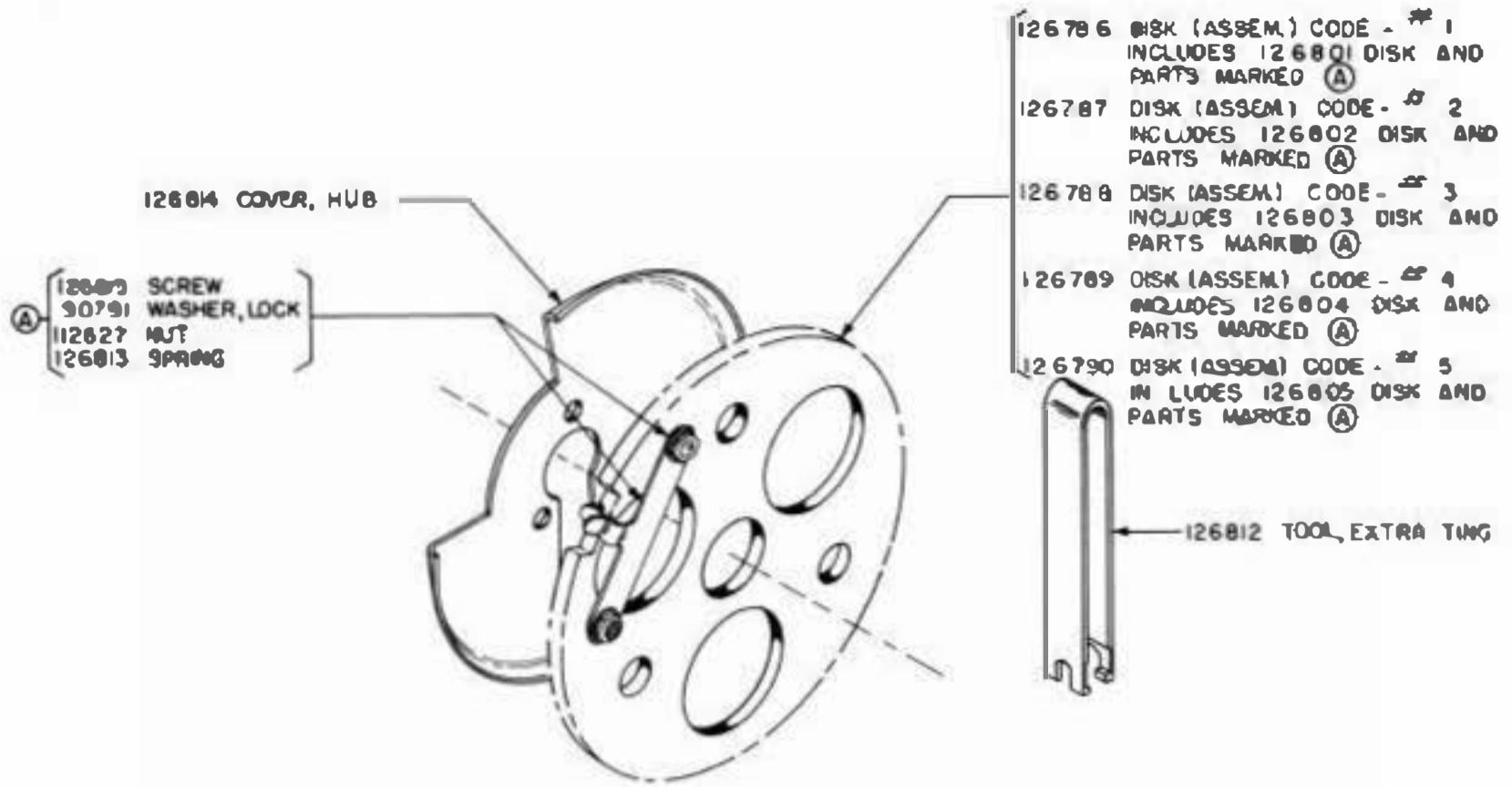


(A) FOR EXPLANATION SEE PAGE 41

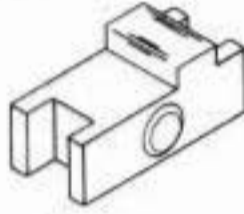
THE PARTS LISTED BELOW ARE USED ONLY ON
14T, 14J AND 14AY DISTRIBUTORS. ALL OTHER
PARTS ARE SAME AS SHOWN ON PAGES
1 THROUGH 18.

92489	DISK ASSEMBLY - WITH 8 SEGMENTS OF EQUAL LENGTH	
92497	CABLE, LINE - 1680WD	
92490	PINION - 11T	} FOR 341 R.P.M. GIVING A FREQUENCY CORRESPONDING TO 368 O.P.M.
92491	GEAR - 58T	
95198	PINION - 14T	} FOR 427 R.P.M. GIVING A FREQUENCY CORRESPONDING TO 460 O.P.M.
95199	GEAR - 59T	

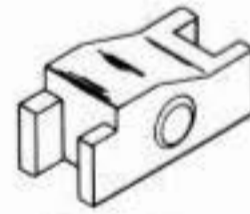
PAGES 25 THROUGH 378 COVER
VARIABLE FEATURES FOR THE MODELS
14 AND 20 TRANSMITTER DISTRIBUTORS



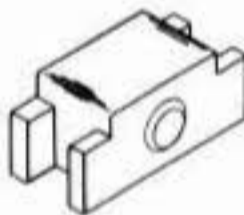
126806



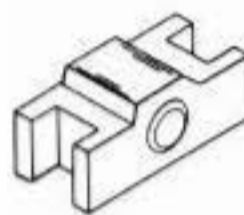
*126807



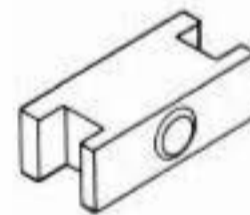
*126808



126809



126810



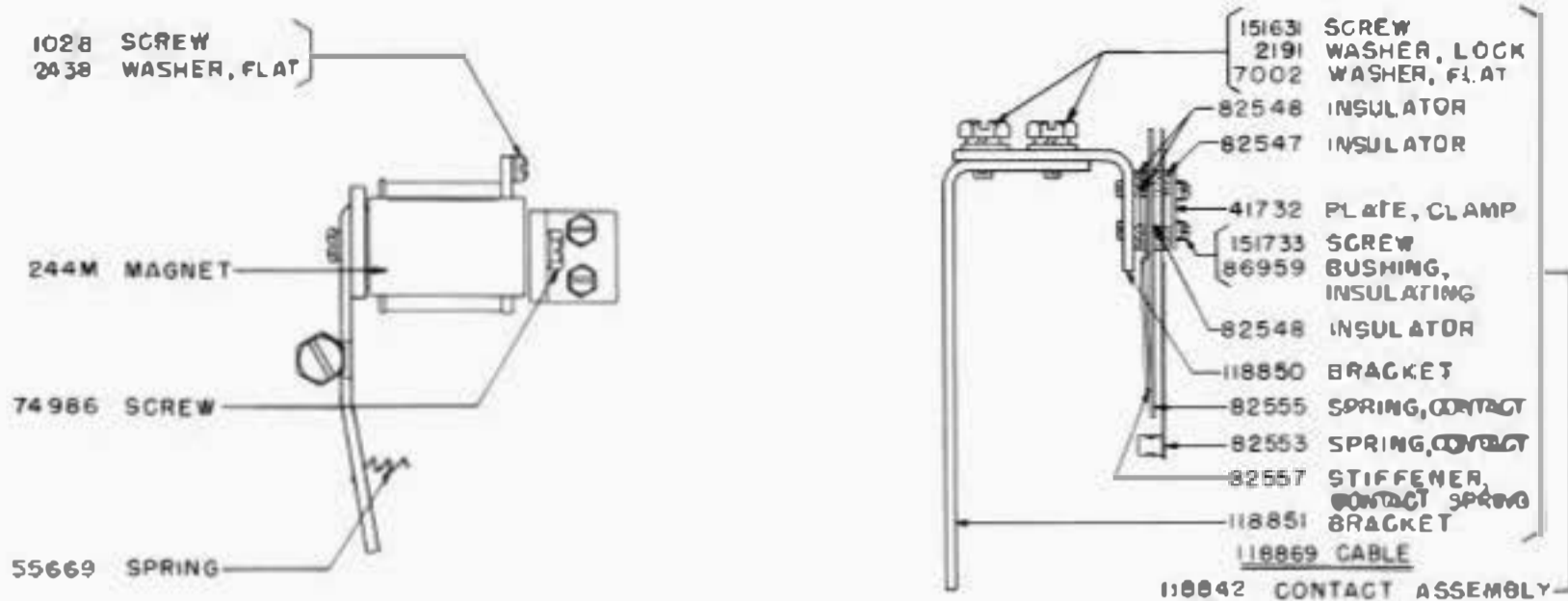
126811

* REVERSIBLE IN POSITION

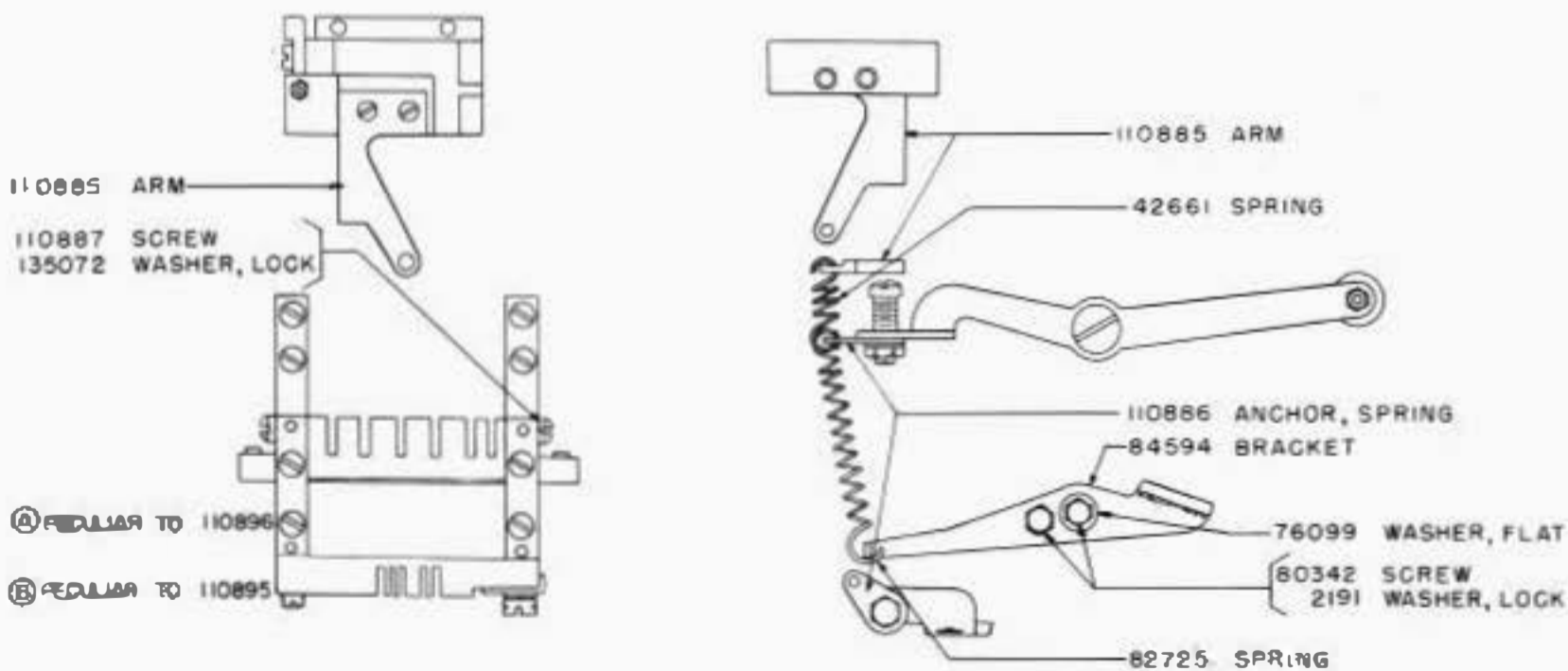
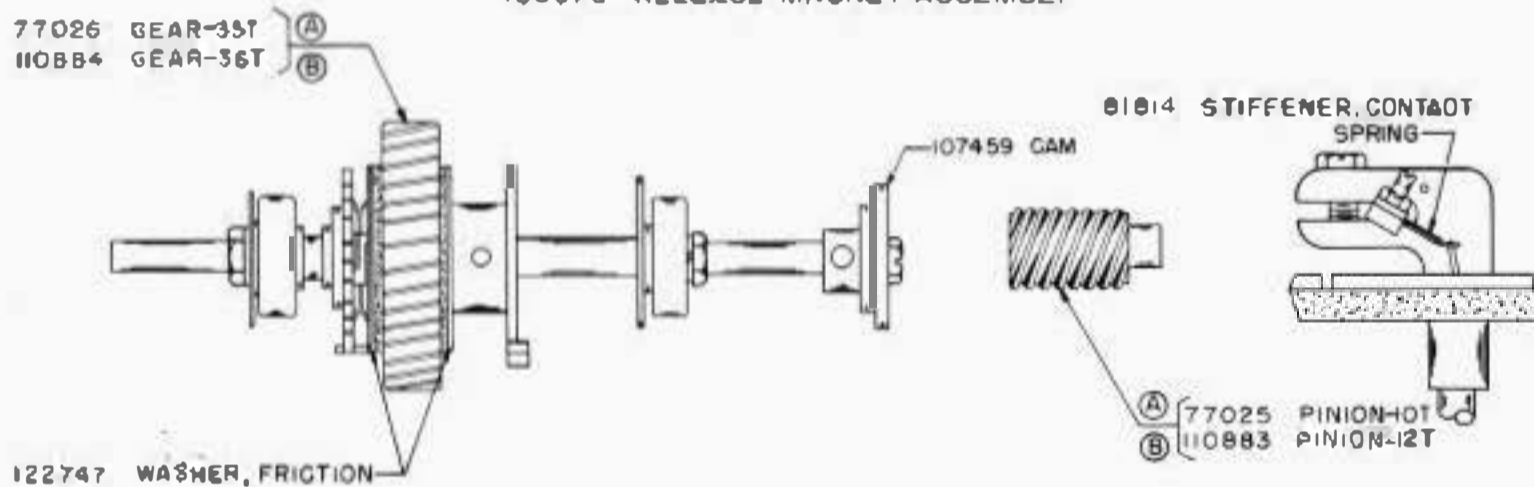
115836 MODIFICATION KIT TO EQUIP A 5 UNIT ED38
WITH INTERCHANGEABLE SEGMENT CODE DISKS

	CODE DISK #1	CODE DISK #2	CODE DISK #3	CODE DISK #4	(B) CODE DISK #5	CODE DISK #0
NEW STYLE ASSEMBLY NUMBER	126786	126787	126788	126789	126790	87406 (BLANK)
OLD STYLE PART NUMBER	87393	87494	87395	87396	87397	87406
	87145	87413	87416	87419	87149	
	87409	107490	87417	87420	105173	
	87410	87416	96475	87152	87422	
	87411	87414	96476	87421	87153	
	112585	105172	87418	103798	103799	
	92433	104767	87147	96478	96479	
	87412	87415	96477	87148	87423	
104093	101273	87151	112586	87424		

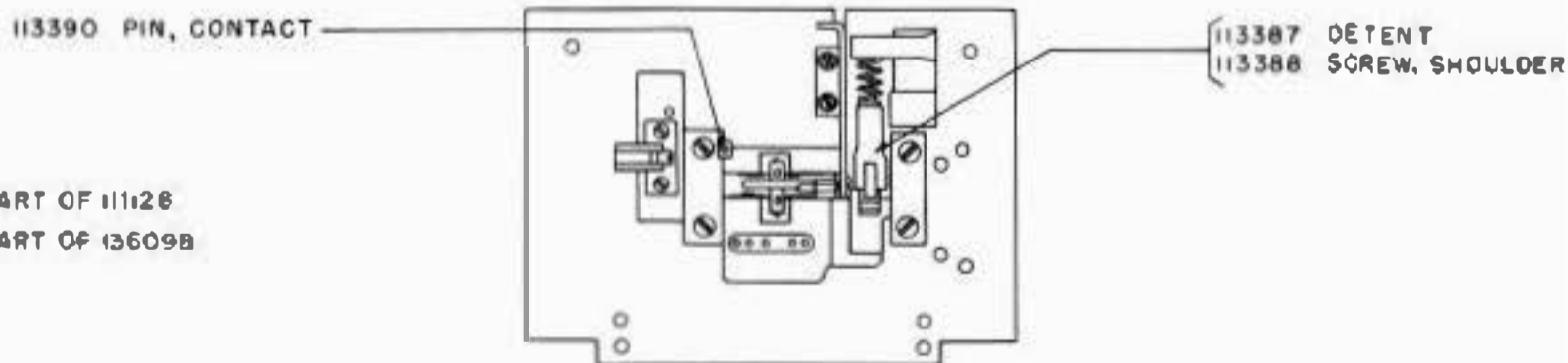
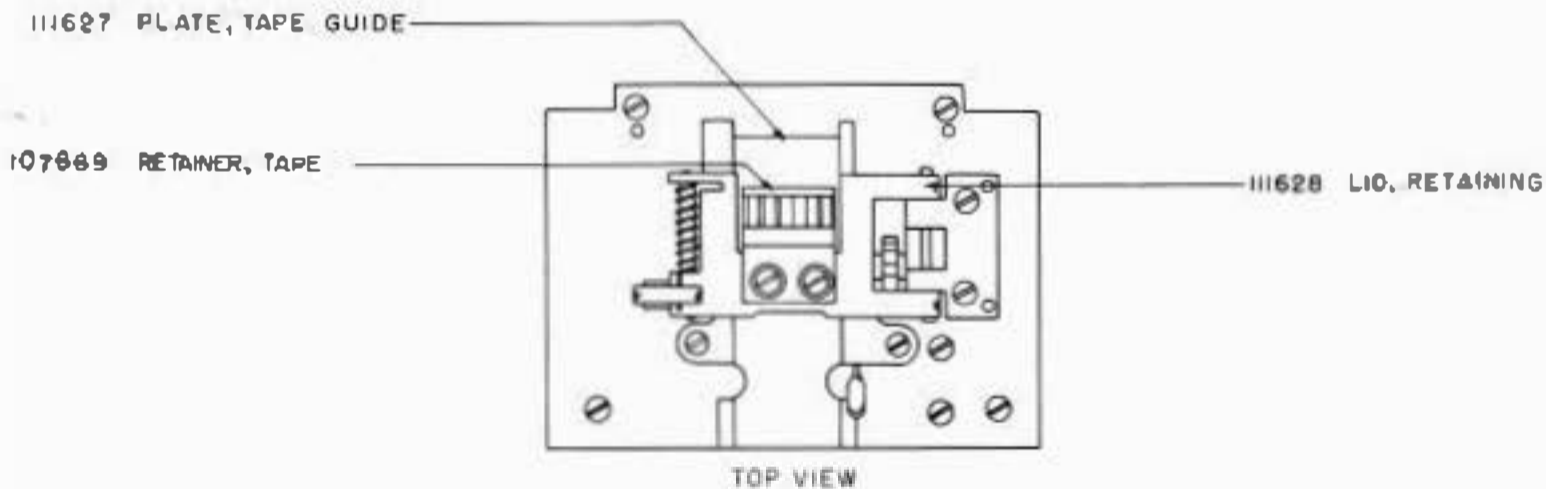
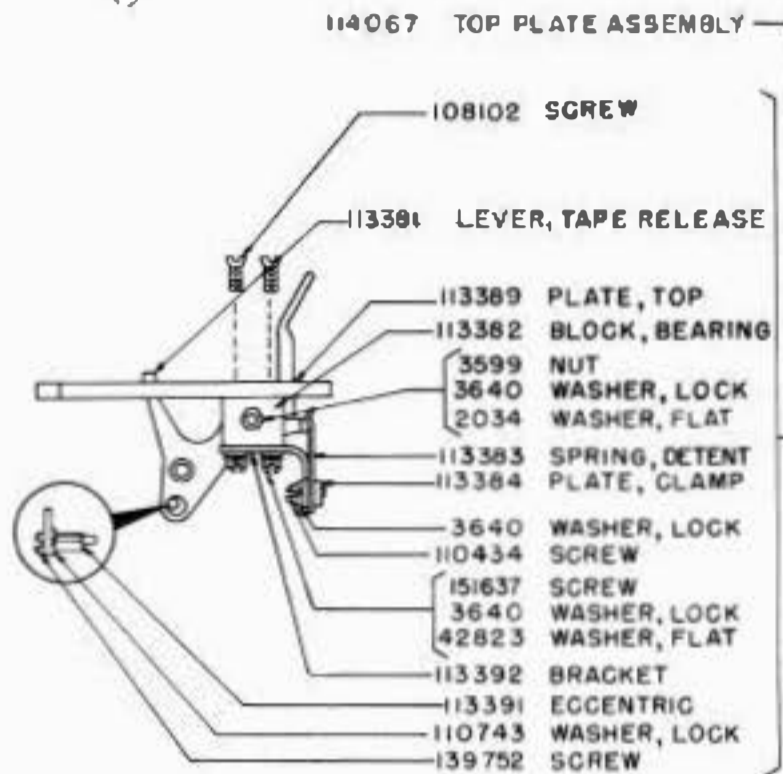
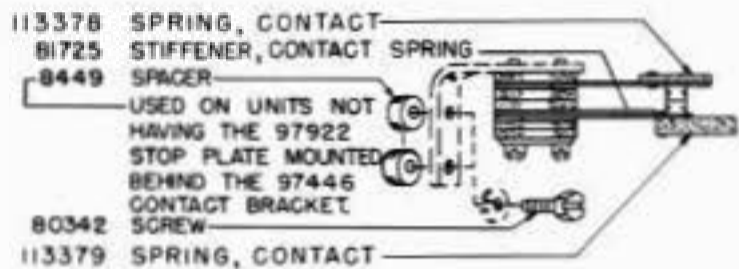
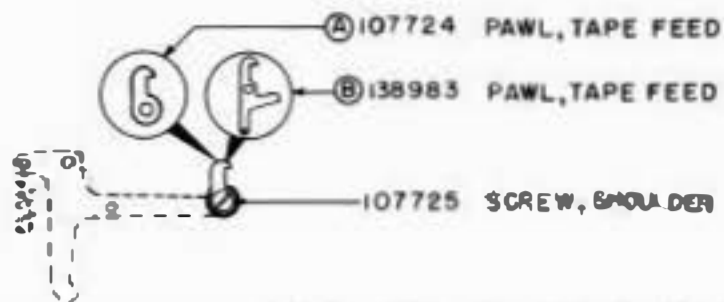
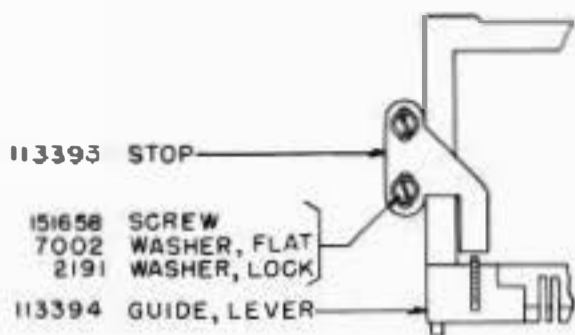
(B) FOR EXPLANATION SEE PAGE 41



106976 RELEASE MAGNET ASSEMBLY

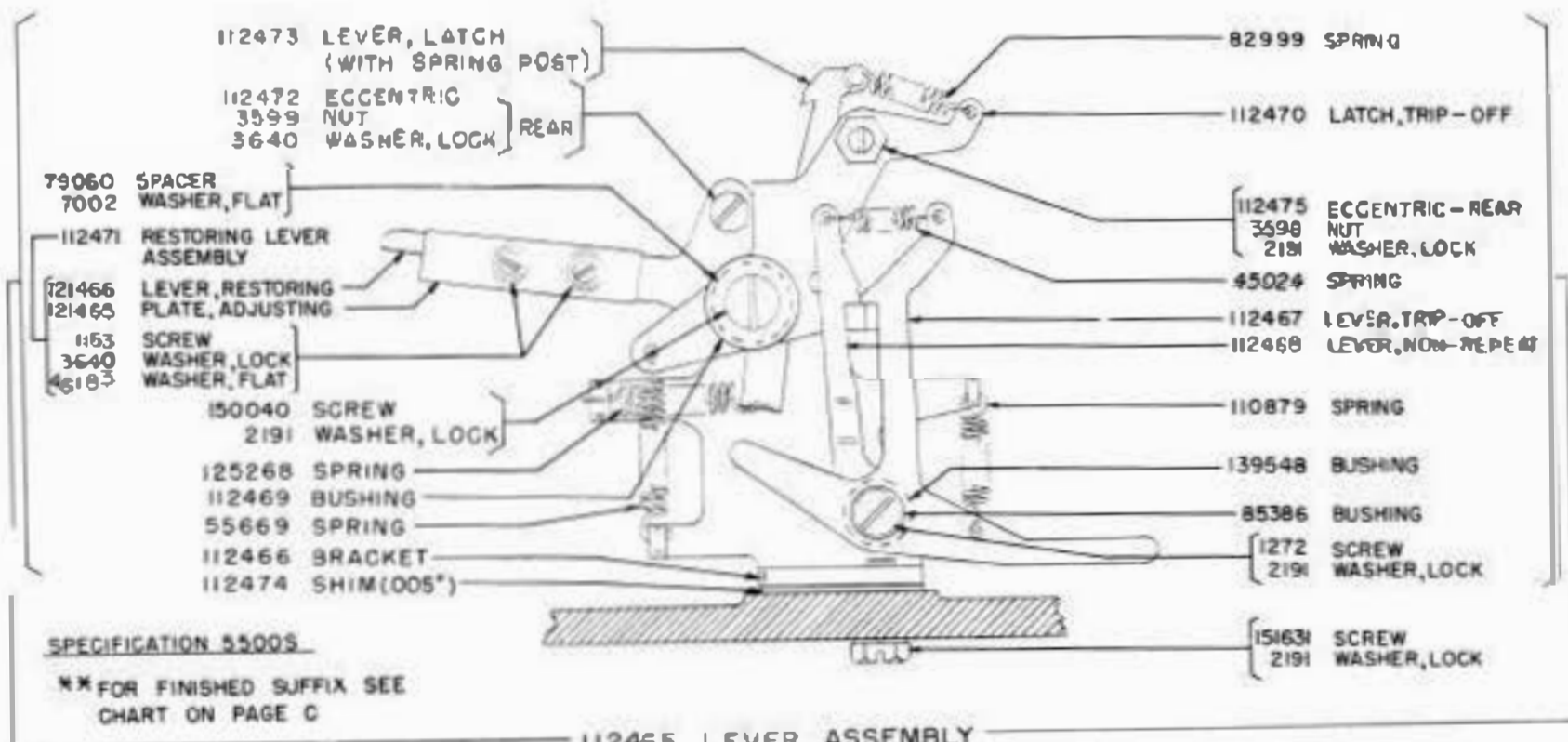
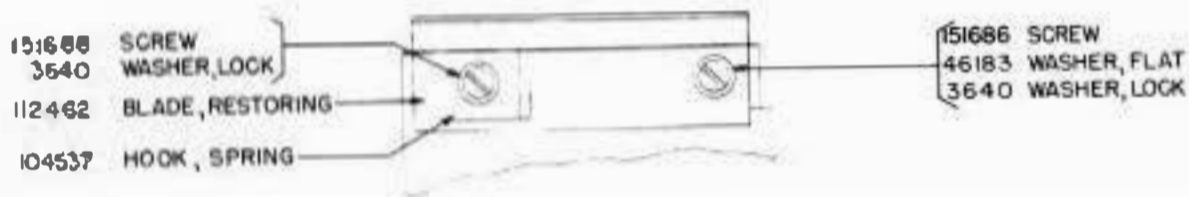
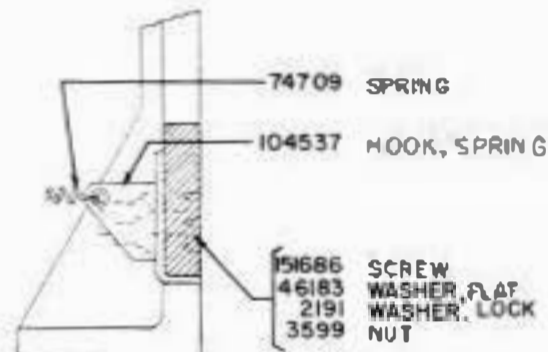
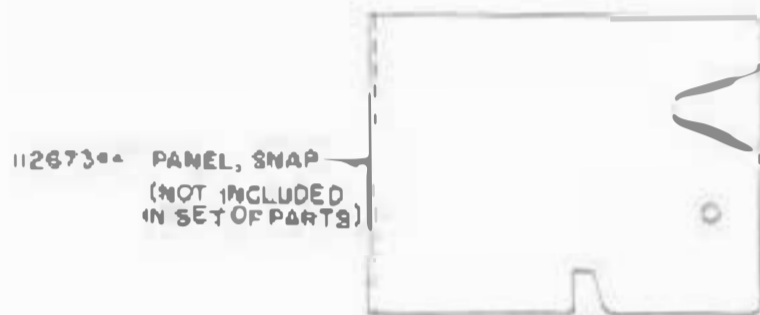
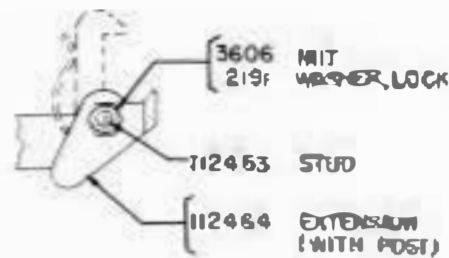
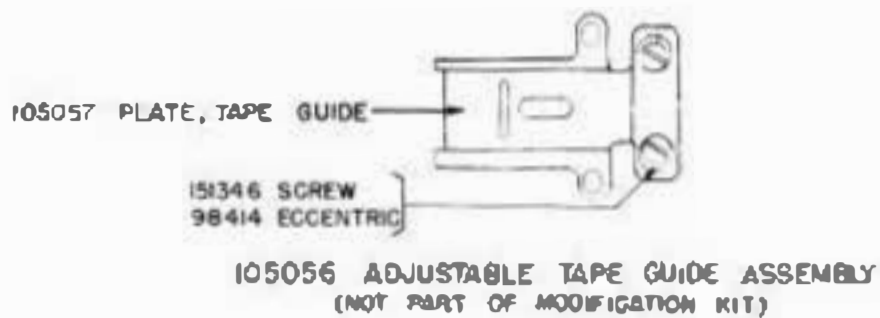


110895 MODIFICATION KIT TO EQUIP UNIT WITH 60 CYCLE SYNCHRONOUS MOTOR FOR 100 WPM OPERATION
110896 MODIFICATION KIT TO EQUIP UNIT WITH GOVERNED MOTOR FOR 100 WPM OPERATION

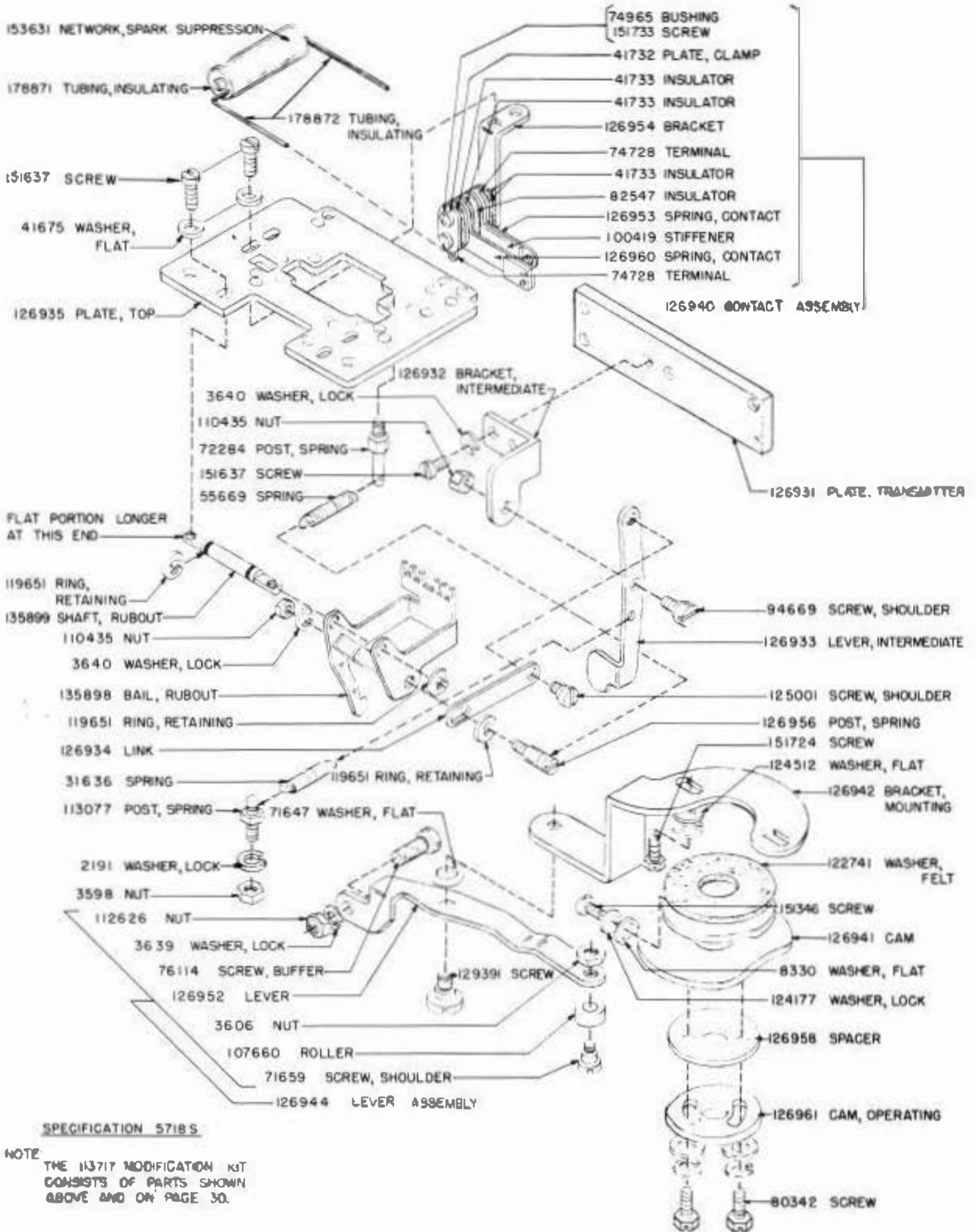


Ⓐ PART OF 11126
 Ⓑ PART OF 136098

11126 MODIFICATION KIT TO PROVIDE TAPE FEED WHEEL RELEASE
 136098 MODIFICATION KIT TO PROVIDE TAPE FEED WHEEL RELEASE



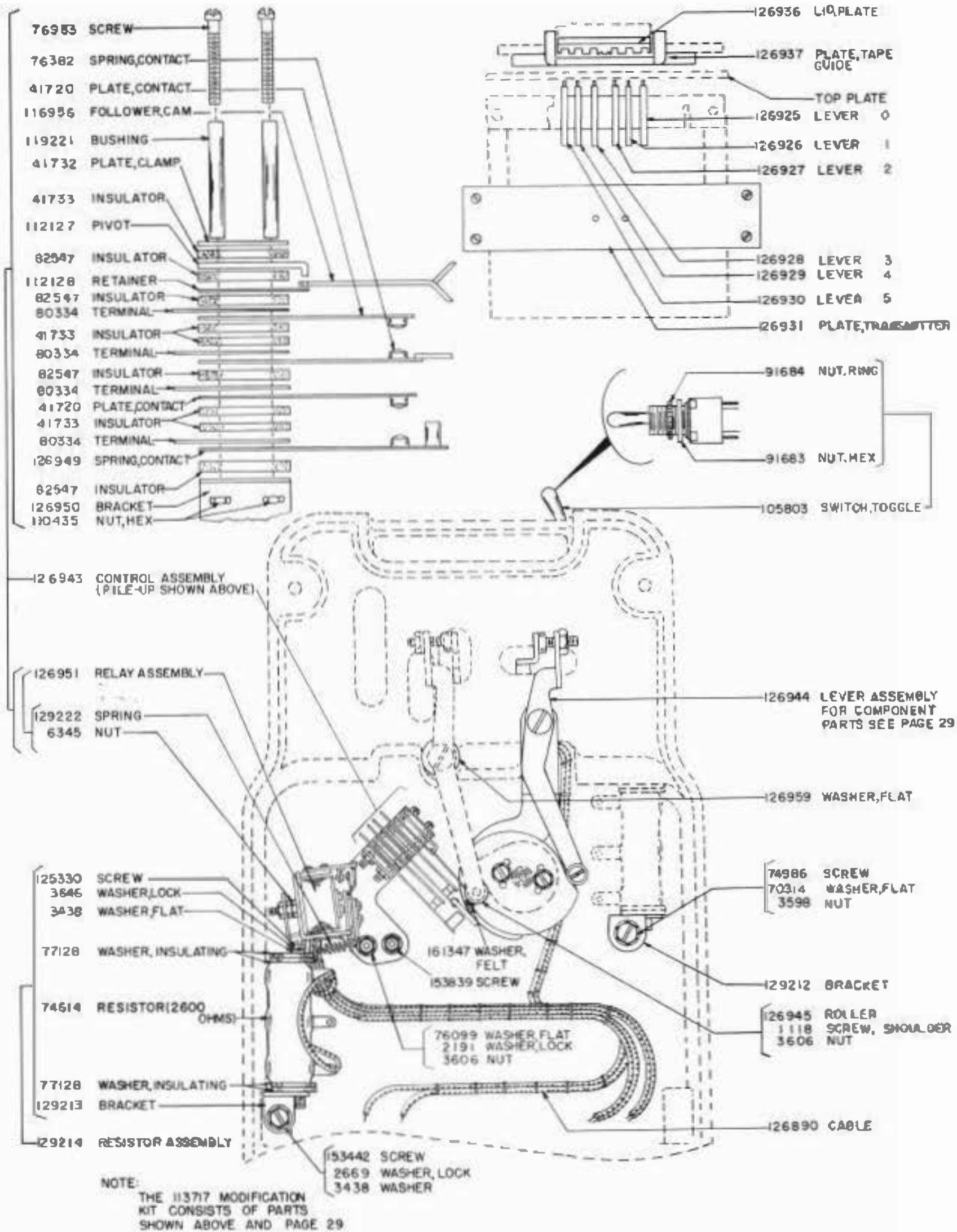
112119 MODIFICATION KIT TO PROVIDE TAPE FEED SUPPRESSION

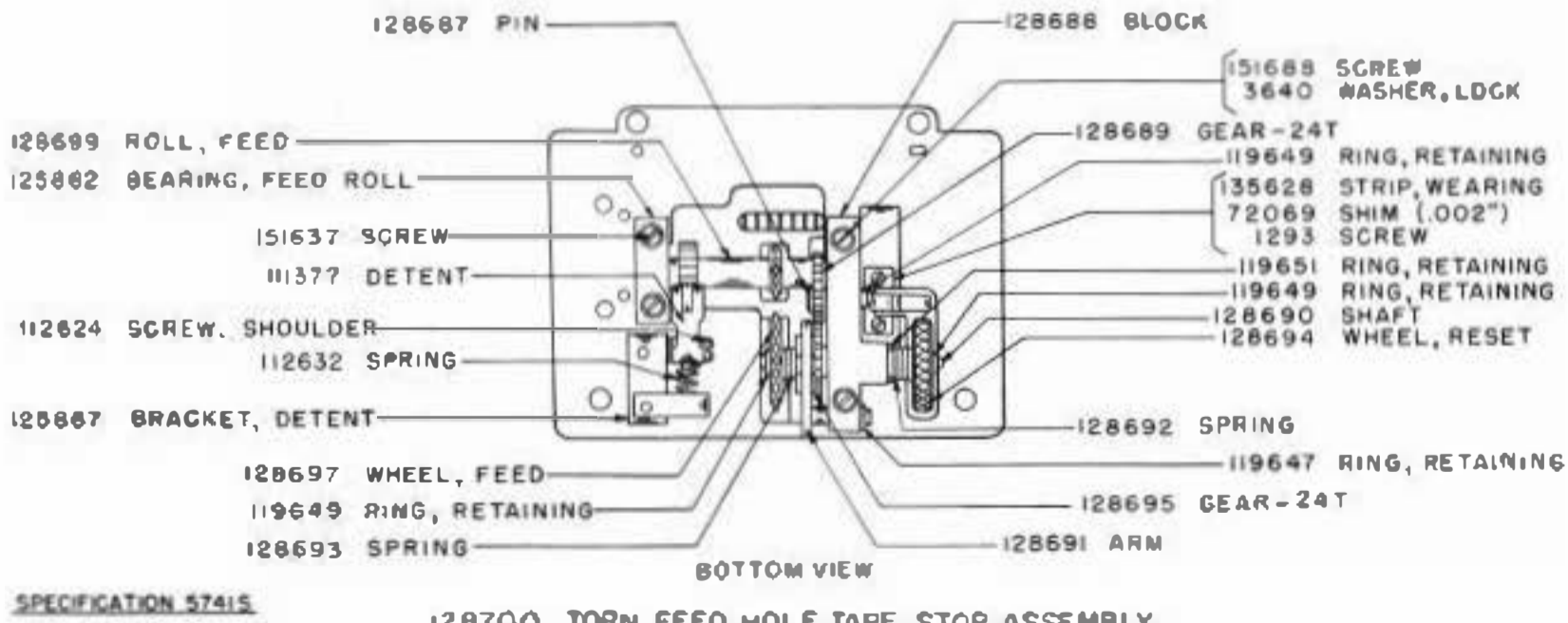
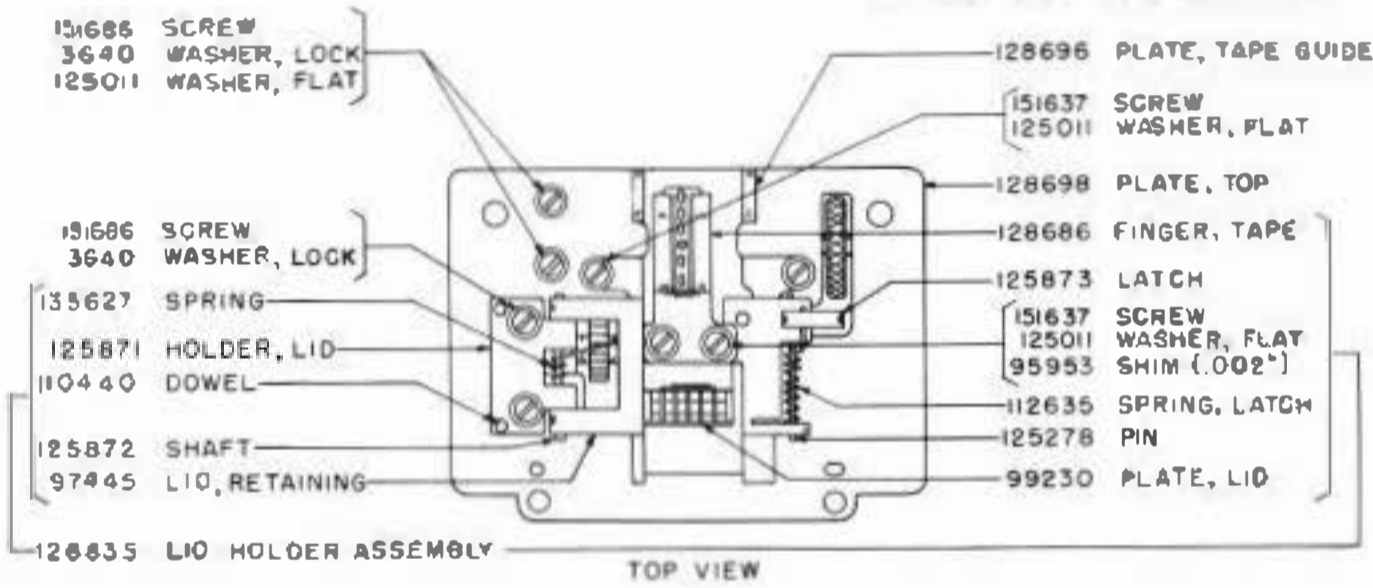
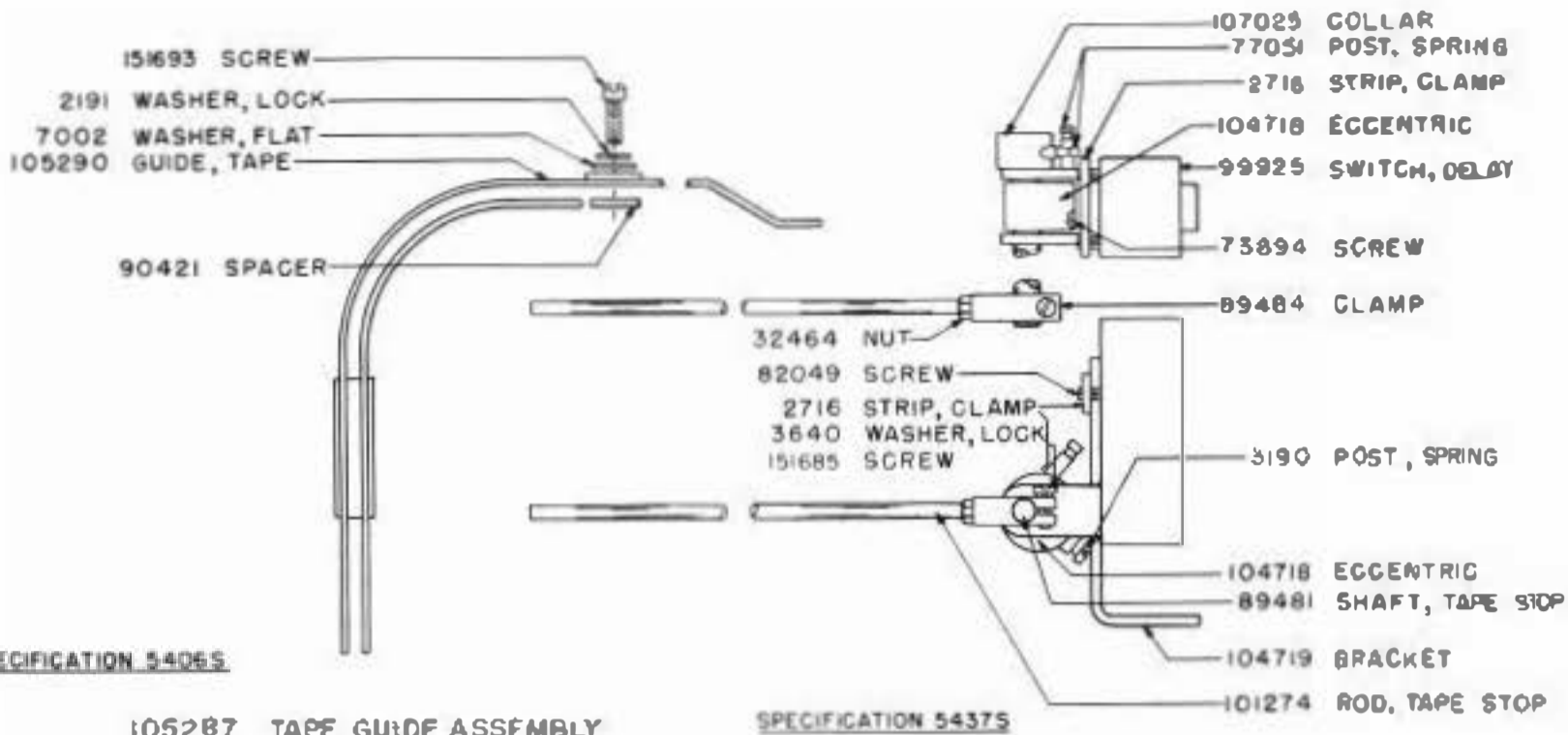


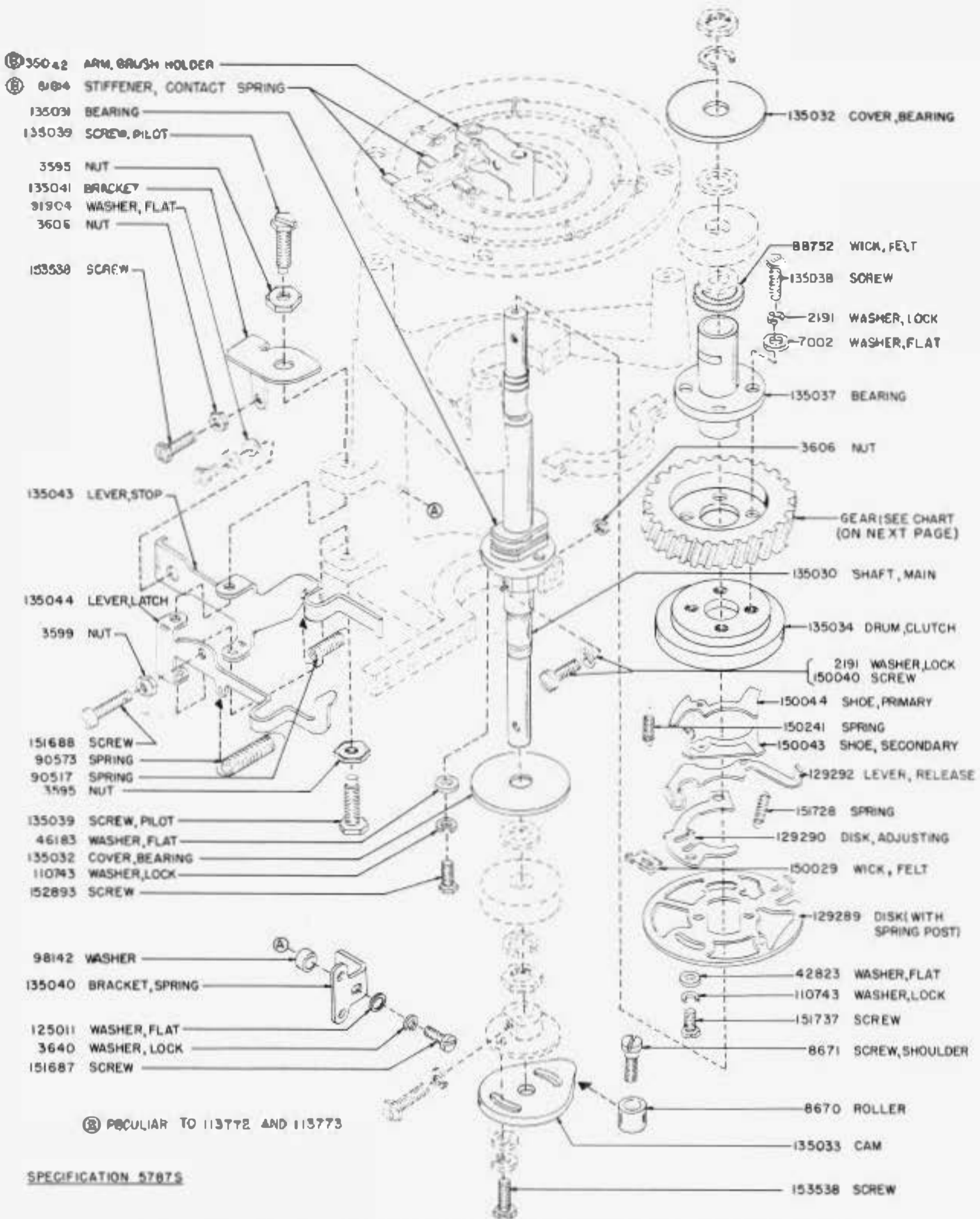
SPECIFICATION 5718 S

NOTE
 THE 113717 MODIFICATION KIT
 CONSISTS OF PARTS SHOWN
 ABOVE AND ON PAGE 30.

113717 MODIFICATION KIT TO PROVIDE A RUBOUT DELETING
 MECHANISM (6 UNIT)



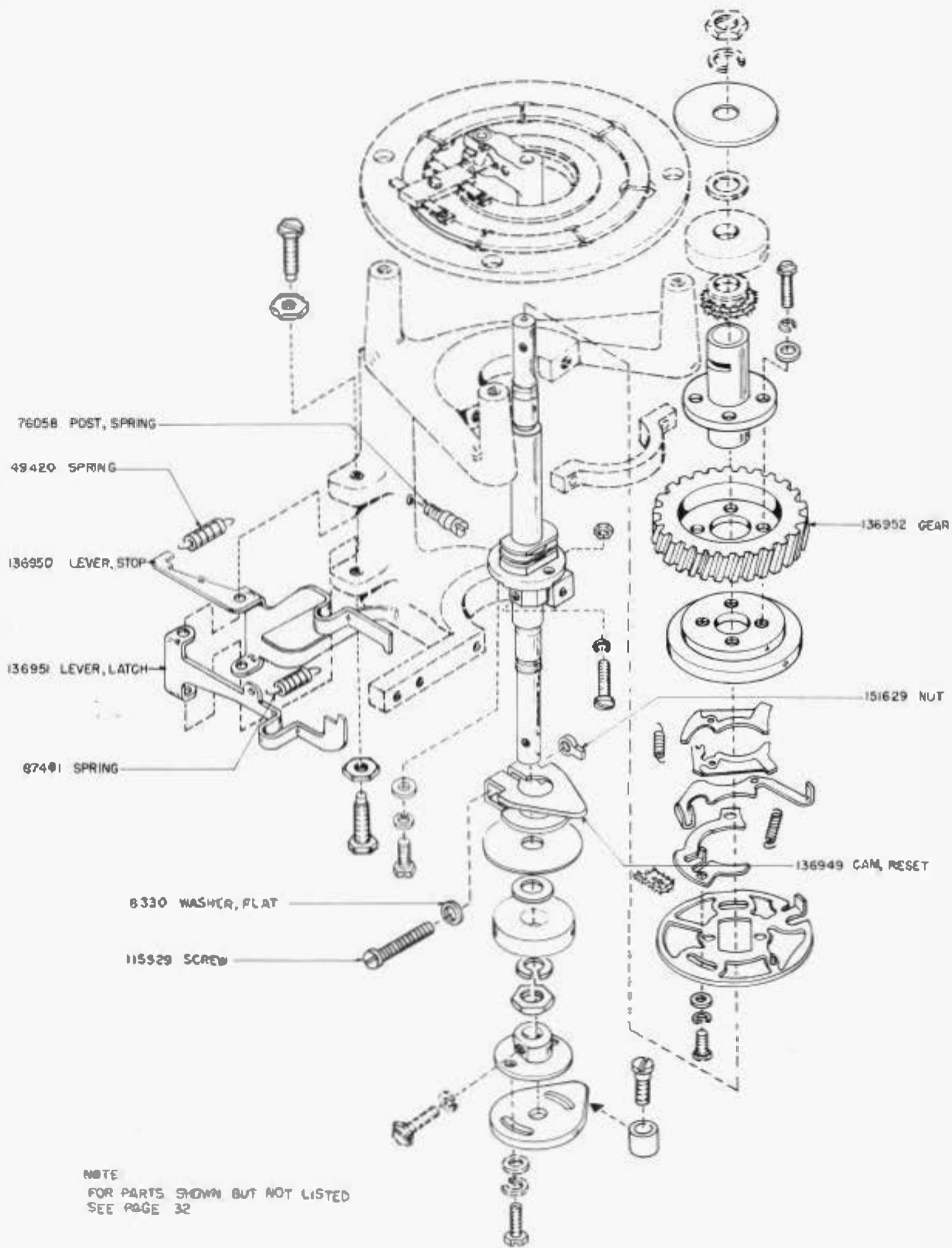


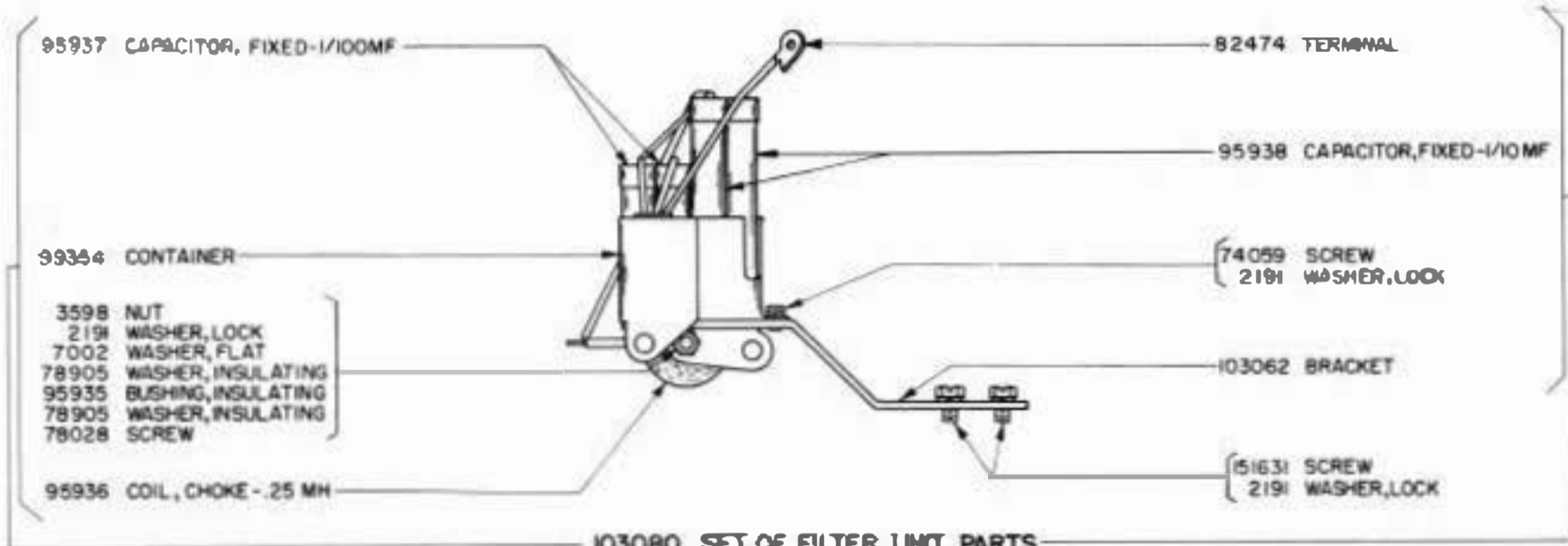


Ⓚ PECULIAR TO 113772 AND 113773

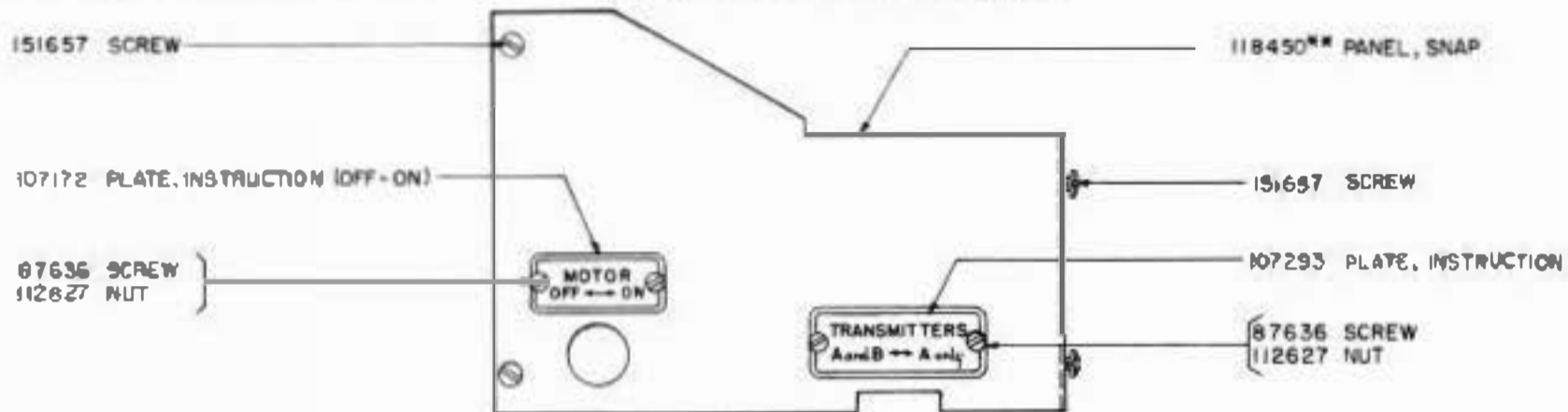
SPECIFICATION 57875

THE 113765 THROUGH 113775 AND 136025 THROUGH 136027 MODIFICATION KITS (SEE PAGE 33) ARE TO PROVIDE AN ALL STEEL INTERNAL EXPANSION CLUTCH

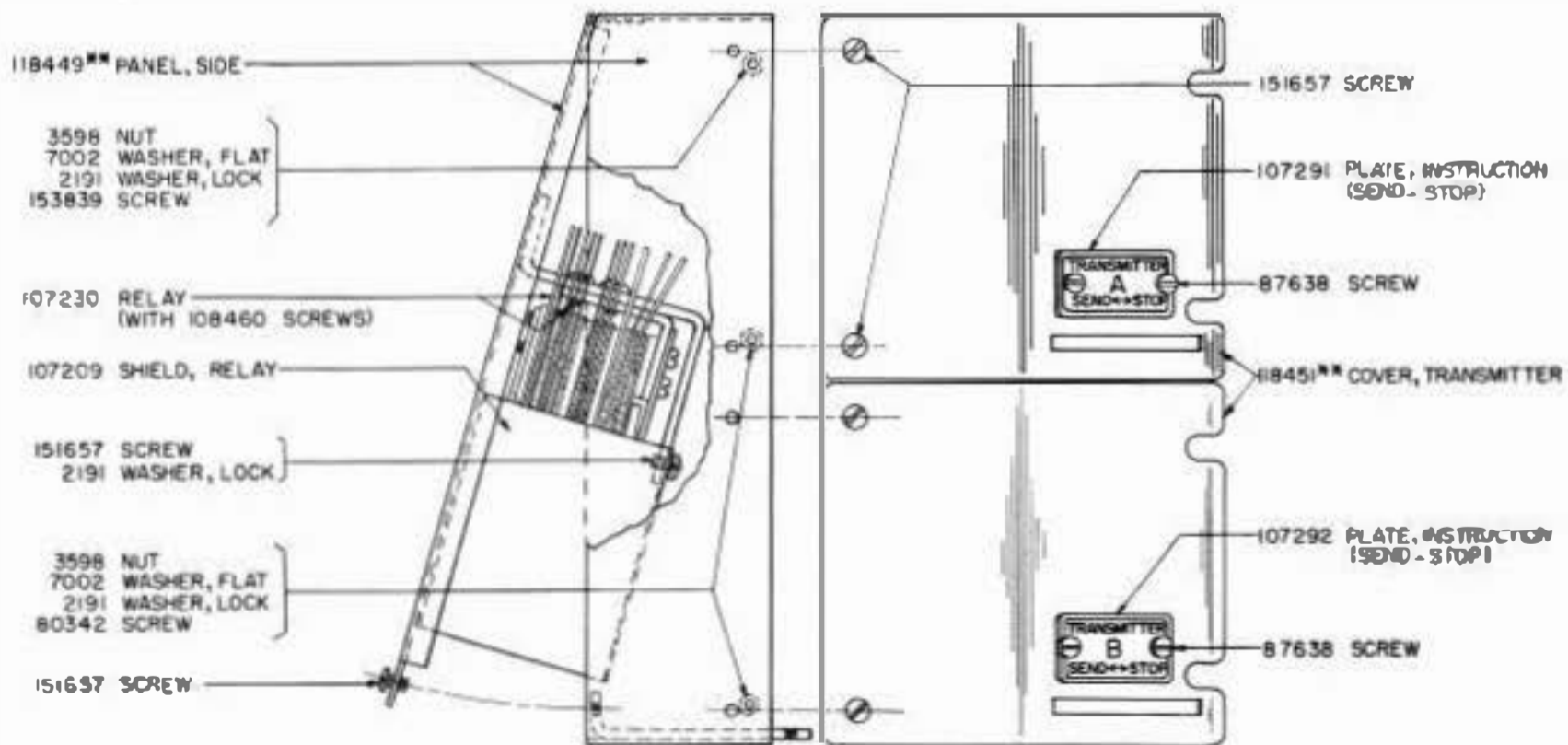




103080 SET OF FILTER UNIT PARTS



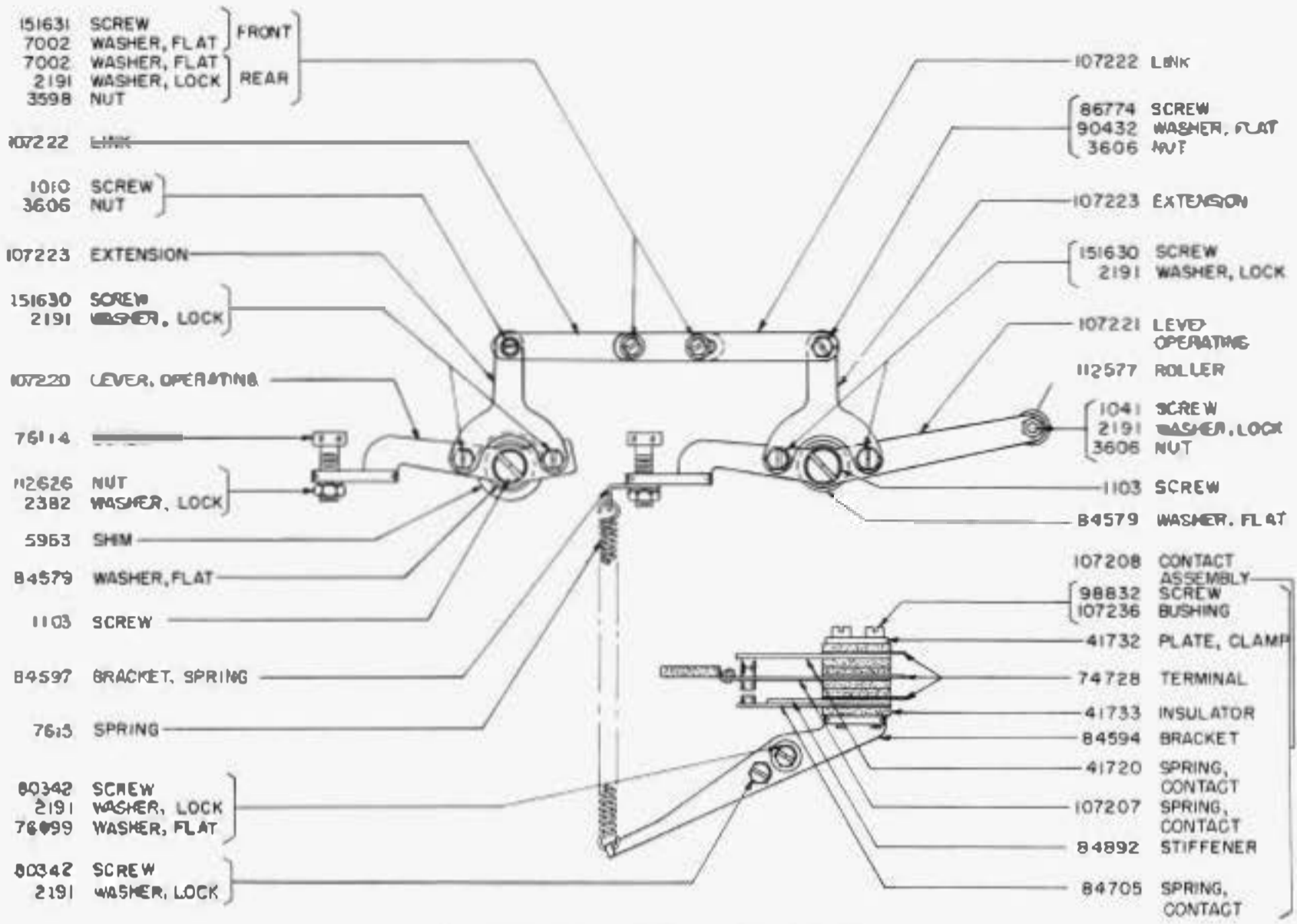
FRONT PANEL



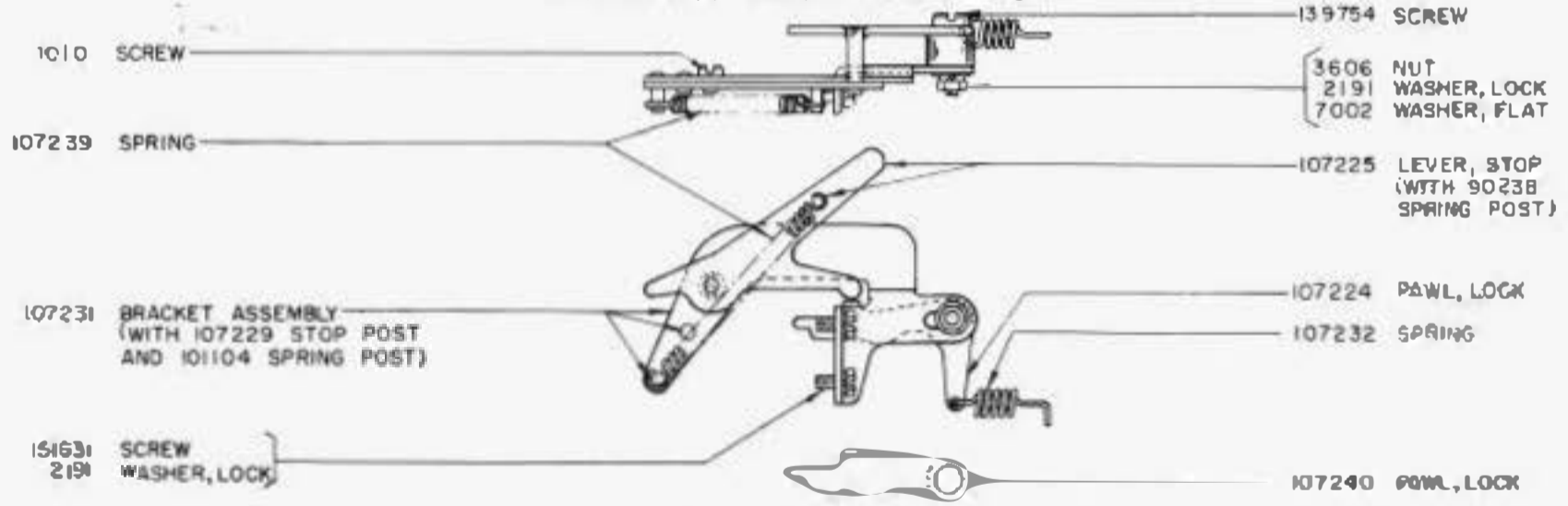
** FOR FINISH SUFFIX SEE CHART ON PAGE C.

SIDE PANEL B RELAY ASSEMBLY

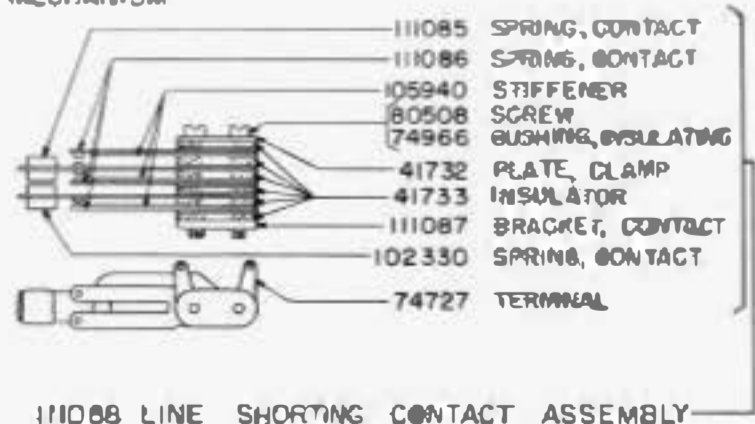
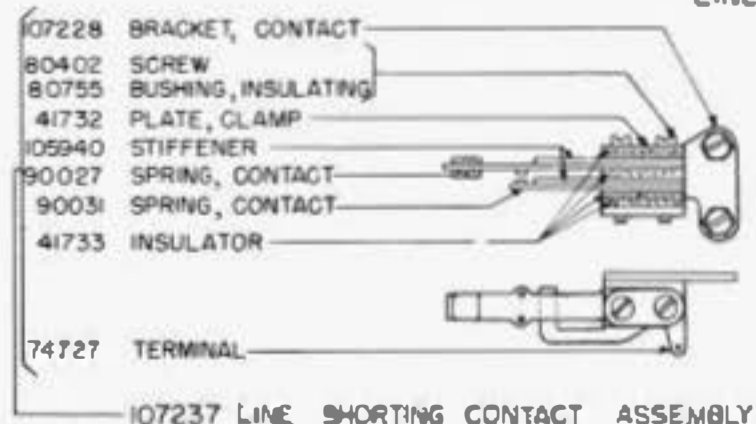
TRANSMITTER COVERS

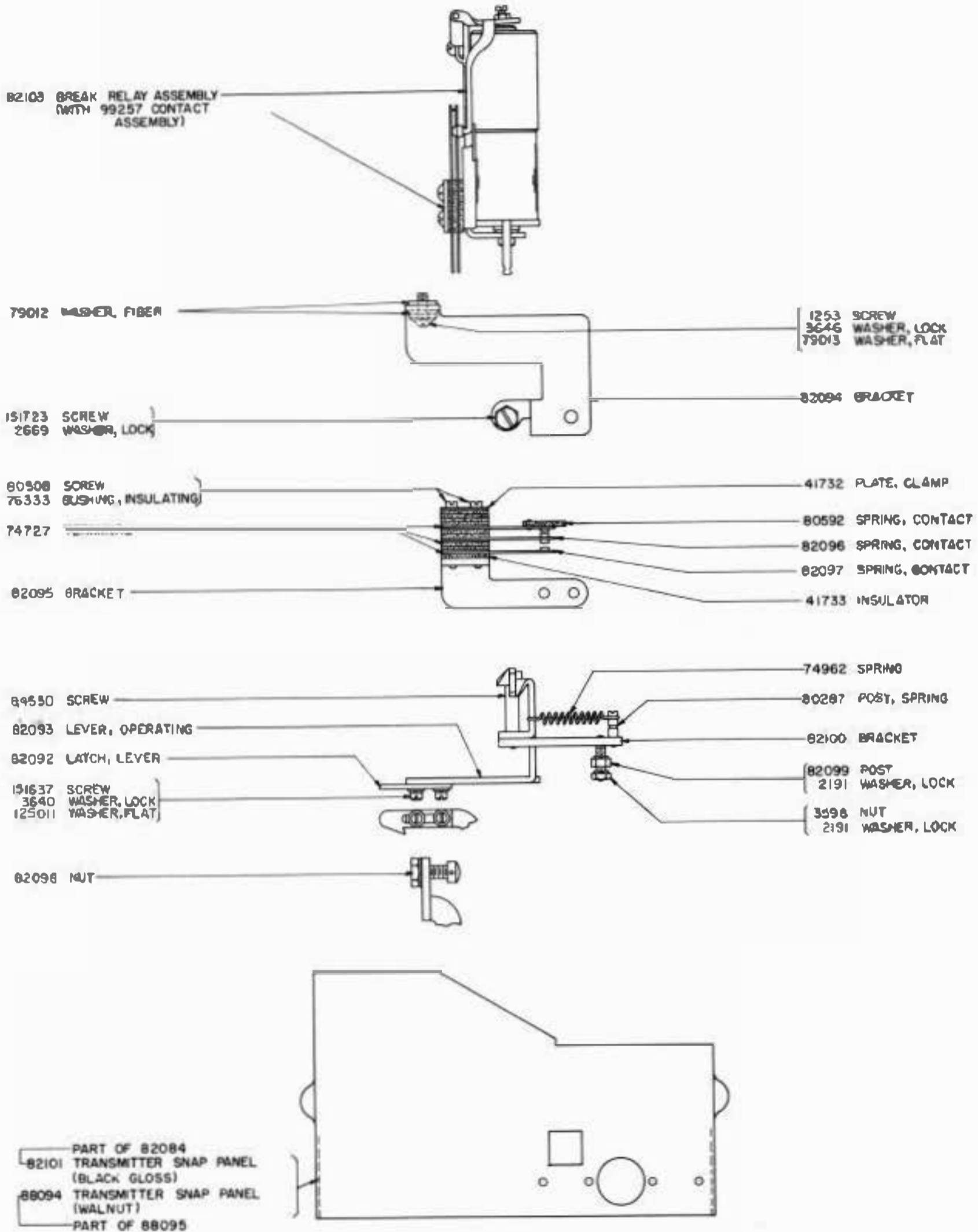


TRANSMITTER OPERATING MECHANISM

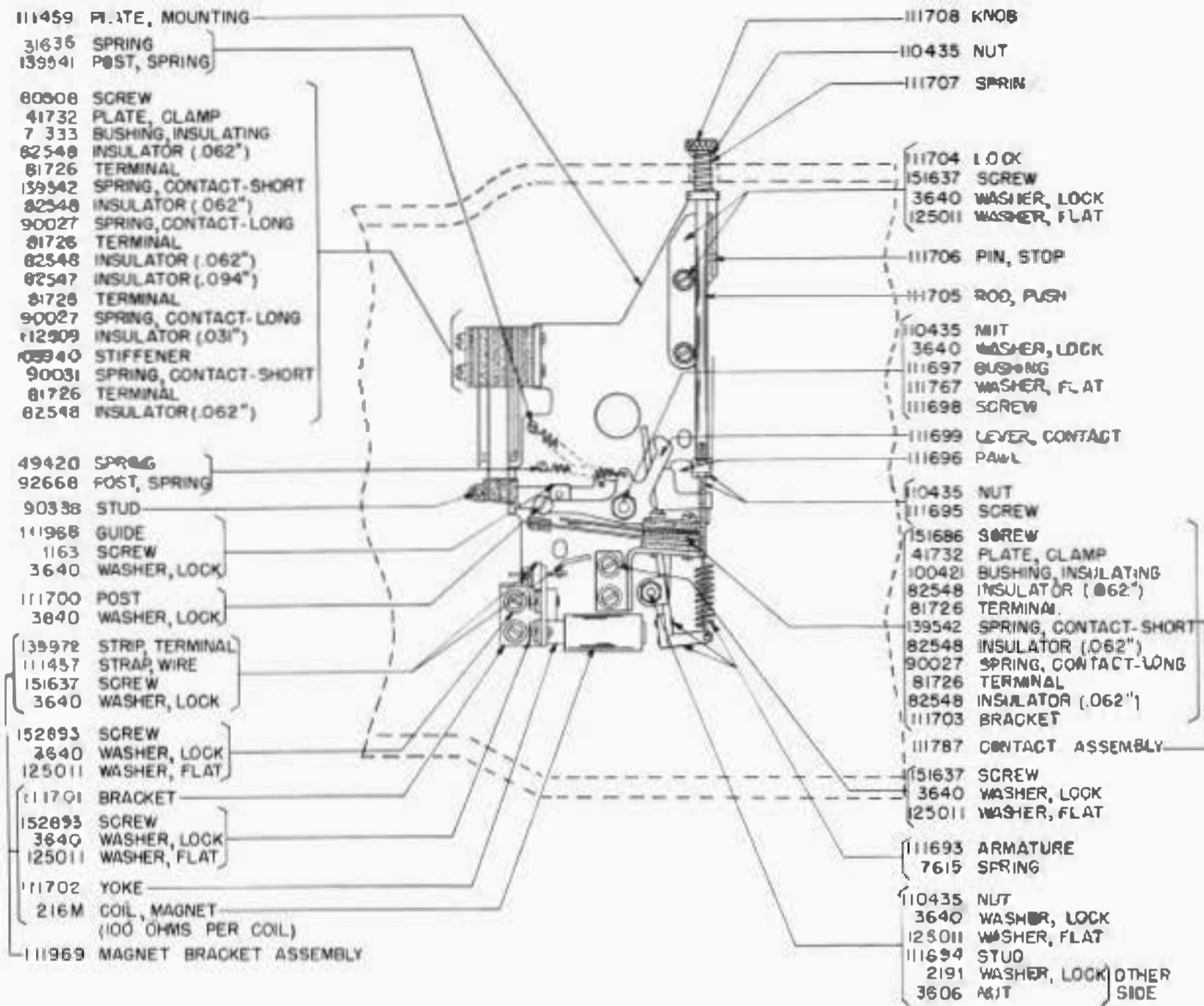


LINE SHORTING MECHANISM

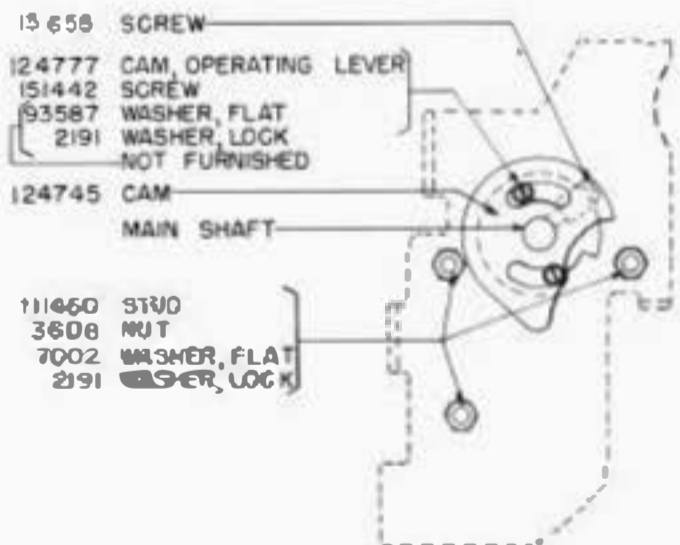




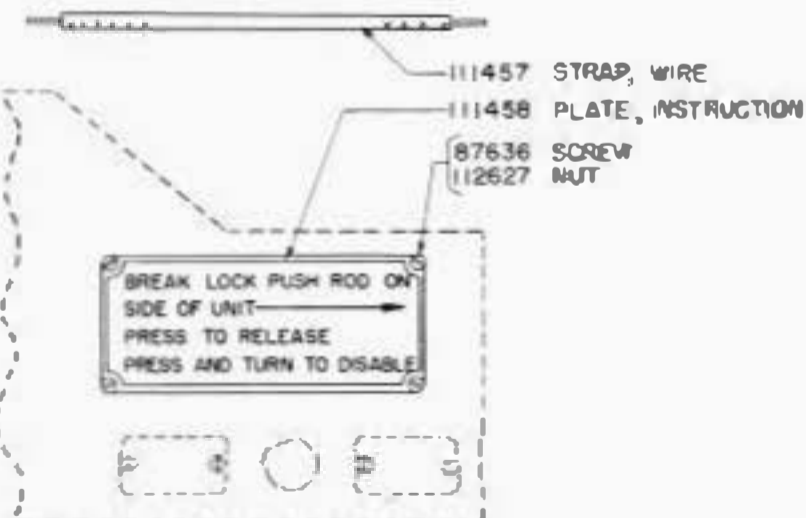
82084 SET OF PARTS FOR BELL-ON-BLANK MECHANISM (BLACK GLOSS)
88095 SET OF PARTS FOR BELL-ON-BLANK MECHANISM (WALNUT)



11455 BREAK-LOCK MECHANISM
 (BOTTOM VIEW)



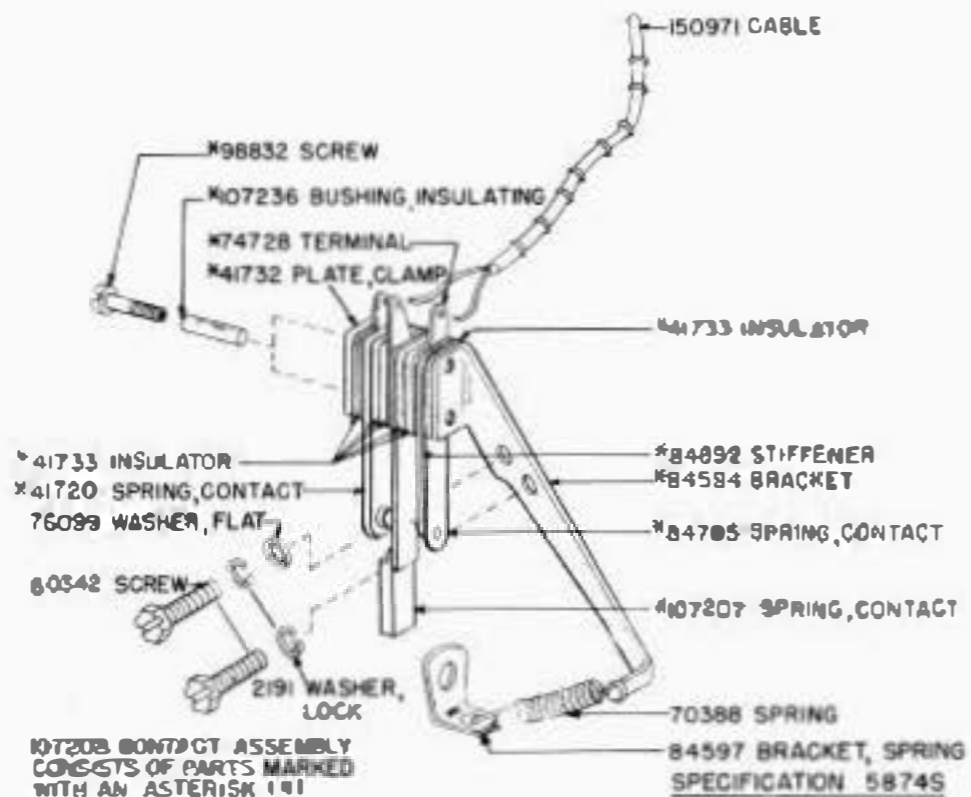
BOTTOM VIEW
 OF 11459 MOUNTING PLATE



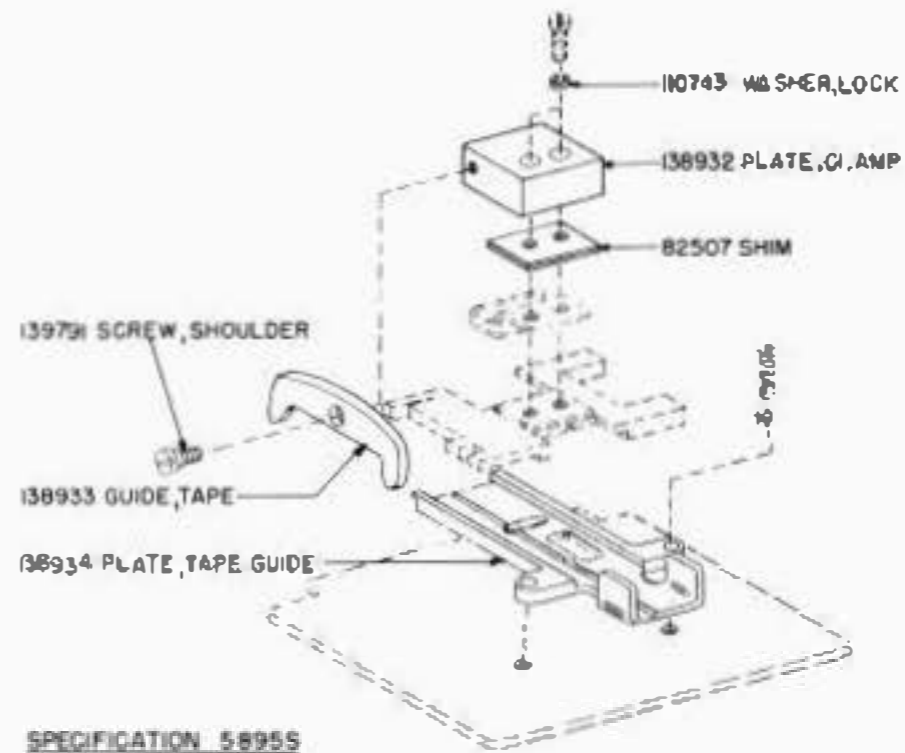
PARTIAL FRONT VIEW
 OF SNAP PANEL

SPECIFICATION 5489S

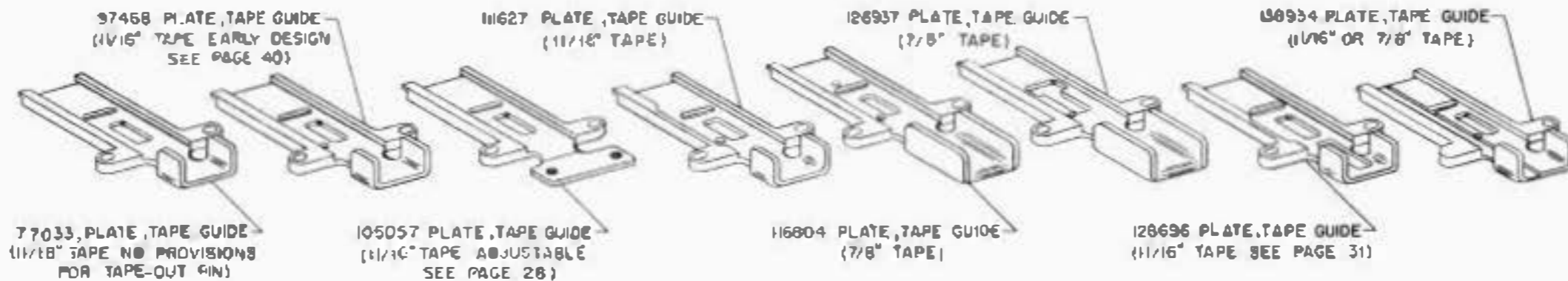
11453 MODIFICATION KIT TO PROVIDE BREAK-LOCK MECHANISM
 (INCLUDES ALL PARTS LISTED ON THIS PAGE)

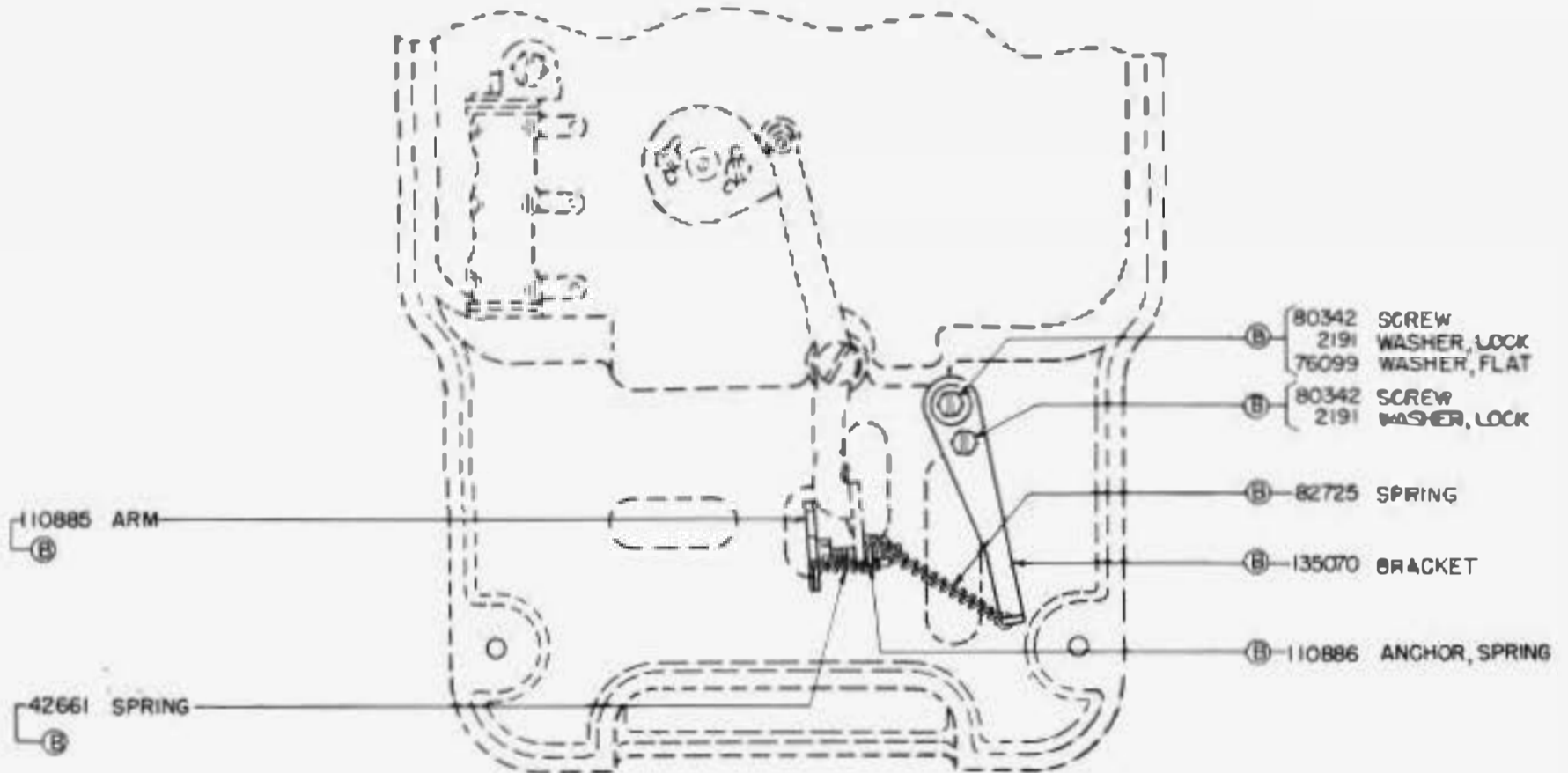
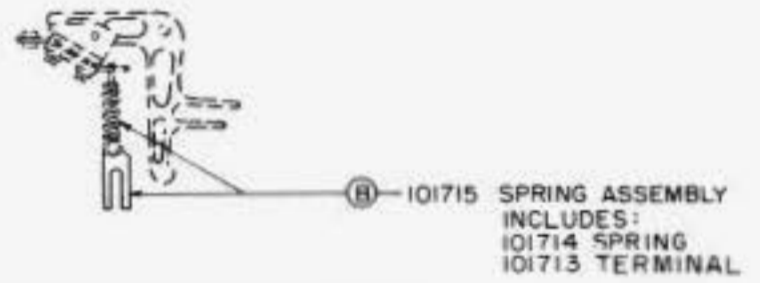
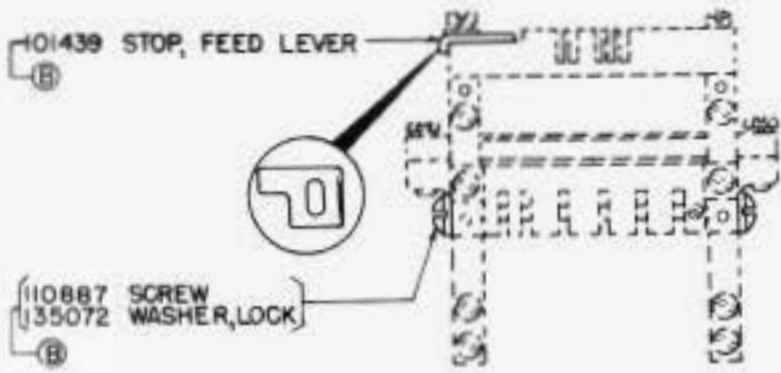


136126 MODIFICATION KIT TO PROVIDE A MODEL 14 TRANSMITTER DISTRIBUTOR WITH AUXILIARY CONTACTS FOR BLINDING SELECTOR MAGNETS OF AN ASSOCIATED PRINTER AND/OR REPERFORATOR.



136100 MODIFICATION KIT TO PERMIT A MODEL 14 TRANSMITTER DISTRIBUTOR TO TRANSMIT EITHER 1/16" OR 7/8" WIDTH TAPE.





GEAR CHART
(WITH ASSOCIATED MOTOR AND PINION)

MODIFICATION KITS	O.P.M.	W.P.M.	TYPE OF MOTOR	GEAR		PINION MATE (SEE NOTE)
				PART NO.	TEETH	
113765	368	60	60 CYCLE A.C. SYNC.	135036	44	80166 (9T)
113766	368	60	D.C. SHUNT & A.C. SERIES	135068	40	77034 (7T)
113767	368	60	50 CYCLE A.C. SYNC.	135067	53	91131 (13T)
113768	396	66	60 CYCLE A.C. SYNC.	135065	50	116767 (11T)
113769	396	66	D.C. SHUNT & A.C. SERIES	135066	53	123711 (10T)
113770	460	75	60 CYCLE A.C. SYNC.	136525	47	91285 (12T)
113771	460	75	D.C. SHUNT & A.C. SERIES	135064	32	91283 (7T)
113772	600	100	60 CYCLE A.C. SYNC.	135035	36	110883 (12T)
113773	600	100	D.C. SHUNT & A.C. SERIES	135061	35	77025 (10T)
113774	317	50	60 CYCLE A.C. SYNC.	135062	34	87371 (6T)
113775	317	50	D.C. SHUNT & A.C. SERIES	135069	53	123717 (8T)
136025	428	71.3	60 CYCLE A.C. SYNC.	136580	42	136579 (10T)
136026	390	65	60 CYCLE A.C. SYNC.	136583	60	136582 (13T)
136027	428	71.3	D.C. SHUNT & A.C. SERIES	136585	49	121086 (10T)

ⓑ FOR EXPLANATION SEE PAGE 32

NOTE

THE MOTOR PINION IS NOT INCLUDED WITH THE MODIFICATION KITS, HOWEVER WHEN CONVERTING TO 100 W.P.M. OPERATION THE PINION MATE IS FURNISHED.

MODIFICATION KITS AND VARIABLE FEATURES

(Parts are illustrated on the pages indicated)

Set Number	Part Number	Description	Quantity	Page Number	Specification Number
82378		Modification Kit for D.C. Governed Spark Protection		7	50335
83844		Modification Kit for A.C. Governed Spark Protection		7	50585
87390		Modification Kit for Universal Release Magnet		4	51045
97451		Modification Kit to provide tape stop mechanism			52305
	1177	Screw	2	10	
	2191	Washer, Lock	2	10	
	97447	Pin, Contact	1	10	
	97448	Guide, Contact Pin	1	10	
	97449	Cable	1	10	
	97467	Contact Assembly, Tape-Out	1	10	
	*97468	Plate, Tape Guide	1	10	
	101393	Lid Assembly, Tape Retaining	1	10	
	101715	Spring Assembly	5	10	
	110743	Washer, Lock	2	10	
	125011	Washer, Flat	2	10	
	151657	Screw	2	10	
	*Used in place of the 111627 tape guide plate.				
98137		Modification Kit to convert an XD230** to an XD209** (formerly XD53 to XD71 transmitter - distributor)			52305
	1177	Screw	2	10	
	2191	Washer, Lock	2	10	
	7002	Washer, Flat	2	9	
	#41382	Spring	5	Not Illustrated	
	96258R	Wire, Connector (3" Red)	1	Not Illustrated	
	97447	Pin, Contact	1	10	
	97448	Guide, Contact Pin	1	10	
	97467	Contact Assembly, Tape-Out	1	10	
	98069	Guide, Tape	1	9	
	101393	Lid Assembly, Tape Retaining	1	10	
	110743	Washer, Lock	2	10	
	125011	Washer, Flat	2	10	
	151631	Screw	2	10	
	*Used in place of the 81731 Spring shown on Page 9 at bottom right hand corner of page.				
101389		Modification Kit to equip an XD to handle fully perforated, chadless, or spliced chadless tape.		10	52305
	2191	Washer, Lock	1	10	
	3649	Washer, Flat	1	10	
	101439	Stop, Feed Lever	1	10	
	101441	Cam, Operating	1	10	
	101715	Spring Assembly	5	10	
	111627	Plate, Tape Guide	1	10	
	111631	Lid Assembly, Tape Retaining	1	10	

MODIFICATION KITS (Continued)

Set Number	Part Number	Description	Quantity	Page Number	Specification Number
101481	Modification Kit to provide tape-out mechanism				52305
	1177	Screw	2	10	
	2191	Washer, Lock	2	10	
	80342	Screw	2	10	
	97447	Pin, Contact	1	10	
	97448	Guide, Contact Pin	1	10	
	97449	Cable	1	10	
	97467	Contact Assembly, Tape-Out	1	10	
	110743	Washer, Lock	2	10	
	125011	Washer, Flat	2	10	
104517	Modification Kit to convert a 14A** to a 14AA** transmitter-distributor.				53915
	2191	Washer, Lock	1	1	
	2191	Washer, Lock	1	10	
	2191	Washer, Lock	10	12	
	3598	Nut	2	12	
	3649	Washer, Flat	1	10	
	7002	Washer, Flat	1	1	
	8308	Clamp, Cable	1	1	
	72508	Screw	4	12	
	73670	Block Assembly, Terminal	1	12	
	74962	Spring	1	11	
	74986	Screw	1	1	
	76117	Block Assembly, Terminal	1	12	
	80460	Clamp, Cable	2	12	
	81258	Screw	3	3	
	85483	Plate	1	1	
	98414	Eccentric	2	28	
	101393	Lid Assembly, Tape Retaining	1	10	
	101439	Stop, Feed Lever	1	6 & 10	
	101715	Spring Assembly	5	10	
	102970	Plate, Base	1	1	
	104579	Pinion (71)	1	16	
	104580	Gear (30T)	1	16	
	104657	Guard, Gear	3	1 & 9	
	104662	Cable Assembly	1	13	
	104663	Cord Assembly, Power	1	13	
	104669	Magnet Assembly	1	14	
	104676	Strip, Terminal Block	1	12	
	104677	Disk Assembly, Retaining	1	3	
	104678	Disk Assembly	1	3	
	104782	Filter Unit	1	13	
	104801	Cord Assembly	3	13	
	104841	Guide, Tape	1	15	
	104872	Clutch Lever Assembly	1	11	
	105057	Plate, Tape Guide	1	28	
	105071	Shaft Assembly, Main	1	2	
	118453*	Plate	1	15	
	120450	Plate, Code (Bell)	1	1	
	151346	Screw	2	28	
	151346	Screw	2	12	
	151693	Screw	2	12	

MODIFICATION KITS (Continued)

Set Number	Part Number	Description	Quantity	Page Number	Specification Number
104518	Modification Kit to convert the 14D** (AC governed) or 14C** (DC) to the 14AB** or 14AD** transmitter-distributor.				53915
	104658	Gear (6T)	1	18	
	104659	Pinion (9T)	1	18	
NOTE: All other parts included in this modification kit are the same as the 104517 listed on page 35, except for the gear and pinion change.					
106922	Modification Kit to provide end-of-tape stop pin mechanism				52305
	1177	Screw	2	10	
	2191	Washer, Lock	2	10	
	97447	Pin, Contact	1	10	
	97448	Guide, Contact Pin	1	10	
	97467	Contact Assembly, Tape-Out	1	10	
	97468	Plate, Tape Guide (used in place of 111627)	1	10	
	101393	Lid Assembly, Tape Retaining	1	10	
	108254	Cord Assembly	1	13	
	110743	Washer, Lock	2	10	
	111688	Wire, Connector (18" Orange)	1	Not Illustrated	
	111689	Wire, Connector (14" Red)	1	Not Illustrated	
	125011	Washer, Flat	2	10	
	151631	Screw	2	10	
110895	Modification Kit to equip unit with 60 cycle synchronous motor for 100 WPM operation			26	54815
110896	Modification Kit to equip unit with governed motor for 100 WPM operation			26	54815
111126	Modification Kit to provide tape feed wheel release			27	55265
112119	Modification Kit to provide tape feed suppression			28	55005
113717	Modification Kit to provide a subcut deleting mechanism			29 & 31	57185
113751	Modification Kit to provide end-of-tape stop				52305
	1177	Screw	2	10	
	2191	Washer, Lock	2	10	
	96258R	Wire, Connector (3" Red)	1	Not Illustrated	
	97447	Pin, Contact	1	10	
	97448	Guide, Contact Pin	1	10	
	97467	Contact Assembly, Tape-Out	1	10	
	110743	Washer, Lock	2	10	
	125011	Washer, Flat	2	10	
	151631	Screw	2	10	
113765 Through 113775	Modification Kit to provide an all steel clutch			32 & 33	57875

MODIFICATION KITS (Continued)

Set Number	Part Number	Description	Quantity	Page Number
136147	(Continued)			
	8670	Roller	1	32
	8671	Screw, Shoulder	1	32
	42661	Spring	1	33
	42823	Washer, Flat	2	32
	46183	Washer, Flat	2	32
	75646	Screw, Drive	2	Not Illustrated
	76058	Post, Spring	1	33A
	76099	Washer, Flat	1	33
	77042	Disk Assembly	1	3
	80342	Screw	2	33
	81814	Stiffener	2	32
	82725	Spring	1	33
	85483	Spacer	1	1
	87401	Spring	1	33A
	88752	Wick, Felt	1	32
	101439	Stop, Feed Lever	1	33
	101715	Spring Assembly	5	33
	104657	Guard, Gear	1	1
	104669	Magnet Assembly	1	14
	110743	Washer, Lock	4	32
	110885	Arm	1	33
	110886	Anchor, Spring	1	33
	110887	Screw	2	33
	115529	Screw	1	33A
	129289	Disk	1	32
	129290	Disk, Adjusting	1	32
	129292	Lever, Release	1	32
	135030	Shaft, Main	1	32
	135031	Bearing	1	32
	135032	Cover, Bearing	2	32
	135033	Cam	1	32
	135034	Drum, Clutch	1	32
	135037	Bearing	1	32
	135038	Screw	4	32
	135039	Screw	2	32
	135042	Arm, Brush Holder	1	32
	135070	Bracket	1	33
	135072	Washer, Lock	2	33
	136949	Cam, Reset	1	33A
	136950	Lever, Stop	1	33A
	136951	Lever, Latch	1	33A
	142662	Pinion (11T)	1	Not Illustrated
	142663	Gear (36T)	1	Not Illustrated
	150029	Wick, Felt	1	32
	150040	Screw	1	32
	150043	Shoe, Secondary	1	32
	150044	Shoe, Primary	1	32
	150241	Spring	1	32
	151629	Nut	1	33A
	151728	Spring	1	32
	151737	Screw	2	32
	152893	Screw	2	32
	153538	Screw	2	32
	155098	Plate, Potent	1	Not Illustrated

MODIFICATION KITS (Continued)

Set Number	Part Number	Description	Quantity	Page Number	Specification Number
136149		Modification Kit to equip a Model 14 transmitter-distributor with tape withhold feature.			59205
	3438	Washer, Flat	1	1	
	3646	Washer, Lock	1	1	
	70466	Spring	1	11	
	77128	Washer, Insulating	4	1	
	80153	Resistor	1	1	
	97452	Lever, Feed	1	11	
	97453	Pawl, Feed	1	33	
	97460	Magnet Assembly, Tape Stop	1	11	
	112622	Screw, Shoulder	1	5	
	125330	Screw	1	1	
	142712	Cable Assembly	1	Not Illustrated	
136153		Modification Kit to convert units equipped with a 60 cycle synchronous motor and an all-metal clutch from 460 OPM to 600 OPM.			57875
	2191	Washer, Lock	2	33	
	42661	Spring	1	33	
	76099	Washer, Flat	1	33	
	80342	Screw	2	33	
	81814	Stiffener	2	32	
	82725	Spring	1	33	
	101439	Stop, Feed Lever	1	33	
	101715	Spring Assembly	5	33	
	110883	Pinion (12T)	1		
	110885	Arm	1	33	
	110886	Anchor, Spring	2	33	
	110887	Screw	2	33	
	135035	Gear (36T)	1		
	135042	Arm, Brush Holder	1	32	
	135070	Bracket	1	33	
	135072	Washer, Lock	2	33	
136154		Modification Kit to provide positive stop action for a Model 14 transmitter-distributor equipped with an all metal clutch.			57875
	8330	Washer, Flat	1	33A	
	49420	Spring	1	33A	
	74691	Resistor	1	1	
	76058	Post, Spring	1	33A	
	85483	Spacer	1	1	
	962048K	Strap (2" Black)	1	Not Illustrated	
	97401	Spring	1	33A	
	104657	Guard, Gear	1	1	
	104669	Magnet Assembly	1	14	
	115529	Screw	1	33A	
	136949	Com, Reset	1	33A	
	136950	Lever, Stop	1	33A	
	136951	Lever, Latch	1	33A	
	151629	Nut	3	33A	

MODIFICATION KITS (Continued)

Set Number	Part Number	Description	Quantity	Page Number	Specification Number
113776	Modification Kit to provide tape-out contact feature				52305
	1177	Screw	2	10	
	97447	Pin, Contact	1	10	
	97448	Guide, Contact Pin	1	10	
	97449	Cable	3	10	
	110743	Washer, Lock	2	10	
	116804	Plate, Tape Guide	1	9	
	116805	Lid, Retaining	1	9	
	125011	Washer, Flat	2	10	
	135682	Contact Assembly, Tape-Out	1	10	
115835	Modification Kit to equip a 5 unit ED38 with interchangeable segment code disks			25	57155
128700	Tape Feed Hole Tape Stop Assembly			31	57415
136025 Through 136027	Modification Kit to provide an all steel clutch			32 & 33	57875
136098	Modification Kit to provide tape feed wheel release			27	55265
136100	Modification Kit to permit a Model 14 transmitter-distributor to transmit either 11/16" or 7/8" width tape.			33F	58945
	82507	Shim	4	33F	
	110743	Washer, Lock	2	33F	
	138932	Plate, Screw	1	33F	
	138933	Guide, Tape	1	33F	
	138934	Plate, Tape Guide	1	33F	
	139791	Screw, Shoulder	1	33F	
136126	Modification Kit to equip a Model 14 transmitter-distributor with auxiliary contacts for blinding selector magnets of an associated printer and/or reperforator.			33F	58745
	2191	Washer, Lock	2	33F	
	70388	Spring	1	33F	
	76099	Washer, Flat	1	33F	
	80342	Screw	2	33F	
	84597	Bracket	1	33F	
	107208	Contact Assembly	1	33F	
	130971	Cable	1	33F	
136147	Modification Kit to provide character-by-character basis operation on a Model 141 or Model 20 transmitter-distributor.				57875
	2191	Washer, Lock	7	32 & 33	
	3595	Nut	2	32	
	3606	Nut	1	32	
	7002	Washer, Flat	4	32	
	8130	Washer, Flat	1	33A	

(Continued on next page)

MODIFICATION KITS (Continued)

Set Number	Part Number	Description	Page Number	Specification Number
142546		Modification Kit to provide character-by-character basis operation on a Model 14 or 20 transmitter-distributor		57875
	142547	Pinion (10T)	Not Illustrated	
	142548	Gear (28T)	Not Illustrated	

NOTE: All other parts included in this modification kit same as 136147 listed on page 37 and 37A, except gear and pinion change.

NOTES OF EXPLANATION

PAGE 1

(A) The 113812 terminal block assembly and the 142708 slip connector assembly are special connections for the XD247** (F.A.A. only). The 113812 terminal block assembly mounts on the transmitter-distributor and the 142708 slip connector assembly is secured to the transmitter-distributor base in place of the standard 77125 contact assembly (illustrated on page 8).

(B) The 97443 base plate has guide rails for sliding into the cabinet whereas 77068 standard base plate has no provision for rails.

The 77068 base plate is the standard plate without provisions for rubber feet.

The 101830 base plate has provisions for rubber feet but are not included with base plate and must be ordered separately.

The 102970 base plate includes three rubber feet for mounting on top of the table.

(C) The 104657 gear guard is used when the 104661 main shaft assembly and 104659 magnet assembly is used. The gear guard is designed to allow free movement of the 104872 clutch lever assembly. The 84759 gear guard is used with the other applications.

(D) The 108215 capacitor and 74691 resistor are connected in series to the rest position on the code disk and to the special magnet assembly used on XD95, Bell 14AB(M), receiving distributor.

PAGE 2

(C) The 101441 cam replaces 77074 cam. On orders for the 77074 cam, the following parts (shown on page 10) will be furnished:

1 - 101441 Cam

1 - 101439 Feed Lever Stop

1 - 2191 Lock Washer

1 - 3649 Flat Washer

For automatic switching the 101441 cam and 93687 flat washer which is part of the 87255 main shaft assembly are replaced by a 97211 cam and a 36273 flat washer (See pages 11 and 12).

(D) The 77078 main shaft assembly is the standard shaft assembly.

NOTES OF EXPLANATION (Continued)

The 87255 main shaft assembly is the same as the 77078 main shaft assembly except the shaft is slotted from the hub to the upper end of shaft.

The 105071 main shaft assembly is the same as the 77078 main shaft assembly except the lower flange on the hub is designed to allow ample clearance for the 104872 clutch lever assembly to engage the armature plate.

The 106119 main shaft assembly is the same as the 77078 main shaft assembly except, below the hub on the shaft a contact cam has been added (Part of XD88, Bell 14AG and 14AH only).

PAGE 4

- (A) The 77047 old style brush holder arm is no longer furnished. On sales orders for 77047, the following parts will be furnished:

- 1 - 86815 Brush Holder Arm
- 1 - 86816 Eccentric Stop
- 1 - 86819 Spacing Collar

The 86815 brush holder arm is 1/8" shorter than the 77047 brush holder arm, measured from the center of the clamping slot to the bottom of the sleeve.

The 77141 old style eccentric stop and the 81814 brush stiffener may be ordered for maintenance, but are not to be used with the 86815 new brush holder arm.

- (B) Parts marked (B) are used with the new style universal release magnet assembly only as shown. The old style magnet assembly (which is also used for 220V D.C. operation) does not use the 84114 yoke, 8896 shims, 1248 screws nor 86951 resistor; and in place of the 84115 armature, 198M magnet and 151631 screws, the old style magnet assembly uses 77090 armature, 153M magnet and 125127 screws for 220V D.C. operation, with the 86195 resistor (Shown on page 7). Parts not marked are used on both old and new style magnet assemblies.

- (D) The 123597 tape stop assembly and the 77079 tape stop assembly are the same except, 123597 includes a 102520 slotted rod whereas 77079 includes a 101274 rod.

The 80581 spring is used when units are equipped with the 86960 stop arm contact assembly (Shown on page 7)

PAGES

- (A) The 1303 screws are used with the old style six-unit contact screw bridge assembly which uses the 77064 bridge in both upper and lower positions. The mounting holes in the upper and lower bridge thus being in line necessitate the use of the shorter screw, 1303.

On the contact screw bridge assembly using the 84367 bridge in the lower position, the longer screws, 151693, are used because the mounting holes in the 84367 bridge are in such a position as to stagger the mounting holes of the upper and lower bridge, thus allowing the use of longer screws.

PAGE 6

- (B) In order to provide clearance between the heads of the adjacent mounting screws for the tape feed roll bearing and the tape lever guide, the 151659 screw (6-40 x 1/2") with a head .062" high replaces the 125155 screw (6-40 x 1/2") with head .125" high.

NOTES OF EXPLANATION (Continued)

PAGE 8

(A) The numbers listed below have been replaced as follows:

- * 77031 (Formerly 102072 Bracket-Left) Dark Brown Wrinkle
- * 102067 (Formerly 77066 Rail-Right) Black Glass
- * 102067 (Formerly 102068 Rail-Right) Dark Brown Wrinkle
- * 102069 (Formerly 77127 Rail-Left) Black Glass
- * 102069 (Formerly 102070 Rail-Left) Dark Brown Wrinkle
- 115932AD (Formerly 102066 Transmitter Dist. Mounting Plate) Dark Brown Wrinkle
- 115932BA (Formerly 77598 Transmitter Dist. Mounting Plate) Black Glass
- 115933AD (Formerly 102065 Mounting Plate) Dark Brown Wrinkle
- 115933BA (Formerly 77597 Mounting Plate) Black Glass
- 115937AD (Formerly 102162 Slip Connector Guard) Dark Brown Wrinkle
- 115937BA (Formerly 77625 Slip Connector Guard) Black Glass
- 120448CA (Formerly 84136 Tape Stop Switch Assembly) Walnut
- 120449CA (Formerly 84135 Switch Cover) Walnut

* Are no longer painted parts.

In order to permit reliable grounding between the transmitter-distributor and its mounting plate, the 102067 rail-right and 102069 rail-left (unpainted) replace the 77066, 102068, 77127 and 102070 rails (painted).

New and old style rails are interchangeable. However, when pointed rails are used, it may be necessary to provide a wire connection through an unused slip connection to ground the unit to the base.

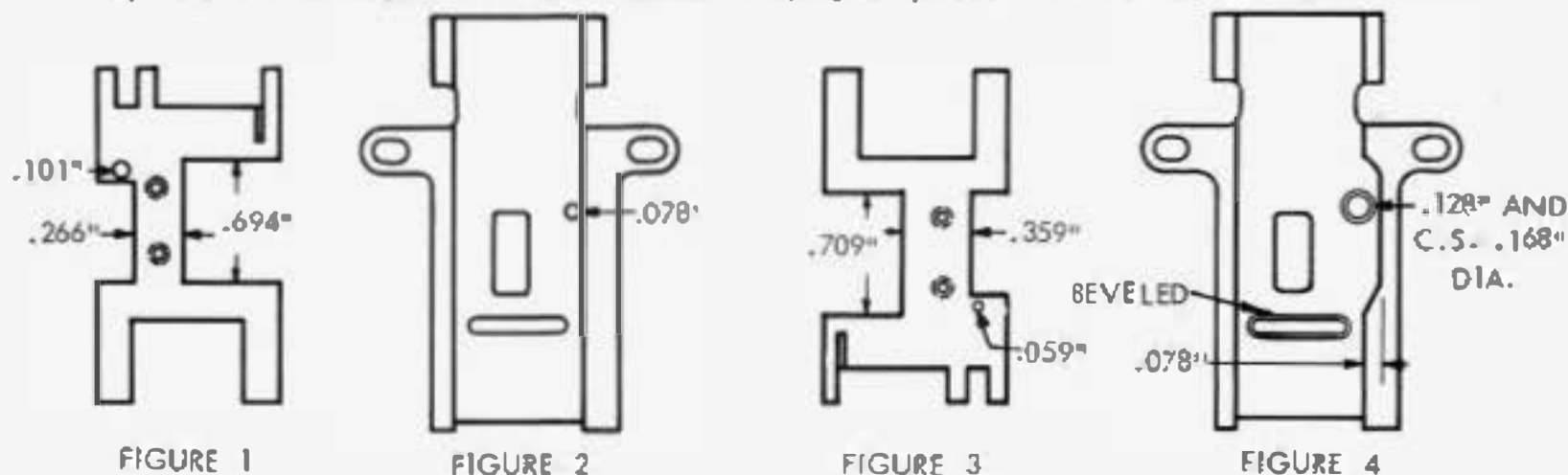
PAGE 9

(A) On transmitter distributors equipped with end-of-tape stop mechanism which were operated with spliced chadless tape, failures were encountered when the unit was equipped with the 97445 retaining lid (Figure 1) and the 97468 tape guide plate (Figure 2) shown at bottom of page. To remedy this condition, the 111628 (Figure 3) retaining lid was designed so that the portion of the lid which holds the tape in the guide plate was widened to fully cover the tape and the tape pin clearance hole was decreased in size to reduce the possibility of the tape catching in the hold.

The 111627 tape guide (Figure 4) was designed so that a portion of the shoulder was removed to give clearance for the 111628 retaining lid and the diameter of the hole for the tape contact pin was increased to give clearance for adjustment. The top edge of the slot in the plate for the five sensing pins were beveled to eliminate the possibility of tape catching on the edges of the slot.

All new standard equipment will have the 111628 retaining lid and 111627 tape guide plate.

INTERCHANGEABILITY The 97445 retaining lid and 97468 tape guide plate can be used together but it is not recommended when spliced chadless tape is used. The 111628 retaining lid and 111627 tape guide plate can be used together for regular, chadless or spliced chadless tape. The 97445 retaining lid and 111627 tape guide plate can be used together but it is not recommended when spliced chadless tape is used. The 111628 retaining lid and 97468 tape guide plate can not be used together.



NOTES OF EXPLANATION (Continued)

PAGE 15

The 80473** , 84553** and 114713** transmitter covers and 103182** panel shown on page 15 replace former numbers as follows:

80473AA (Formerly 93012) Black Wrinkle
 80473AD (Formerly 101827) Dark Brown Wrinkle
 80473BA (Formerly 5555) Black Glass
 80473CA (Formerly 80730) Walnut
 84553BA (Formerly 77147) Black Glass
 84553CA (Formerly 84552) Walnut
 103182AA (Formerly 95957) Black Wrinkle
 103182AD (Formerly 101829) Dark Brown Wrinkle
 103182BA (Formerly 103184 and 77086) Black Glass
 103182CA (Formerly 103183 and 80732) Walnut
 114713AA (Formerly 91224) Black Wrinkle
 114713AD (Formerly 101828) Dark Brown Wrinkle
 114713BA (Formerly 77091) Black Glass
 114713CA (Formerly 80731) Walnut
 118453CA (Formerly 104660) Walnut

PAGE 20

- (A) New style test message distributor code disks having interchangeable segments for the station code letters, now replace all old style one piece code disks. When an old style disk is ordered by the part number stamped on the disk a new style disk with the proper segment installed will be furnished. A complete set of code disks with the interchangeable segment feature for conversion in the field can be ordered as a set of parts. New and old style parts are interchangeable.

When ordering code disk #5 to replace an old style one piece code disk, it is necessary to use a redesigned code disk hub cover with a cut out portion as illustrated at top of page 25.

PAGE 22

- (A) In order to permit reliable grounding between the transmitter-distributor and the transmitter-distributor mounting plate, the 102067 rail-right and 102069 rail-left (unpainted) replace the 77066 and 77127 rails (pointed).

New and old style rails are interchangeable. However, when painted rails are used, it may be necessary to provide a wire connection through an unused slip connection to ground the unit to base.

PAGE 25

- (B) When ordering code disk #5 to replace an old style one piece code disk, it is necessary to use a redesigned code disk hub cover with a cut out portion as illustrated at top of page 25.

NUMERICAL INDEX

Part Number	Description and Page Number	Part Number	Description and Page Number	Part Number	Description and Page Number
153M	Magnet (130 ohms) 39	2669	Washer, Lock, 1A, 4, 5, 6, 7, 12, 13, 20, 21, 30, 33D	6807	Screw (6-40 x 3/16 Set) 20
190M	Magnet (1020 ohms) 11	2716	Strip, Clamp 31	6990	Screw (1/4-32 Pilot) 4, 11
198M	Magnet (72 ohms) 4, 39	2846	Washer, Flat 1	7001	Washer, Flat 1, 2, 17
216M	Magnet (100 ohms) 33E	2929	Bushing, Insulating 7	7002	Washer, Flat 1, 1A, 1B, 4, 6, 7, 8, 9, 12, 13, 14, 17, 18, 20, 26, 27, 28, 31, 32, 33B, 33C, 33E, 34, 35, 37
235M	Magnet (115 ohms) 14	2986	Bushing, Insulating 7, 16	7067	Collar 8
244M	Magnet (925 ohms) 26	3043	Resistor (250 ohms) 7, 16, 17	7078	Post 22
1010	Screw (6-40 Shoulder) 1A, 33C	3094	Insulator 7, 16, 17	7096	Bushing, Insulating 8
1029	Screw (4-40 x 1/4 Fil) 4, 7, 11, 12, 14, 26	3153	Post, Spring 20	7105	Target 16, 17, 18
1038	Screw (6-40 x 9/32 Fil) 14	3190	Post, Spring 31	7109	Target 17, 18
1041	Screw (6-40 Shoulder) 6, 33C	3286	Washer, Flat 1B, 2, 21	7111	Target 17, 18
1086	Screw (6-40 x 3/8 Set) 9	3339	Nut (9/16-32 Hex) 20	7398	Plate 8
1093	Screw (8-32 x 7/16 Fil) 8, 22	3432	Terminal 5, 20	7399	Stiffener 8
1103	Screw (3/16-40 Shoulder) 6, 8, 33C	3438	Washer, Flat 1, 6, 7, 13, 20, 30, 37B	7415	Nut (1/2-32 Hex) 20, 21
1118	Screw (6-40 Shoulder) 30	3595	Nut (1/4-32 Hex) 32, 37	7615	Spring 33C, 33E
1163	Screw (4-40 x 3/16 Fil) 9, 28, 33E	3598	Nut (6-40 Hex) 1, 7, 8, 10, 11, 12, 14, 15, 17, 22, 28, 29, 30, 33B, 33C, 33D, 35, 37A	7655	Spring 11
1164	Screw (2-56 x 3/16 Fil) 6	3599	Nut (4-40 Hex) 9, 14, 27, 28, 32	7661	Lever, Adjusting 17, 18
1166	Screw (4-36 x 1/4 Flat) 3	3606	Nut (6-40 Hex) 1B, 6, 28, 29, 30, 32, 33C, 33E, 37	7705	Target 17, 18
1177	Screw (6-40 x 11/32 Fil) 10, 34, 35, 36, 37	3618	Insulator 9, 20	7826	Channel, Rubber 15
1208	Screw (10-32 x 5/8 Fil) 20	3620	Washer, Insulating 7, 17	8222	Strip, Wearing 17, 18
1248	Screw (6-40 x 1/2 Flat) 4, 11, 22, 39	3624	Washer, Brass 9, 20	8308	Clamp, Cable 1, 8, 35
1253	Screw (8-32 x 1/4 Rd) 33D	3639	Washer, Lock 6, 21, 29	8330	Washer, Flat 4, 14, 15, 17, 18, 29, 33A, 37, 37B
1264	Screw (10-32 x 1/2 Flat) 1	3640	Washer, Lock 1B, 3, 4, 7, 9, 11, 12, 14, 22, 27, 28, 29, 31, 32, 33D, 33E	8425	Target 17, 18
1266	Screw (6-32 x 7/16 Rd) 14	3646	Washer, Lock 1, 7, 8, 22, 30, 33D, 37B, 38	8449	Spacer 27
1272	Screw (6-40 x 11/16 Fil) 28	3649	Washer, Flat 6, 10, 34, 35	8491	Strip, Wearing 9
1293	Screw (4-40 x 1/8 Fil) 9, 31	3650	Washer, Brass 8, 12	8669	Screw (6-40 Shoulder) 8
1297	Screw (4-40 x 2-7/16 Fil) 7, 17	4293	Insulator 8	8670	Roller 6, 32, 37A
1303	Screw (6-40 x 13/32 Fil) 5, 39	4707	Washer, Flat 5	8671	Screw (6-40 Shoulder) 32, 37A
2034	Washer, Flat 27	4708	Spring 5	8896	Shim (.004") 4, 39
2191	Washer, Lock 1, 1A, 1B, 2, 4, 5, 6, 7, 8, 10, 11, 12, 13, 14, 15, 16, 17, 18, 20, 21, 22, 26, 27, 28, 29, 30, 31, 32, 33, 33B, 33C, 33D, 33E, 33F, 34, 35, 36, 37, 37A, 37B, 38	4814	Washer, Lock 1B, 2, 20, 21	9520	Block Assembly 5
2201	Nut (5/16-32 Hex) 1B, 2, 21	4851	Terminal 13, 14	31636	Spring 29, 33E
2247	Washer, Flat 14	4871	Screw (10-24 x 4 Rd) 7	32464	Nut (5-40 Hex) 4, 31
2254	Washer, Brass 7	5475	Nut (3/16-40 Hex) 8	34432	Washer, Flat 20, 21
2259	Washer, Brass 7	5555	Cover, Transmitter 41	35503	Foot, Rubber 1
2382	Washer, Lock 33C	5556	Plate, Top 9	36273	Washer, Flat 14, 38
2438	Washer, Flat 3, 4, 7, 11, 14, 26	5566	Collar 22	41382	Spring 34
		5599	Nut (8-32 Hex) 8, 22	41675	Washer, Flat 7, 29
		5740	Screw (2-56 x 1/4 Fil) 9, 20	41720	Spring, Contact 11, 30, 33C, 33F
		5905	Post, Cover Locating 22	43732	Plate, Clamp 4, 7, 8, 10, 13, 26, 29, 30, 33C, 33D, 33E, 33F
		5963	Shim (.010") 33C	41733	Insulator 4, 8, 10, 11, 29, 30, 33C, 33D, 33F
		6033	Washer, Lock 22	42661	Spring 26, 33, 37A, 37B
		6035	Screw (1/4-20 x 5/8 Hex) 1	42823	Washer, Flat 1B, 5, 27, 32, 37A
		6345	Nut (6-32 Hex) 30	44041	Spacer 22
		6803	Terminal 5, 20	45024	Spring 28

NUMERICAL INDEX(Continued)

Part Number	Description and Page Number	Part Number	Description and Page Number	Part Number	Description and Page Number
46183	Washer, Flat 18,28,32, 37A	74717	Screw (4-40 x 23/32 Fil) 13	77018	Disk, Friction 2
49420	Spring 33A,33E,37B	74727	Terminal 4,33C,33D	77020	Cover, Bearing 2,21
50083	Screw (6-32 x 1-1/8 Fil) 13	74728	Terminal 7,8,11,29, 33C,33F	77021	Bracket 4
55669	Spring 4,16,17,26,28, 29	74757	Bracket, Resistor Mounting 7,17	77022	Bracket 6
58221	Screw (6-32 x 1/4 Fil) 5	74838	Cap, Bearing 4	77024	Plate, Clamp 4
62135	Screw (6-32 x 5/8 Rd) 8,22	74952	Screw (6-40 x 5/8 Fil) 11	77025	Pinion - 10T 16,17,18, 26,33
70314	Washer, Flat 30	74962	Spring 11, 33D,35	77026	Gear - 35T 16,17,18, 26
70361	Resistor Assembly 7,17	74965	Bushing, Insulating 11, 13,29	77027	Ring, Segment 3
70388	Spring 11, 33F, 37, 37B	74966	Bushing, Insulating 33C	77028	Bracket, Brush Holder 1
70466	Spring 11	74986	Screw (6-40 x 13/32 Hex) 1,4,26,30	77030	Tongue, Contact 9,20
70497	Nut (5/16-32 Hex) 20	75646	Screw, Drive 37A	77031	Bracket - Left and Right 8,22,40
70707	Bracket, Mounting 7	75750	Washer, Insulating 7	77033	Plate, Tape Guide 33F
70722	Resistor (500 ohms) 7	76058	Post, Spring 33A,37A, 37B	77034	Pinion - 7T 17,18,21,33
70724	Insulator 7	76084	Washer, Friction 20	77035	Bracket 4
70823	Screw (6-32 x 1 Flat) 7	76085	Disk, Friction 20	77036	Gear - 40T 17,18
70873	Cap, Brush 14	76086	Spring, Friction 2,20	77040	Spring, Contact 4,8
70887	Nut (10-24 Hex) 7	76087	Nut (9/16-32 Friction) 20	77042	Disk Assembly 3,37A
71155	Screw (6-32 x 1-1/4 Flat) 7,17,22	76099	Washer, Flat 11,15,26, 30,33,33C,33F,37,37A, 37B	77043	Disk 3
71647	Washer, Flat 29	76114	Screw (10-32 Special) 6, 29,33C	77046	Strip, Mounting 8
71659	Screw (6-40 Shoulder) 29	76117	Block Assembly 12,35	77047	Arm, Brush Holder 39
71672	Clamp, Cable 8,22	76167	Screw (4-40 x 3/16 Hex) 14	77048	Bushing, Insulating 4
71853	Resistor (300 ohms) 7	76217	Bracket 7,16,17	77049	Lever, Operating 6
72069	Shim (.002") 9,31	76246	Bushing, Insulating 4,8, 10	77050	Arm 9
72074	Brace 5	76277	Stop, Eccentric 8	77051	Post, Spring 4,31
72088	Screw (6-40 x 1-1/16 Hex) 20	76284	Stop, Terminal 5	77053	Shaft 4
72137	Shim (.002") 9	76333	Bushing, Insulating 33D, 33E	77054	Post, Spring 4
72139	Plate, Screw 9	76382	Spring, Contact 30	77056	Strip, Mounting 5
72183	Bridge - Short 5	76465	Bushing, Insulating 8	77057	Holder, Bush 4
72184	Bridge - Long 5	76484	Fan, Motor 16	77058	Hub, Cam 18,2
72185	Bridge Assembly 5	76755	Screw (10-32 x 13/16 Hex) 21	77060	Collar 4
72194	Dowel 1A	76983	Screw (4-40 x 1-1/4 Fil) 30	77061	Pinion - 9T 17,18
72284	Post, Spring 29	77001	Arm, Stop 4	77062	Gear - 39T 17,18
72508	Screw (6-40 x 3/4 Hex) 8,12,14,35	77003	Ring, Collector 1A,3	77063	Post, Stop 4
72565	Washer, Lock 20,21	77004	Bracket 6	77064	Bridge 5,20,39
72566	Resistor (100-100 ohms) 7,17	77007	Lever - 40 9	77065	Ring, Segment 3
72579	Washer, Flat 18,2	77010	Lever, Feed 5	77066	Rail-Right 40,41
72625	Bushing, Insulating 4	77011	Bearing, Lever 6	77068	Plate, Base 1,38
72644	Bearing, Ball 18,2,21	77012	Nut (9/16-32 Friction) 2	77069	Disk 3
72665	Target 17	77013	Guide, Lever 6	77070	Disk Assembly 3
72973	Plate, Lid 9	77014	Boil 9	77072	Disk 3
73180	Switch, Toggle 1	77015	Shaft, Lever 6	77073	Ring, Collector 3
73377	Target 17,18	77016	Block, Terminal 5,20	77074	Cam 38
73670	Block Assembly 12,35	77017	Plate, Transmitter 6	77075	Insulator 1
73894	Screw (6-40 x 1/8 Set) 31			77078	Shaft Assembly 2,38,39
74536	Screw (6-40 x 5/32 Fil) 21			77079	Stop Assembly, Tape 4,39
74569	Block, Terminal 5			77080	Strip Assembly 5
74614	Resistor (2600 ohms) 30			77082	Bracket 4
74691	Resistor (1600 ohms) 1, 7,37B,38			77086	Panel, Snap 41
74709	Spring 28			77089	Lever Assembly 6

NUMERICAL INDEX (Continued)

Part Number	Description and Page Number	Part Number	Description and Page Number	Part Number	Description and Page Number
77123	Spring, Connection - Upper 8	80352	Governor Assembly 17,18	82489	Disk Assembly 23
77124	Spring, Connection - Lower 8	80402	Screw (4-40 x 15/32 Fil) 33C	82507	Shim (.015") 33F,37
77125	Contact Assembly 8,22,38	80460	Clamp, Cable 12,35	82547	Insulator 7,26,29,30,33E
77126	Cable 1,17	80467	Screw (6-40 x 3/8 Fil) 4	82548	Insulator 7,26,33E
77127	Rail-Left 40,41	80473*	Cover, Transmitter 15,41	82553	Spring, Contact 26
77128	Washer, Insulating 1,7,30,37B	80508	Screw (4-40 x 25/32 Fil) 33C, 33D, 33E	82555	Spring, Contact 26
77129	Terminal 5	80581	Spring, Clutch Lever 4,7,18,3E	82557	Stiffener 26
77130	Guard, Wheel 1	80592	Spring, Contact 33D	82526	Resistor (20 ohms) 7
77135	Cable, Control 1	80730	Cover, Transmitter 41	82558	Core, Magnet 14
77136	Cable, Line 1	80731	Cover Assembly, Transmitter 41	82678	Retainer, Coil 14
77138	Shaft, Main 2	80732	Panel, Snap 41	82701	Stop Assembly 14
77140	Nut (9/16 x 32 Hex) 2	80755	Bushing, Insulating 33C	82702	Screw (6-40 x 9/32 Flat) 14,17
77141	Stop, Eccentric 39	80757	Screw (10-32 x 1/2 Fil) 20	82714	Motor, AC Synchronous 16
77142	Ball 9	80938	Pinion - 5T 17,18	82725	Spring 26,33,37A,37B
77143	Ball Assembly 9	80939	Gear - 40T 17,18	82728	Plate, Identification 15,22
77144	Ball Assembly 9	80957	Screw (4-40 x 1/4 Hex) 4	82729	Plate, Identification 15,22
77145	Strip, Wearing 9	81258	Screw (6-40 x 5/8 Flat) 3,35	82999	Spring 28
77146	Strip, Wearing 9	81564	Screw (6-40 Special) 10	83408	Screw (4-40 x 3/16 Rd.) 1
77147	Cover, Transmitter 41	81725	Stiffener 27	83844	Modification Kit 7,34
77310	Plate, Name 1	81726	Tenninal 4,10,33E	83885	Nut (6-32 Hex) 15
77597	Plate, Mounting 40	81731	Spring 4,5,9,20,34	83974	Filter Assembly 7
77598	Plate Assembly, Mounting 40	81778	Screw (4-40 x 3/16 Fil) 8	83975	Bracket 7
77625	Guard 40	81814	Stiffener 26,32,37A,37B,37C	84047	Plate, Stop 17,18
77808	Resistor (250 ohms) 7	81822	Coll, Retard 7	84054	Spring, Connection - Lower 8
77920	Screw (6-40 x 1-15/16 Fil) 15	81823	Screw (4-40 x 1-3/32 Fil) 7	84055	Spring, Connection - Upper 8
77994	Pinion - 7T 17,18	81824	Nut (4-40 Hex) 7	84056	Stiffener 8
77995	Gear - 45T 17,18	81825	Capacitor - 1/100 MF 7	84057	Tenninal 8
78011	Capacitor - 1MF 7	R2049	Screw (4-40 x 1-1/16 Rd) 31	84114	Yoke 4,39
78028	Screw (6-40 x 15/16 Hex) 14,33B	82084	Set of Parts 33D	84115	Armature 4,30
78205	Resistor (300 ohms) 7	82092	Latch, Lever 33D	84131	Plate, Mounting 8
78206	Resistor Assembly 7	82093	Lever, Operating 33D	84132	Arm, Operating 8
78420	Collar, Set 21	82094	Bracket 33D	84133	Rod, Tape Stop 8
78430	Clamp, Cable 16	82095	Bracket 33D	84134	Bracket, Contact 8
78596	Washer, Spring 8	82096	Spring, Contact 33D	84135	Cover, Switch 40
78905	Washer, Insulating 13,14,33B	82097	Spring, Contact 33D	84136	Switch, Assembly 40
79012	Washer, Fiber 33D	82098	Nut (10-32 Hex) 33D	84139	Gear - 40T 17,18
79013	Washer, Flat 33D	82099	Post 33D	84140	Pinion - 9T 17,18
79060	Spacer 28	82100	Bracket 33D	84141	Gear - 42T 16
80153	Resistor (1410 ohms) 1,37B	82101	Panel 33D	84142	Pinion - 9T 16
80163	Gear - 44T 16	82103	Relay Assembly 33D	84347	Disk Assembly 3
80164	Pinion - 6T 16,21	82155	Cable, Motor Switch 1	84348	Disk 3
80165	Gear - 44T 16	82249	Washer, Flat 1A,3	84349	Ring, Segment 3
80166	Pinion - 9T 16,21,33	82283	Motor, 1/40 HP, AC Syn. 16	84352	Strap, Terminal 5
80255	Screw (4-40 x 21/64 Fil) 9	82378	Modification Kit 7,34	84353	Strap, Terminal 5
80287	Post, Spring 33D	82391	Capacitor (1/2 - 1/2 MF) 7,16,17	84354	Washer, Flat 22
80334	Terminal 30	82474	Terminal 5,13,14,16,17,33B	84357	Gear - 40T 17,18,21
80342	Screw (6-40 x 23/64 Hex) 2,10,11,20,21,26,27,29,33,33B,33C,33F,35,37,37A,37B			84359	Bearing 20
				84360	Shaft 20
				84362	Guard 21
				84365	Bearing 20

NUMERICAL INDEX (Continued)

Part Number	Description and Page Number	Part Number	Description and Page Number	Part Number	Description and Page Number
84366	Base 21	86706	Motor Arrangement "AH" 18	87257	Cover - Front 22
84367	Bridge 5, 20, 39	86707	Motor Arrangement "AJ" 16	87371	Pinion - 6T 16, 33
84368	Arm, Clutch 20	86708	Motor Arrangement "AK" 16	87372	Gear - 34T 16
84369	Sleeve, Friction 20	86774	Screw (6-40 Shoulder) 33C	87373	Motor Arrangement "88" 16
84371	Lever, Contact 20	86809	Gear - 5T 16	87390	Modification Kit 4, 34
84373	Bushing 20, 21	86810	Pinion 11T 16	87393	Disk, Code 25
84374	Shaft 21	86811	Guard, Governor 1, 17, 18	87395	Disk, Code 25
84375	Pinion - 12T 21	86815	Arm, Brush Holder 4, 39	87396	Disk, Code 25
84375	Pinion - 3T 21	86816	Stop, Eccentric 4, 39	87397	Disk, Code 25
84377	Gear - 60T 21	86819	Collar, Spacing 4, 39	87403	Spring 33A, 37A
84378	Hub, Gear 21	86853	Bracket Assembly, Contact 17, 18	87406	Disk, Code 20, 25
84379	Hub 20	86951	Resistor (175-350 ohms) 4, 7, 39	87409	Disk, Code 25
84381	Gear - 48T 20	86953	Bracket, Contact 7	87410	Disk, Code 25
84383	Shaft 20	86955	Spring, Contact 7	87411	Disk, Code 25
84384	Spacer 20	86958	Spring, Contact 7	87412	Disk, Code 25
84385	Stud 20	86959	Bushing, Insulating 7, 26	87413	Disk, Code 25
84391	Shaft, Main 21	86960	Contact Assembly 7, 39	87414	Disk, Code 25
84392	Base 22	87095	Gear - 36T 16	87415	Disk, Code 25
84393	Bracket 20	87117	Motor Arrangement "AM" 17	87416	Disk, Code 25
84550	Screw (6-40 Shoulder) 33D	87118	Motor Arrangement "AN" 16	87417	Disk, Code 25
84552	Cover, Transmitter 41	87119	Motor Arrangement "AP" 18	87418	Disk, Code 25
84553**	Cover, Transmitter 15, 41	87120	Motor Arrangement "AQ" 18	87419	Disk, Code 25
84579	Washer, Flat 6, 33C	87121	Motor Arrangement "AR" 17	87420	Disk, Code 25
84593	Modification Kit 11	87126	Motor Arrangement "AW" 18	87421	Disk, Code 25
84594	Bracket 11, 26, 33C, 33F	87127	Motor Arrangement "AX" 17	87422	Disk, Code 25
84595	Bracket Assembly, Contact 11	87145	Disk, Code 25	87423	Disk, Code 25
84597	Bracket, Spring 11, 33C, 33F, 37	87147	Disk, Code 25	87424	Disk, Code 25
84598	Spring, Contact - Long 11	87148	Disk, Code 25	87468	Block Assembly 20
84599	Cable 11	87149	Disk, Code 25	87469	Cable 1
84705	Spring, Contact 33C, 33F	87151	Disk, Code 25	87493	Sisal (.035") 22
84759	Guard, Gear 1, 9, 22, 38	87152	Disk, Code 25	87494	Disk, Code 25
84892	Stiffener 10, 33C, 33F	87153	Disk, Code 25	87635	Screw (6-32 x 1/2 Flat) 15
84990	Screw (6-40 x 1/4 Flat) 1, 14	87213	Plate, Base 22	87636	Screw (2-56 x 3/16 Rd) 1, 15, 22, 33B, 33E
85386	Bushing 28	87220	Bridge Assembly 20	87638	Screw (2-56 x 3/32 Rd) 33B
85483	Spacer 1, 35, 37A, 37B	87221	Gear - 45T 21	87683	Cable 1
86194	Screw (8-40 x 4 Fil) 7	87222	Gear - 44T 16, 21	87898	Channel, Rubber 22
86195	Resistor (1500 ohms) 7, 39	87226	Screw (4-40 Pilot) 22	87899	Channel, Rubber 22
86699	Motor Arrangement "AA" 17	87227	Link 22	88094	Panel 33
86700	Motor Arrangement "AB" 18	87234	Spring, Detent 22	88095	Set of Parts 33D
86701	Motor Arrangement "AC" 17	87235	Plate, Mounting 22	88752	Wick, Felt 18, 32, 37A
86702	Motor Arrangement "AD" 18	87241	Shaft, Main 2	88802	Screw (6-32 x 1-1/16 Flat) 7, 16, 22
86703	Motor Arrangement "AE" 17	87242	Cam, Contact 2	89481	Shaft, Tape Stop 4, 31
86704	Motor Arrangement "AF" 18	87252	Motor, AC Synchronous 16	89482	Collar 4
86705	Motor Arrangement "AG" 17	87253	Motor Arrangement "AI" 16	89484	Clamp, Tape Stop 4, 31
		87255	Shaft Assembly 2, 38, 39	89485	Modification Kit 4
				89522	Motor Arrangement "BT" 16
				89593	Motor Arrangement "BS" 18
				89604	Pinion - 6T 18
				89605	Gear - 40T 18
				89925	Terminal 7
				89969	Washer, Fiber 7
				90027	Spring, Contact 33C, 33E

NUMERICAL INDEX (Continued)

Part Number	Description and Page Number	Part Number	Description and Page Number	Part Number	Description and Page Number
90031	Spring, Contact 33C, 33E	93012	Cover, Transmitter 41	97458	Bracket, Backstop 11
90338	Stud 33E	93035	Bushing, Insulating 7, 17	97459	Plate, Blocking 11
90421	Spacer 31	93075	Nut (15/32-32 Ring) 1	97460	Magnet Assembly 11, 37B
90432	Washer, Flat 33C	93587	Washer, Flat 18, 2, 33E, 38	97467	Contact Assembly 10, 34, 35, 36
90517	Spring 32	93985	Washer, Lock 7	97468	Plate, Tape Guide 33E, 34, 36, 40
90573	Spring 32	94098	Gear - 53T 16	97469	Cable Assembly 12
90791	Washer, Lock 25	94669	Screw (4-40 Shoulder) 29	97470	Cord Assembly 12
91099	Spacer 12	94678	Bracket, Filter 14	97474	Motor Arrangement "DJ" 16
91121	Motor Arrangement "BX" 16	94679	Capacitor (1/10-1/10 Mf) 14	97628	Clamp, Cable 12
91131	Pinion - 13T 16, 33	94718	Motor Arrangement "CQ" 17	97716	Cable Assembly 12
91132	Gear - 53T 16	94832	Gear - 42T 17	97720	Spring, Contact 10
91224	Cover Assembly, Transmitter 41	94833	Pinion - 8T 17	97721	Spring, Contact 10
91225	Motor Arrangement "BZ" 17	95063	Plug - 3 Prong 13	97847	Plug - 21 Terminals 12
91226	Cable, Control 1	95165	Gear - 47T 21	97848	Socket, Terminal - 21 Terminals 12
91227	Cable, Line 1	95174	Cover, Transmitter 15	97884	Cable 12
91282	Gear - 32T 17, 18	95198	Pinion - 14T 23	97885	Cable 12
91283	Pinion - 7T 17, 18, 33	95199	Gear - 59T 23	97921	Cam, Operating 11
91284	Gear - 47T 16	95594	Motor Arrangement "DD" 16	97922	Plate, Stop 10, 27
91285	Pinion - 12T 16, 21, 33	95935	Bushing, Insulating 13, 14, 33B	98069	Guide, Tape 9, 34
91502	Cable 1	95936	Coil, Choke 13, 14, 33B	98137	Modification Kit 34
91503	Motor Arrangement "CA" 17	95937	Capacitor - 1/100 Mf 14, 33B	98142	Spacer 32
91504	Pinion - 10T 17, 18	95938	Capacitor - 1/10 Mf 14, 17, 33B	98337	Spacer 15
91505	Gear - 54T 17, 18	95953	Shim (.002") 10, 31	98386	Cord 12
91617	Shim (.010") 17, 18	95954	Plate, Screw 10	98414	Eccentric 28, 35
91683	Nut (15/32-32 Hex) 1, 1A, 30	95957	Panel, Snap 41	98444	Guide, Tape 11
91684	Nut (15/32-32 Ring) 1, 1A, 30	96204	Strap 37B	98552	Motor Arrangement "DR" 16
91704	Pinion - 9T 16	96258R	Wire, Connector 34, 36	98553	Pinion - 8T 16
91705	Gear - 35T 16	96475	Disk, Code 25	98554	Gear - 43T 16
91707	Motor Arrangement "CD" 16	96476	Disk, Code 25	98832	Screw (4-40 x 11/16 Fil) 33C, 33F
91739	Strip, Insulating 5	96477	Disk, Code 25	98869	Spacer 15
91904	Washer, Flat 4, 32	96478	Disk, Code 25	99230	Plate, Lid 9, 10, 31
92171	Bracket 6, 13	96479	Disk, Code 25	99250	Filter Assembly 14, 17
92216	Filter Assembly 14	96883	Terminal 5	99257	Contact Assembly 33D
92217	Filter Assembly 6, 13	97211	Com 38	99354	Container 14, 33B
92226	Filter Assembly 6, 7	97401	Spring 37B	99355	Bracket 14, 17
92291	Capacitor - 1/10 Mf 13	97443	Plate, Base 1, 38	99356	Bracket 14
92433	Disk, Code 25	97444	Rail, Guide 1	99357	Clip 14, 17
92490	Pinion - 11T 23	97445	Lid, Retaining 9, 10, 31, 40	99406	Pinion - 7T 16
92491	Gear - 38T 23	97446	Bracket, Contact 10, 27	99407	Gear - 42T 16
92527	Washer, Lock 8	97447	Pin, Contact 10, 34, 35, 36, 37	99437	Motor Arrangement "DU" 16
92668	Post, Spring 33E	97448	Guide, Contact Pin 10, 34, 35, 36, 37	99925	Switch, Delay 31
92881	Motor Arrangement "CT" 16	97449	Cable 10, 34, 35, 37	100419	Stiffener 29
92887	Gear - 54T 16	97451	Modification Kit 34	100421	Bushing, Insulating 33E
92888	Pinion - 14T 16	97452	Lever, Feed 11, 37B	101104	Post, Spring 33C
92889	Motor Arrangement "CS" 16	97453	Pawl, Feed 11, 37B	101273	Disk, Code 25
93089	Brush 4	97454	Bracket, Magnet 11	101274	Rod, Tape Stop 4, 31, 39
		97457	Armature 11	101389	Modification Kit 10, 34
				101393	Lid Assembly 10, 34, 35, 36

NUMERICAL INDEX (Continued)

Part Number	Description and Page Number	Part Number	Description and Page Number	Part Number	Description and Page Number
101439	Stop, Feed Lever 6, 10, 33, 34, 35, 37A, 37B, 38	104535	Lever Assembly 14	105173	Disk, Code 25
101441	Cam, Operating 2, 10, 34, 38	104536	Stop 14	105220	Bushing, Insulating 9
101456	Screw (6-32 x 9/32 Rd) 5	104537	Hook, Spring 14, 28	105267	Guide Assembly, Tape 31
101481	Modification Kit 35	104538	Spring 14	105290	Guide, Tape 31
101533	Holder Assembly, Brush 4	104539	Lever, Clutch 11	105329	Motor Arrangement "FM" 18
101713	Terminal 5, 10, 33	104540	Bracket, Magnet Mounting 14	105483	Motor Arrangement "FM" 17
101714	Spring 10, 33	104576	Ring, Collector 3	105523	Motor Arrangement "FR" 16, 18
101715	Spring Assembly 10, 33, 34, 36, 37A, 37B	104577	Ring, Segment 3	105527	Gear - 35T 18
101827	Cover, Transmitter 41	104579	Pinion - 7T 16, 18, 35	105528	Pinion - 4T 18
101828	Cover Assembly, Transmitter 41	104580	Gear - 30T 18, 35	105529	Motor Arrangement "FP" 18
101829	Panel, Snap 41	104657	Guard, Gear 1, 35, 37A, 37B, 38	105635	Switch, Toggle 1
101830	Plate, Base 1, 38	104658	Gear - 45T 17, 18, 36	105702	Gear - 56T 18
101965	Plug 12	104659	Pinion - 9T 17, 18, 36	105703	Pinion - 4T 18
101966	Plug 12	104660	Plate, Cover 41	105705	Gear - 48T 16
101967	Roll - Right 8, 22	104661	Main Shaft Assembly 38	105706	Pinion - 4T 16
102065	Plate, Mounting 40	104662	Cable Assembly 13, 35	105707	Motor Arrangement "FZ" 16
102066	Plate, Mounting 40	104663	Cord Assembly 13, 35	105708	Motor Arrangement "FW" 18
102067	Roll - Right 40, 41	104664	Magnet Assembly 14, 35, 37A, 37B, 38	105710	Block 15
102068	Roll - Right 40	104665	Cable 13	105803	Switch, Toggle 1A, 30
102069	Roll - Left 8, 22, 40, 41	104671	Plug - 12 Prong 13	105863	Cable 1A
102070	Roll - Left 40	104672	Motor Arrangement "EX" 17	105905	Motor Arrangement "FS" 18
102072	Bracket - Left 40	104673	Motor Arrangement "EY" 18	105915	Motor Arrangement "GM" 16
102162	Guard 40	104674	Motor Arrangement "EZ" 16	105927	Motor Arrangement "GL" 18
102170	Armature 4	104675	Motor Arrangement "EZ" 16	105940	Stiffener 33C, 33E
102286	Power Cord 1, 2	104676	Strip, Terminal Block 12, 35	106020	Filter Assembly 6
102316	Bracket 12	104677	Disk Assembly, Retaining 3, 35	106115	Cam, Contact 2
102330	Spring, Contact 33C	104678	Disk Assembly 3, 35	106117	Shaft, Main 2
102480	Screw (6-40 x 11/16 Fil) 11	104718	Eccentric 31	106119	Shaft Assembly 2, 39
102520	Rod, Slotted 4, 39	104719	Bracket 31	106121	Disk 3
102970	Plate, Base 1, 35, 38	104720	Stop Assembly, Tape 31	106124	Handle 3
103062	Bracket 33B	104767	Disk, Code 25	106168	Filter Assembly 14
103080	Filter 33B	104782	Filter Assembly 13, 35	106187	Cord Assembly 13
103083	Cable 1	104801	Cord Assembly 13, 35	106194	Cable 1
103182**	Panel, Snap 15, 41	104837	Clamp, Plate 14	106308	Resistor (700 ohms) 7
103183	Panel, Snap 41	104841	Guide, Tape 15, 35	106922	Modification Kit 36
103184	Panel, Snap 41	104870	Retainer, Oil - Felt 11	106956	Gear Set 16
103352	Cable 1	104871	Retainer, Oil - Felt 11	106976	Stop Magnet Assembly 26
103798	Disk, Code 25	104872	Lever Assembly, Clutch 11, 35, 38, 39	107025	Collar 31
103799	Disk, Code 25	105056	Guide Assembly, Tape 11, 28	107172	Plate, Instruction 33B
104093	Disk, Code 25	105057	Guide, Tape 28, 33F, 35	107206	Plate, Adapter 1A
104451	Washer, Lock 17, 18	105066	Shaft, Main 2	107207	Spring, Contact 33C, 33F
104517	Modification Kit 35, 36	105068	Disk, Friction 2	107208	Contact Assembly 33C, 33F, 37
104518	Modification Kit 3, 36	105069	Cover, Bearing 2	107209	Shield, Relay 33B
104527	Disk 3	105070	Nut, Friction 2		
104528	Disk, Retaining 3	105071	Shaft Assembly 2, 35, 39		
104529	Handle 3	105150	Hub, Com 2		
104530	Scale, Range 3	105172	Disk, Code 25		
104532	Armature 141				
104533	Stud 14				
104534	Lever, Armature 14				

NUMERICAL INDEX (Continued)

Part Number	Description and Page Number	Part Number	Description and Page Number	Part Number	Description and Page Number
107217	Ring, Segment 1A	110440	Dowel 9,10,31	111459	Plate, Mounting 33E
107218	Disk 1A	110699**	Cover Assembly 15	111460	Stud 33E
107219	Disk Assembly 1A	110743	Washer, Lock 18,9,10, 27,32,33F,34,35,36, 37,37A	111604	Motor Arrangement "GW" 18
107220	Lever, Operating 33C	110879	Spring 28	111627	Plate, Tape Guide 9, 10,27,33F,34,40
107221	Lever, Operating 33C	110883	Pinion - 12T 16,26,33, 37B	111628	Lid, Retainer 9,10,27, 40
107222	Link 33C	110884	Gear- 36T 16,26	111630	Cable Assembly 13
107223	Extension 33C	110885	Arm 26,33,37A,37B	111631	Lid Assembly 10,34
107224	Pawl, Lock 33C	110886	Anchor, Spring 6,26, 33,37A,37B	111636	Cable 13
107225	Lever, Stop 33C	110887	Screw (1/4-32 x 11/32 Rd) 26,33,37A,37B	111688	Wire, Connector 36
107226	Lever, Switch 1A	110895	Modification Kit 26,36	111689	Wire, Connector 36
107228	Bracket, Contact 33C	110896	Modification Kit 26,36	111693	Armature 33E
107229	Post, Stop 33C	111001	Motor Arrangement "GV" 16	111694	Stud 33E
107230	Relay 33B	111085	Spring, Contact 33C	111695	Screw, Adjusting (4-40) 33E
107231	Bracket Assembly 33C	111086	Spring, Contact 33C	111696	Pawl 33E
107232	Spring 33C	111087	Bracket, Contact 33C	111697	Bushing 33E
107235	Bracket, Switch 1A	111088	Contact, Assembly 33C	111698	Screw (4-40 Shoulder) 33E
107236	Bushing, Insulating 33C,33F	111126	Modification Kit 27,36	111699	Lever, Contact 33E
107237	Contact Assembly 33C	111129	Gear Set 17,18	111700	Post 30E
107238	Strip, Pivot 1A	111130	Gear Set 17,18	111701	Bracket 33E
107239	Spring 33C	111131	Gear Set 17,18	111702	Yoke 33E
107240	Pawl, Lock 33C	111132	Gear Set 16	111703	Bracket 33E
107241	Bracket - Right 6	111133	Gear Set 16	111704	Lock 33E
107291	Plate, Instruction 33B	111134	Gear Set 16	111705	Rod, Push 33E
107292	Plate, Instruction 33B	111135	Gear Set 18	111706	Pin, Stop 33E
107293	Plate, Instruction 33B	111136	Gear Set 16	111707	Spring 33E
107335	Strike, Latch 15	111138	Gear Set 16	111708	Knob 33E
107356	Motor Arrangement "GE" 18	111139	Gear Set 17	111767	Washer, Flat 33E
107393	Switch, Toggle 1, 1A, 21	111140	Gear Set 17,18	111787	Contact Assembly 33E
107459	Com 26	111141	Gear Set 17,18	111968	Guide 33E
107462	Gear- 49T 16	111142	Gear Set 16	111969	Bracket Assembly, Magnet 33E
107463	Pinion - 15T 16	111144	Gear Set 16	112004	Stop, Feed Pawl Lever 6
107490	Disk, Cover 25	111145	Gear Set 18	112119	Modification Kit 28,36
107492	Bracket 21	111146	Gear Set 16	112127	Pivot 30
107660	Roller 29	111147	Gear Set 17,18	112128	Retainer 30
107669	Retainer, Tape 27	111148	Gear Set 16	112462	Blade, Restoring 28
107724	Pawl, Tape Feed 27	111150	Gear Set 16	112463	Stud 28
107725	Screw (4-40 Shoulder) 27	111151	Gear Set 17	112464	Extension 28
108102	Screw (4-40 x 1/4 Flat) 27	111152	Gear Set 16	112465	Lever Assembly 28
108215	Capacitor - 1/4 Mf 1,38	111156	Gear Set 16	112466	Bracket 28
108254	Card Assembly 13,36	111161	Gear Set 17,18	112467	Lever, Trip-Off 28
108305	Plug - 2 Prong 13	111162	Gear Set 16,18	112468	Lever, Non-Repeat 28
108307	Card 13	111163	Gear Set 18	112469	Bushing 28
108460	Screw (6-32 x 13/32 Pan) 33B	111164	Gear Set 18	112470	Latch, Trip-Off 28
108580	Gear - 30T 16	111165	Gear Set 16	112471	Lever Assembly 28
108729	Cover, Rubber 13	111377	Detent 28,31	112472	Eccentric 28
108748	Washer, Retaining 13	111453	Modification Kit 33E	112473	Lever, Latch 28
110388	Screw (4-40 x 7/16 Flt) 3	111455	Break - Lock Mechanism 33E	112474	Shim (.005") 28
110434	Screw (4-40 x 3/16 Flt) 14,27	111457	Strap 33E	112475	Eccentric 28
110435	Nut (4-40 Hex) 29,30,33E	111458	Plate Instruction 33E	112509	Insulator 33E
				112577	Roller 6,33C

NUMERICAL INDEX (Continued)

Part Number	Description and Page Number	Part Number	Description and Page Number	Part Number	Description and Page Number
112585	Disk, Code 25	113772	Modification Kit 32,33, 36	118869	Cable 26
112586	Disk, Code 25	113773	Modification Kit 32,33, 36	118908	Motor Arrangement "JS" 16
112611	Motor Arrangement "GZ" 18	113774	Modification Kit 32,33, 36	119221	Bushing, Insulating 30
112622	Screw (4-40 Shoulder) 5,37B	113775	Modification Kit 32,33, 36	119647	Ring, Retaining 31
112623	Screw (1/4-32 Pilot) 6	113776	Modification Kit 37	119649	Ring, Retaining 31
112624	Screw (4-40 Shoulder) 9,31	113812	Block, Terminal 1, 38	119651	Ring, Retaining 29,31
112626	Nut (10-32 Hex) 6,20, 29,33C	113891	Filter Assembly 17	119660	Motor Arrangement "JT" 18
112627	Nut (2-56 Hex) 15,22, 25,33B,33E	113892	Bracket 17	120406	Gear - 26T 16
112628	Nut (3-48 Sq) 5,20	114067	Pilote Assembly, Top 27	120407	Pinion - 7T 16
112632	Spring, Detent 9,31	114337	Motor Arrangement "HP" 16	120413	Gear Set 16
112635	Spring, Latch 9,10,31	114338	Gear - 52T 16	120448*	Switch Assembly 8, 40
112636	Spring, Feed Pawl 5	114339	Pinion - 8T 16	120449**	Cover, Switch 8,40
112673**	Panel, Snap 28	114454	Pinion - 11T 16	120450	Plate, Code (Ball) 1,35
113077	Post, Spring 29	114455	Gear - 49T 16	120459	Plate, Nonve 1
113204	Gear Set 16	114590	Gear Set 16	121085	Motor Arrangement "KG" 18
113205	Gear Set 17,18	114610	Motor Arrangement "HQ" 18	121086	Pinion -10T 18,33
113206	Gear Set 16	114611	Motor Arrangement "HR" 17	121087	Gear - 49T 18
113207	Gear Set 16,17,18	114704	Motor Arrangement "HS" 17	121430	Motor Arrangement "KH" 16
113378	Spring, Contact 27	114713	Cover Assembly, Transmitter 15,41	121465	Plate, Adjusting 28
113379	Spring, Contact 27	115529	Screw (6-40 x 11/16 Fil) 33A,37A,37B	121466	Lever, Restoring 28
113381	Lever, Tape Release 27	115836	Modification Kit 25,37	121467	Motor Arrangement "KL" 18
113382	Block, Bearing 27	115932**	Plate Assembly, Mounting 8,40	121927	Strap 14
113383	Spring, Detent 27	115933**	Plate, Mounting 8,40	122293	Motor, D.C. Governed 17
113384	Plate, Clamp 27	115935**	Guard - Left 8	122295	Motor, A.C. Governed 18
113387	Detent 27	115936**	Guard - Right 8	122297	Motor Governed 18
113388	Screw (4-40 Shoulder) 27	115937**	Guard 8,22,40	122741	Washer, Felt 29
113389	Plate, Top 27	116766	Gear - 50T 16	122747	Washer, Friction 2,26
113390	Pin, Contact 27	116767	Pinion - 11T 16,33	123314	Motor Arrangement "KP" 18
113391	Eccentric 27	116804	Plate, Tape Guide 9,37	123597	Step Assembly, Tape 4,39
113392	Bracket 27	116805	Lid, Retaining 9,33F,37	123710	Gear Set 17,18
113393	Stop 27	116956	Follower, Cam 30	123711	Pinion - 11T 17,18,33
113394	Guide, Lever 27	116992	Screw (1/4-32 Pilot) - 17,18	123712	Gear - 53T 17,18
113396	Motor Arrangement "HJ" 16	117411	Motor Arrangement "HY" 16	123716	Gear Set 17,18
113717	Modification Kit 29,30, 36	117771	Motor Arrangement "JD" 18	123717	Pinion - 8T 17,18,33
113751	Modification Kit 36	118449**	Panel, Side 33B	123718	Gear - 53T 17,18
113765	Modification Kit 32,33, 36	118450**	Panel, Snap 33B	123771	Motor Arrangement "KT" 16
113766	Modification Kit 32,33, 36	118451**	Cover, Transmitter 33B	124177	Washer, Lock 29
113767	Modification Kit 32,33, 36	118452**	Base 1A	124417	Motor Arrangement "KV" 18
113768	Modification Kit 32,33, 36	118453**	Plate, Cover 15,36,41	124418	Motor Arrangement "KW" 17
113769	Modification Kit 32,33, 36	118842	Contact Assembly 26	124419	Motor Arrangement "KX" 17
113770	Modification Kit 32,33, 36	118850	Bracket 26	124512	Washer, Flat 29
113771	Modification Kit 32,33, 36	118851	Bracket 26	124745	Cam 33E
				124777	Cam Operating Lever 33E

NUMERICAL INDEX (Continued)

Part Number	Description and Page Number	Part Number	Description and Page Number	Part Number	Description and Page Number
124878	Washer, Lock 20	125870	Roller, Detent 9	126956	Post, Spring 29
125001	Screw (4-40 Shoulder) 29,33E	125871	Holder, Lid 9,10,31	126958	Spacer 29
125003	Screw (10-1 x 1/2 Flat) 22	125872	Shaft 9,10,31	126959	Washer, Flat 30
125011	Washer, Flat 9,10,11, 14,31,32,33D,33E,35, 36,37	125873	Latch 9,10,31	126960	Spring, Contact 30
125013	Strap 7,16,17	125874	Bracket - Left 6	126961	Cam, Operating 29
125015	Washer, Flat 1	125882	Terminal 5,20	128686	Finger, Tape 31
125124	Screw (4-40 Shoulder) 9	125903	Brush 4	128687	Pin 31
125127	Screw (6-32 x 7/16 Flat) 39	125914	Terminal 1A,3	128688	Block 31
125144	Screw (4-36 x 1/8 Rd) 7	126786	Disk Assembly 25	128689	Gear - 24T 31
125155	Screw (6-40 x 1/2 Flat) 39	126787	Disk Assembly 25	128690	Shaft 31
125197	Screw (3-48 x 5/16 Rd) 5,20	126788	Disk Assembly 25	128691	Arm 31
125218	Nut (1/4-32 Hex) 4,11	126789	Disk Assembly 25	128692	Spring 31
125229	Nut (6-32 Hex) 5	126790	Disk Assembly 25	128693	Spring 31
125268	Spring 28	126801	Disk, Code 25	128694	Wheel, Reset 31
125276	Pin 11	126802	Disk, Code 25	128695	Gear - 24T 31
125278	Pin 9,10,31	126803	Disk, Code 25	128696	Plate, Tape Guide 31,33F
125280	Pin 9	126804	Disk, Code 25	128697	Wheel, Feed 31
125330	Screw (8-40 x 2-7/32 Flat) 1,7,30,37B	126805	Disk, Code 25	128698	Plate, Top 31
125373	Screw (6-56 Contact) 5,20	126806	Segment, Code Disk 25	128699	Roll, Feed 31
125427	Bushing, Insulating 20	126807	Segment, Code Disk 25	128700	Modification Kit 31,37
125696	Post, Spring 4	126808	Segment, Code Disk 25	128835	Holder Assembly 31
125814	Bearing, Lever 6	126809	Segment, Code Disk 25	129212	Bracket 30
126815	Bridge Assembly 5	126810	Segment, Code Disk 25	129213	Bracket 30
125816	Bridge 5	126811	Segment, Code Disk 25	129214	Resistor Assembly 30
126817	Bridge 5	126812	Tool, Extraction 25	129222	Spring 30
126818	Insulator 5,20	126813	Spring 25	129289	Disk 1B,32,37A
125820	Tip-Bronze 5,20	126814	Cover, Hub 20,25	129290	Disk, Adjusting 1B,32,37A
126828	Shaft, Lever 6	126815	Screw (2-56 x 1 5/64 Hex) 25	129292	Lever, Release 1B,32, 37A
125829	Lever, Feed 5	126890	Cable 30	129391	Screw (3/16-40 Shoulder) 29
125833	Guide, Lever 6	126925	Lever - "0" 30	135030	Shaft, Main 1B,32,37A
125844	Lever, Adjusting 9	126926	Lever - "1" 30	135031	Bearing 1B,32,37A
125848	Lever - #1 9	126927	Lever - "2" 30	135032	Cover, Bearing 1B,32, 37A
125849	Lever - #2 9	126928	Lever - "3" 30	135033	Cam 1B,32,37A
125850	Lever - #3 9	126929	Lever - "4" 30	135034	Drum, Clutch 1B,32, 37A
125851	Lever - #4 9	126930	Lever - "5" 30	135035	Gear - 36T 16,33,37B
125852	Lever - #5 9	126931	Plate, Transmitter 29,30	135036	Gear - 44T 33
125855	Terminal 20	126932	Bracket, Intermediate 29	135037	Bearing 1B,32,37A
125856	Block, Terminal 5	126933	Lever, Intermediate 29	135038	Screw (6-40 x 9/16 Hex) 1B,32,37A
125858	Pawl, Feed 5	126934	Link 29	135039	Screw (1/4-32 x 3/4 Pilot) 32,37A
125860	Bracket - Right 6	126935	Plate, Top 29	135040	Bracket, Spring 32
125861	Roll, Feed 9	126936	Lid, Plate 30	135041	Bracket 32
125862	Bearing, Feed Roll 9,31	126937	Plate, Tape Guide 30,33F	135042	Arm, Brush Holder 32,37A,37B
125867	Bracket, Detent 9,31	126938	Contact Assembly 29	135043	Lever, Stop 32
125868	Detent Assembly 9	126940	Cam 29	135044	Lever, Latch 32
125869	Lever, Detent 9	126941	Cam 29	136048	Lever Assembly, Operating 6
		126942	Bracket, Mounting 29	135051	Main Shaft Assembly 1B
		126943	Contact, Assembly 30		
		126944	Lever Assembly 29,30		
		126945	Roller 30		
		126949	Spring, Contact 30		
		126950	Bracket 30		
		126951	Relay Assembly 30		
		126952	Lever 29		
		126953	Spring, Contact 29		
		126954	Bracket 29		

NUMERICAL INDEX (Continued)

Part Number	Description and Page Number	Part Number	Description and Page Number	Part Number	Description and Page Number
135053	Motor Arrangement "LL" 16	136025	Modification Kit 32,33, 37	138802	Cable 1
135054	Motor Arrangement "LM" 16	136026	Modification Kit 32,33, 37	138809	Motor Synchronous 16
135061	Gear - 35T 17,18,33	136027	Modification Kit 32,33, 37	138869	Motor Arrangement "MR" 16
135062	Gear - 34T 16,33	136036	Gear - 44T 16	138870	Motor Arrangement "MS" 16
135064	Gear - 32T 17,18,33	136098	Modification Kit 27,37	138932	Plate, Screw 33F,37
135065	Gear - 50T 16,33	136100	Modification Kit 33F,37	138933	Guide, Tape 33F,37
135066	Gear - 53T 18,33	136126	Modification Kit 33F,37	138934	Plate, Tape Guide 33F, 37
135067	Gear - 53T 16,33	136147	Modification Kit 37A	138983	Pawl, Tape Feed 27
135068	Gear - 40T 17,18,33	136149	Modification Kit 37B	139109	Motor Arrangement "MV" 16
135069	Gear - 53T 17,18,33	136153	Modification Kit 37B	139196	Motor Arrangement "MW" 16
135070	Bracket 33,37A,37B	136154	Modification Kit 37B	139541	Past, Spring 33E
135072	Washer, Lock 26,33, 31 A,37B	136423	Pinion - 18T 16	139542	Spring, Contact 33E
135170	Motor Arrangement "LP" 16	136424	Gear - 45T 16	139548	Bushing 28
135171	Pinion - 14T 16	136426	Motor Arrangement "MK" 16	139752	Screw (6-40 x 11/64 Fil) 27
135172	Gear - 53T 16	136456	Gear Set 16	139754	Screw (6-40 Shoulder) 33C
135173	Gear Set 16	136525	Gear - 47T 16,33	139778	Switch, Toggle 1
135627	Spring 31	136540	Gear Set 16	139791	Screw (4-40 Shoulder) 33F,37
135628	Spring, Wearing 31	136541	Pinion - 13T 16	139972	Strip, Terminal 33E
135681	Bracket, Contact 10	136542	Gear - 56T 16	142546	Modification Kit 38
135682	Contact Assembly, Tape-Out 10,37	136552	Pinion - 14T 16	142547	Pinion - 10T 38
135684	Terminal Assembly 5	136554	Motor Arrangement "MM" 16	142548	Gear - 28T 38
135702	Motor Arrangement "LU" 17	136555	Gear Set 16	142662	Pinion - 11T 37A
135703	Motor Arrangement "LV" 18	136579	Pinion - 10T 33	142663	Gear - 36T 37A
135704	Motor Arrangement "LW" 16	136580	Gear - 42T 33	142708	Connector, Slip 1,38
135705	Motor Arrangement "LX" 16	136582	Pinion - 13T 33	142712	Cable Assembly 31 B
135706	Motor Arrangement "LY" 18	136583	Gear - 60T 33	142715	Gear - 49T 16
135707	Motor Arrangement "LZ" 18	136585	Gear - 49T 33	142716	Gear - 45T 18
135708	Motor Arrangement "MA" 16	136605	Motor Arrangement "MN" 16	142718	Gear Set 18
135709	Motor Arrangement "MB" 17	136841	Gear Set 18	142723	Motor Arrangement "NG" 18
135710	Motor Arrangement "MC" 18	136842	Gear Set 16	142724	Motor Arrangement "NH" 16
135711	Motor Arrangement "MD" 17	136843	Gear Set 16	150029	Wick, Felt 18,32,37A
135712	Motor Arrangement "MS" 18	136844	Gear Set 17,18	150040	Screw (6-40 x 5/8 Fil) 18,6,16,20,28,32,37A
135713	Motor Arrangement "ME" 16	136845	Gear Set 17,18	150043	Shoe, Secondary 18, 32,37A
135714	Motor Arrangement "MF" 17	136846	Gear Set 16	150044	Shoe, Primary 18,32,37A
135715	Motor Arrangement "MG" 18	136847	Gear Set 16	150089	Screw (4-40 x 1/2 Fil) 4,7
135898	Bell, Rubout 29	136848	Gear Set 18	150241	Spring 18,32,37A
135899	Shaft, Rubout 29	136849	Gear Set 16	150971	Cable 33F,37
		136850	Gear Set 17,18	151346	Screw (6-40 x 3/8 Fil) 4,5,12,20,21,28,29, 35
		136851	Gear Set 16	151442	Screw (6-40 x 1/2 Hex) 1,2,4,6,8,17,18,33E
		136852	Gear Set 17,18	151618	Screw (6-40 x 7/16 Fil) 5,6,20
		136854	Motor Arrangement "MP" 16		
		136856	Gear - 49T 16		
		136949	Cam, Reset 33A,37A, 3 B		
		136950	Lever, Stop 33A,37A, 37B		
		136951	Lever, Latch 33A,37A, 37B		
		136952	Gear - 48T 16,33A		
		138164	Motor Arrangement "GF" 17		

NUMERICAL INDEX (Continued)

Part Number	Description and Page Number	Part Number	Description and Page Number	Part Number	Description and Page Number
151629	Nut (6-40 Lug) 33A, 37A, 37B	151686	Screw (4-40 x 3/8 Fil) 7, 9, 11, 28, 31, 33E	152893	Screw (4-40 x 1/4 Hex) 18, 11, 32, 33E, 37A
151630	Screw (6-40 x 1/4 Hex) 1A, 7, 8, 14, 17, 33C	151687	Screw (4-40 x 7/16 Fil) 32	153442	Screw (10-32 x 1/2 Hex) 1A, 4, 5, 6, 7, 12, 13, 21, 30
151631	Screw (6-40 x 5/16 Hex) 1, 1A, 18, 2, 4, 6, 7, 10, 16, 17, 18, 26, 28, 33B, 33C, 34, 36, 39	151688	Screw (4-40 x 5/8 Fil) 31, 32	153538	Screw (6-40 x 7/16 Hex) 18, 14, 32, 37A
151637	Screw (4-40 x 1/4 Fil) 9, 27, 29, 31, 33D, 33E	151692	Screw (6-40 x 3/16 Fil) 4, 6, 12, 13	153631	Network 29
151657	Screw (6-40 x 1/4 Fil) 1, 2, 8, 10, 21, 33B, 34	151693	Screw (6-40 x 9/16 Fil) 5, 12, 20, 31, 35, 39	153839	Screw (6-40 x 5/8 Hex) 4, 6, 7, 8, 12, 13, 17, 18, 21, 30, 33B
151658	Screw (6-40 x 5/16 Fil) 1, 6, 9, 12, 15, 27	151723	Screw (10-32 x 3/8 Hex) 1A, 33D	155098	Plate, Patent 37A
151659	Screw (6-40 x 1/2 Fil) 6, 21, 39	151724	Screw (10-32 x 5/8 Hex) 29	156501	Screw (6-40 x 7/32 Fil) 8
151685	Screw (4-40 x 3/16 Fil) 3, 4, 5, 9, 10, 20, 28, 31	151728	Spring 18, 32, 37A	156740	Screw (6-40 x 7/32 Hex) 4, 14, 17, 33B
		151733	Screw (4-40 x 9/16 Fil) 4, 8, 10, 26, 29	161347	Washer, Felt 30
		151737	Screw (4-40 x 11/64 Fil) 18, 32, 37A	178871	Tubing, Insulating 29
				178872	Tubing, Insulating 29