

INDEPENDENT PRACTICE

PROBLEMS

PROBLEM	ANSWER
1. $\frac{1}{10}$	1
2. $\frac{1}{10}$	2
3. $\frac{1}{10}$	3
4. $\frac{1}{10}$	4
5. $\frac{1}{10}$	5
6. $\frac{1}{10}$	6
7. $\frac{1}{10}$	7
8. $\frac{1}{10}$	8
9. $\frac{1}{10}$	9
10. $\frac{1}{10}$	10
11. $\frac{1}{10}$	11
12. $\frac{1}{10}$	12
13. $\frac{1}{10}$	13
14. $\frac{1}{10}$	14
15. $\frac{1}{10}$	15
16. $\frac{1}{10}$	16
17. $\frac{1}{10}$	17
18. $\frac{1}{10}$	18
19. $\frac{1}{10}$	19
20. $\frac{1}{10}$	20

- 21.  $\frac{1}{10}$
- 22.  $\frac{1}{10}$
- 23.  $\frac{1}{10}$
- 24.  $\frac{1}{10}$
- 25.  $\frac{1}{10}$
- 26.  $\frac{1}{10}$
- 27.  $\frac{1}{10}$
- 28.  $\frac{1}{10}$
- 29.  $\frac{1}{10}$
- 30.  $\frac{1}{10}$
- 31.  $\frac{1}{10}$
- 32.  $\frac{1}{10}$
- 33.  $\frac{1}{10}$
- 34.  $\frac{1}{10}$
- 35.  $\frac{1}{10}$
- 36.  $\frac{1}{10}$
- 37.  $\frac{1}{10}$
- 38.  $\frac{1}{10}$
- 39.  $\frac{1}{10}$
- 40.  $\frac{1}{10}$
- 41.  $\frac{1}{10}$
- 42.  $\frac{1}{10}$
- 43.  $\frac{1}{10}$
- 44.  $\frac{1}{10}$
- 45.  $\frac{1}{10}$
- 46.  $\frac{1}{10}$
- 47.  $\frac{1}{10}$
- 48.  $\frac{1}{10}$
- 49.  $\frac{1}{10}$
- 50.  $\frac{1}{10}$
- 51.  $\frac{1}{10}$
- 52.  $\frac{1}{10}$
- 53.  $\frac{1}{10}$
- 54.  $\frac{1}{10}$
- 55.  $\frac{1}{10}$
- 56.  $\frac{1}{10}$
- 57.  $\frac{1}{10}$
- 58.  $\frac{1}{10}$
- 59.  $\frac{1}{10}$
- 60.  $\frac{1}{10}$

ANSWERS TO PROBLEMS 1-60  
1-60:  $\frac{1}{10}$

1-60:  $\frac{1}{10}$

1-60:  $\frac{1}{10}$

1-60:  $\frac{1}{10}$

1-60:  $\frac{1}{10}$

ANSWER	ANSWER
1-60	$\frac{1}{10}$
1-60	$\frac{1}{10}$
1-60	$\frac{1}{10}$


ANSWERS TO PROBLEMS 1-60

2. 3. IDENTIFICATION

2.1.12. Identifying Appliances (Sub-Plant Item)



2.21 Battery Diagram

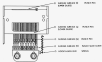


2.22 Battery Maintenance



**IDENTIFICATION OF PARTS**

**FIG. 01 FRONT VIEW (1)**



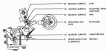
**FIG. 02 SIDE VIEW (1)**



4.10. **Small Backlash Mechanism**

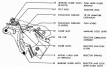


4.11. **Small With Backlash Mechanism**



**FIGURE 10-10-10**

**FIG. 10-10-10-1**



**FIG. 10-10-10-2**

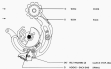


Fig. 1. Schematic diagram of the test rig.



SECTION 11-100-00

5.10. EXHAUSTIVE SCHEDULE



5.10. MECHANISMS





1.10 Die oben beschriebene (Fr) Schraube

besteht aus folgenden Bauteilen. Nenne die Bauteile und ihre Funktion.



1.11 Welche Bauteile sind in der Abbildung zu sehen?



## QUESTION 10

### 10.01 - Motion and Acceleration



### 10.02 - Motion and Speed

