

*m. Friede*



M O D E L 2 8  
W A L L  
M O U N T E D  
P A G E P R I N T E R

**TELETYPE**<sup>®</sup>  
CORPORATION • SUBSIDIARY OF *Western Electric Company* INC

SPACE  
SAVING  
DESIGN  
*with*  
ROUND  
THE  
CLOCK  
PERFORMANCE



**WALL MOUNTED PRINTER**

Teletype Corporation's newest page printer couples the dependability of the famous Model 28 line of equipment and the convenience of space-saving design.

Typical of all Model 28 equipment, the wall mounted printer operates at 100 words per minute from serial (sequential) telegraph line signals. A simple gear change converts the set to 60 or 75 words per minute.

The wall mounted printer comes equipped with the unique "stunt box." This component provides a facility for a variety of switching, signaling and control operations. It eliminates investment in costly external apparatus for the control of non-printing functions.

The stunt box enables you to expand the printer's application by providing a "third shift" position. This means more automatic control of local or remote equipment, easily accomplished by keyboarding predetermined codes.

All-steel clutches are designed for positive operation and a minimum of maintenance. These clutches were developed to provide a superior coupling which would eliminate the problems connected with less dependable, felt-type clutches. Teletype's all-steel clutches are under no load when the machine is idling, and provide positive, slip-free pressure when engaged. With no-load idling there is practically no friction.

The typing mechanism is composed of only two, light-weight units—the typebox and carriage. These units replace the cumbersome "basket" carriages found on outdated teletypewriters, and weigh only one-tenth as much.

The typebox is easily and quickly removed for cleaning or conversion to another typing arrangement for various applications. Typeboxes are interchangeable and can be removed and replaced without tools.

Model 28 motors, especially designed for this line of equipment, supply dependable, long-life propulsion for the wall mounted printer. Oversize ball bearings, rubber vibration mounts and an air circulating system assure reliability of these motors.

**OPTIONAL COMPONENTS ARE AVAILABLE WHICH ADAPT THE SET TO PARTICULAR APPLICATIONS:**

A sprocket-fed, 4½- or 5-inch platen for abbreviated or unusually short messages, such as stock market quotations. Other platen sizes also are available.

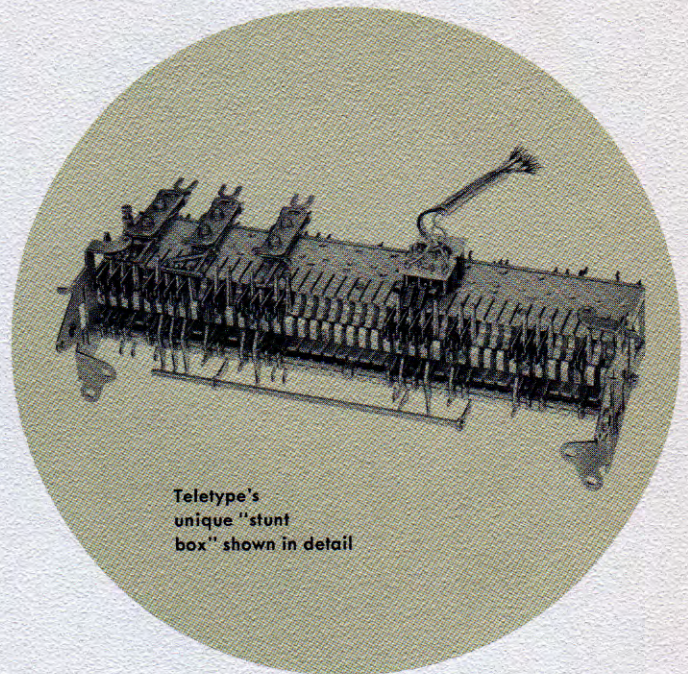
Extra-large typefaces with eight character-per-inch spacing, four lines per inch. (Normal spacing is 10 characters per inch, six lines per inch).

Keyboard lock, to prevent inadvertent depression of a key while the printer is receiving a message.

Form-out of 3½ or 4½ inches. When "FORM-OUT" key is depressed, paper automatically advances upward and stops in correct position at beginning of next form. CARRIAGE RETURN can be combined with FORM-OUT to give both functions simultaneously.

The wall mounted page printer is available in send-receive and receive-only models.

The modern, all-steel cabinets come in an assortment of colors to harmonize with office environments. Cabinetry is functional and well-designed, and features easy access for changing ribbons or paper loading. Foam insulation provides an effective sound barrier for quieter operation.



Teletype's unique "stunt box" shown in detail

The entire cabinet is easily removed, exposing the page printer and keyboard sections for lubrication or inspection.

All moving parts are vibration-isolated from both the cabinet and mounting surface for smooth, hushed operation.

The weight of the complete set is approximately 65 lbs., and dimensions are 30¾ inches high, 16½ inches wide and 14¼ inches deep.

If you are contemplating expansion of your message and data communications system, but want to conserve floor space, or if you wish to replace outdated equipment and allot space for other purposes, the Teletype Model 28 wall mounted printer will free expensive office space for other productive uses.

Put Teletype specialists to work. Write, phone or wire to Dept. SP-16 at the address listed on page four of this brochure. An engineer will welcome the opportunity to discuss your applications for the wall mounted page printer.

TELETYPE *model 28* THE LEADERSHIP LINE

This is a symbol of leadership in the field of message and data communications. More than 50 years of precision craftsmanship and top-flight engineering is behind the Model 28 line of equipment. You will see this apparatus in message and data communications installations almost anywhere performing its job 24 hours — day and night — and performing it accurately, dependably. Page printing, tape reading and tape punching are Teletype Corporation's specialties. Our duty is to those who desire the best, high-performance equipment available. Several of these units are illustrated below. For more information on how Teletype Corporation can increase your productivity and lower your costs while maintaining the highest possible standards, write, call or wire to the address below. One of our communications specialists will be pleased to assist you.




Automatic Send-Receive Set




Send-Receive Page Printer




Receive-Only Page Printer



Tape Punch



Tape Reader



Reperforator Transmitter

Teletype Corporation manufactures this type of equipment for the Bell System and others who require the utmost reliability from their message and data communications systems.

**TELETYPE**<sup>®</sup>  
CORPORATION • SUBSIDIARY OF *Western Electric Company* INC.

**GENERAL OFFICES**  
5555 Touhy Avenue, Skokie, Illinois  
Phone: ORchard 6-1000, Skokie  
CORnelia 7-6700, Chicago  
Direct Distance Dialing  
Area Code 312  
TWX: SKOK 3454  
(After hours unattended service)  
W. U. service on premises

**GOVERNMENT LIAISON OFFICE**  
425—13th Street, N.W.  
Washington 4, D. C.  
Phone: METropolitan 8-1016