

43 5-LEVEL PAPER TAPE UNIT

PARTS

| CONTENTS                | PAGE |
|-------------------------|------|
| 1. GENERAL .....        | 1    |
| 2. PARTS .....          | 2    |
| 3. NUMERICAL INDEX..... | 4    |

1. GENERAL

1.01 Information on maintenance spare parts is provided in this section for the 43 Paper Tape Unit.

1.02 Whenever this section is reissued, the reason for reissue will be listed in this paragraph.

1.03 This section is provided to identify the Teletype Corporation part number and location of recommended spares that should be available and may be required to correct a trouble.

1.04 Part numbers are listed in the index in numerical order and indicate the page

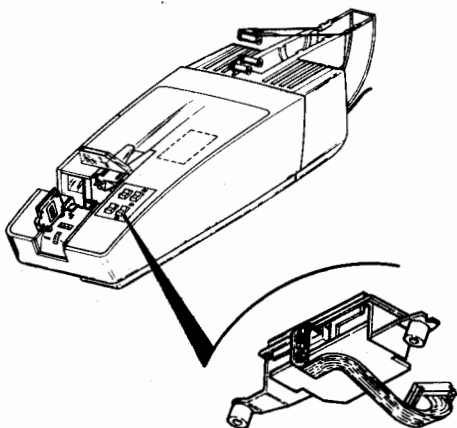
on which the parts appear. Asterisk numbers, stocked as "List 1", indicate a maintenance spare stocking ratio of one spare for the first twenty stations and an additional spare for each additional 30 stations in a maintenance area. Part numbers without asterisks, stocked as "List 2", indicate that one spare should be available in each maintenance area. Before ordering, verify that a particular spare is applicable to the type of terminal in service.

1.05 All ordering part numbers shown in this manual are Teletype Corporation part numbers.

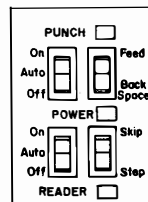
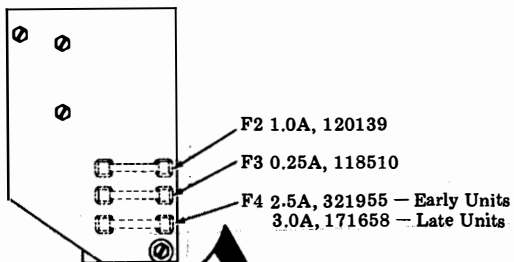
1.06 Troubleshooting and disassembly/reassembly information for these parts are covered in Section 574-504-300 and Section 574-504-720 respectively.

1.07 When ordering replaceable parts, unless otherwise specified prefix each part number with the letters "TP" (ie,TP430047).

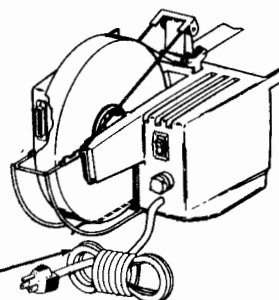
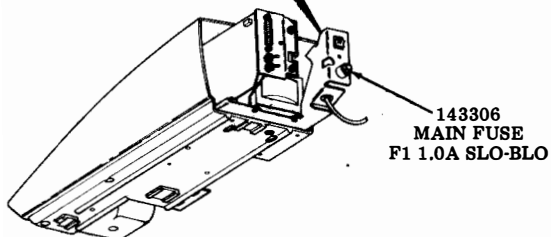
2. PARTS

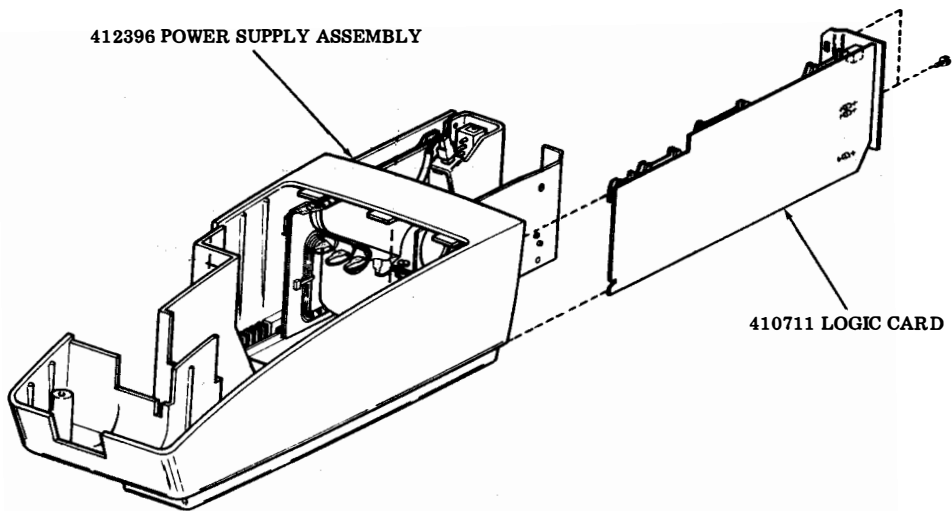
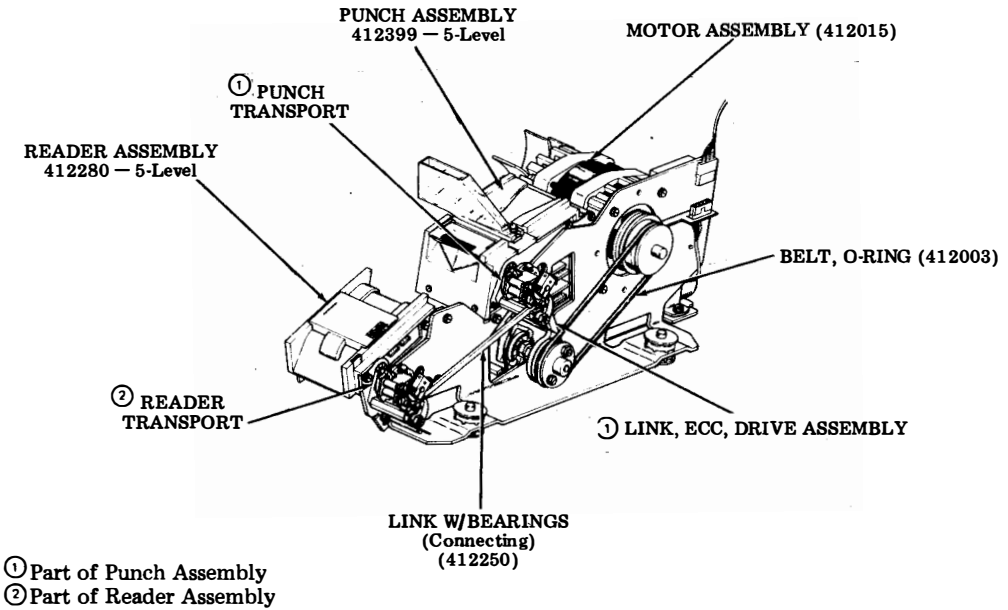


MODE SWITCH  
(BOTTOM VIEW)



(412336)  
MANUAL &  
AUTOMATIC





3. NUMERICAL INDEX

| PART NUMBER<br>OR UNIT CODE | DESCRIPTION                      |
|-----------------------------|----------------------------------|
| 118510* (5)                 | Fuse, 0.25A Power Supply F3      |
| 120139* (5)                 | Fuse, 1.0A (Power Supply) F2     |
| 143306* (5)                 | Fuse, 1.0A Slo-Blo (R. Frame) F1 |
| 171658* (5)                 | Fuse, 3.0A (Power Supply) F4     |
| 410711*                     | Logic Card Assembly              |
| 412003*                     | Belt, O-Ring                     |
| 412015*                     | Motor Assembly                   |
| 412280*                     | Reader Assembly                  |
| 412336*                     | Switch Assembly (Manual-Auto)    |
| 412390*                     | Ground Strap                     |
| 412396*                     | Power Supply Assembly            |
| 412399*                     | Punch Assembly                   |

\*A maintenance spare stocking ratio of one spare for the first twenty stations and one additional spare for each additional 30 stations in a maintenance area.

*Note 1:* One spare should be available in each maintenance area.

*Note 2:* Numbers in parentheses indicate a quantity of parts that is considered one maintenance spare.