

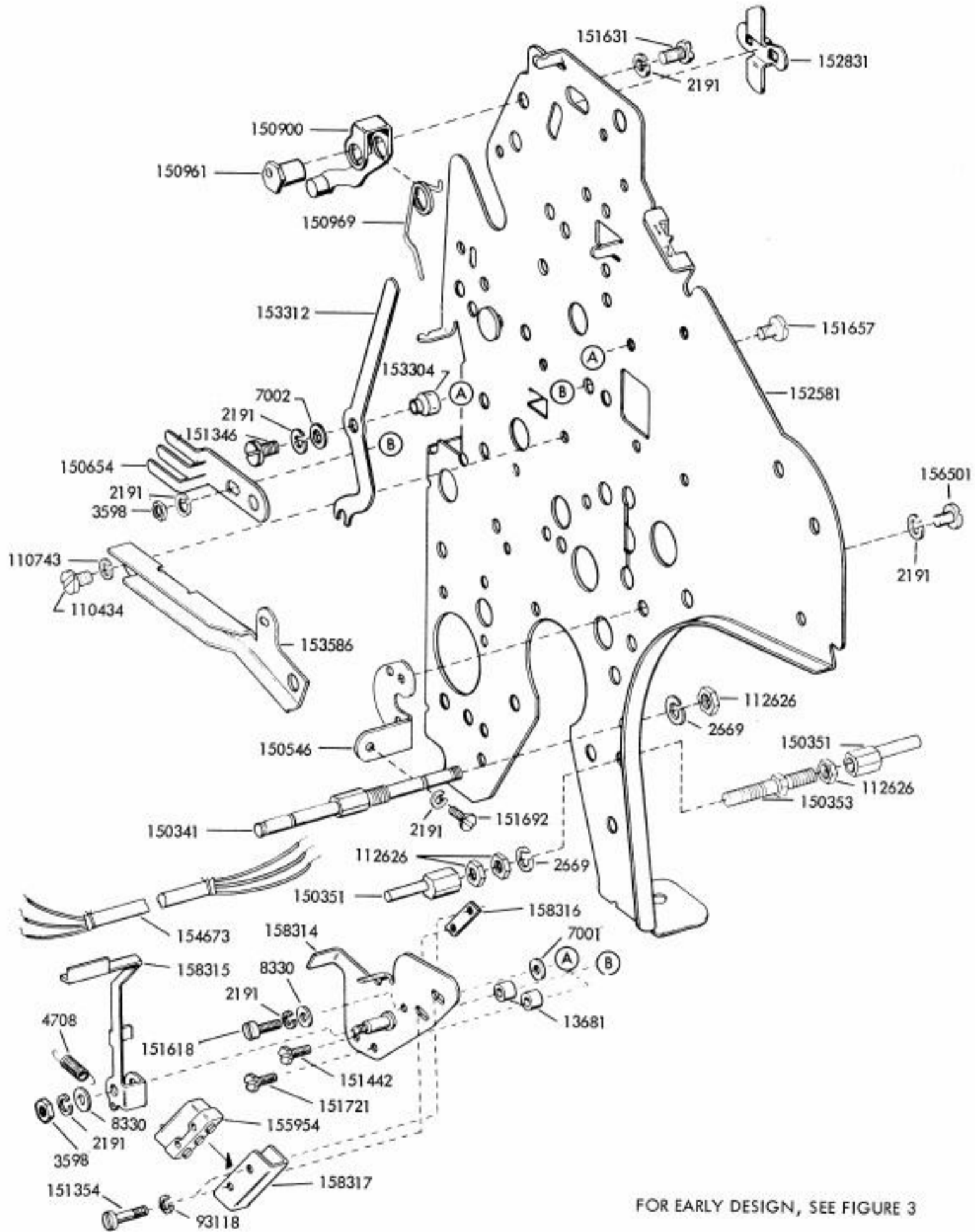
28 and 29 TYPING UNIT (LP)

PARTS

FIGURE	CONTENTS	PAGE
1	Left Side Frame Mechanism	6
2	Right Side Frame Mechanism	7
3	Left and Right Side Frame Mechanism	8
4	Left and Right Side Frame Mechanism	9
5	Left and Right Side Frames (Wall Mounted)	10
6	Pressure Roller Mechanism	11
7	Pressure Roller Mechanism	12
8	Space Suppression Mechanism	13
9	Space Suppression, Stunt Shift Control and Code Bar Suppression Mechanism (8 Level)	14
10	Space Suppression Mechanism	15
11	Print Suppression Mechanism	16
12	Page Feed-Out and Form Starter Mechanism	17
13	Paper Spindle and Reset Bail Mechanism	18
14	Paper Spindle and Reset Bail Mechanism	19
15	Reset Bail Mechanism	20
16	Sprocket Feed Mechanism	21
17	Line Feed and Platen Mechanism	22
18	Left Side Linkage and Rocker Shaft Mechanism	23
19	Left Side Linkage and Stripper Blade Mechanism	24
20	Right Side Linkage and Type Box Carriage Mechanism	25
21	Right Side Linkage and Type Box Carriage Mechanism	26
22	Main Shaft Mechanism	27
23	Main Shaft Mechanism	28
24	Line Feed Clutch and Function Clutch Mechanism	29
25	Trip Shaft Mechanism	30
26	Trip Shaft Mechanism	31
27	Carriage Return and Spacing Drum Mechanism	32
28	Carriage Return and Spacing Drum Mechanism	33
29	Front Plate Mechanism	34
30	Front Plate Mechanism	35
31	Front Plate Mechanism	36
32	Front Plate Mechanism (8 Level)	37
33	Front Plate Mechanism	38
34	Front Plate Mechanism	39
35	Code Bar Positioning Mechanism	40
36	Code Bar Positioning Mechanism (8 Level)	41
37	Code Bar Positioning Mechanism	42
38	Selector Mechanism	43
39	Selector Mechanism (8 Level)	44
40	Selector Knob Mechanism	45
41	Selector Magnet Mechanism	46
42	Selector Magnet Mechanism (8 Level)	47
43	Selector Magnet Mechanism	48
44	Right Ribbon Feed Mechanism	49
45	Left Ribbon Feed Mechanism	50
46	Code Bar Mechanism	51

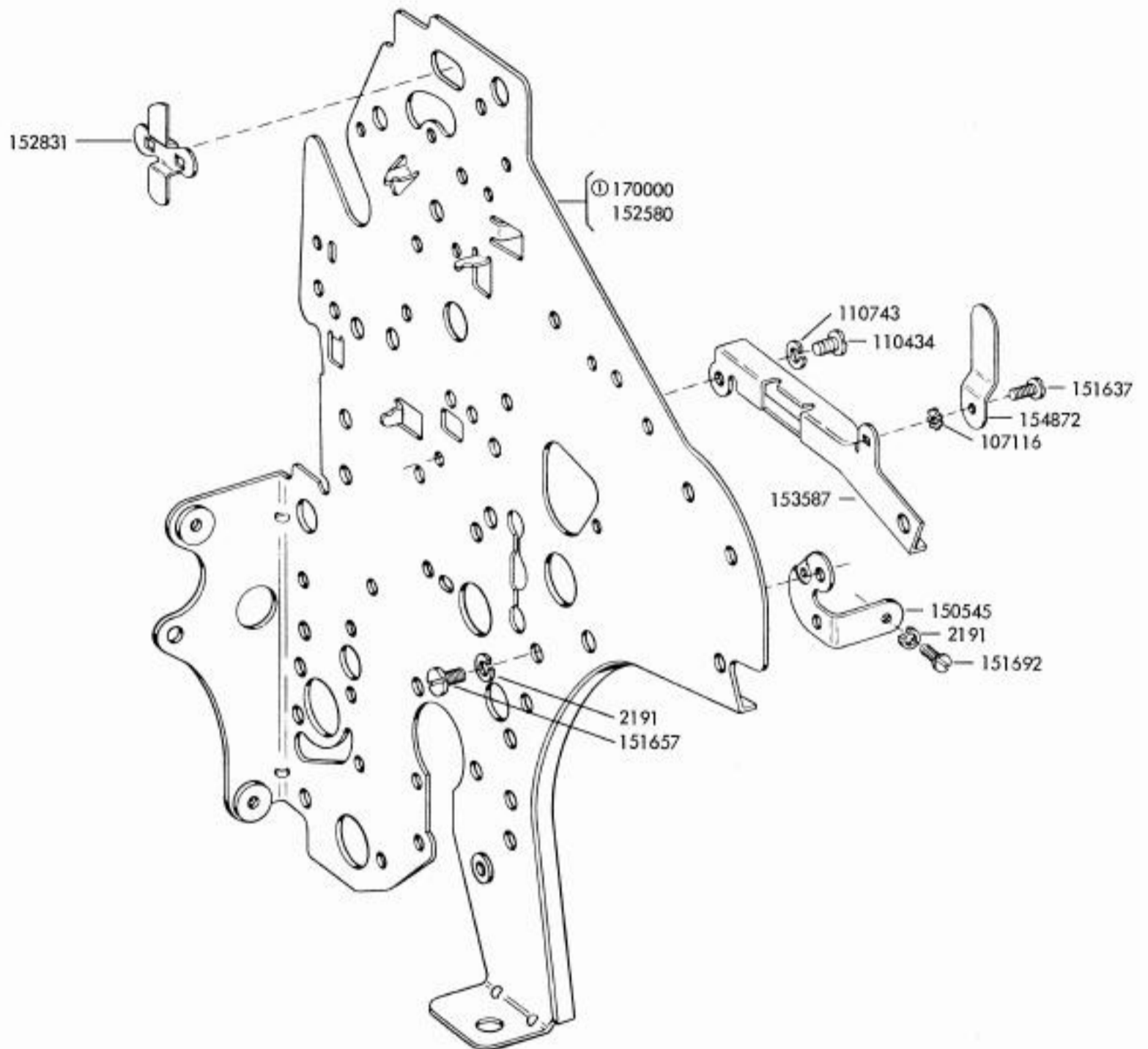
FIGURE	CONTENTS(continued)	PAGE
47	Code Bar Mechanism	52
48	150036 Printing Carriage Assembly	53
49	Type Box and Pallets	54
50	Type Box and Pallets	55
51	Typepallet Chart	56
52	Typepallet Charts	57
53	Typepallet Charts	58
54	Stunt Box - Major Components	59
55	Stunt Box - Major Components	60
56	Shift Mechanism Components	61
57	Function Levers	62
58	Switch Assemblies and Components	63
59	Switch Assemblies and Components	64
60	Cable Assemblies	65
61	Function Bars	66
62	Function Bar Condition Chart	67
63	Function Bar Condition Chart	68
64	152302 (Sprocket Feed) and 155763 (Friction Feed) Modification Kits to Provide Page Feed-Out on Upper Case "Z"	69
65	152303 and 176821 Modification Kits to Provide Page Feed-Out Transmitter Control	70
66	154780 and 178141 Modification Kits to Provide Horizontal Tabulator XD Control	70
67	Page Feed-Out Form Length Gear and Disk Modification Kits	71
68	152304 Modification Kit to Provide Horizontal Tabulation (continued on next page)	72
69	152304 Modification Kit to Provide Horizontal Tabulation (continued from preceding page)	73
70	159362 Modification Kit to Provide Spacers for Centering Narrow Paper Roll on Spindle	74
71	151799 Modification Kit to Provide Latches for Paper Spindle	74
72	152315 and 154743 Modification Kits to Provide Manual Selection of Stunt Box Operation	74
73	154727 Modification Kit to Provide Auxiliary Connector	75
74	152317 Modification Kit to Provide Horizontal Tabulator XD Control	75
75	152337, 157509 and 173283 Modification Kits to Provide On-Line Stunt Shift Control	76
76	153912 Modification Kit to Provide Figs-Ltrs Code Bar Manual Shifting	77
77	152312 Modification Kit to Convert Printer for Use with Lightweight Set	77
78	160886 and 194093 Modification Kits to Provide Local Form Feed-Out (Receiving Only Base)	77
79	152340 Modification Kit to Provide Multi-Copy Paper Handling	78
80	153910 Modification Kit to Provide Function Suppression for "AZ" Stunt Box	78
81	152345 Modification Kit to Provide Off-Line Stunt Shift Control	79
82	152350 Modification Kit to Provide Keyboard Lock	80
83	153919 Modification Kit to Provide Auxiliary Connector	80
84	152915 and 157511 Modification Kits to Provide Local Reverse Line Feed	81
85	Sprocket Feed Paper Handling Modification Kits (Typing Unit and Cabinet)	82
86	Sprocket Feed Paper Handling Modification Kits (Typing Unit and Cabinet - Wall Mounted)	83
87	153911 Modification Kit to Provide Continuous Spacing (continued on next page)	84
88	153911 Modification Kit to Provide Continuous Spacing (continued from preceding page)	85
89	152348 Automatic Carriage Return and Line Feed and 153945 "O" Code Bar and Bellcrank Modification Kits	86
90	154742 Modification Kit to Provide Four Lines Per Inch	86
91	155051 Auxiliary Cable Assembly	87

FIGURE	CONTENTS(continued)	PAGE
92	154753 Modification Kit to Provide Auxiliary Connector	87
93	154755 Modification Kit to Provide 5 Spaces Per Inch Horizontally	88
94	159395 Modification Kit to Provide 6 Spaces Per Inch Horizontally	88
95	163292 Modification Kit to Provide 8 Spaces Per Inch Horizontally	88
96	154792 Modification Kit to Provide 12 Spaces Per Inch Horizontally	88
97	Vertical Tabulation Modification Kits	89
98	154770 Modification Kit to Provide Vertical Tabulation on Upper Case "J" and "Z" (Includes the 163535 Mod. Kit in Figure 108)	90
99	154778 Modification Kit to Provide External Pulse Shift Feature (continued on next page)	91
100	154778 Modification Kit to Provide External Pulse Shift Feature (continued from preceding page)	92
101	154785 Modification Kit to Provide Universal Contacts	93
102	157508 Modification Kit to Provide Horizontal Tabulation (continued on next page)	94
103	157508 Modification Kit to Provide Horizontal Tabulation (continued from preceding page)	95
104	152917 and 157510 Modification Kits to Provide Local Back Space	96
105	161280 Modification Kit to Provide On-Line Reverse Line Feed	97
106	163183 Modification Kit to Provide D.C. Magnet Operated Print Suppression	98
107	163947 Modification Kit to Provide Improved Manual Platen Line Feed	99
108	163535 Modification Kit to Provide Transmitter Control for the Vertical Tabulator	99
109	164270 Modification Kit to Provide Copy Display	100
110	157514 Modification Kit to Provide Automatic Carriage Return and Line Feed	101
111	172181 Modification Kit to Provide Copy Display	101
112	163146 Modification Kit to Provide Universal Contact	102
113	159366 Modification Kit to Provide a Friction Feed Printer with Paper-Out Alarm	103
114	179369 Modification Kit to Provide Copy Display	104
115	Selective Calling Function Lever Modification Kits	105
116	179724 Modification Kit to Provide Two Color Ribbon Printing - Right Side (continued on next page)	106
117	179724 Modification Kit to Provide Two Color Ribbon Printing - Left Side (continued from preceding page)	107
118	194995 and 199245 Modification Kits to Provide Paper Jam Alarm	108
119	174043 Modification Kit to Provide Paper Feed Failure Indicator	109
	Notes of Explanation	110
	Notes of Explanation (Continued)	111
	Numerical Index	112



FOR EARLY DESIGN, SEE FIGURE 3

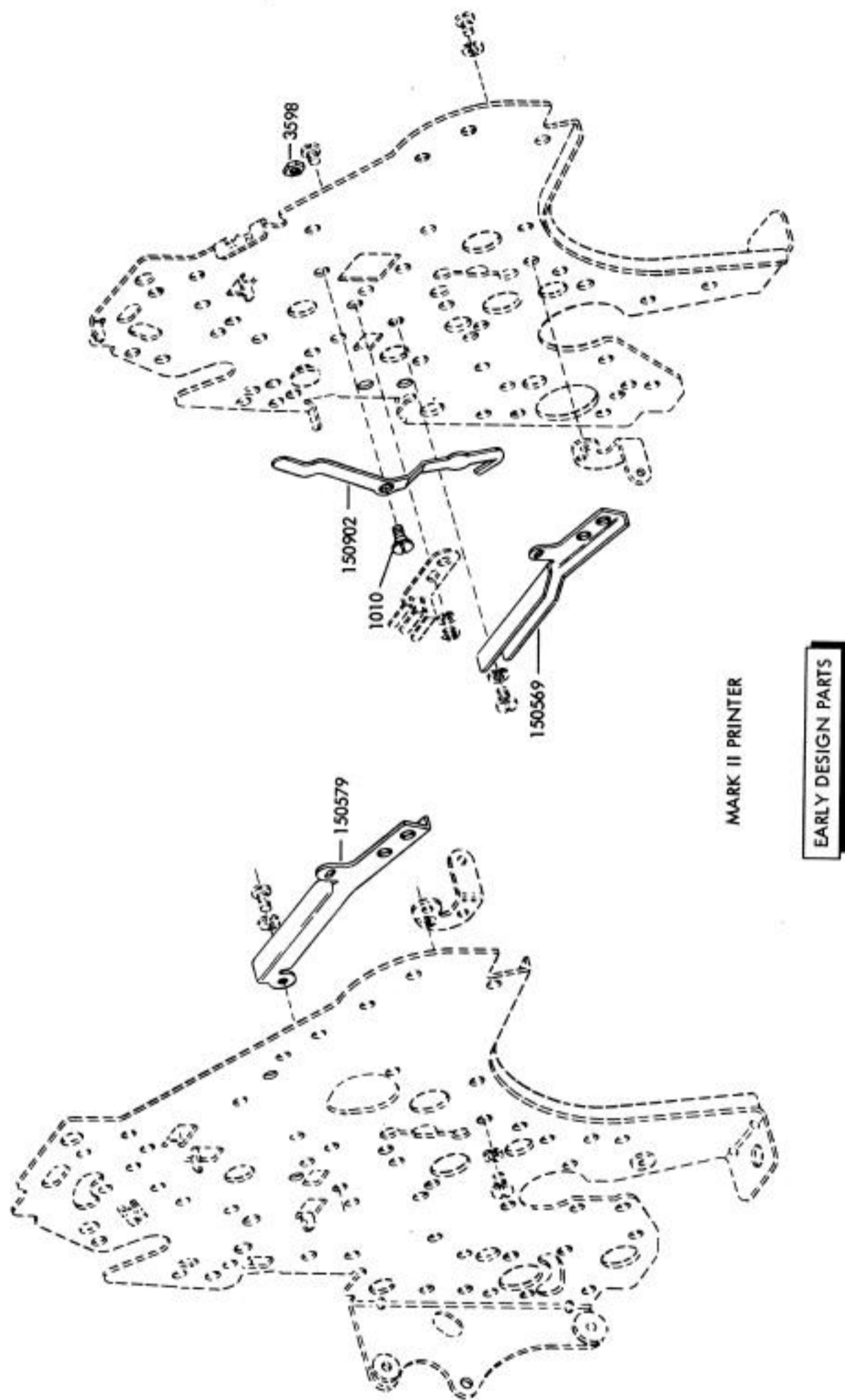
FIGURE 1. LEFT SIDE FRAME MECHANISM



Ⓛ PECULIAR TO 8 LEVEL UNITS

FOR EARLY DESIGN, SEE FIGURE 3

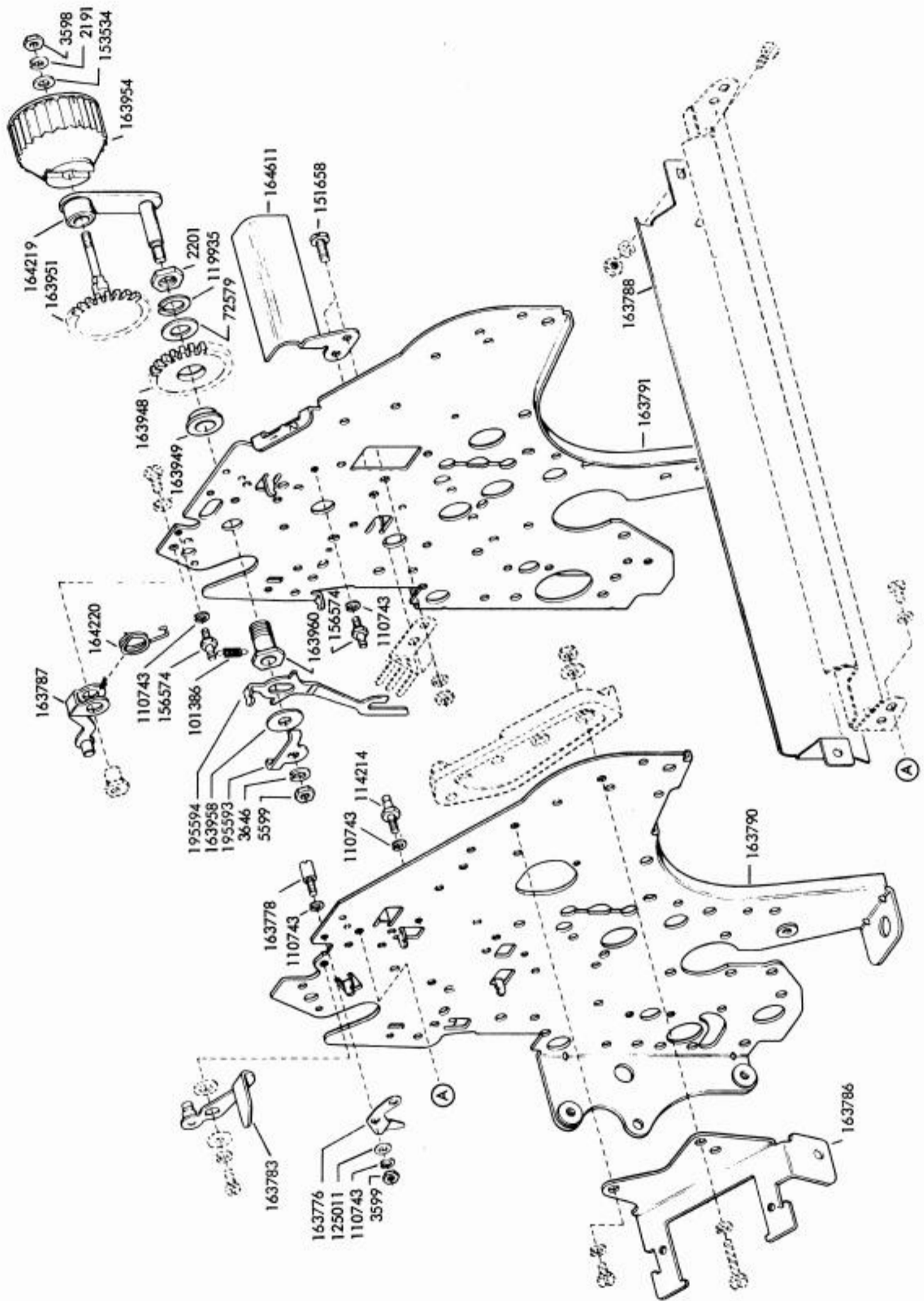
FIGURE 2. RIGHT SIDE FRAME MECHANISM



MARK II PRINTER

EARLY DESIGN PARTS

FIGURE 3. LEFT AND RIGHT SIDE FRAME MECHANISM



SEE NOTE 1 ON PAGE 110

FIGURE 4. LEFT AND RIGHT SIDE FRAME MECHANISM

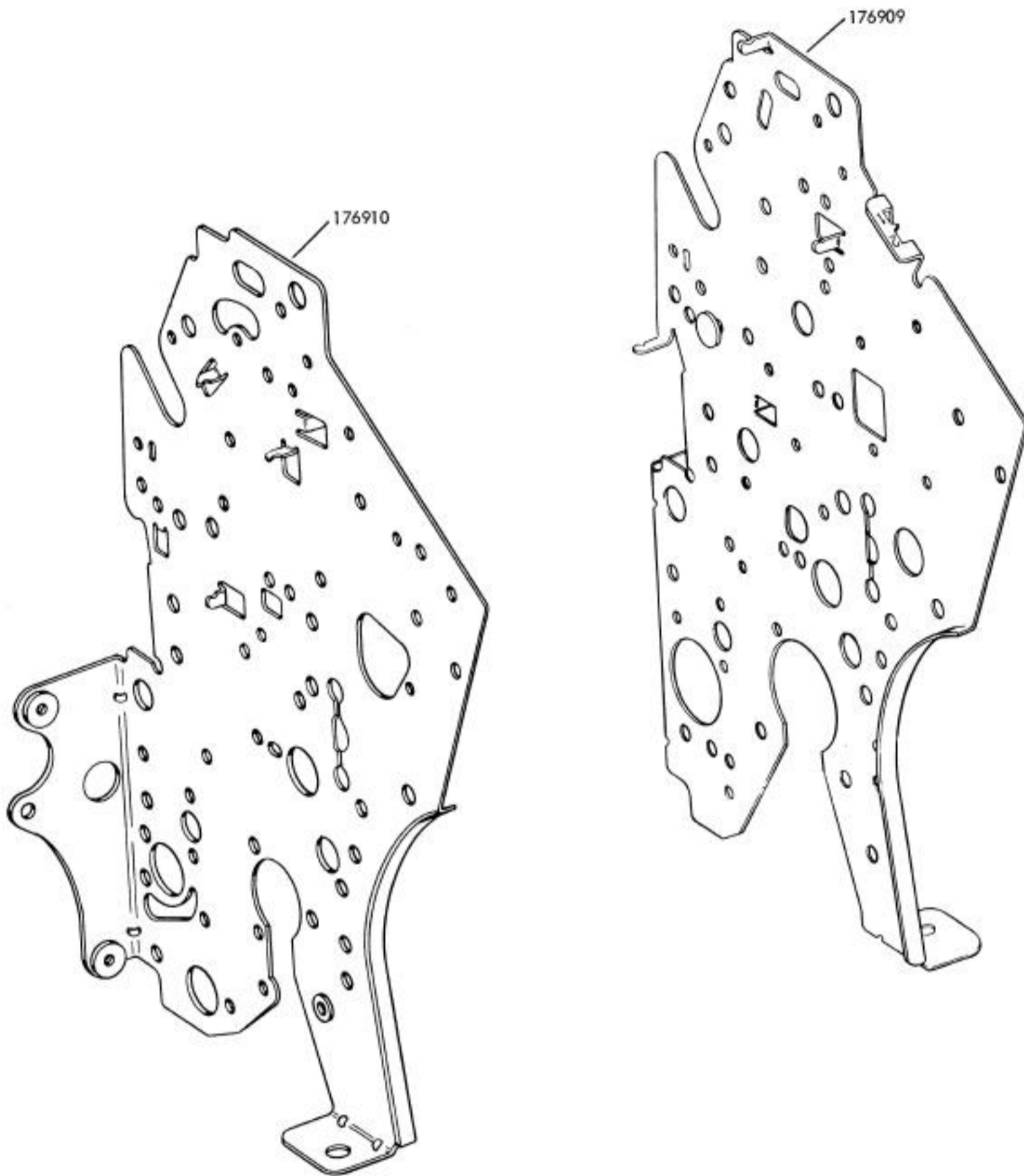


FIGURE 5. LEFT AND RIGHT SIDE FRAMES (WALL MOUNTED)

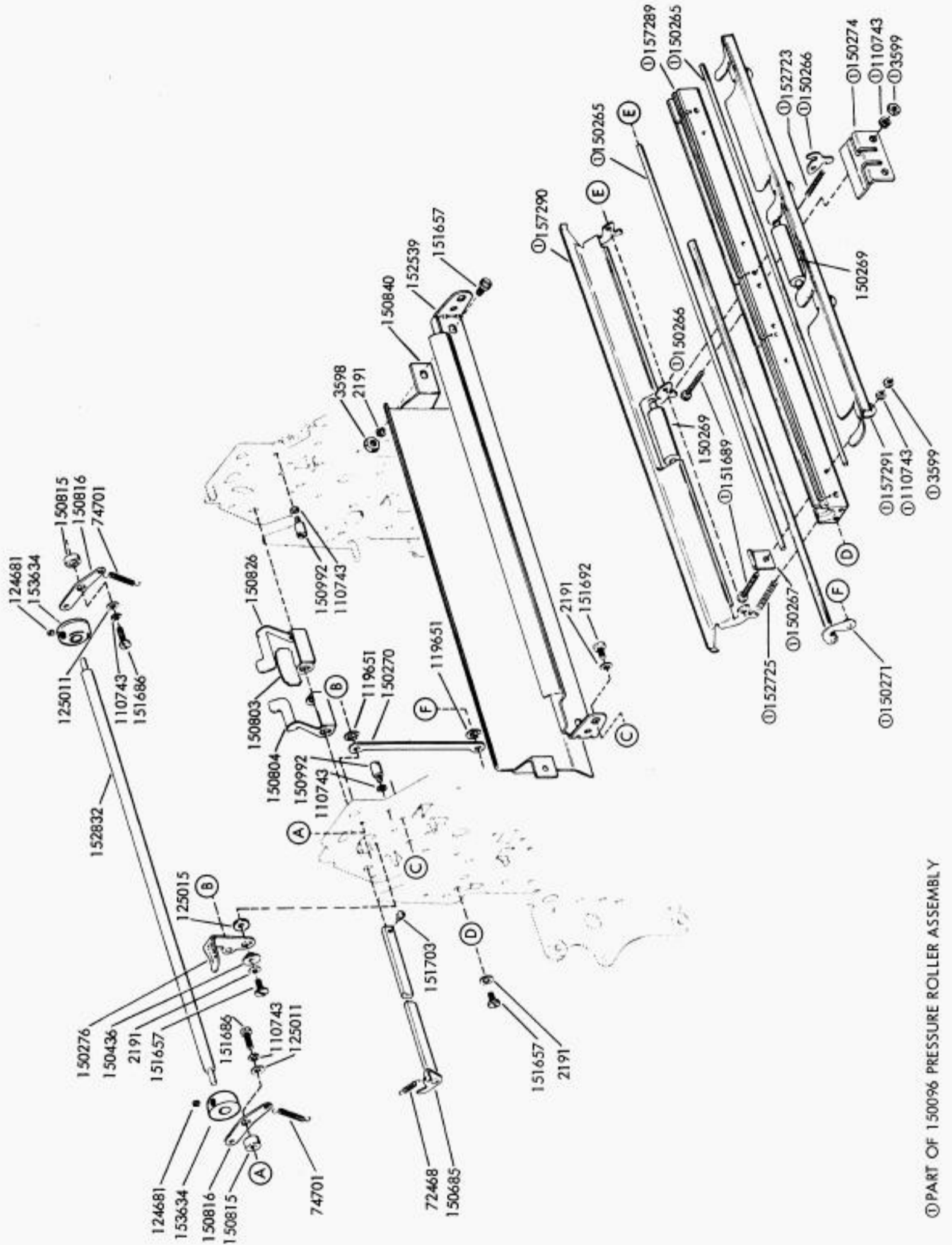


FIGURE 6. PRESSURE ROLLER MECHANISM

① PART OF 150096 PRESSURE ROLLER ASSEMBLY

FOR EARLY DESIGN, SEE FIGURE 7

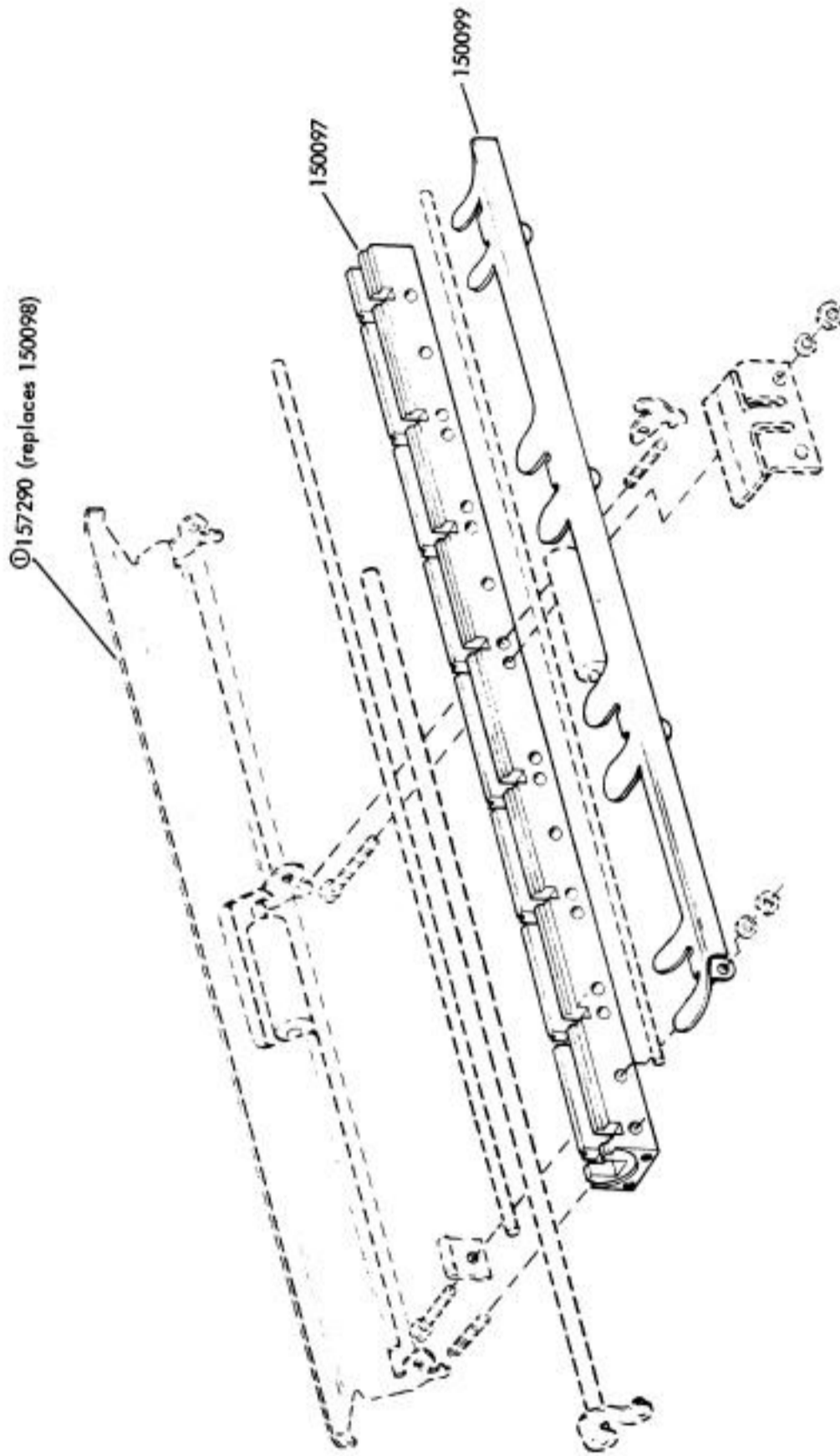
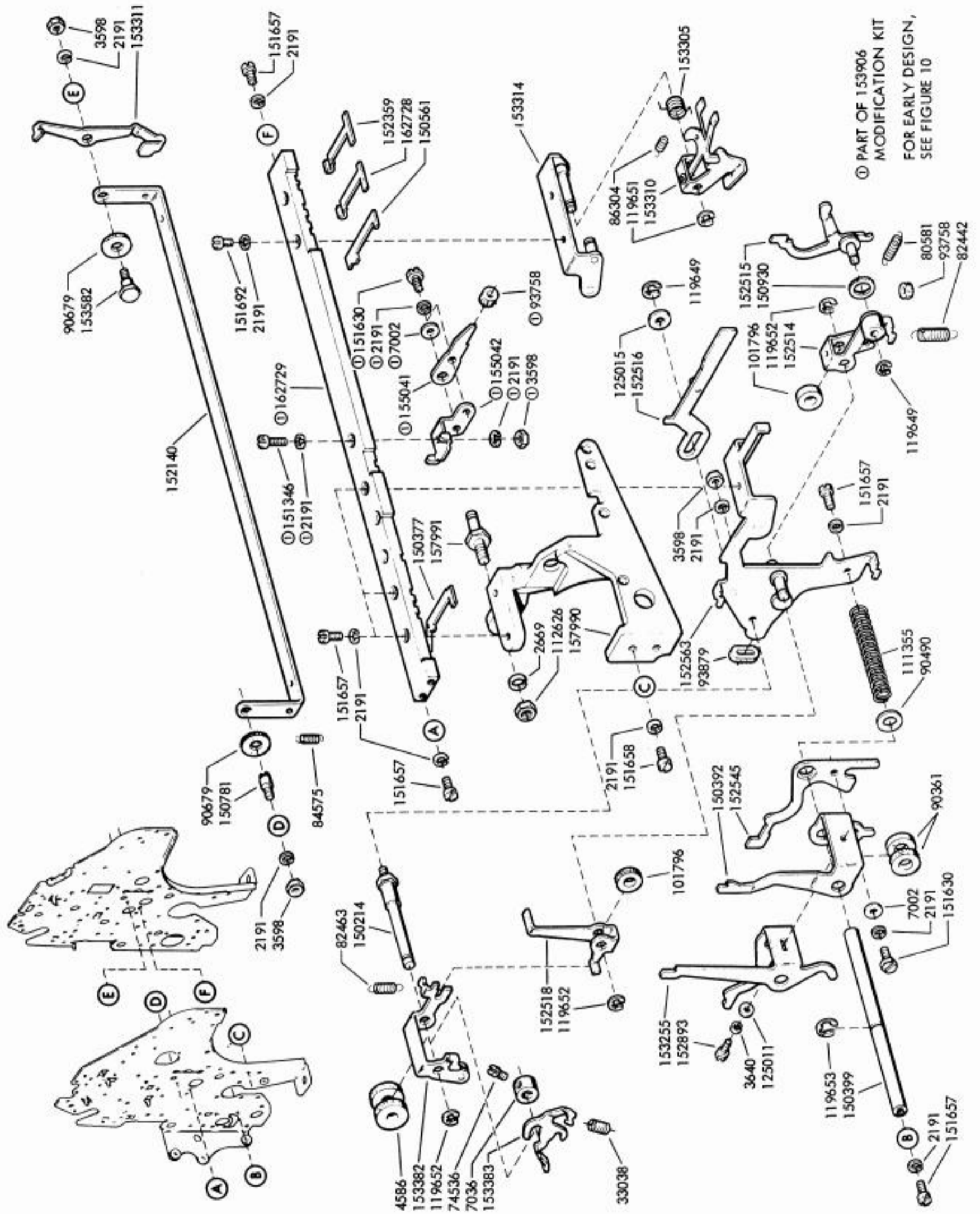


FIGURE 7. PRESSURE ROLLER MECHANISM

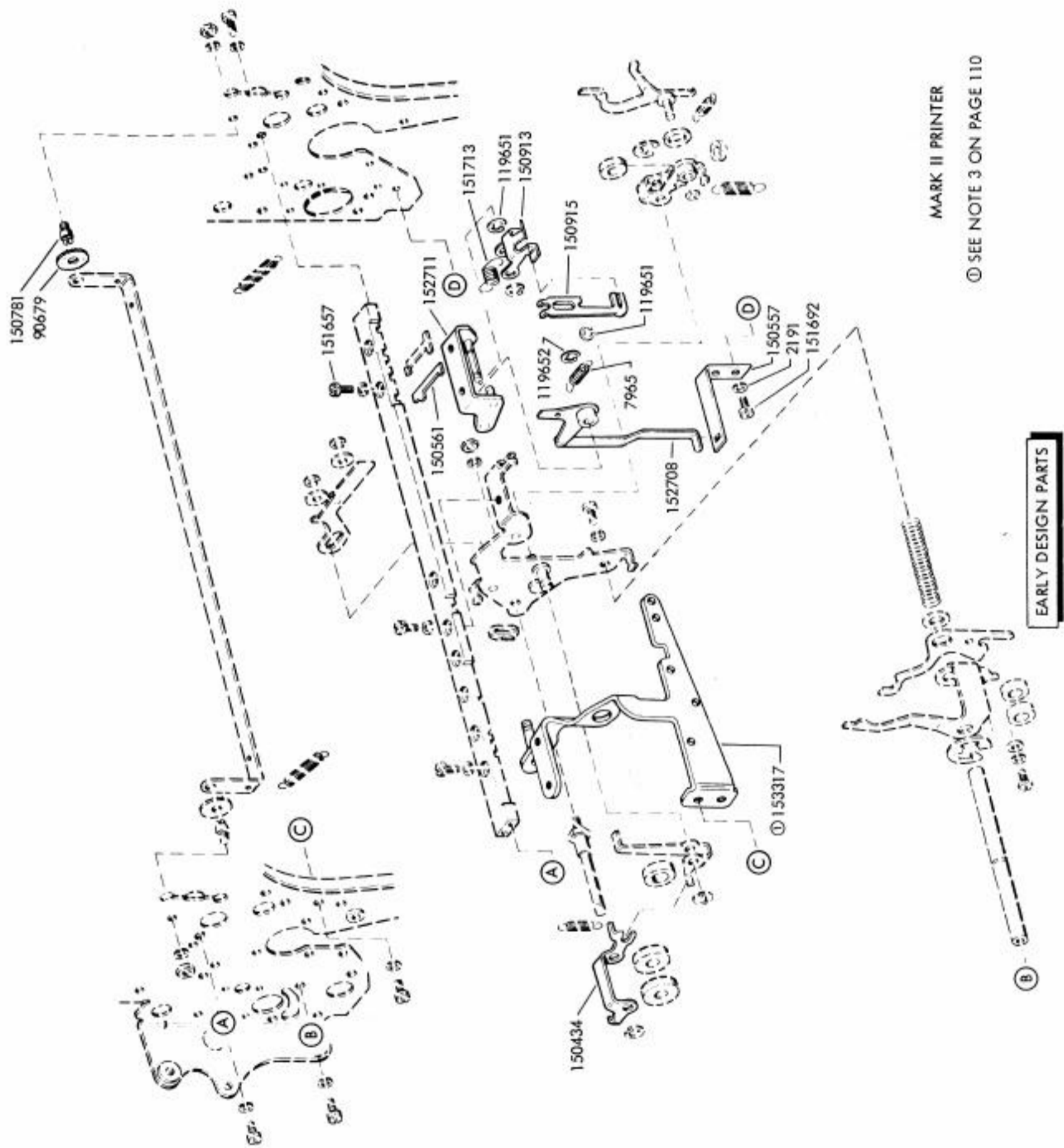
① SEE NOTE 2 ON PAGE 110

EARLY DESIGN PARTS



① PART OF 153906
MODIFICATION KIT
FOR EARLY DESIGN,
SEE FIGURE 10

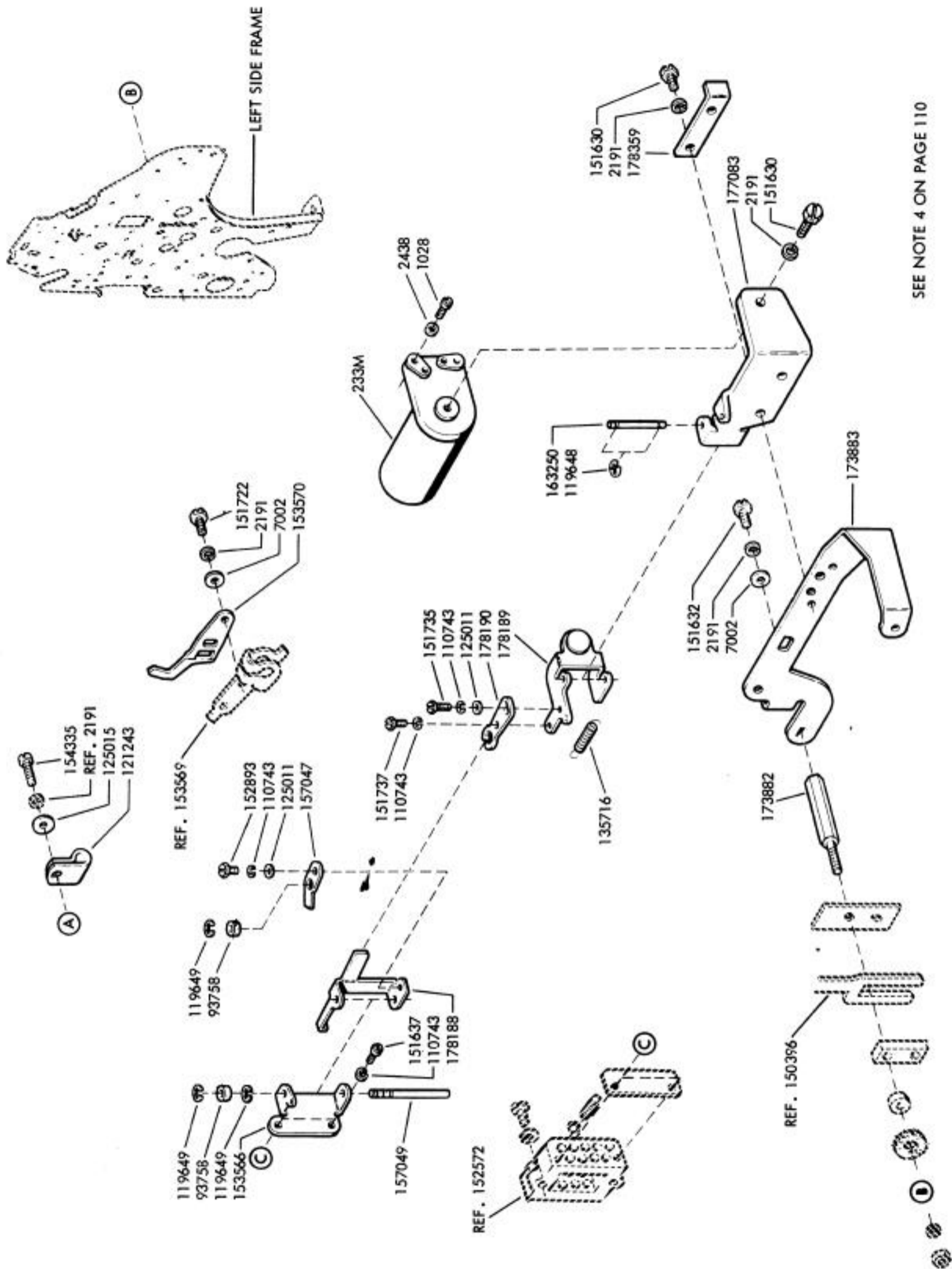
FIGURE 8. SPACE SUPPRESSION MECHANISM



MARK II PRINTER

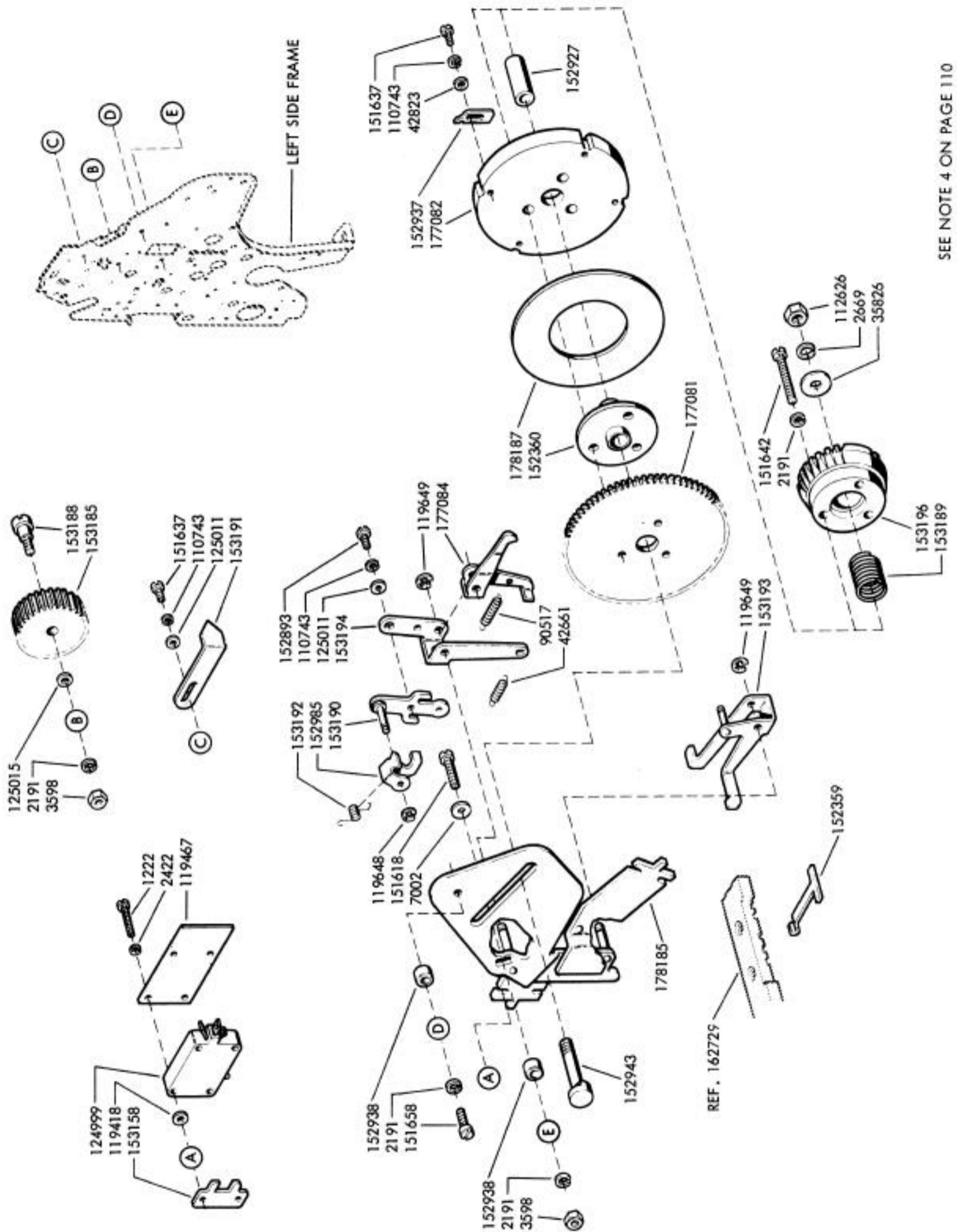
SEE NOTE 3 ON PAGE 110

FIGURE 10. SPACE SUPPRESSION MECHANISM



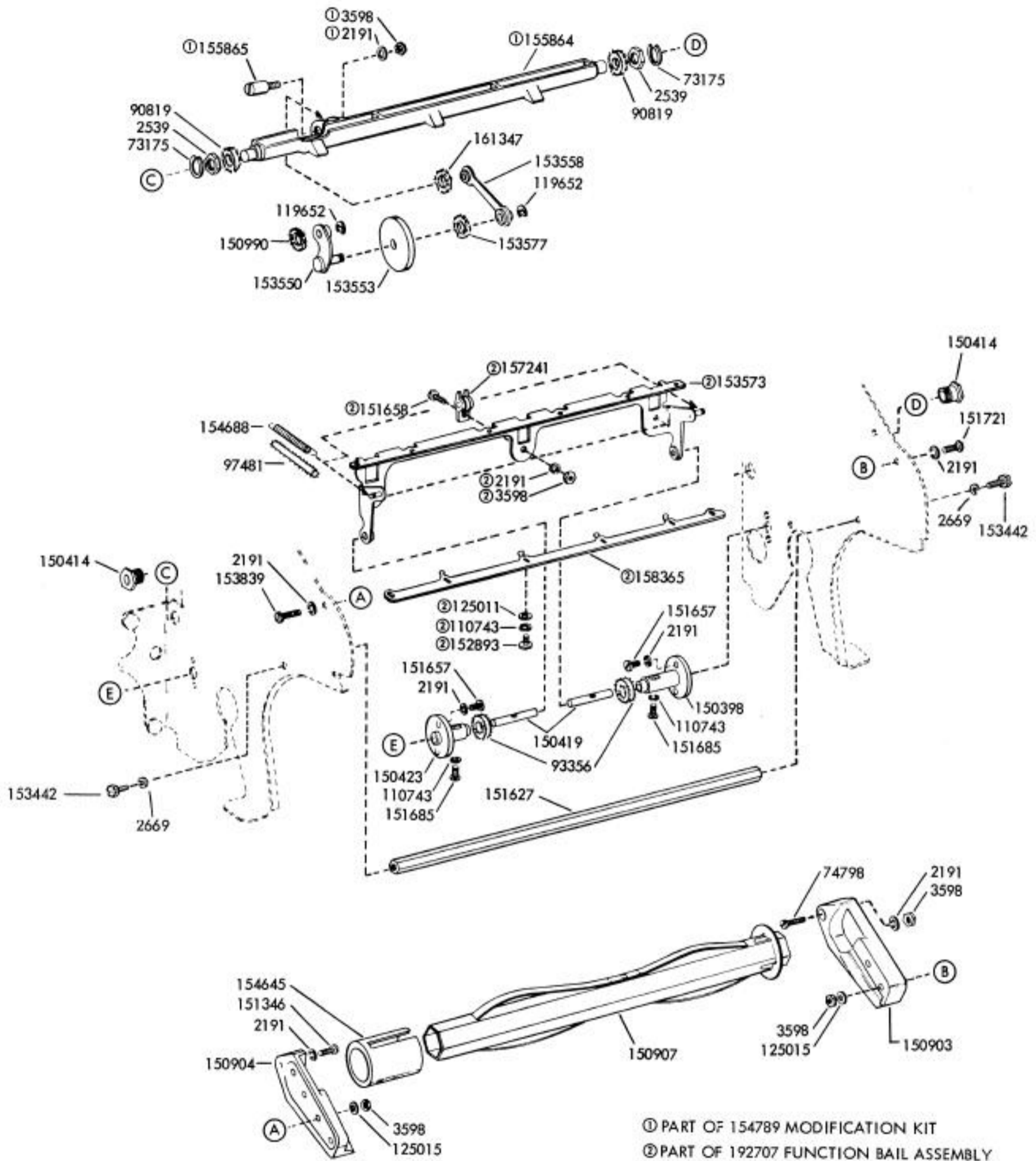
SEE NOTE 4 ON PAGE 110

FIGURE 11. PRINT SUPPRESSION MECHANISM



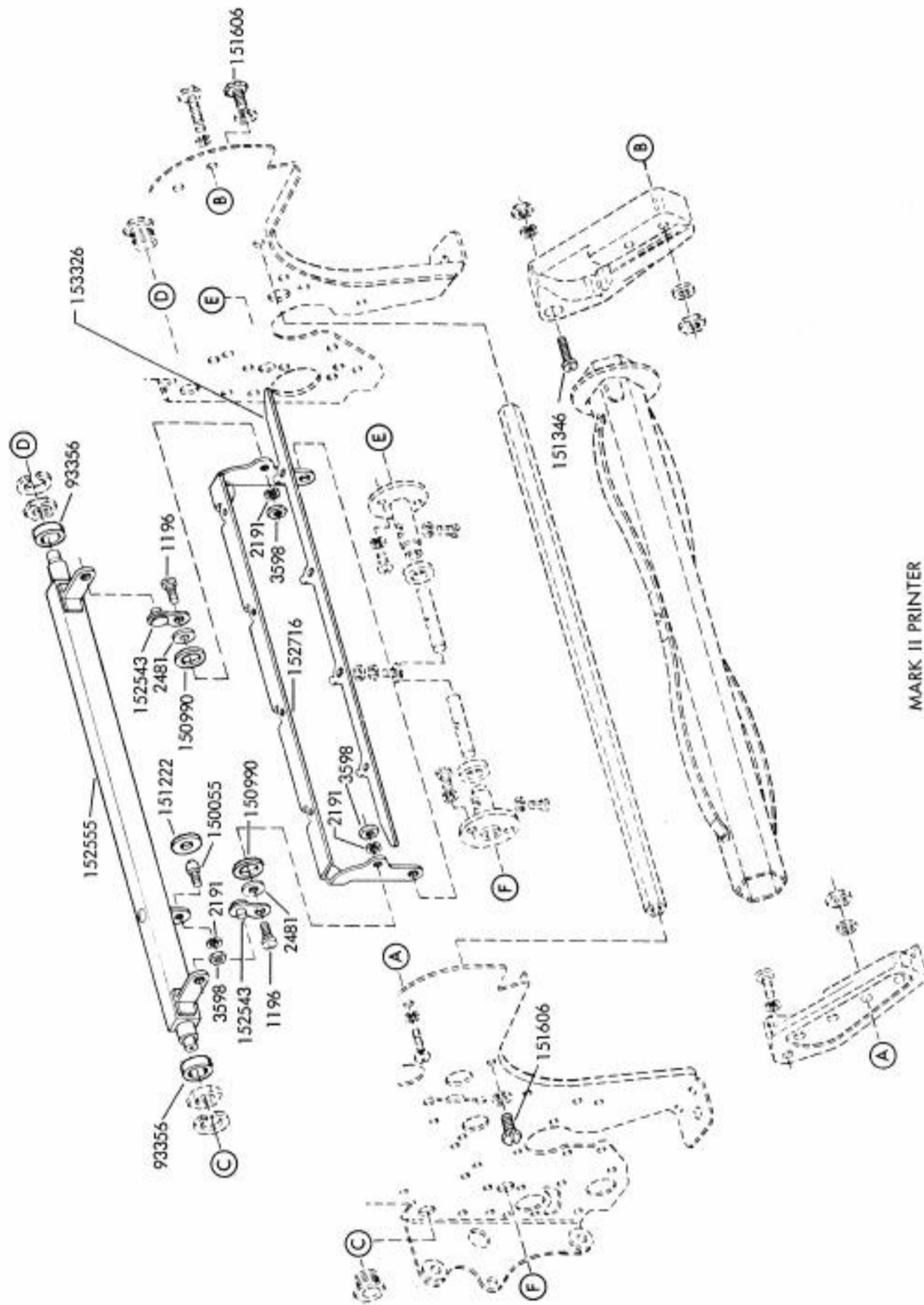
SEE NOTE 4 ON PAGE 110

FIGURE 12. PAGE FEED-OUT AND FORM STARTER MECHANISM



① PART OF 154789 MODIFICATION KIT
 ② PART OF 192707 FUNCTION BAIL ASSEMBLY
 FOR EARLY DESIGN, SEE FIGURES 14 AND 15

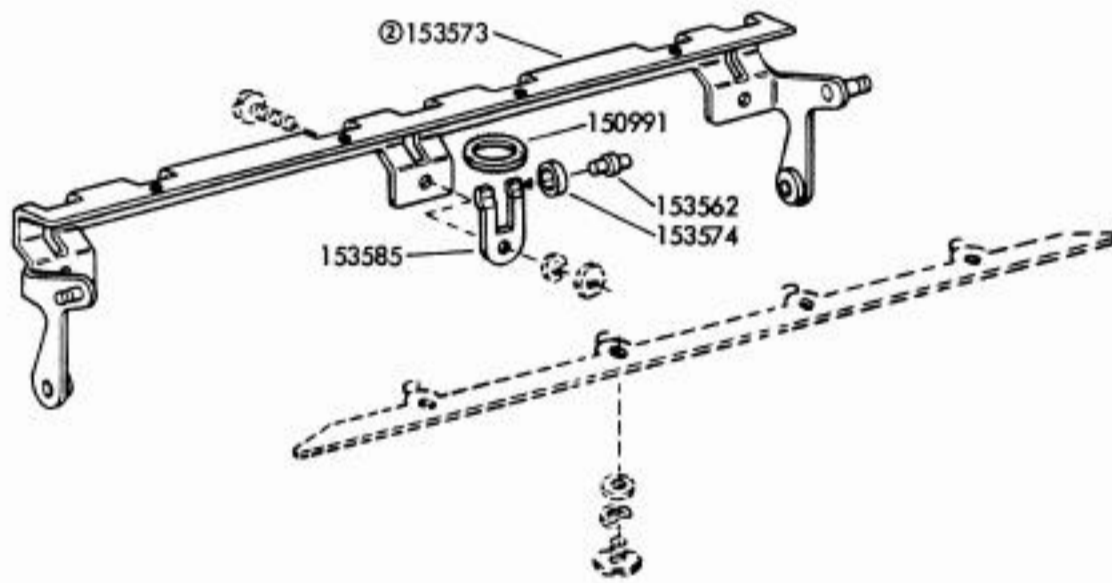
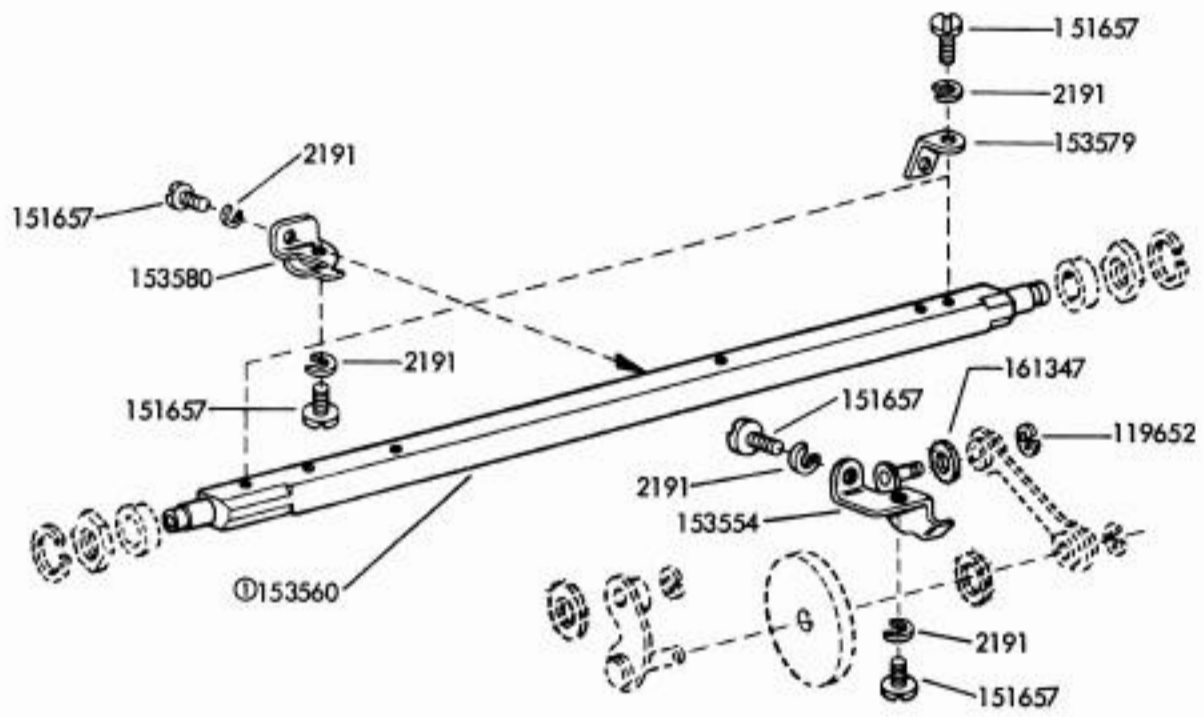
FIGURE 13. PAPER SPINDLE AND RESET BAIL MECHANISM



MARK II PRINTER

EARLY DESIGN PARTS

FIGURE 14. PAPER SPINDLE AND RESET BAIL MECHANISM



① SEE NOTE 5 ON PAGE 110

② SEE NOTE 6 ON PAGE 110

EARLY DESIGN PARTS

FIGURE 15. RESET BAIL MECHANISM

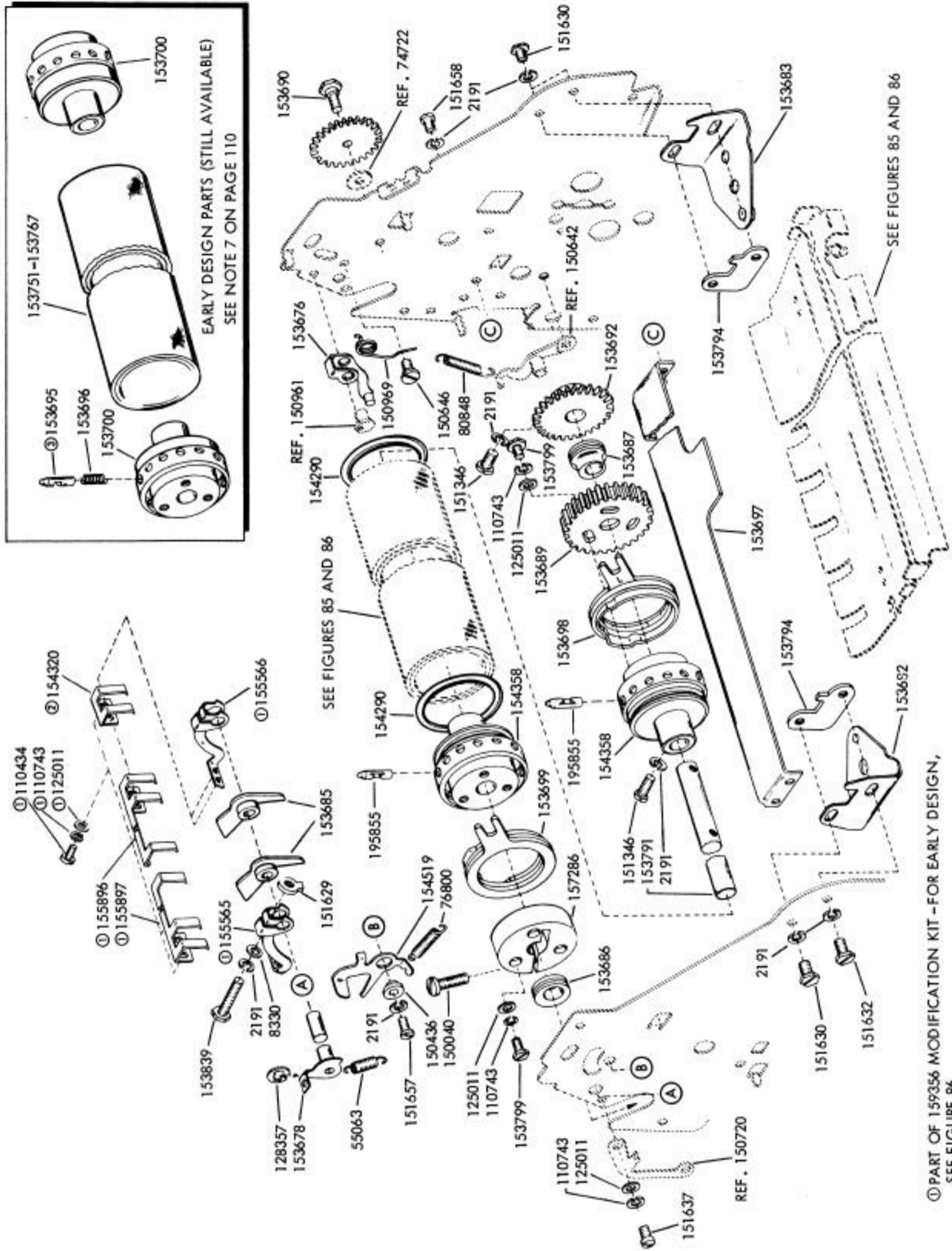
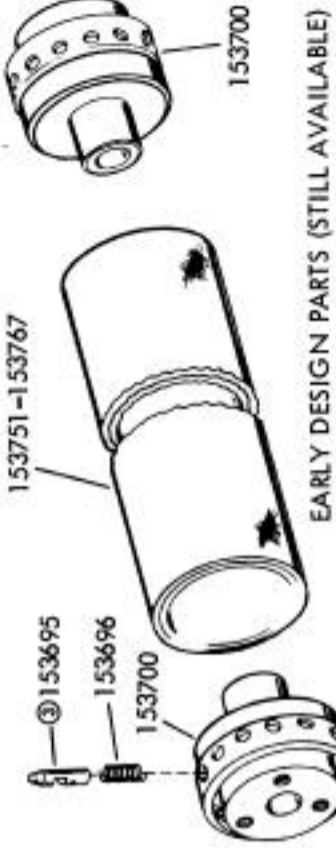


FIGURE 16. SPROCKET FEED MECHANISM

① PART OF 159356 MODIFICATION KIT - FOR EARLY DESIGN, SEE FIGURE 86

② USED WITH PAPER FORM WIDTHS OF 4-1/4" OR NARROWER

③ THE 153695 PIN (STEEL) IS NO LONGER AVAILABLE. IT HAS BEEN REPLACED WITH A 195555 PIN (PLASTIC)



EARLY DESIGN PARTS (STILL AVAILABLE)
SEE NOTE 7 ON PAGE 110

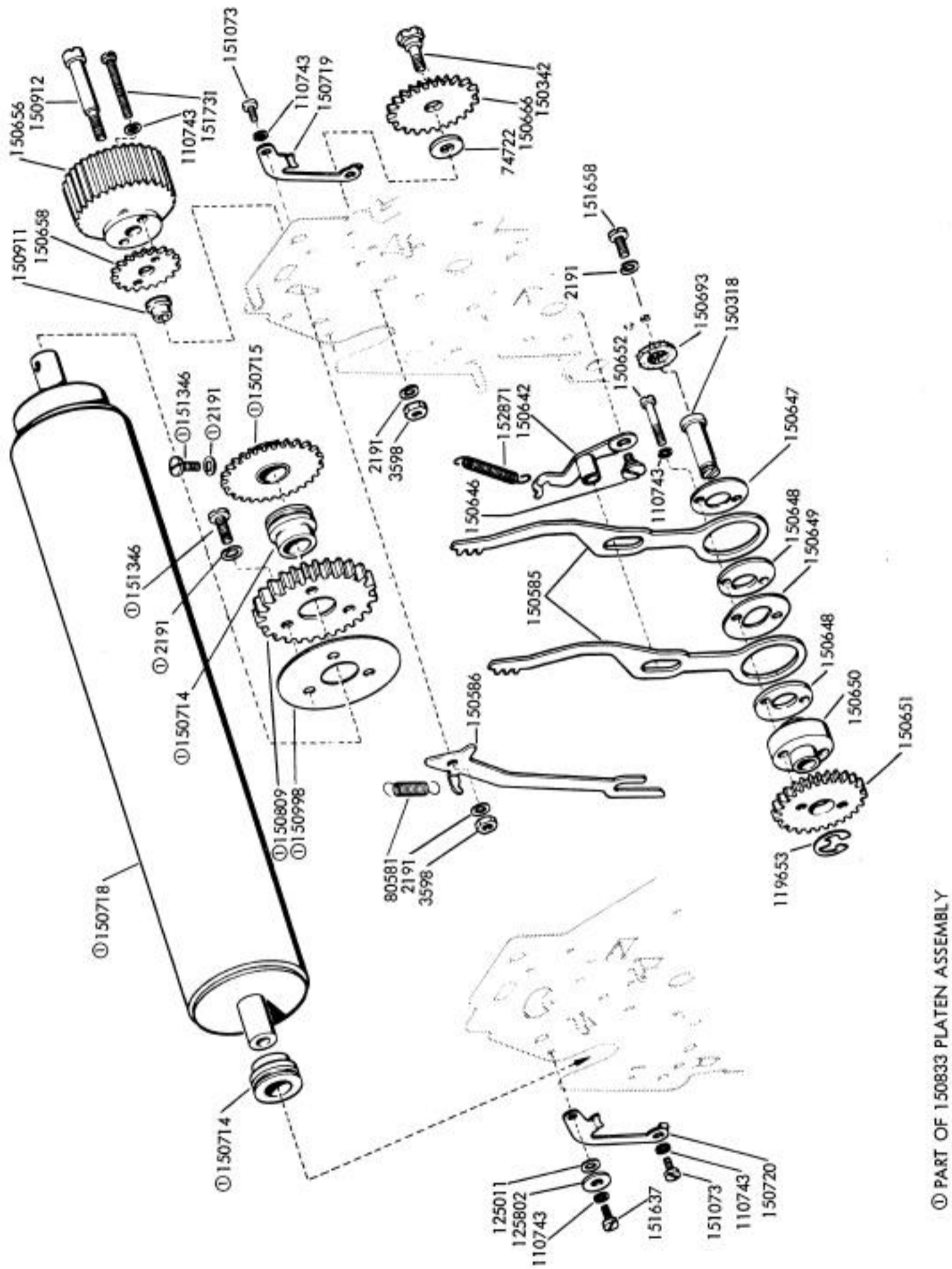
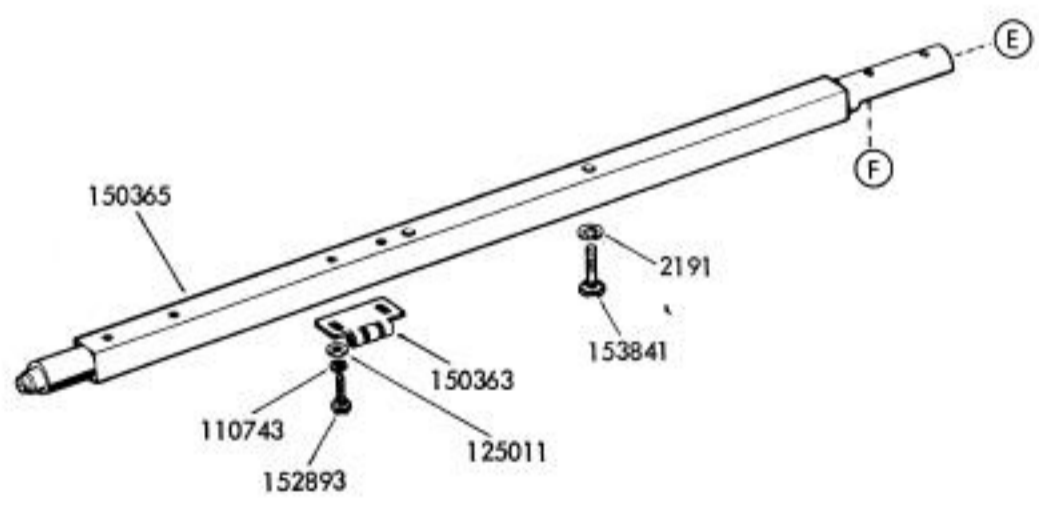
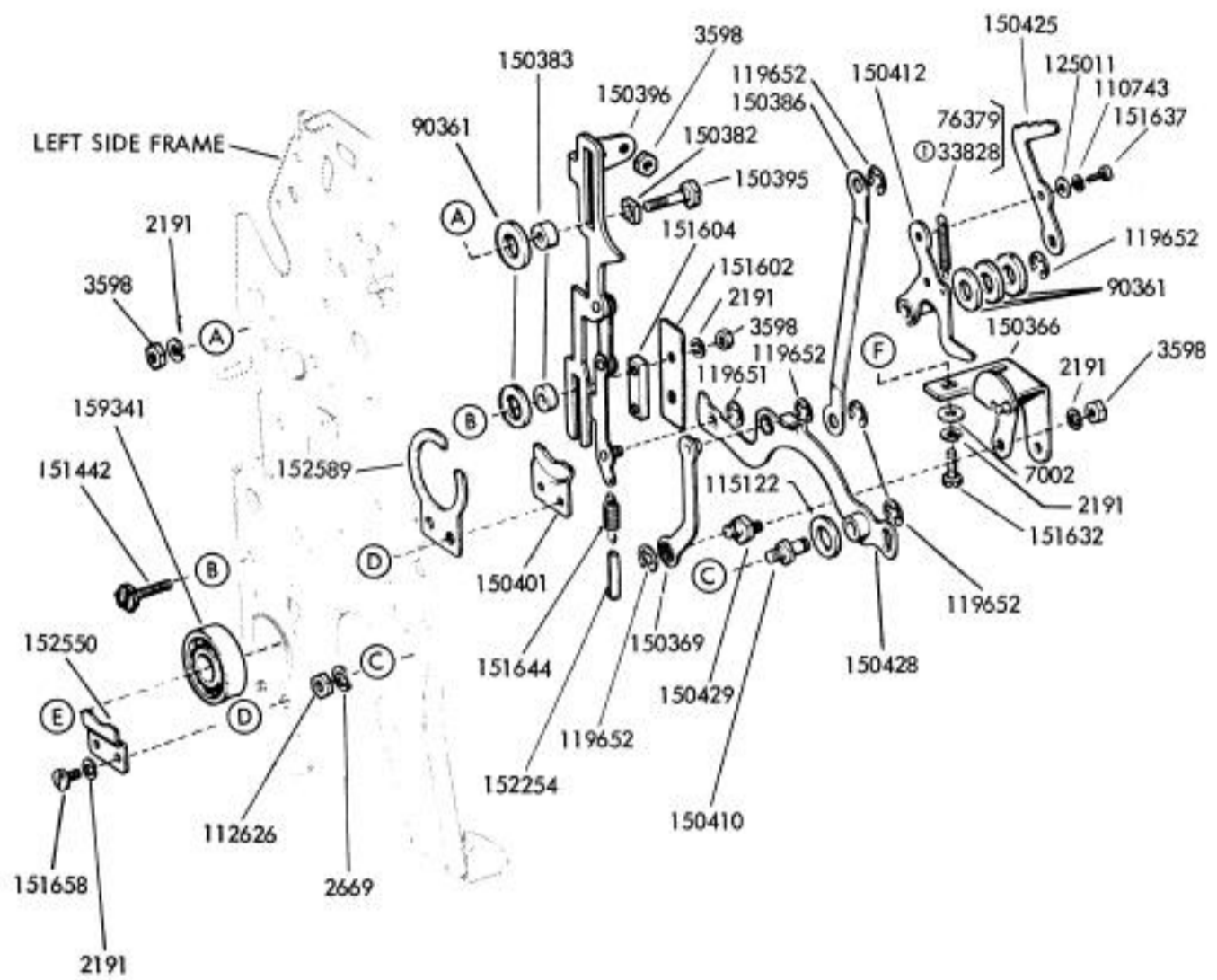


FIGURE 17. LINE FEED AND PLATEN MECHANISM



Ⓞ PECULIAR TO 8 LEVEL UNITS

FOR EARLY DESIGN, SEE FIGURE 19

FIGURE 18. LEFT SIDE LINKAGE AND ROCKER SHAFT MECHANISM

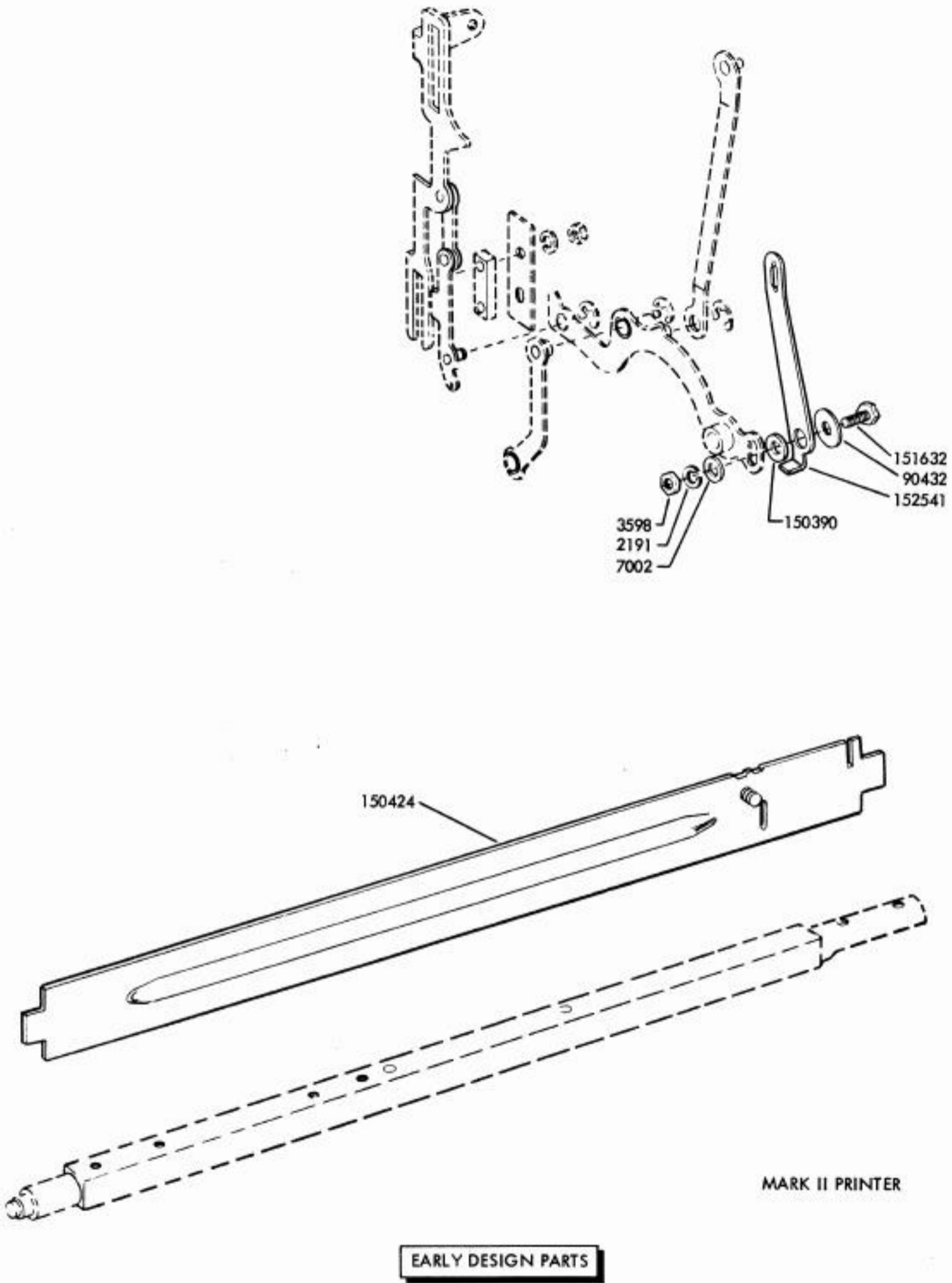


FIGURE 19. LEFT SIDE LINKAGE AND STRIPPER BLADE MECHANISM

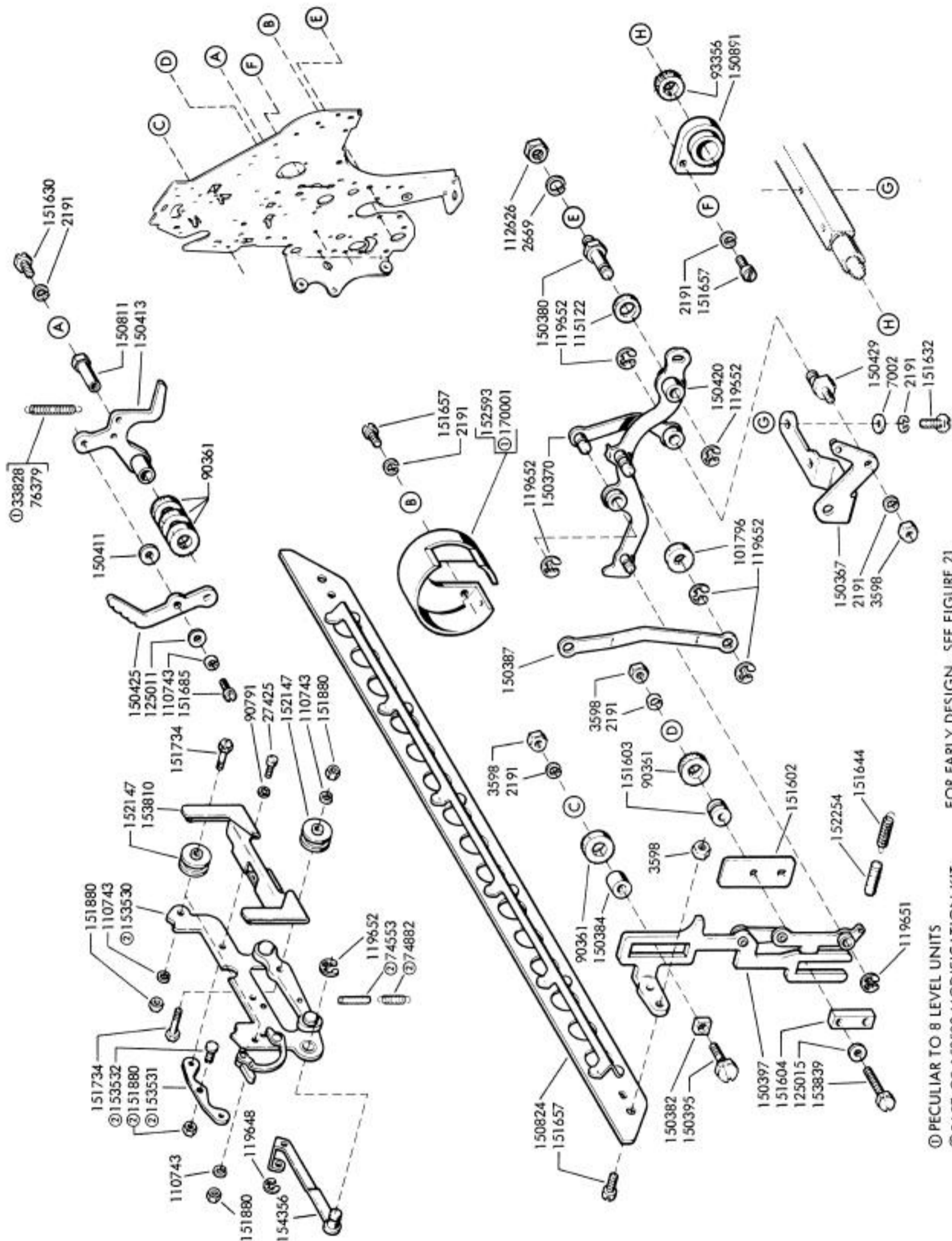
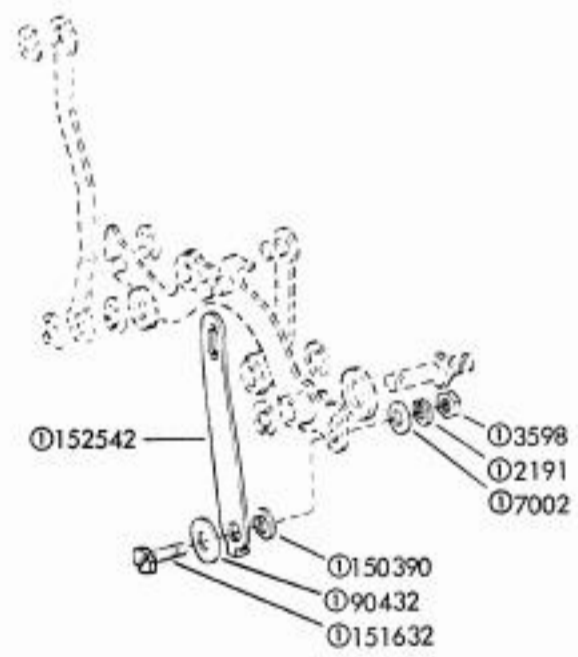
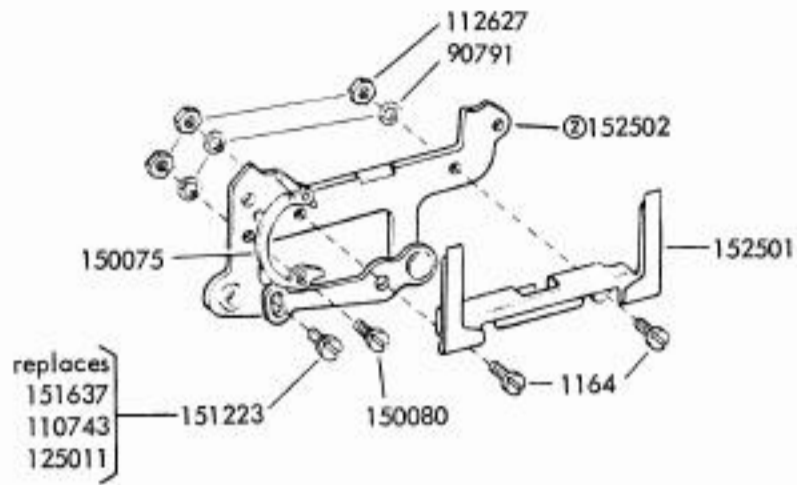


FIGURE 20. RIGHT SIDE LINKAGE AND TYPE BOX CARRIAGE MECHANISM

① PECULIAR TO 8 LEVEL UNITS
 ② PART OF 152502 MODIFICATION KIT

FOR EARLY DESIGN, SEE FIGURE 21



① MARK II PRINTER

② SEE NOTE 8 ON PAGE 110

EARLY DESIGN PARTS

FIGURE 21. RIGHT SIDE LINKAGE AND TYPE BOX CARRIAGE MECHANISM

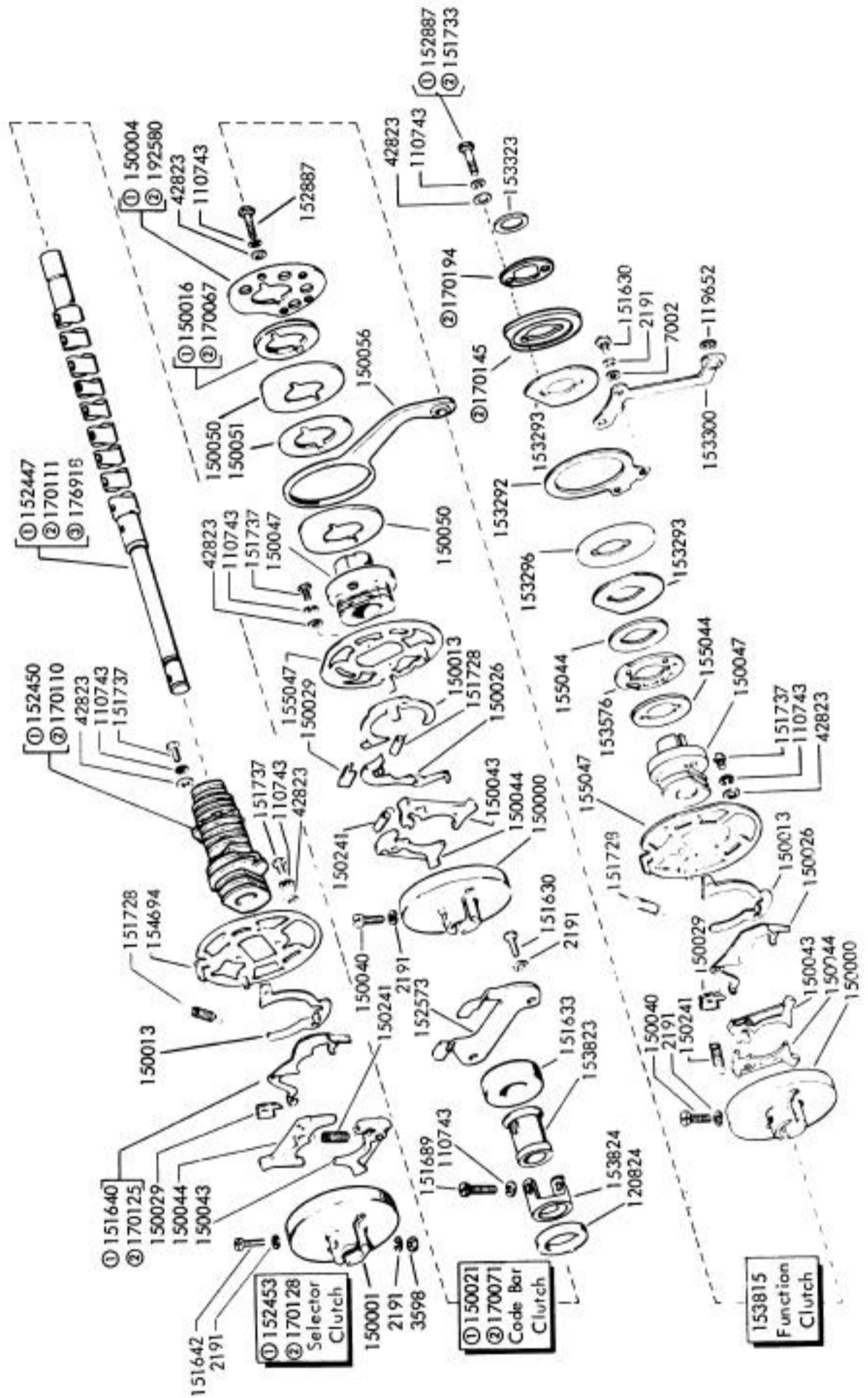


FIGURE 23. MAIN SHAFT MECHANISM

- ① PECULIAR TO 5 LEVEL UNITS
 - ② PECULIAR TO 8 LEVEL UNITS
 - ③ PECULIAR TO WALL MOUNTED UNITS
- FOR EARLY DESIGN, SEE FIGURE 24

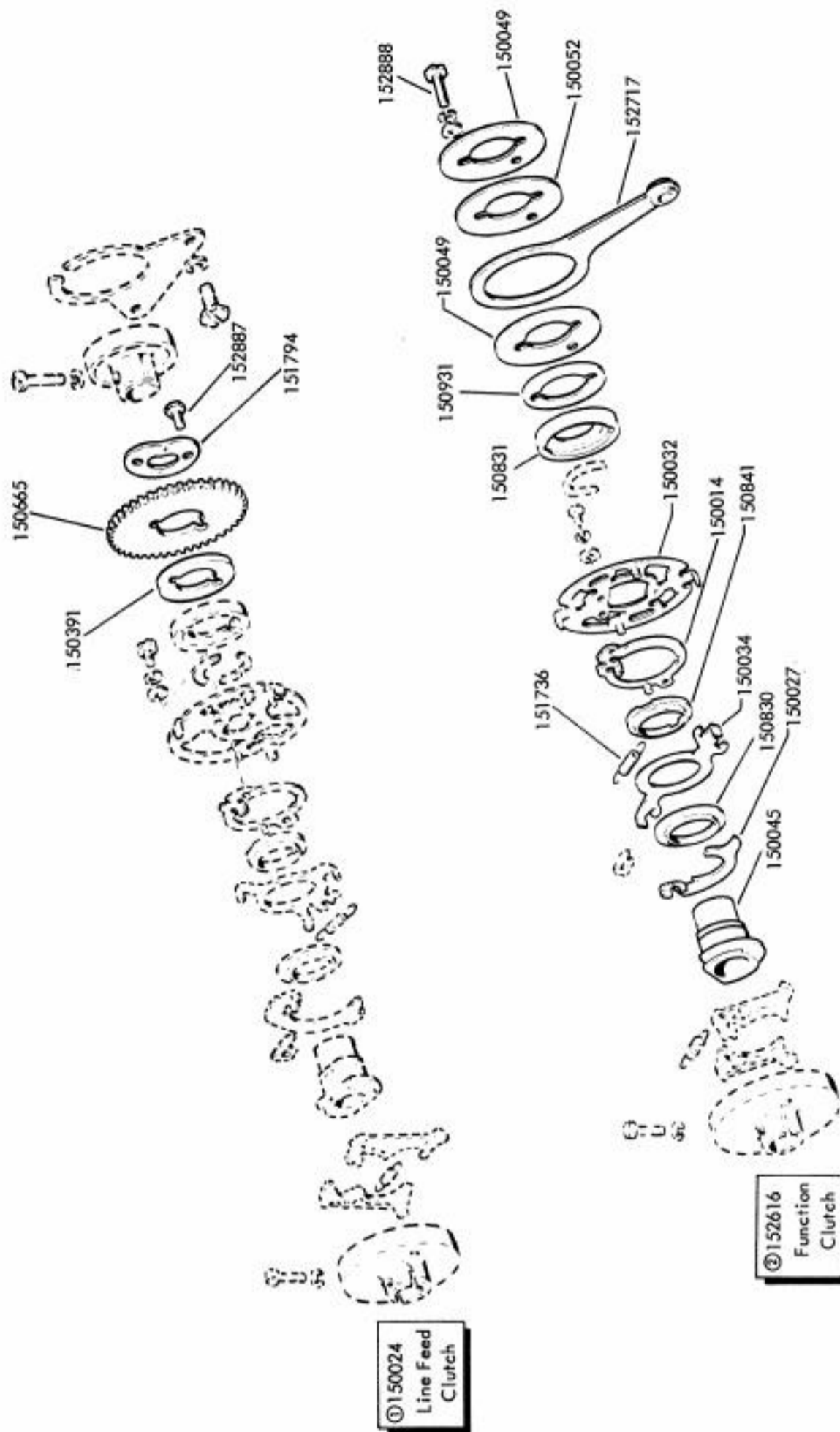


FIGURE 24. LINE FEED CLUTCH AND FUNCTION CLUTCH MECHANISM

EARLY DESIGN PARTS

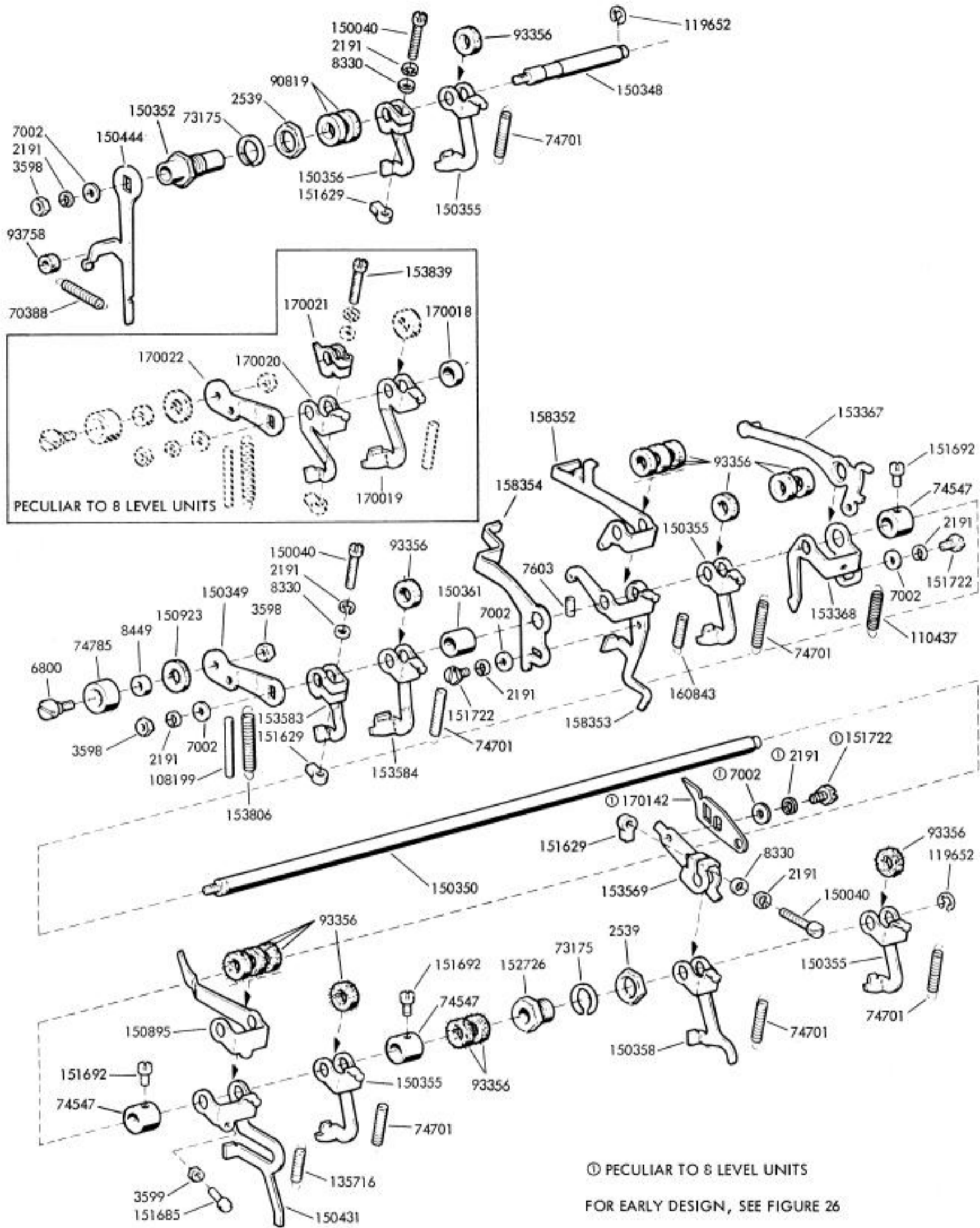
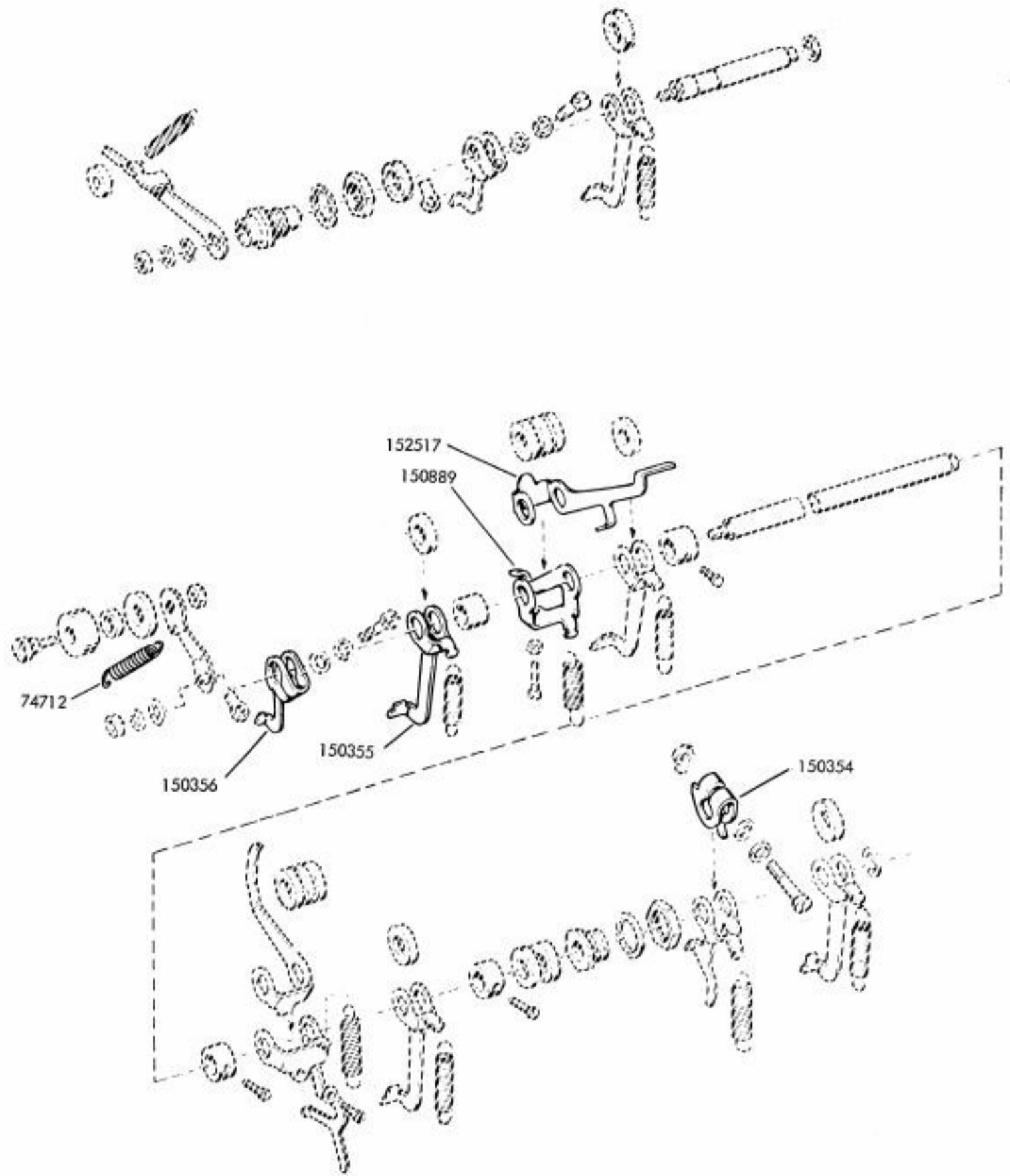


FIGURE 25. TRIP SHAFT MECHANISM



MARK II PRINTER

EARLY DESIGN PARTS

FIGURE 26. TRIP SHAFT MECHANISM

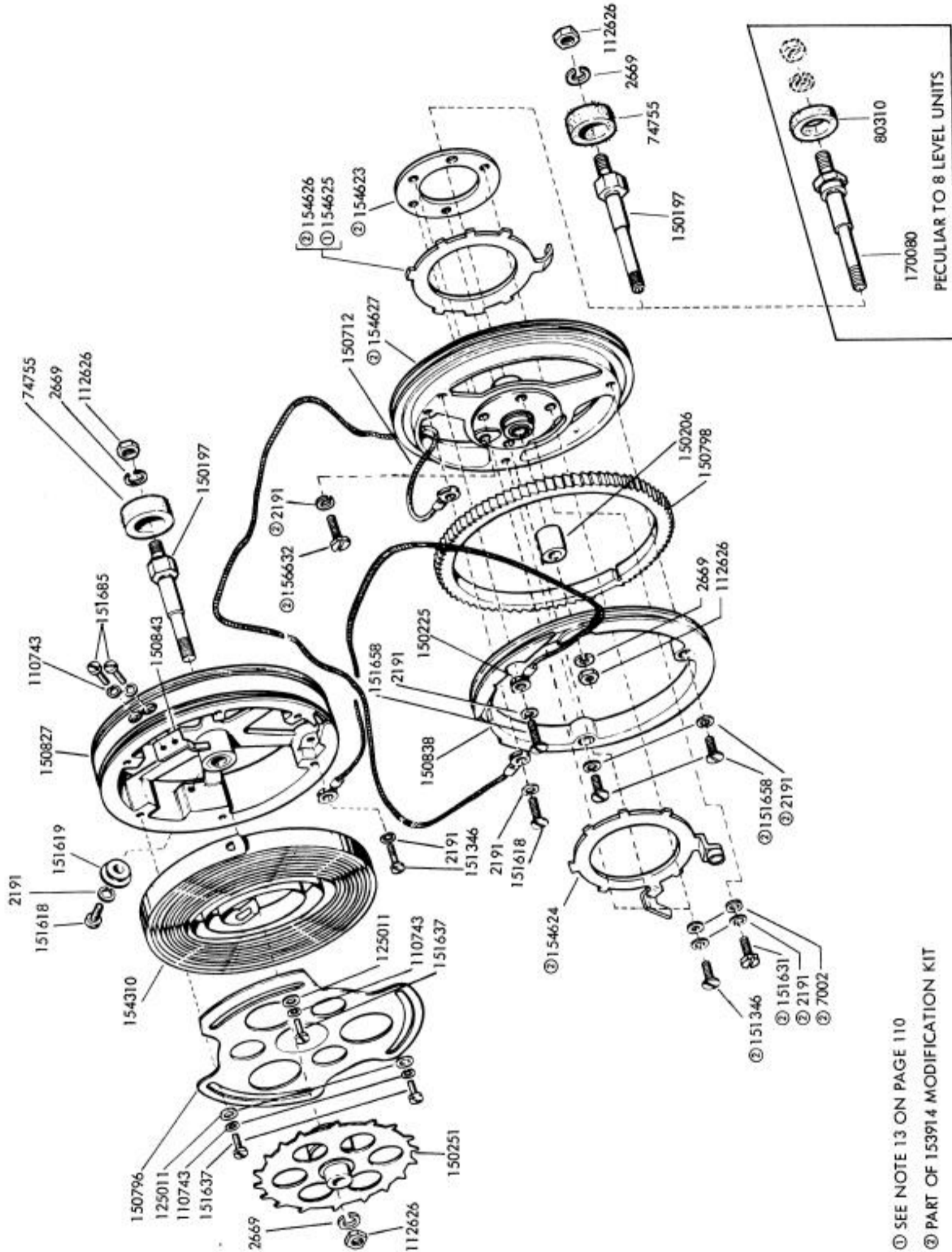


FIGURE 27. CARRIAGE RETURN AND SPACING DRUM MECHANISM

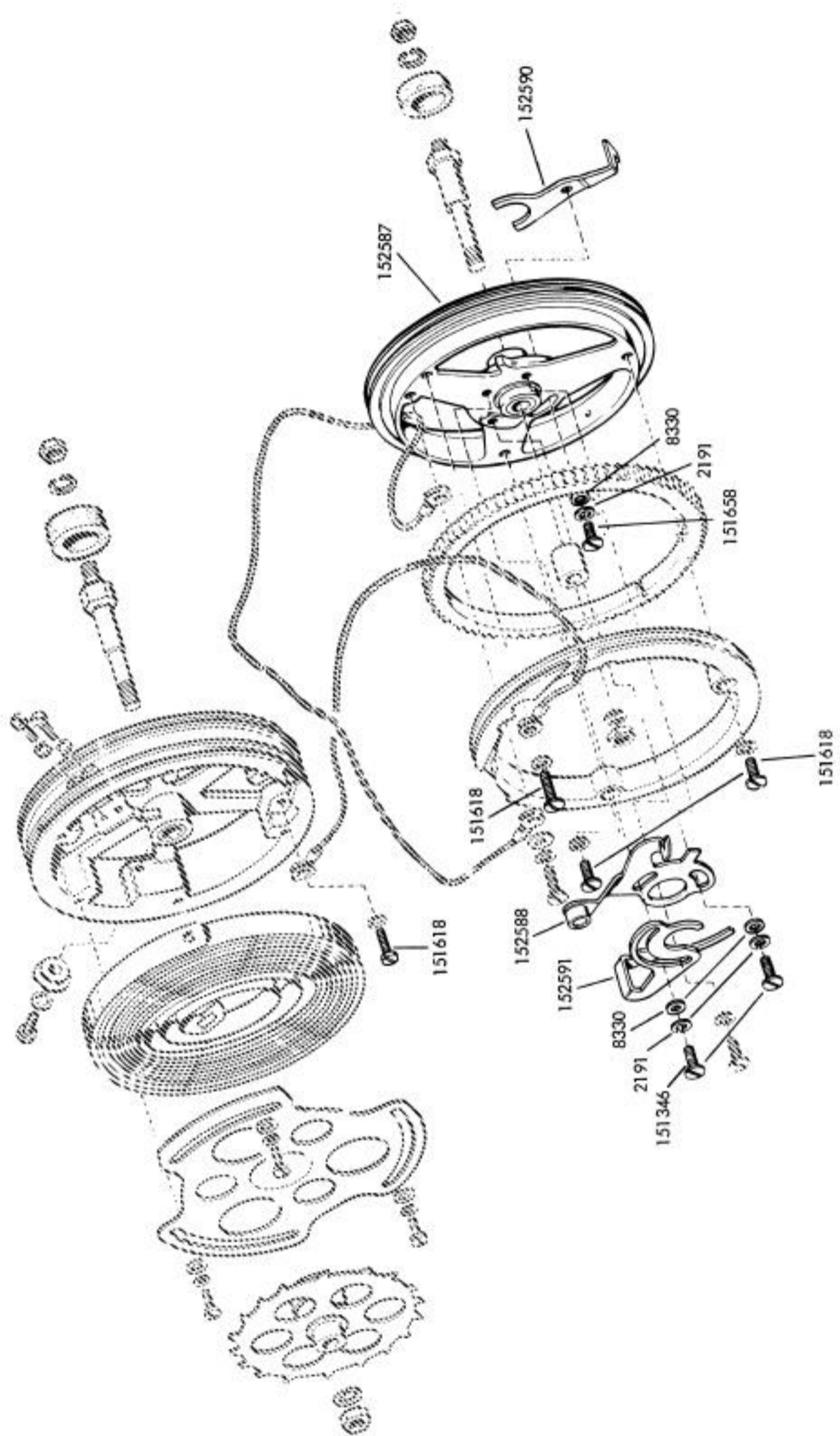


FIGURE 28. CARRIAGE RETURN AND SPACING DRUM MECHANISM

MARK II PRINTER

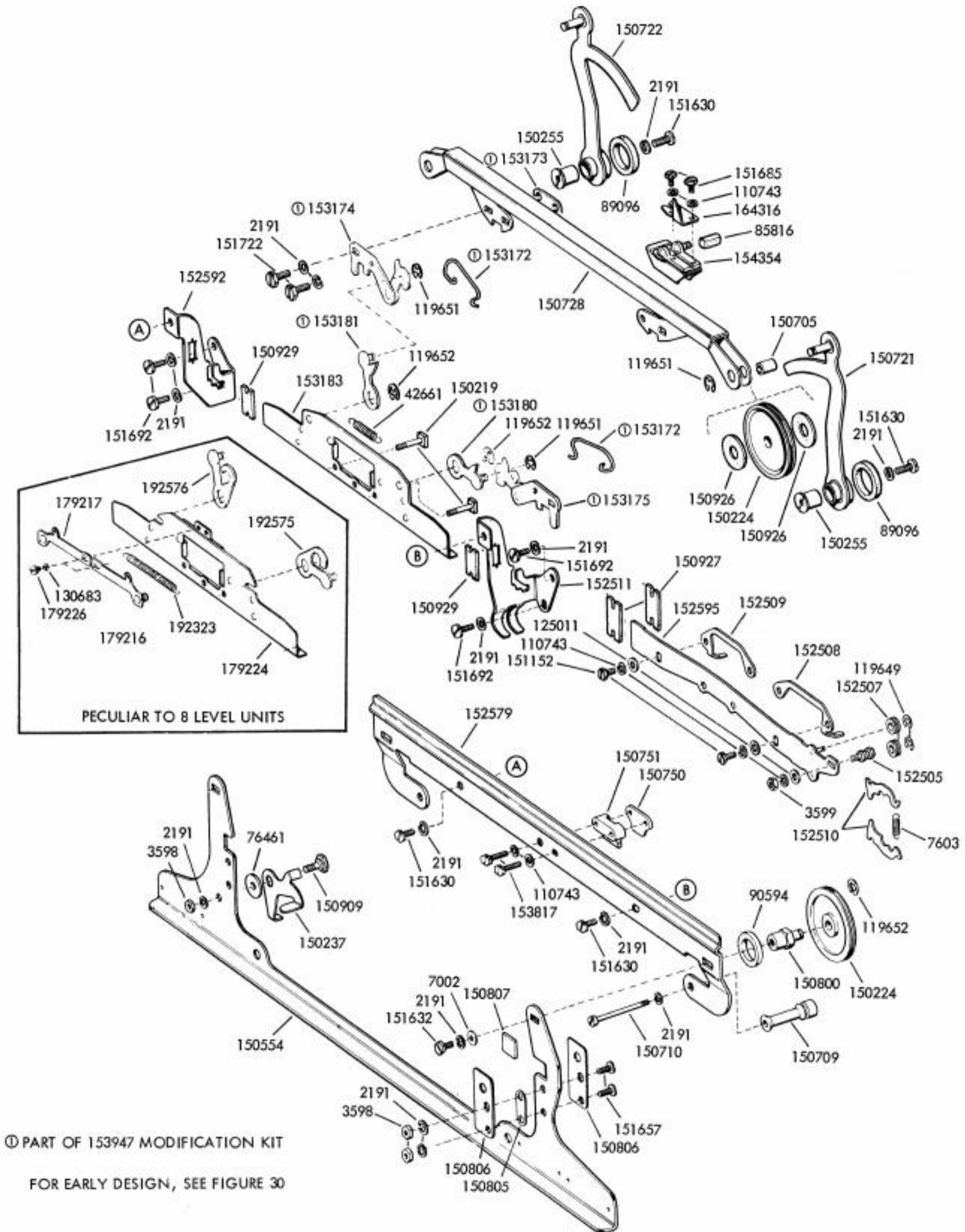
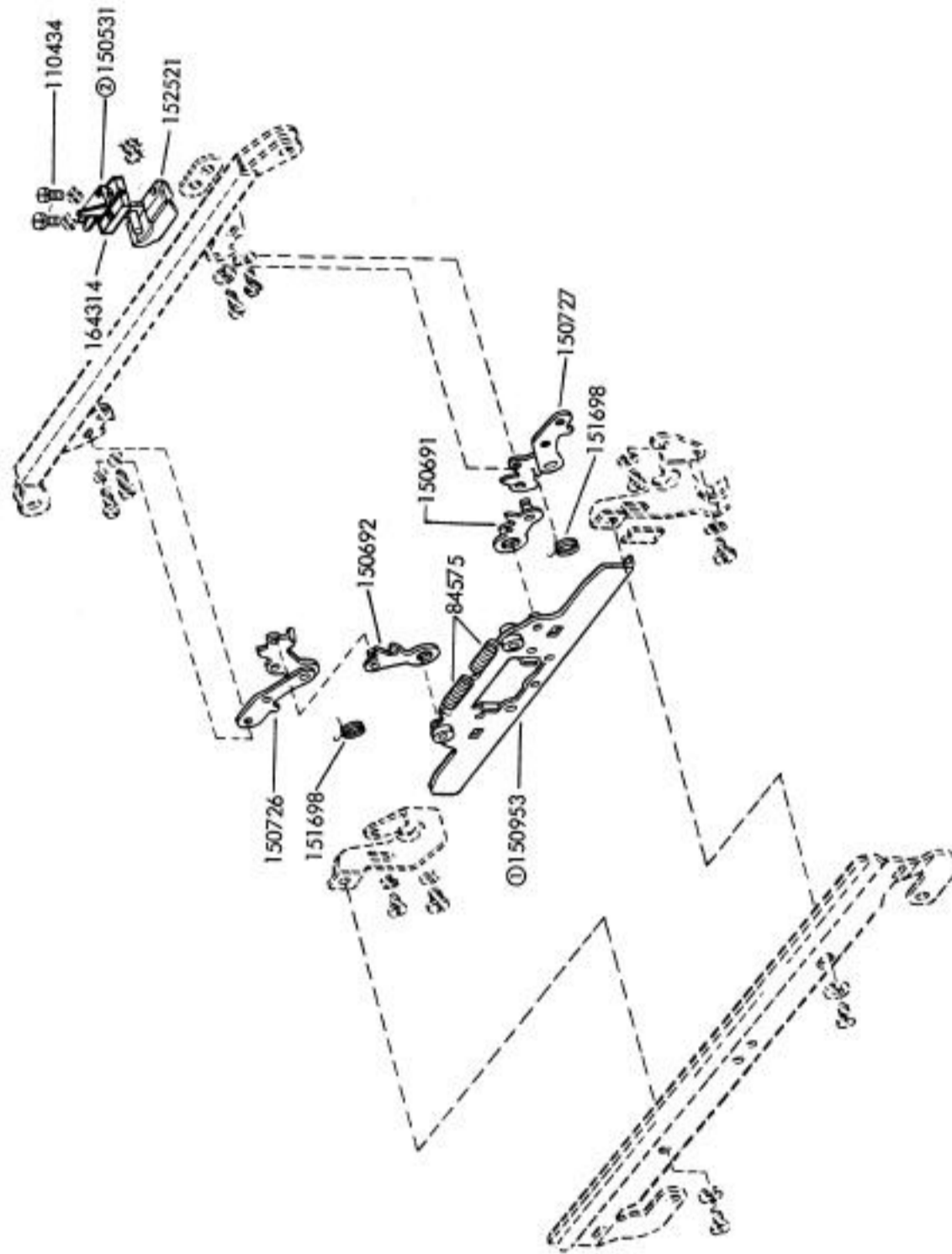


FIGURE 29. FRONT PLATE MECHANISM



EARLY DESIGN PARTS

- ① SEE NOTE 14 ON PAGE 110
- ② SEE NOTE 15 ON PAGE 110

FIGURE 30. FRONT PLATE MECHANISM

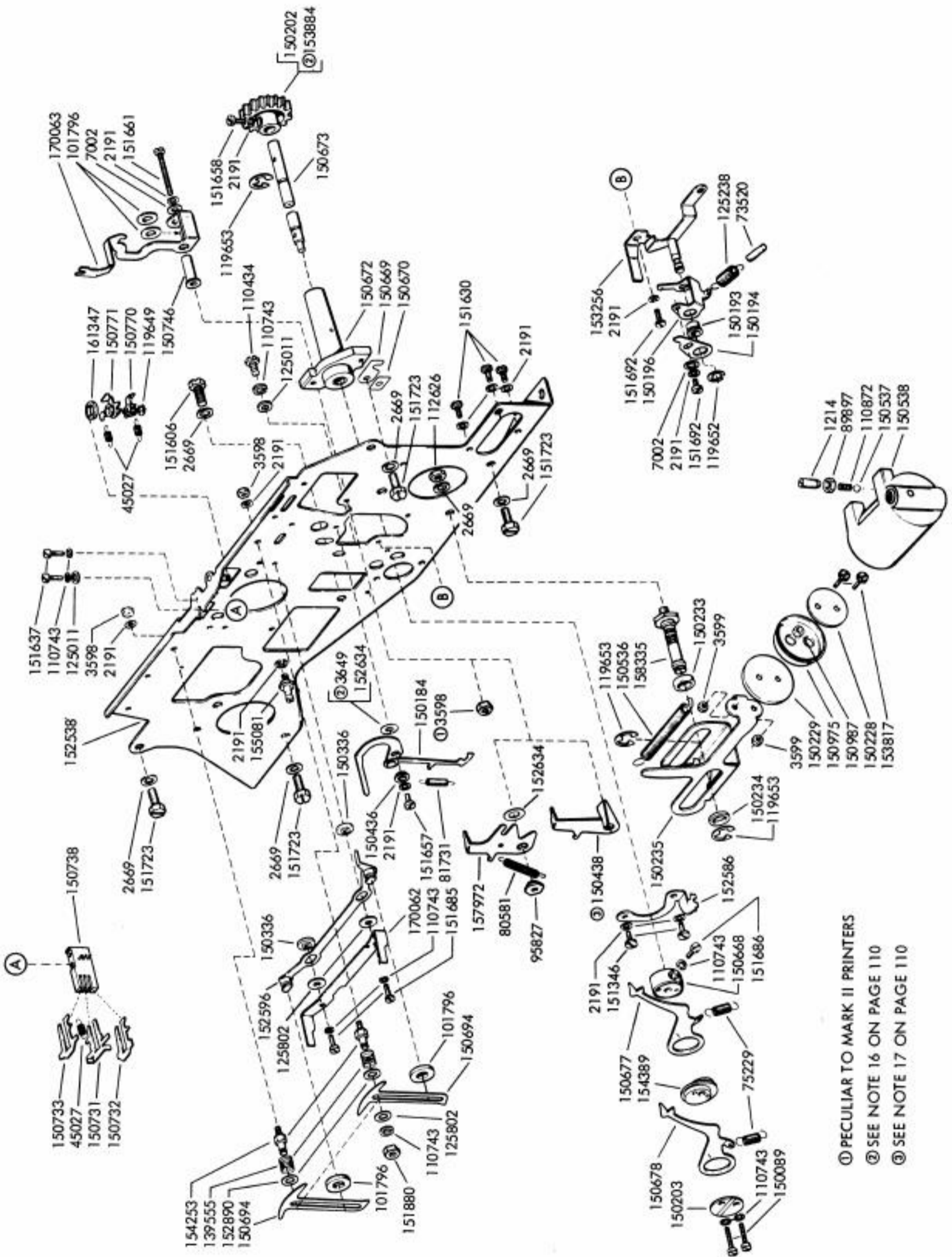


FIGURE 31. FRONT PLATE MECHANISM

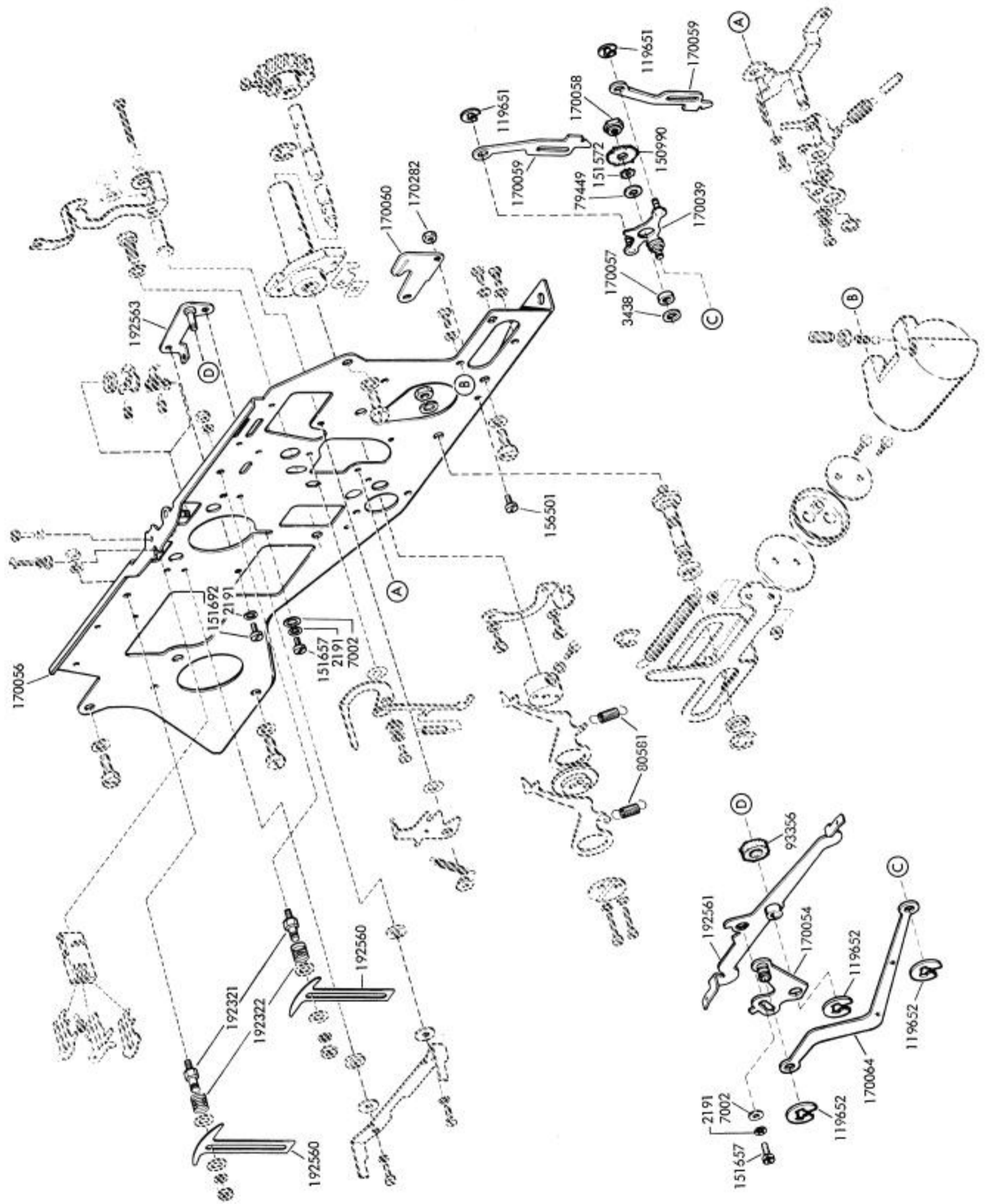
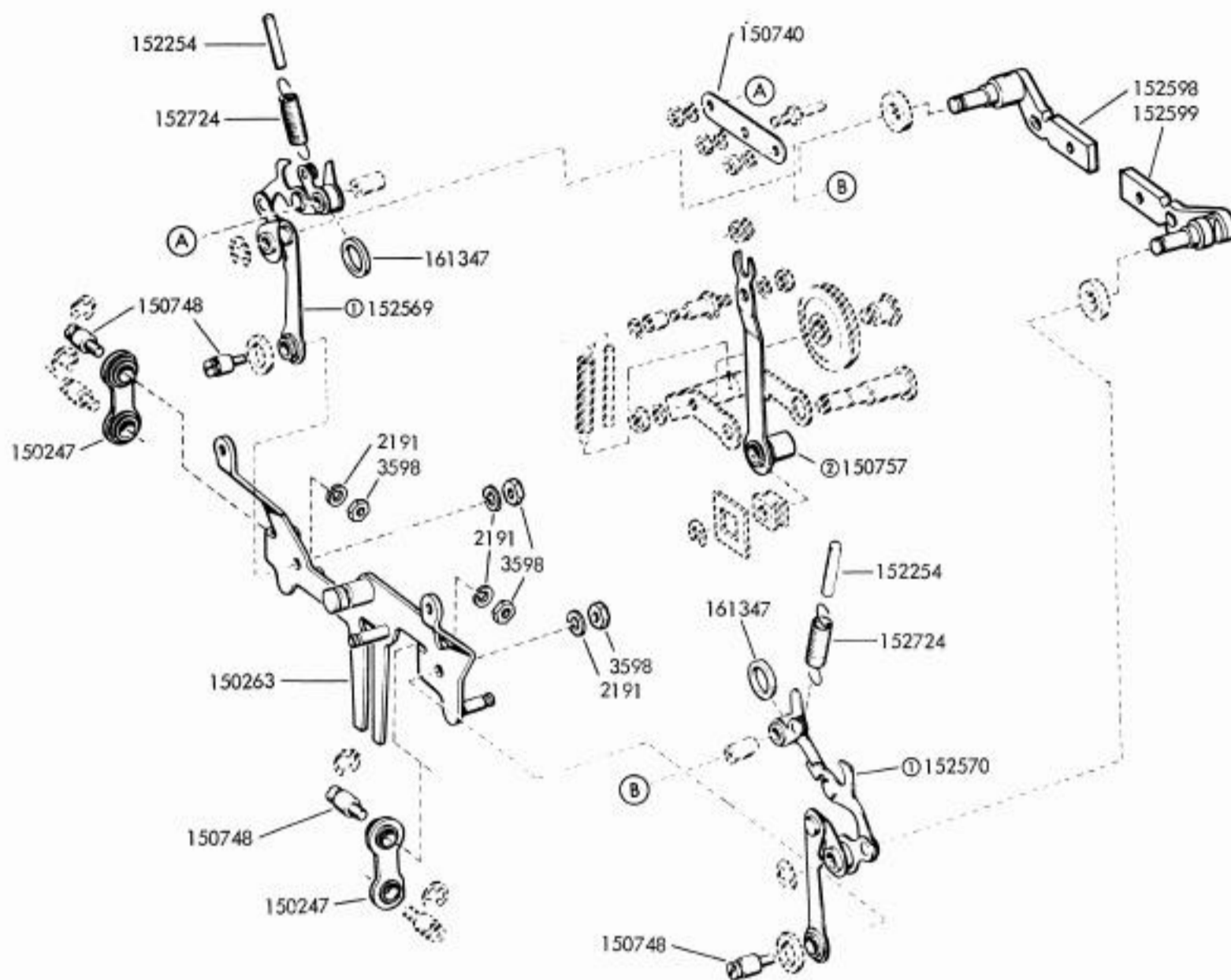


FIGURE 32. FRONT PLATE MECHANISM (8 LEVEL)

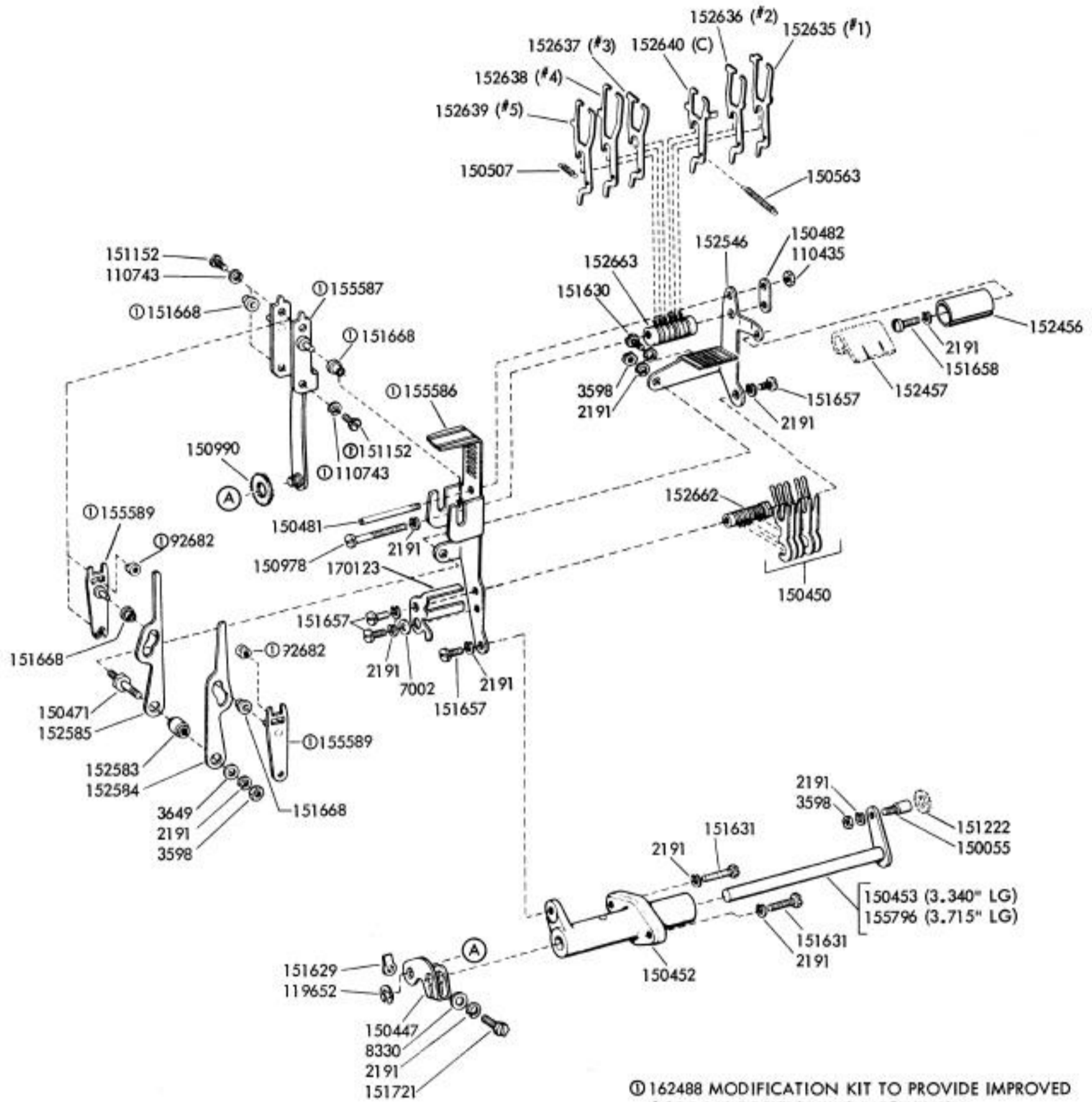


① SEE NOTE 18 ON PAGE 110

② SEE NOTE 19 ON PAGE 110

EARLY DESIGN PARTS

FIGURE 34. FRONT PLATE MECHANISM



ⓐ 162488 MODIFICATION KIT TO PROVIDE IMPROVED CODE BAR POSITIONING MECHANISM

FOR EARLY DESIGN, SEE FIGURE 37

FIGURE 35. CODE BAR POSITIONING MECHANISM

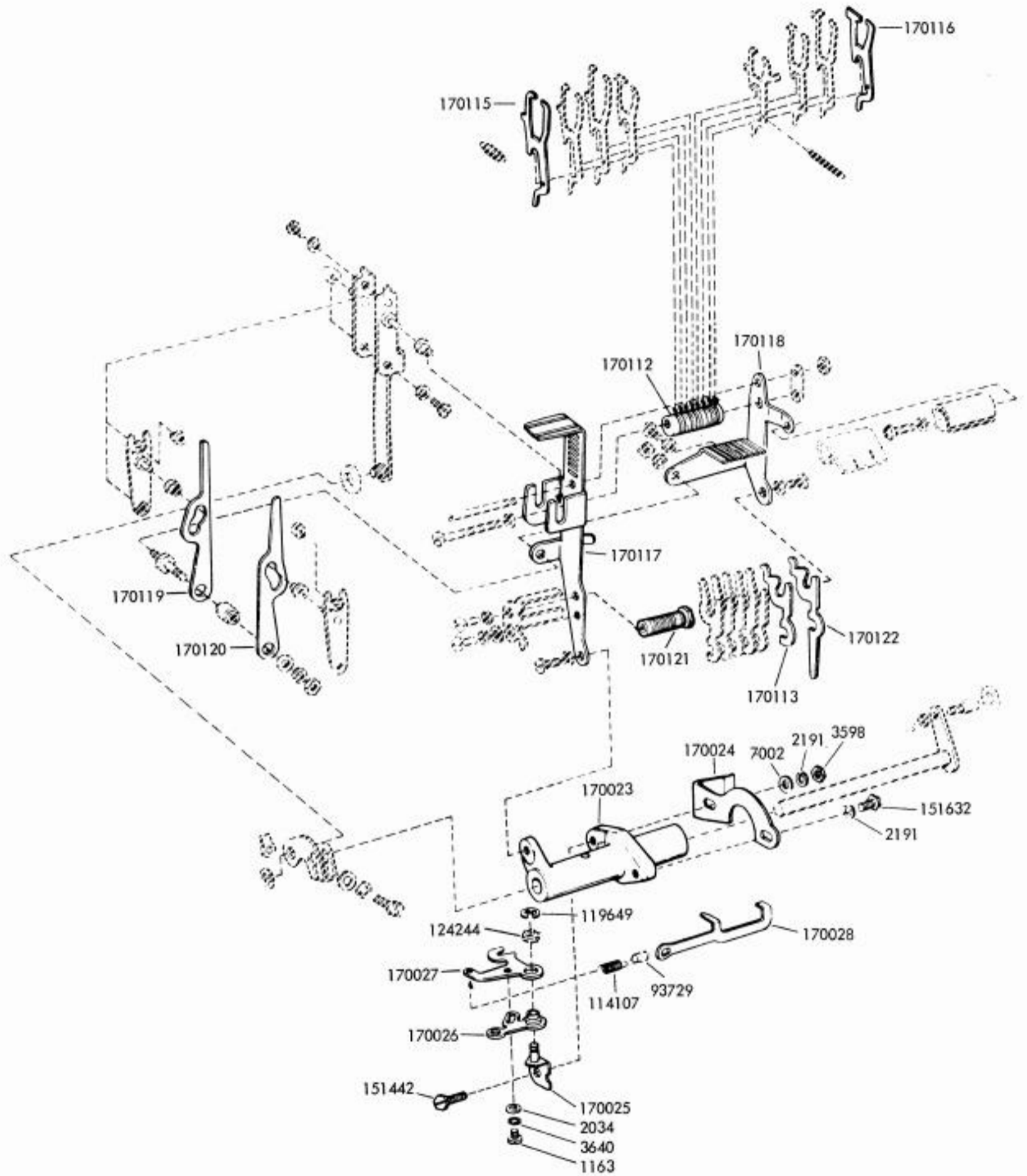
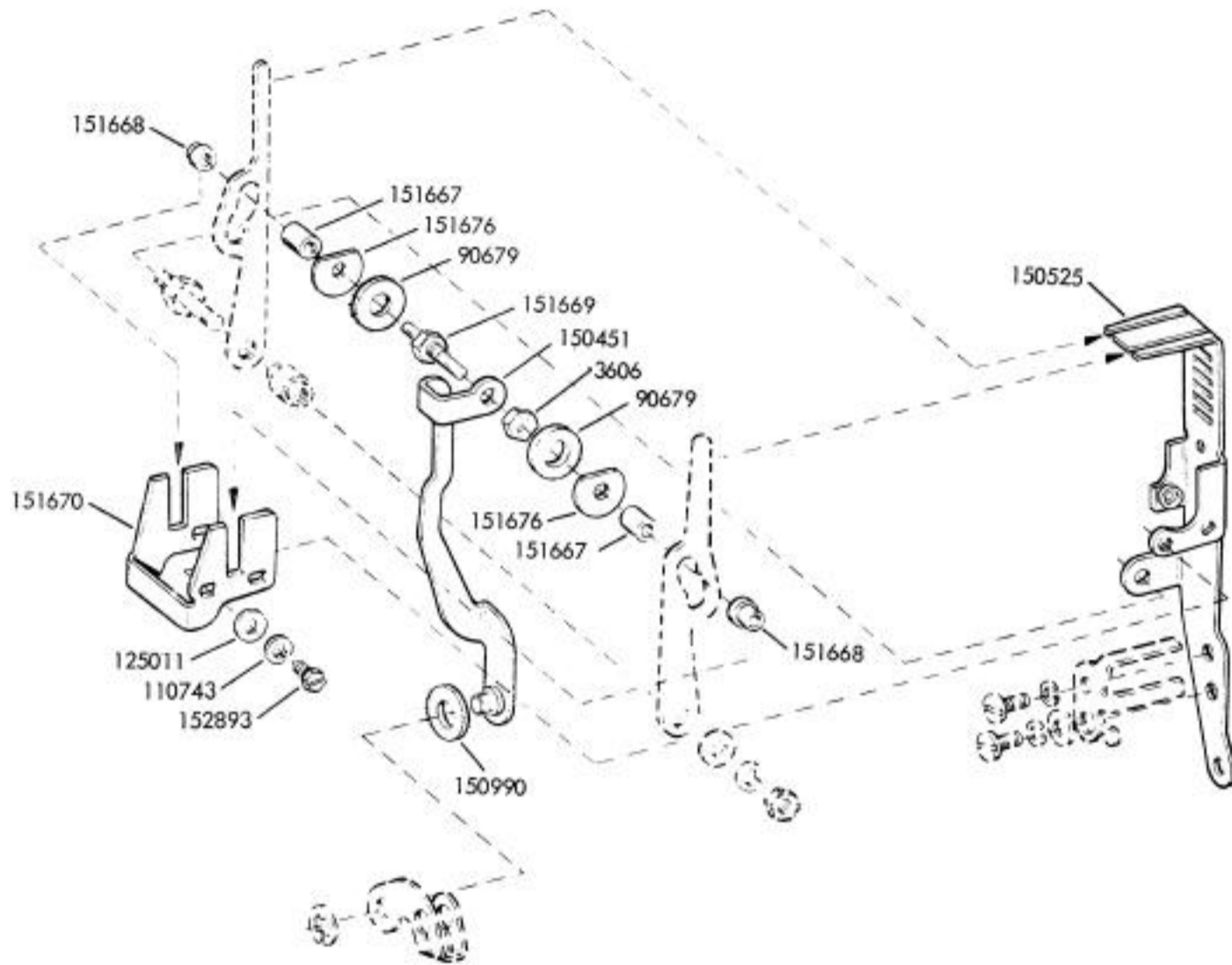
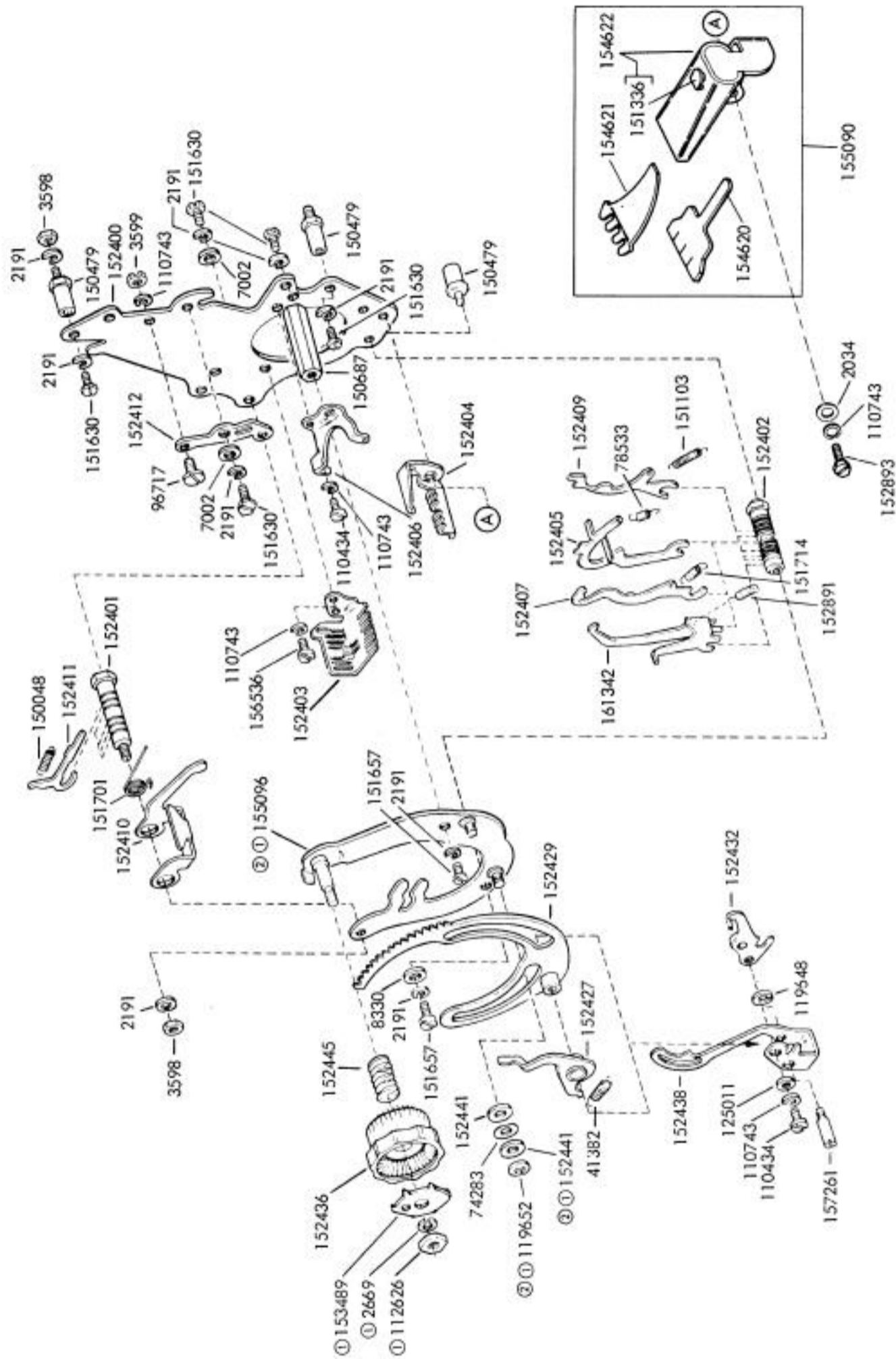


FIGURE 36. CODE BAR POSITIONING MECHANISM (8 LEVEL)



EARLY DESIGN PARTS

FIGURE 37. CODE BAR POSITIONING MECHANISM



- ① PART OF 153904 MODIFICATION KIT
- ② PART OF 154723 MODIFICATION KIT

FOR EARLY DESIGN, SEE FIGURE 40

FIGURE 38. SELECTOR MECHANISM

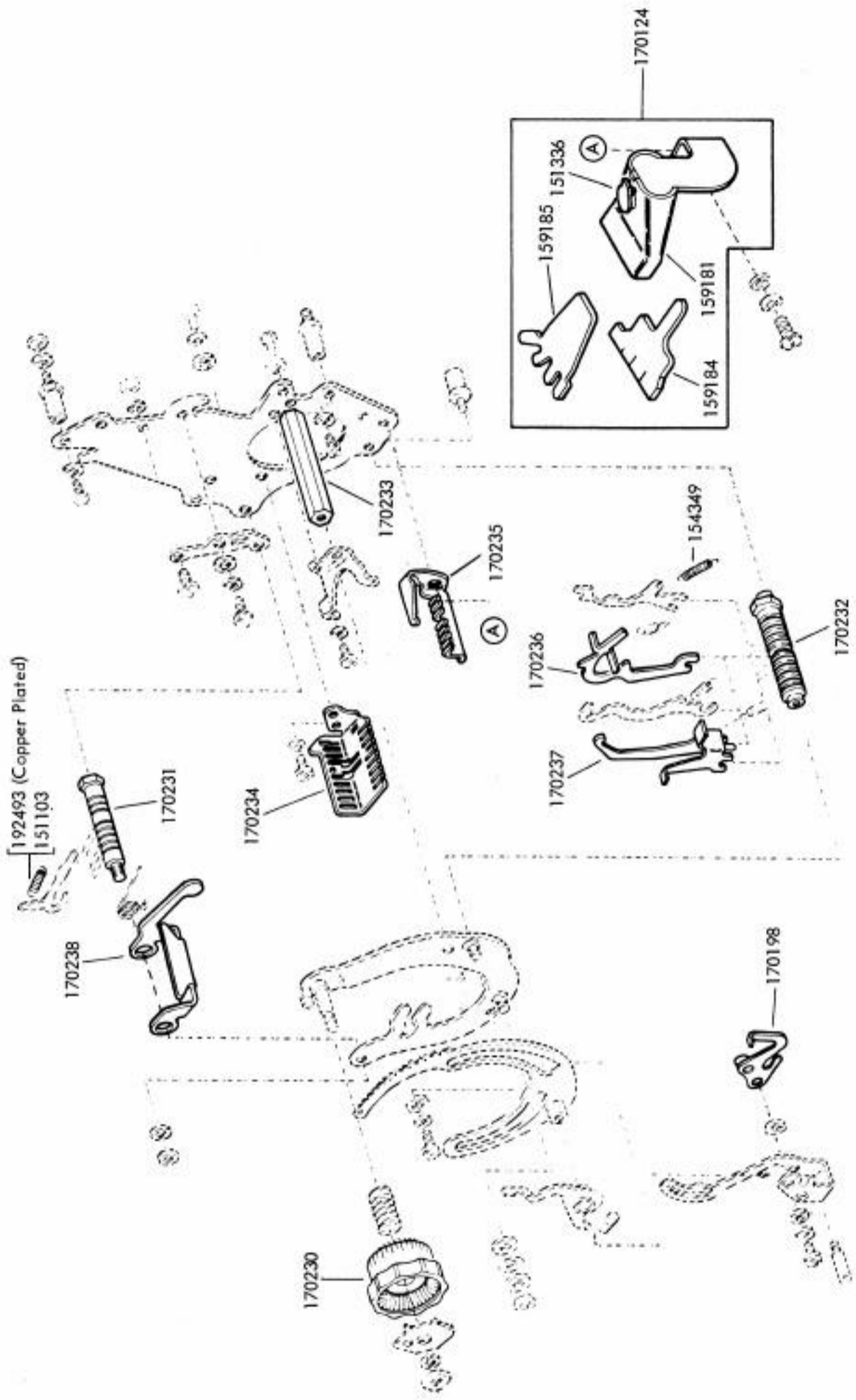
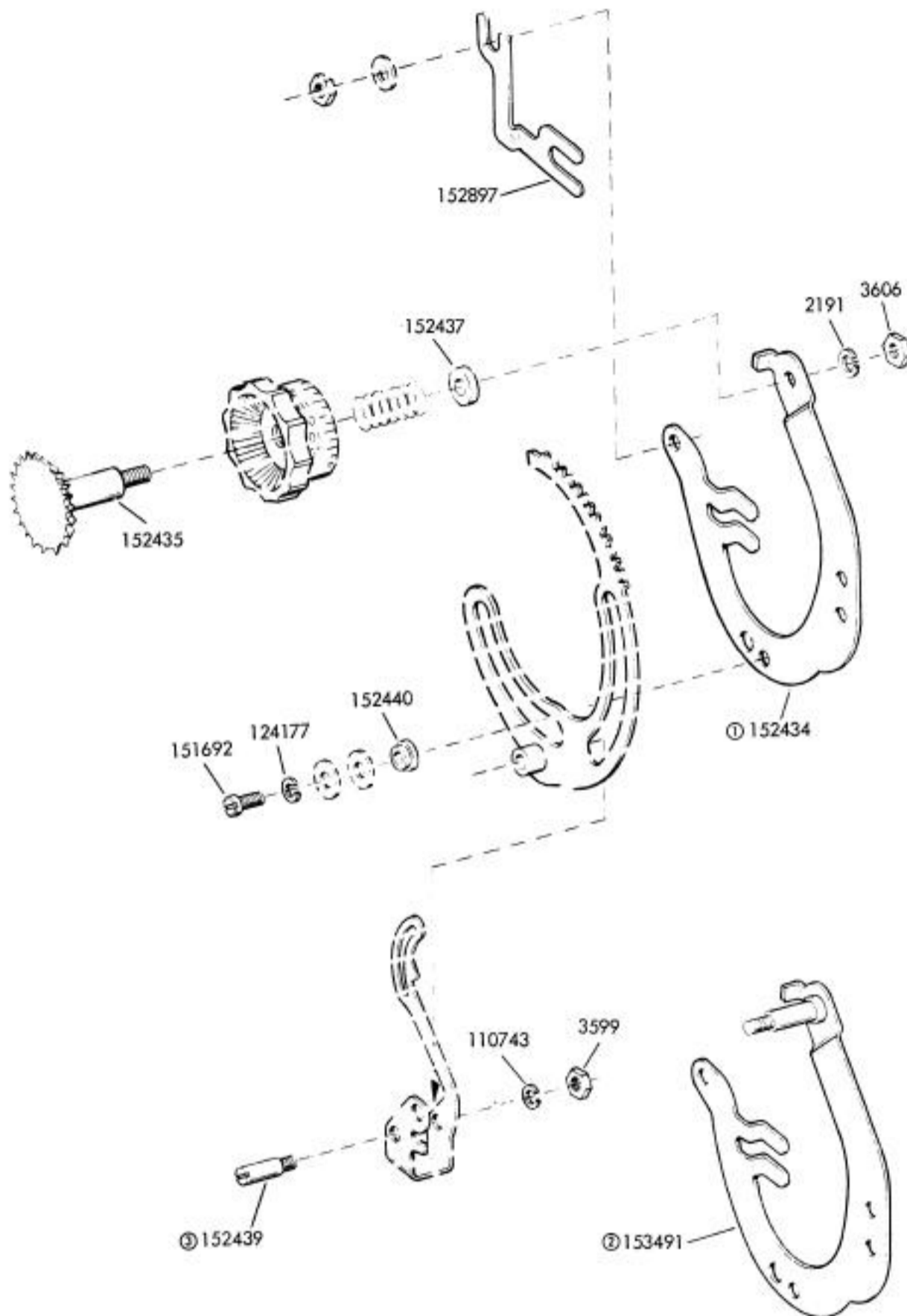


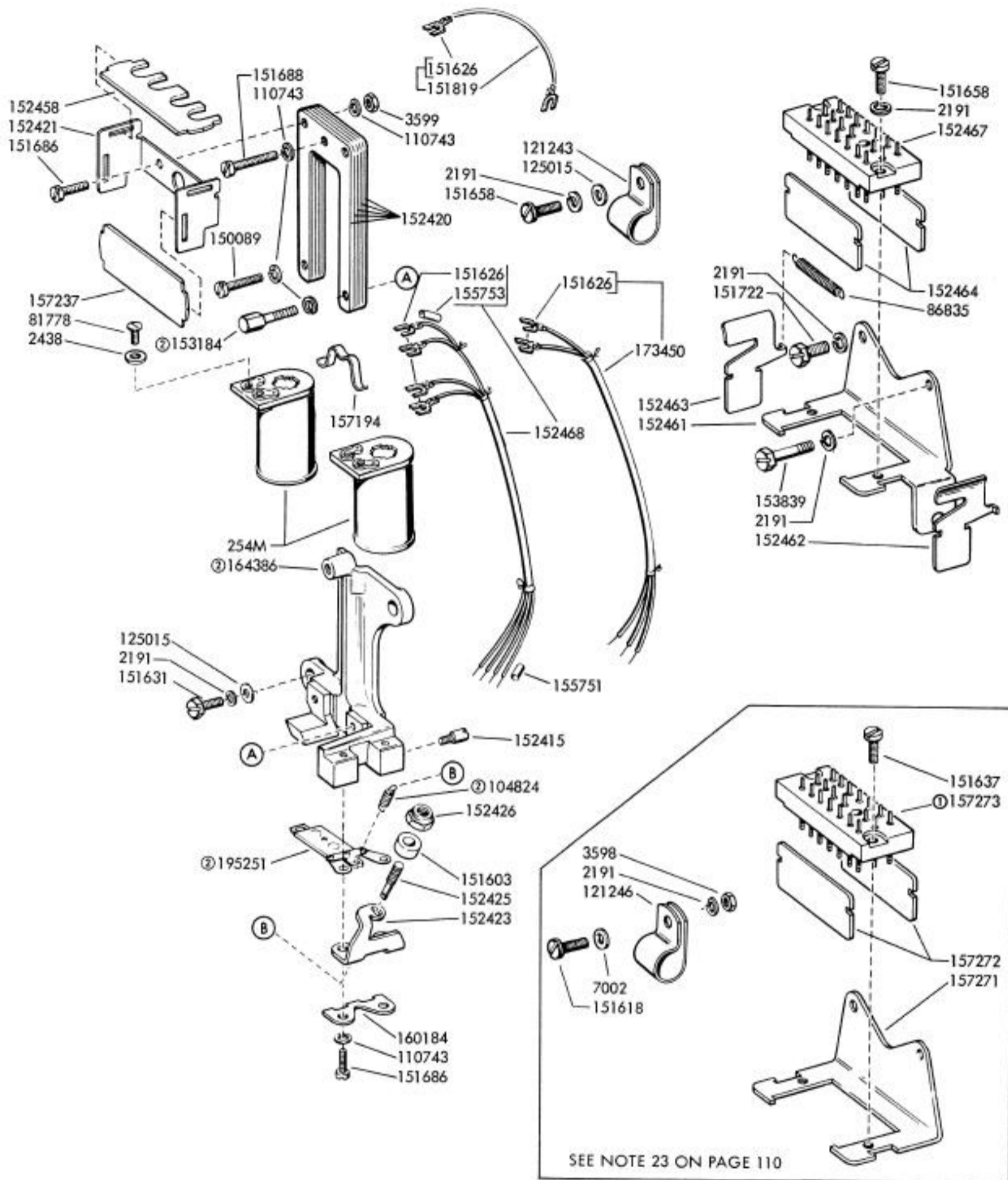
FIGURE 39. SELECTOR MECHANISM (8 LEVEL)



- ① SEE NOTE 20 ON PAGE 110
- ② SEE NOTE 21 ON PAGE 110
- ③ SEE NOTE 22 ON PAGE 110

EARLY DESIGN PARTS

FIGURE 40. SELECTOR KNOB MECHANISM



① PART OF 173690 CABLE ASSEMBLY (SEE FIGURE 60)

② PART OF 153949 MODIFICATION KIT

FOR EARLY DESIGN, SEE FIGURE 43

FIGURE 41. SELECTOR MAGNET MECHANISM

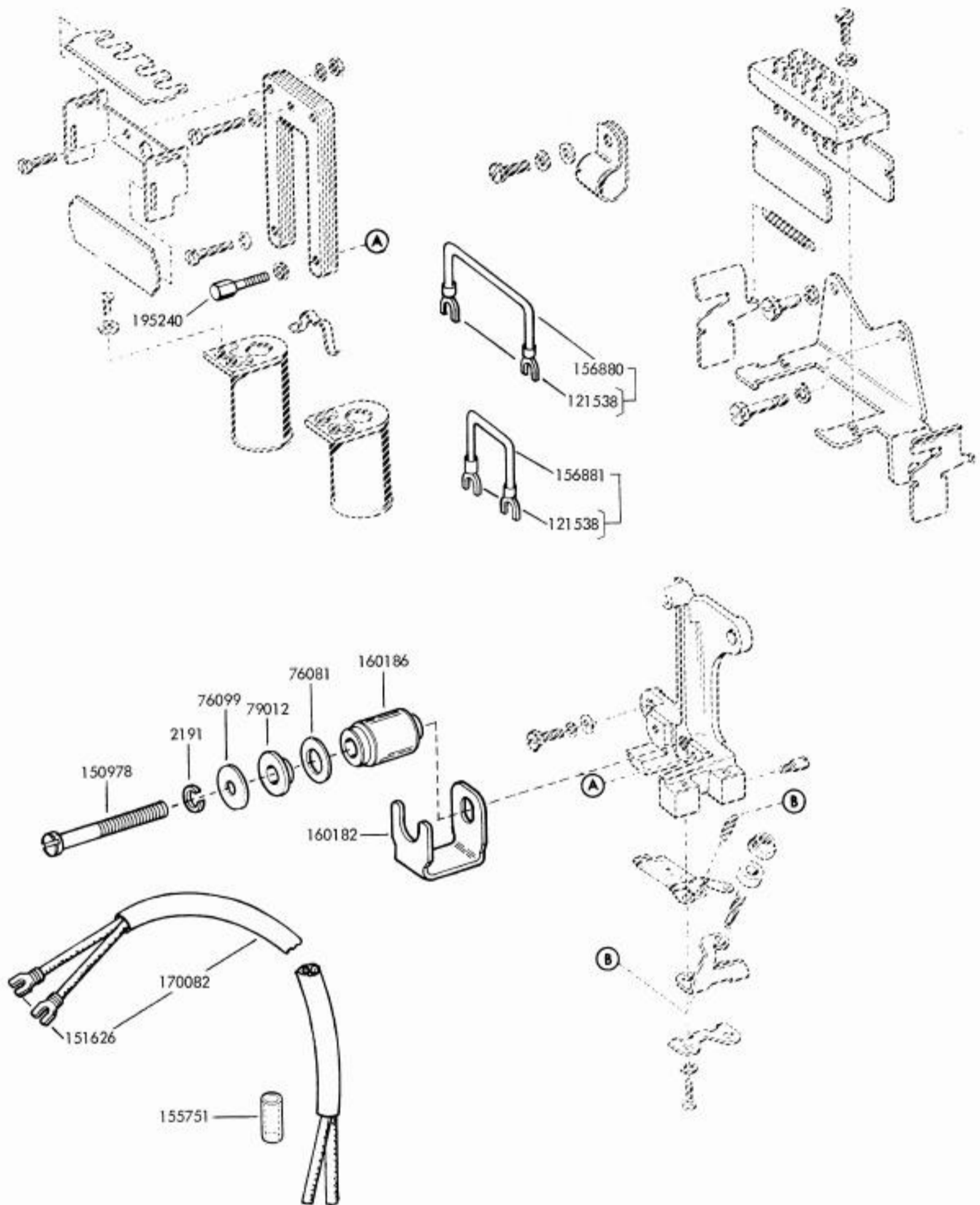
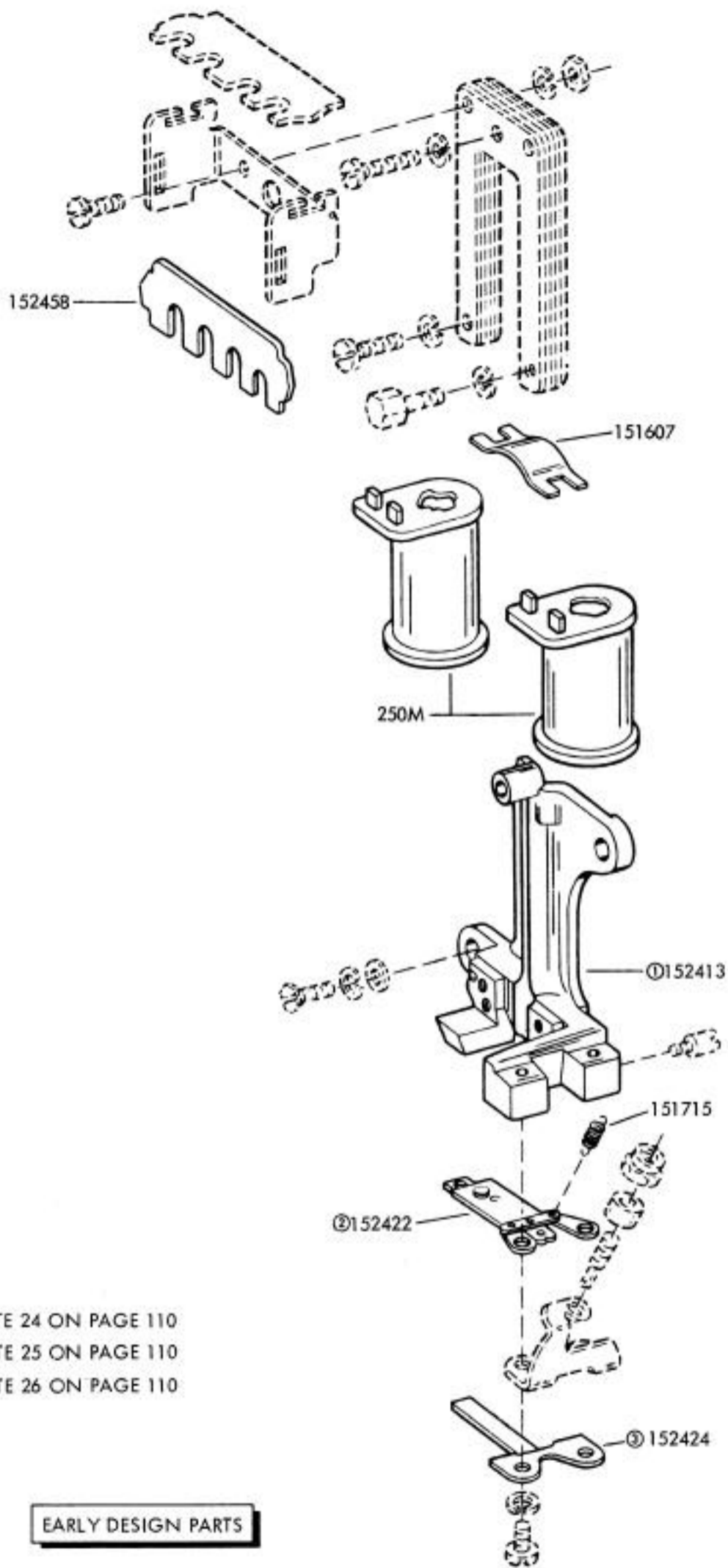


FIGURE 42. SELECTOR MAGNET MECHANISM (8 LEVEL)



- ① SEE NOTE 24 ON PAGE 110
- ② SEE NOTE 25 ON PAGE 110
- ③ SEE NOTE 26 ON PAGE 110

EARLY DESIGN PARTS

FIGURE 43. SELECTOR MAGNET MECHANISM

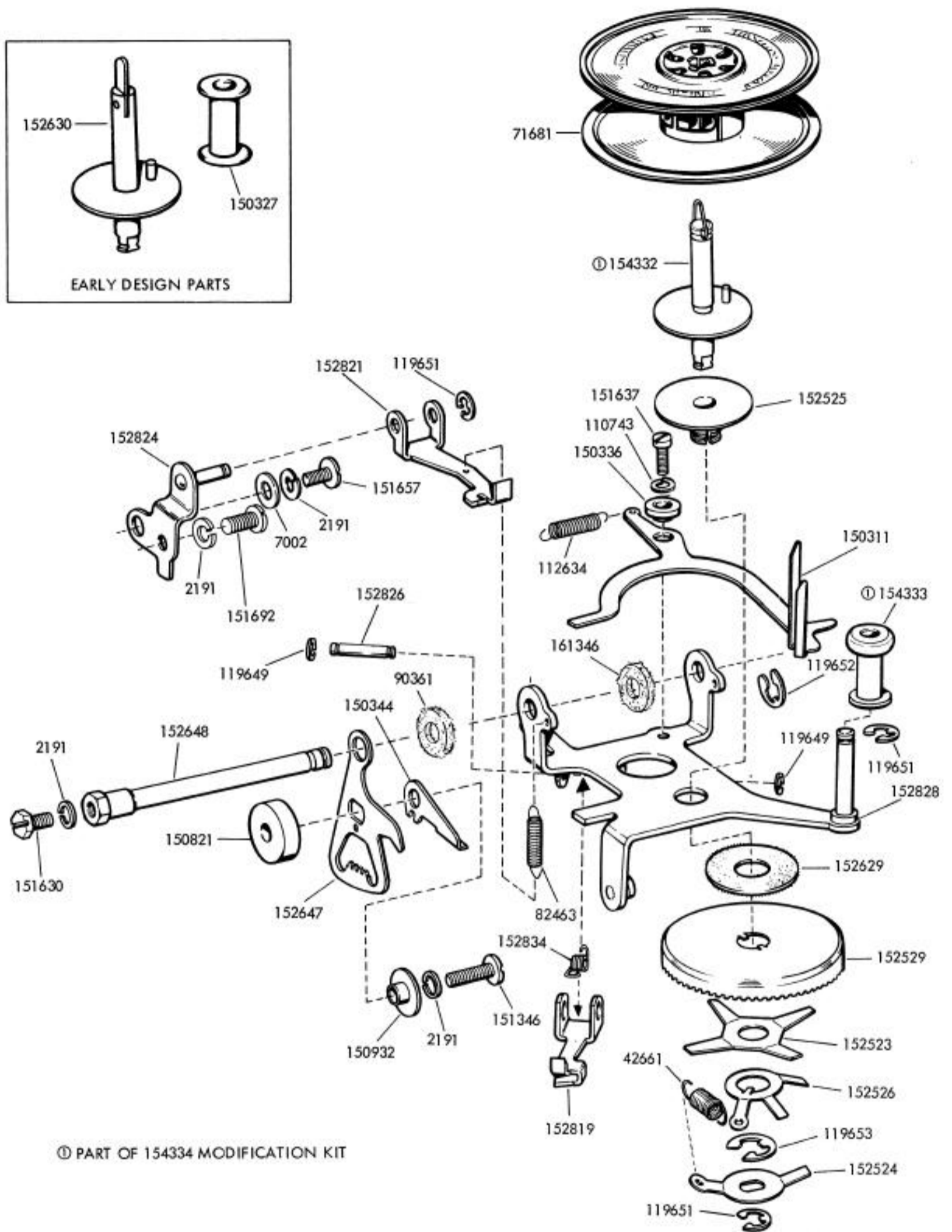


FIGURE 44. RIGHT RIBBON FEED MECHANISM

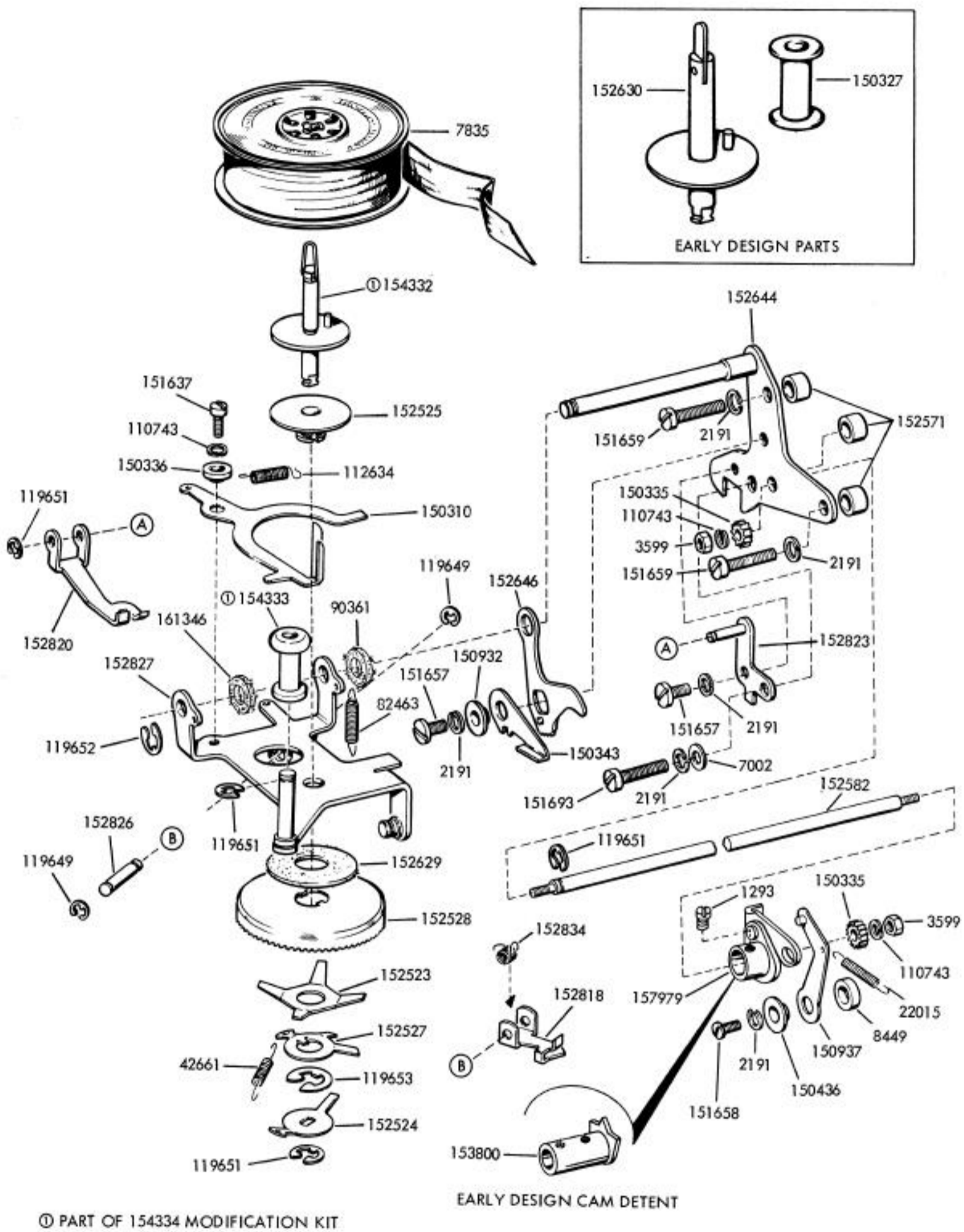
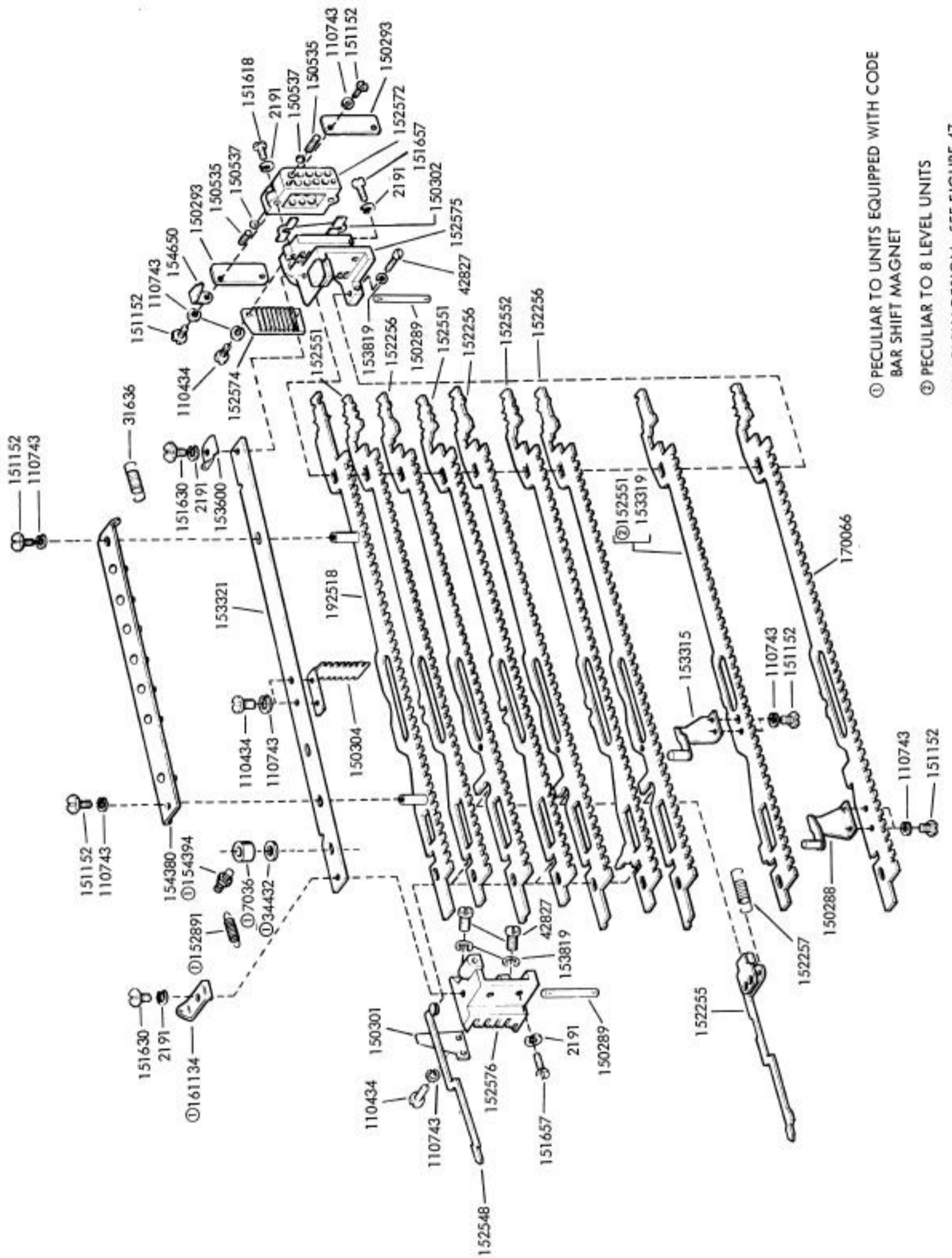
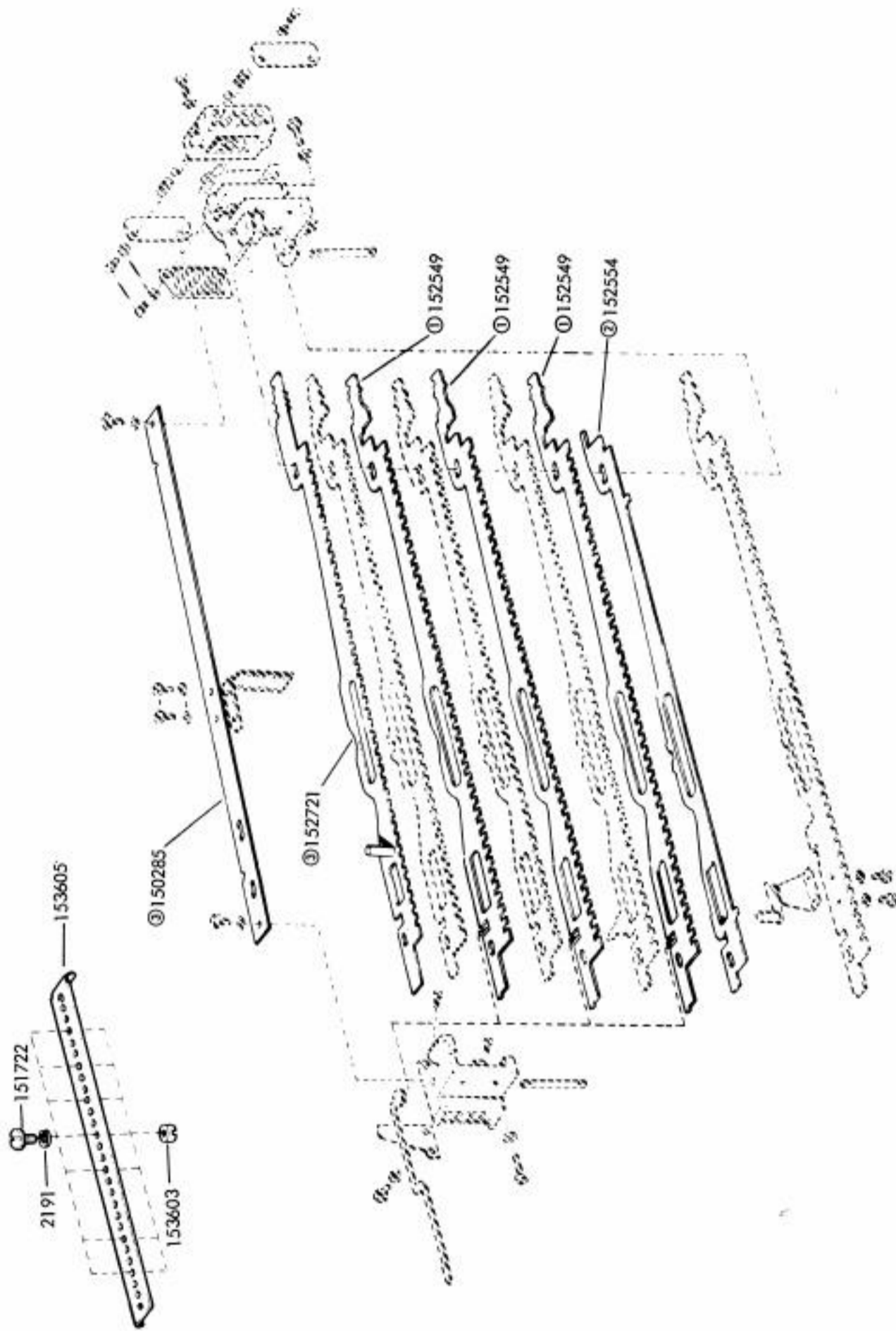


FIGURE 45. LEFT RIBBON FEED MECHANISM



- ① PECULIAR TO UNITS EQUIPPED WITH CODE BAR SHIFT MAGNET
- ② PECULIAR TO 8 LEVEL UNITS FOR EARLY DESIGN, SEE FIGURE 47

FIGURE 46. CODE BAR MECHANISM



- ① PECULIAR TO UNITS WITH SERIAL NUMBERS 8699 AND LOWER
- ② SEE NOTE 27 ON PAGE 110
- ③ SEE NOTE 28 ON PAGE 110

EARLY DESIGN PARTS

FIGURE 47. CODE BAR MECHANISM

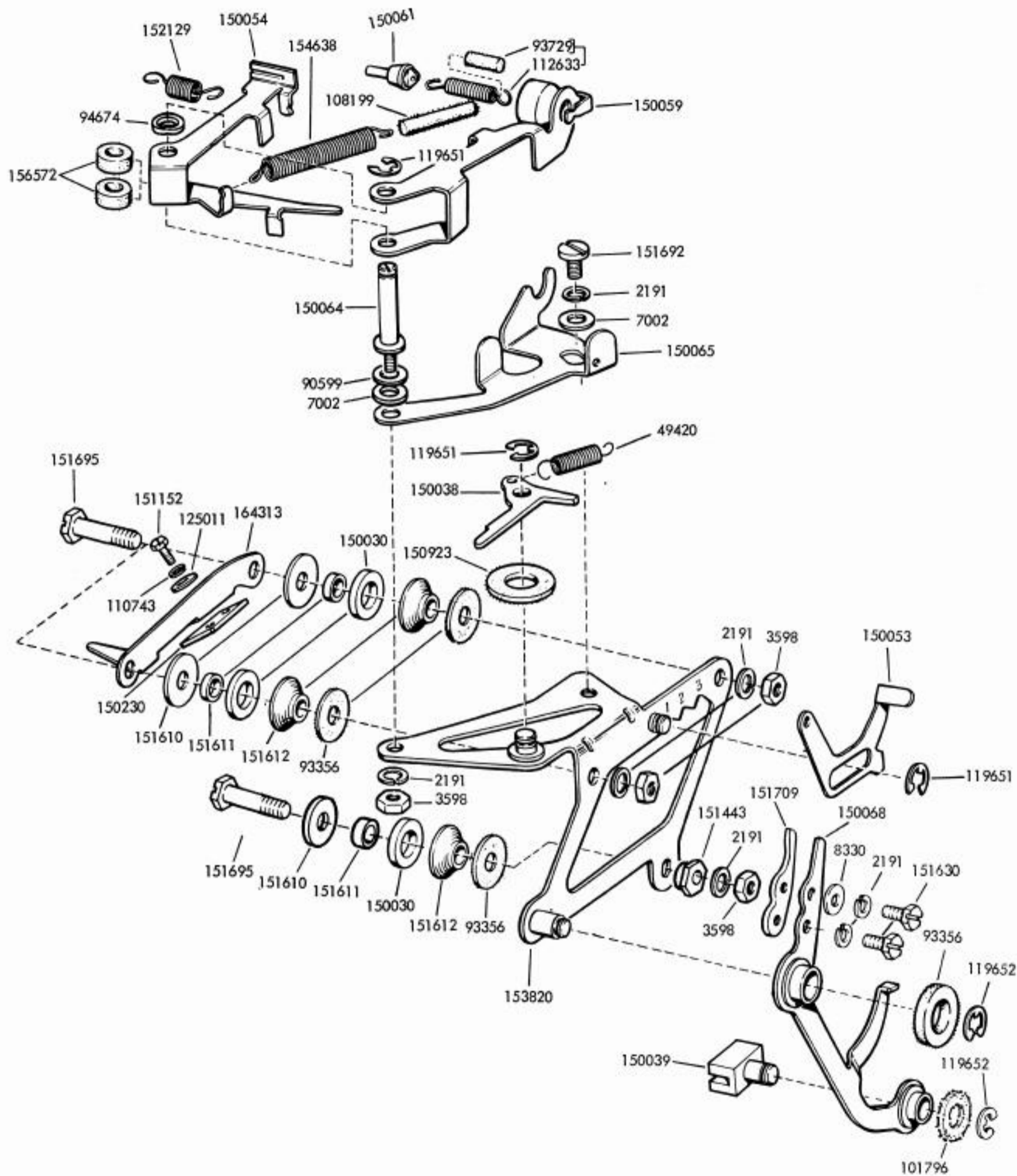
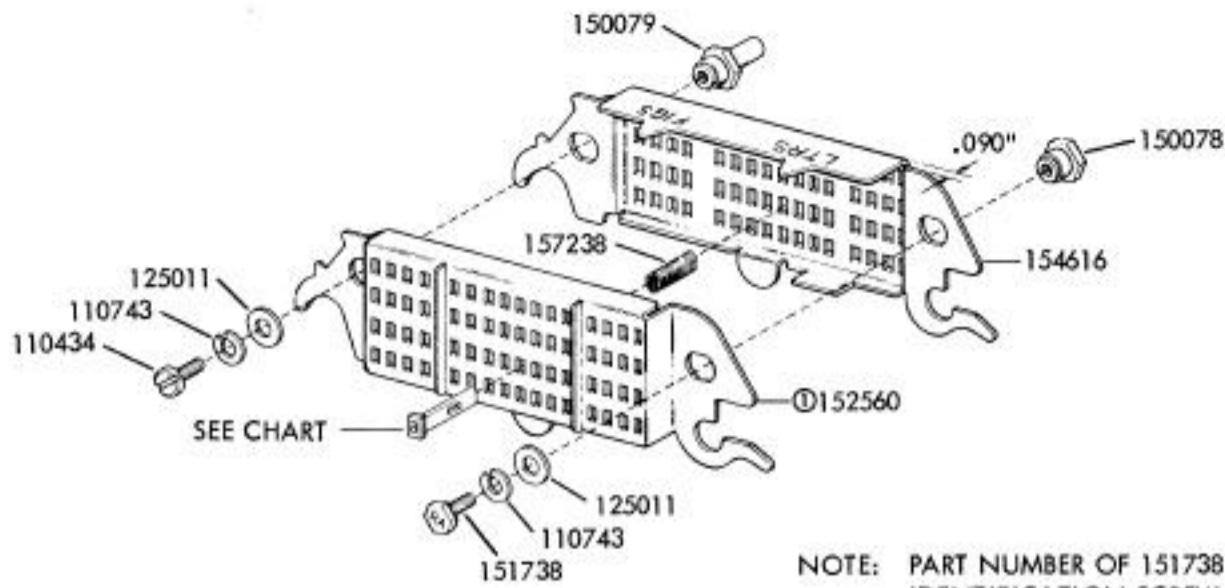


FIGURE 48. 150036 PRINTING CARRIAGE ASSEMBLY



NOTE: PART NUMBER OF 151738 IDENTIFICATION SCREW TO INCLUDE TWO LETTER SUFFIX OF TYPE BOX ARRANGEMENT.

MURRAY STYLE PALLETS

PALLET	NUMBER	PALLET	NUMBER
A	157600	S	157618
B	157601	T	157619
C	157602	U	157620
D	157603	V	157621
E	157604	W	157622
F	157605	X	157623
G	157606	Y	157624
H	157607	Z	157625
I	157608	1	157626
J	157609	2	157627
K	157610	3	157628
L	157611	4	157629
M	157612	5	157630
N	157613	6	157631
O	157614	7	157632
P	157615	8	157633
Q	157616	9	157634
R	157617	-	157642

THE ABOVE PALLETS ARE COMMON TO ALL MURRAY STYLE ARRANGEMENTS

① SEE NOTE 29 ON PAGE 110

SEE FIGURES 51, 52 AND 53 FOR PALLET ARRANGEMENTS

FOR EARLY DESIGN, SEE FIGURE 50

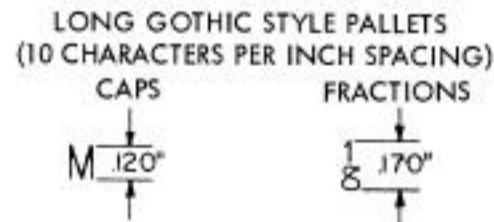
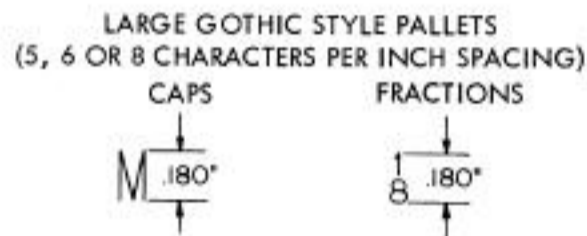
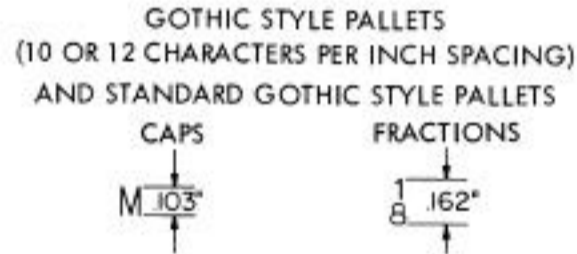
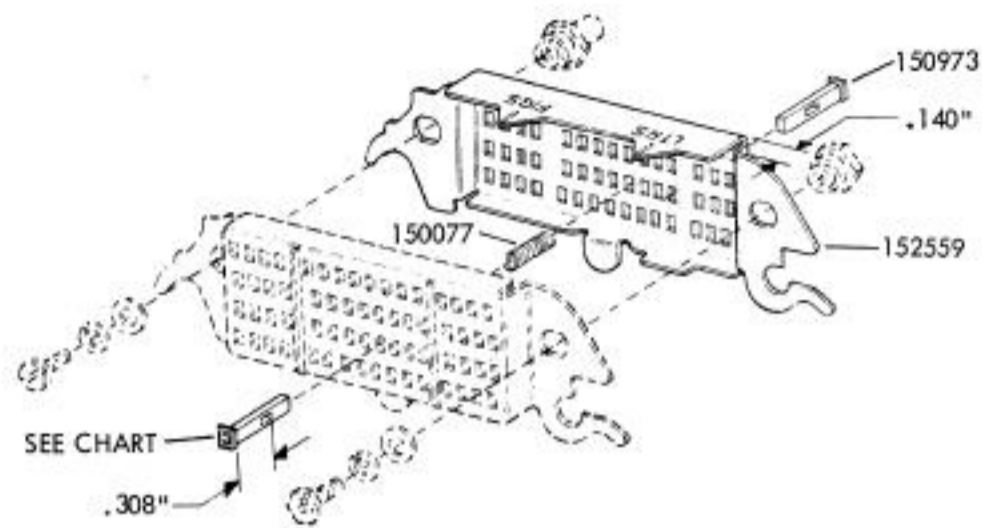


FIGURE 49. TYPE BOX AND PALLETS



MURRAY STYLE PALLETS

PALLET NUMBER	PALLET NUMBER	PALLET NUMBER	PALLET NUMBER
A 150100	X 150123	1 150146	↘ 151947
B 150101	Y 150124	& 150147	↙ 151948
C 150102	Z 150125	; 150148	+ 151949
D 150103	1 150126	/ 150149	○ 151950
E 150104	2 150127	▼ 150150	⊙ 151951
F 150105	3 150128	1 150151	⊕ 151952
G 150106	4 150129	4 150152	⊗ 151953
H 150107	5 150130	3 150153	x 154536
I 150108	6 150131	2 150154	ñ 154537
J 150109	7 150132	5 150155	∩ 154538
K 150110	8 150133	4 150156	Δ 154539
L 150111	9 150134	7 150157	⊞ 154540
M 150112	- 150143	† 150158	□ 154541
N 150113	. 150135	# 150159	⊞ 154542
O 150114	, 150136	% 150160	⊞ 154543
P 150115	" 150137	∞ 150161	∧ 154544
Q 150116	(150138	* 150162	∨ 154545
R 150117	? 150139	← 151941	⊖ 154546
S 150118	∅ 150140	→ 151942	@ 154547
T 150119) 150141	↓ 151943	∥ 154548
U 150120	≠ 150142	↑ 151944	• 154549
V 150121	\$ 150144	↖ 151945	BLANK 150973
W 150122	:	↗ 151946	

SEE NOTE 30 ON PAGE 110

EARLY DESIGN PARTS

FIGURE 50. TYPE BOX AND PALLETS

***GOTHIC STYLE PALLETS
(12-TO-INCH SPACING)**

PALLET	NUMBER	53705 "ED"	53706 "XE"	53707 "XF"	61362 "RF"	61363 "XF"	61364 "XT"	61365 "XV"	62056 "XZ"	179037 "YV"
%	155467	X	X		X	X	X		X	X
\$	155468	X	X	X	X	X	X		X	X
%	155470			X					X	
-	155471	X	X	X	X					
+	155472	X	X	X	X					
#	155473	X	X	X	X				X	X
+	155474	X		X	X					
8	155475	X		X	X					
-	155476	X		X	X					
8	155477	X		X	X					
+	155478	X		X	X					
+	155479							X		
+		M	M	M	M			M	M	
+		M	M	M	M	M		M	M	
+		M		M	M			M	M	
+		M	M	M				M	M	
+		M	M	M				M	M	
+		M		M				M	M	
+		M	M	M				M	M	
+		M		M				M	M	
←	161366							X		
→	161367							X		
↓	161368							X		
↑	161369							X		
↖	161370							X		
↗	161371							X		
↘	161372							X		
↙	161373							X		
○	161374							X		
⊙	161375							X		
⊕	161376							X		
⊗	161377							X		
#	155483									X

M= REFER TO MURRAY
TYPEPALLET CHART

*** LARGE GOTHIC
STYLE PALLETS**

PALLET	NUMBER	54443 "TV"	63518 "WK"	60755 "XM"	60999 "XP"	61329 "XQ"	61081 "XO"	64218 "XU"	64348 "XV"
8	157764	X	X					X	
+	157766	X	X	X	X	X	X	X	X
**	157767	X	X	X	X	X	X	X	X
+	157768	X	X					X	X
+	157769	X	X					X	X
+	157770	X	X					X	X
-	157771	X	X	X	X	X	X	X	X
?	157773	X	X					X	X
l	157774	X	X					X	X
l	157775	X	X					X	X
l	157776	X	X					X	X
#	157779		X	X	X			X	X
8	157823		X	X					
+	157824		X	X					
+	157825		X	X					
+	157826		X	X					
+	157827		X	X					
+	157828		X	X					
+	157829		X	X					
+	163308							X	X
+	163309							X	X
+	163310							X	X
+	163311							X	X
+	163312							X	X
+	163313							X	X
+	163314							X	X

THE PALLETS LISTED BELOW ARE COMMON
TO ALL GOTHIC STYLE ARRANGEMENTS
(12-TO-INCH SPACING)

PALLET	NUMBER	PALLET	NUMBER
A	155432	T	155451
B	155433	U	155452
C	155434	V	155453
D	155435	W	155454
E	155436	X	155455
F	155437	Y	155456
G	155438	Z	155457
H	155439	1	155458
I	155440	2	155459
J	155441	3	155460
K	155442	4	155461
L	155443	5	155462
M	155444	6	155463
N	155445	7	155464
O	155446	8	155465
P	155447	9	155466
Q	155448	/	155469
R	155449	.	157636
S	155450	-	157642

* USED WITH 154792 MOD. KIT
(SEE FIGURE 96)

THE PALLETS LISTED BELOW ARE COMMON
TO ALL LARGE GOTHIC STYLE
ARRANGEMENTS

PALLET	NUMBER	PALLET	NUMBER
A	157729	U	157749
B	157730	V	157750
C	157731	W	157751
D	157732	X	157752
E	157733	Y	157753
F	157734	Z	157754
G	157735	1	157755
H	157736	2	157756
I	157737	3	157757
J	157738	4	157758
K	157739	5	157759
L	157740	6	157760
M	157741	7	157761
N	157742	8	157762
O	157743	9	157763
P	157744	.	157765
Q	157745	/	157772
R	157746	\$	157777
S	157747	&	157778
T	157748		

* USED WITH 154755, 159395 OR 163292
MOD. KIT (SEE FIGURES 93, 94 AND 95)

FIGURE 52. TYPEPALLET CHARTS

LONG GOTHIC STYLE PALLETS								
PALLET	NUMBER	155693 "MP"	155709 "BA"	162038 "WA"	194035 "AC"	194027 "AD"	194929 "AE"	195461 "AH"
:	155654	X	X					X
!	155657	X	X					X
;	155658	X	X					X
4	155660	X						
⊕	155661	X						
⊖	155662	X						
→	155663	X						
*	155664	X						
=	155665	X						
\$	155667	X	X					
?	155668	X						X
!	155669	X						
~	155670	X						
+	155671	X						X
*	155672	X	X	X	X	X	X	X
**	155673	X	X	X				
y	155885		X					
z	155886		X					
+	155887		X					
;	155888		X					
!	155889		X					
y	155890		X					
z	155891		X					
-	155655	X	X	X				X
⊕	155884			X				
⊖	155885							X
+	194018			X	X			
+	194019		X	X	X			
=	194020			X				M
=	194021				X			
4	194035		X	X	M			
7	194036		X	X	M			
↓	194037		X		M			
↓	194038			X	M			
↔	194039			X	M			
7					M			
∨					M			
○					M			
⊕					M			
⊖					M			
□					M			
⊖					M			
⊕					M			
⊖					M			
⊕	195486							X
⊖	195487							X
⊕	195488							X

M* REFER TO MURRAY TYPEPALLET CHART

THE PALLETS LISTED BELOW ARE COMMON TO ALL LONG GOTHIC STYLE ARRANGEMENTS

PALLET	NUMBER	PALLET	NUMBER
A	155618	U	155638
B	155619	V	155639
C	155620	W	155640
D	155621	X	155641
E	155622	Y	155642
F	155623	Z	155643
G	155624	1	155644
H	155625	2	155645
I	155626	3	155646
J	155627	4	155647
K	155628	5	155648
L	155629	6	155649
M	155630	7	155650
N	155631	8	155651
O	155632	9	155652
P	155633	*	155653
Q	155634		
R	155635	/	155656
S	155636	#	155659
T	155637	3	155666

STANDARD GOTHIC STYLE PALLETS				
PALLET	NUMBER	178832 "YL"	193803 "AB"	195009 "AF"
-		M	M	N
.		M	M	
"		M	M	
+		N	M	M
!		N		
:		M	M	
;		M	M	M
4		M	M	M
?		M	M	
!		N	M	M
(N	M	M
!		N		
\$		N	M	
3		N		
*		M	M	
+		M		
=		M		
⊕		M		
⊖		M		
⊖		M		
⊖		M		
⊖		M		
A	159787			

M* REFER TO MURRAY TYPEPALLET CHART

THE PALLETS LISTED BELOW ARE COMMON TO ALL STANDARD GOTHIC STYLE ARRANGEMENTS

PALLET	NUMBER	PALLET	NUMBER
A	159752	S	159770
B	159753	T	159771
C	159754	U	159772
D	159755	V	159773
E	159756	W	159774
F	159757	X	159775
G	159758	Y	159776
H	159759	Z	159777
I	159760	1	159778
J	159761	2	159779
K	159762	3	159780
L	159763	4	159781
M	159764	5	159782
N	159765	6	159783
O	159766	7	159784
P	159767	8	159785
Q	159768	9	159786
R	159769		

FIGURE 53. TYPEPALLET CHARTS

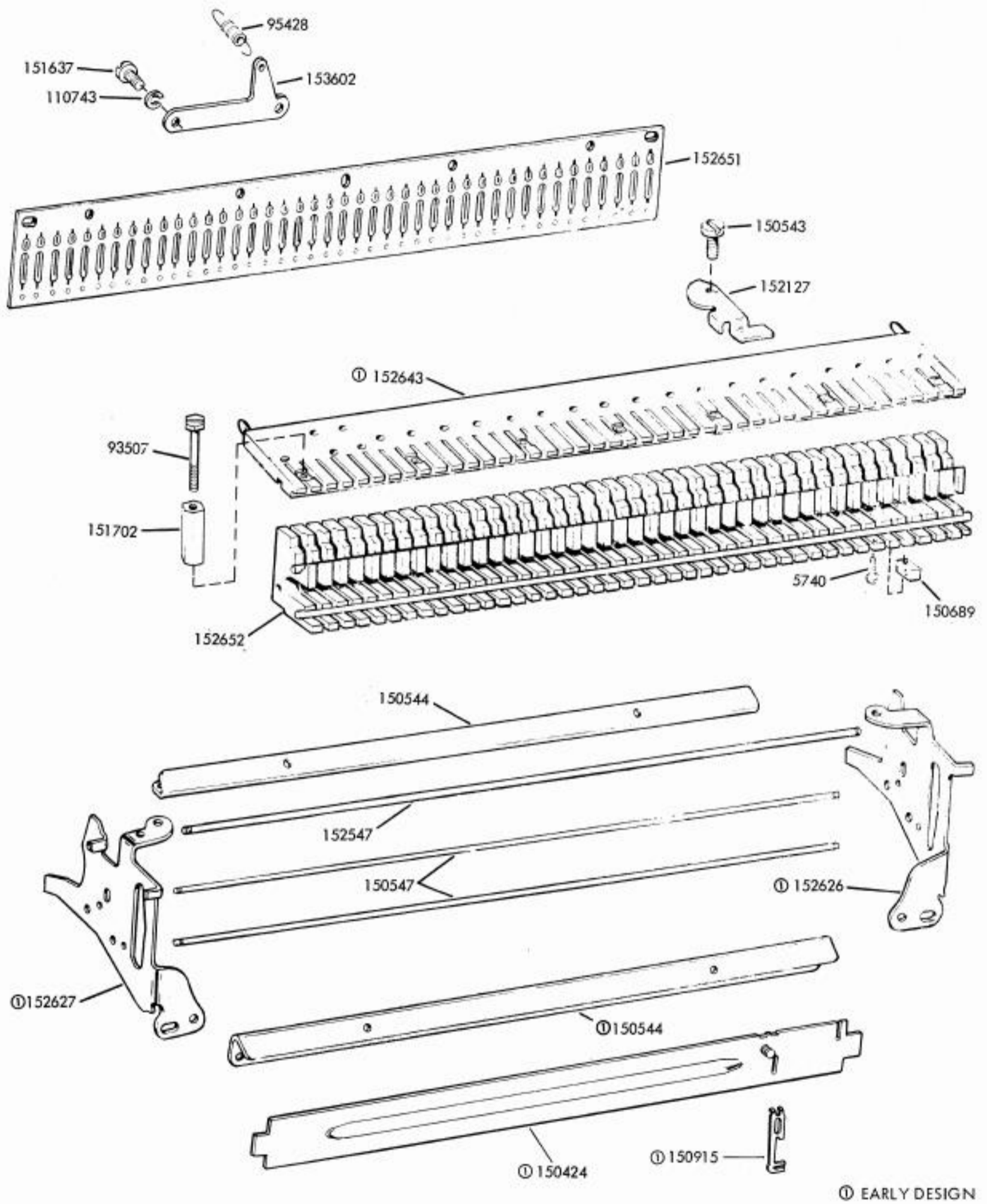
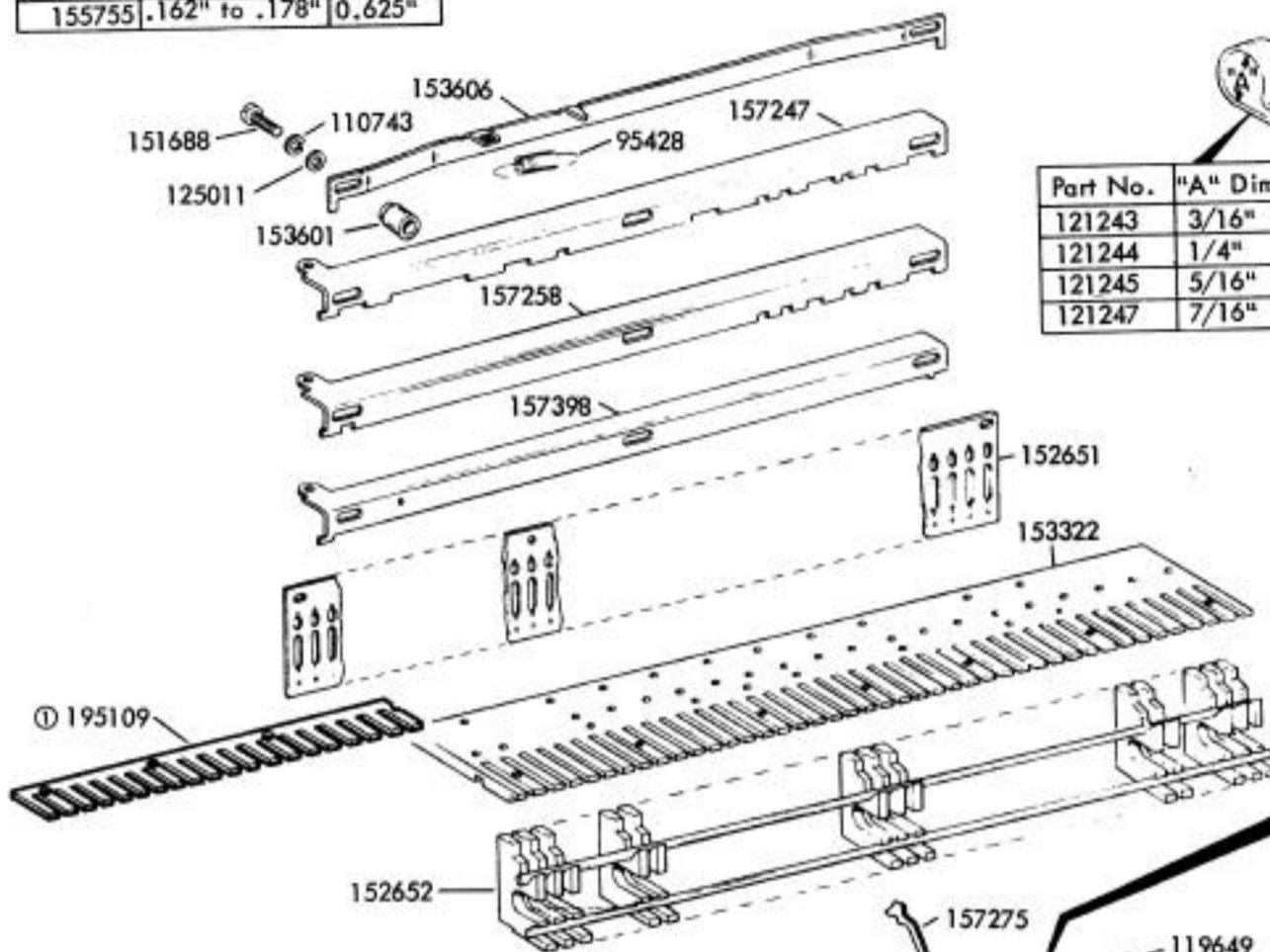
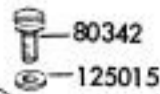


FIGURE 54. STUNT BOX - MAJOR COMPONENTS

Part No.	"A" Dim.	"B" Dim.
155750	.091" to .101"	0.500"
155751	.114" to .124"	1.000"
155752	.057" to .067"	0.375"
155753	.114" to .124"	0.500"
155754	.057" to .067"	0.500"
155755	.162" to .178"	0.625"

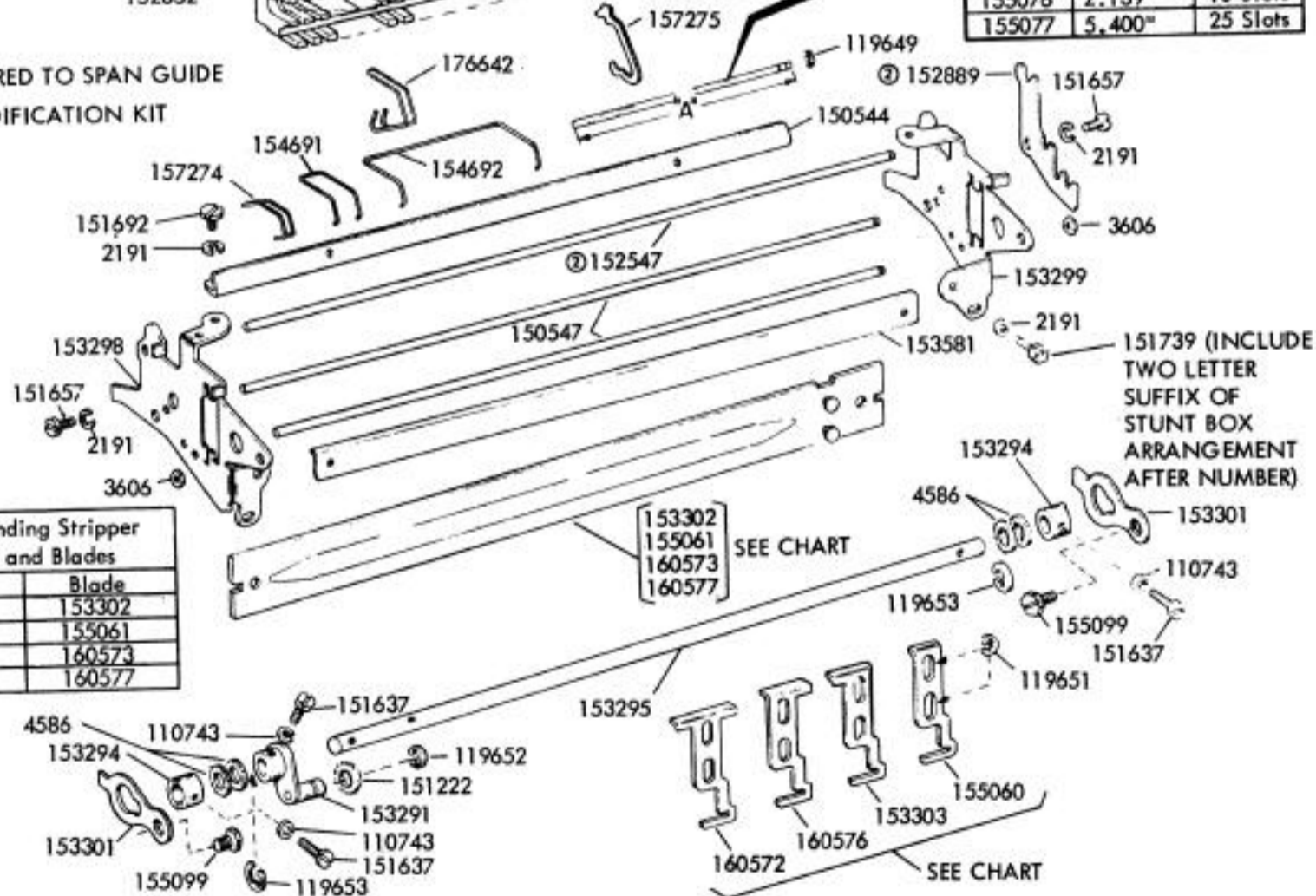


Part No.	"A" Dim.
121243	3/16"
121244	1/4"
121245	5/16"
121247	7/16"



Part No.	"A" Dim.	Span
153318	6.077"	28 Slots
153838	1.062"	5 Slots
154666	3.237"	15 Slots
154667	2.796"	13 Slots
154668	1.921"	9 Slots
154669	5.640"	26 Slots
155071	1.484"	7 Slots
155072	3.890"	18 Slots
155073	4.984"	23 Slots
155074	7.390"	34 Slots
155075	7.828"	36 Slots
155076	2.139"	10 Slots
155077	5.400"	25 Slots

① TWO REQUIRED TO SPAN GUIDE
 ② 195266 MODIFICATION KIT



Corresponding Stripper Slides and Blades	
Slide	Blade
153303	153302
155060	155061
160572	160573
160576	160577

153302
155061
160573
160577
SEE CHART

153294
4586
119653
155099
151637
119651
153301
110743

153295
160572
160576
153303
155060
SEE CHART

FIGURE 55. STUNT BOX - MAJOR COMPONENTS

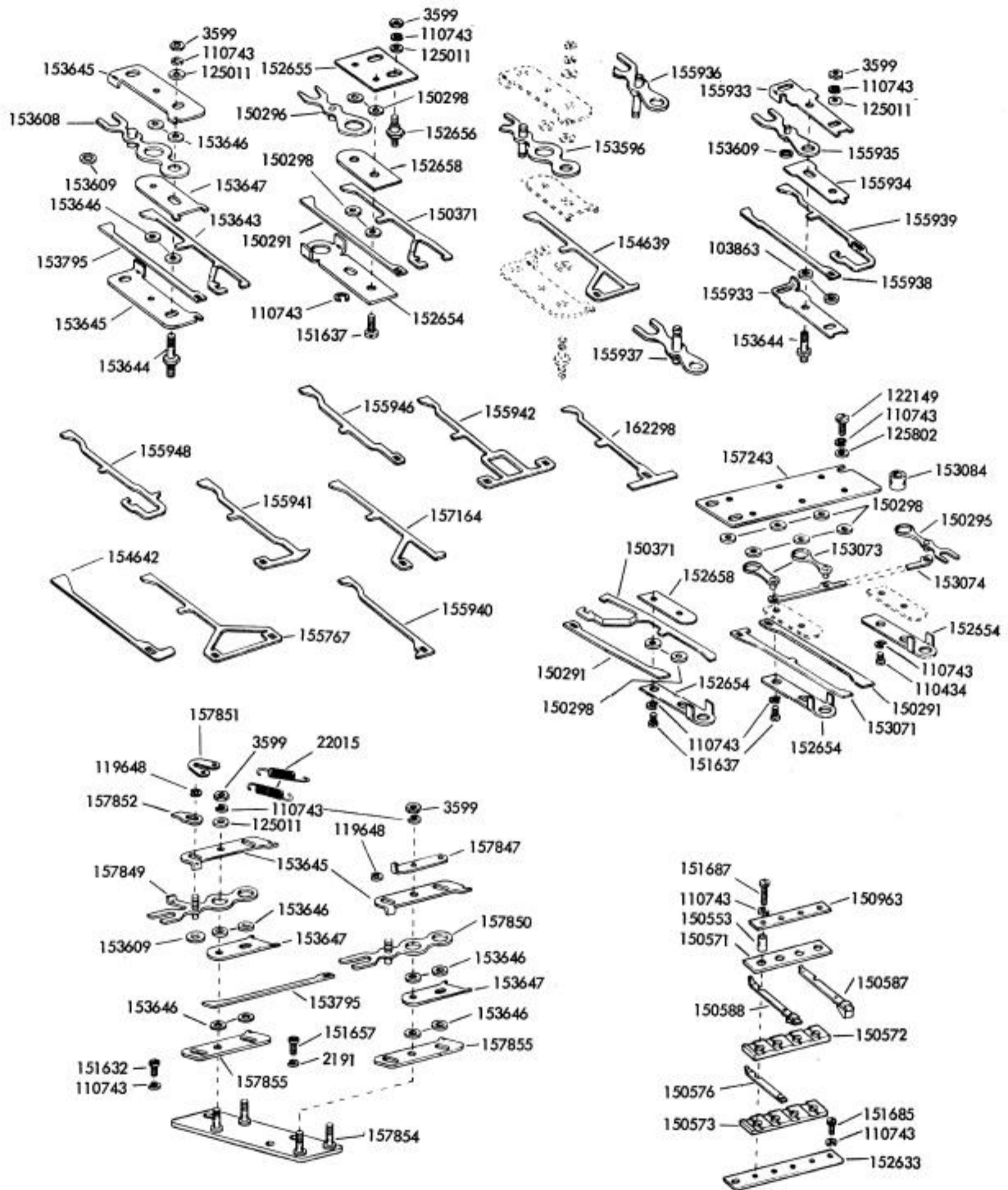
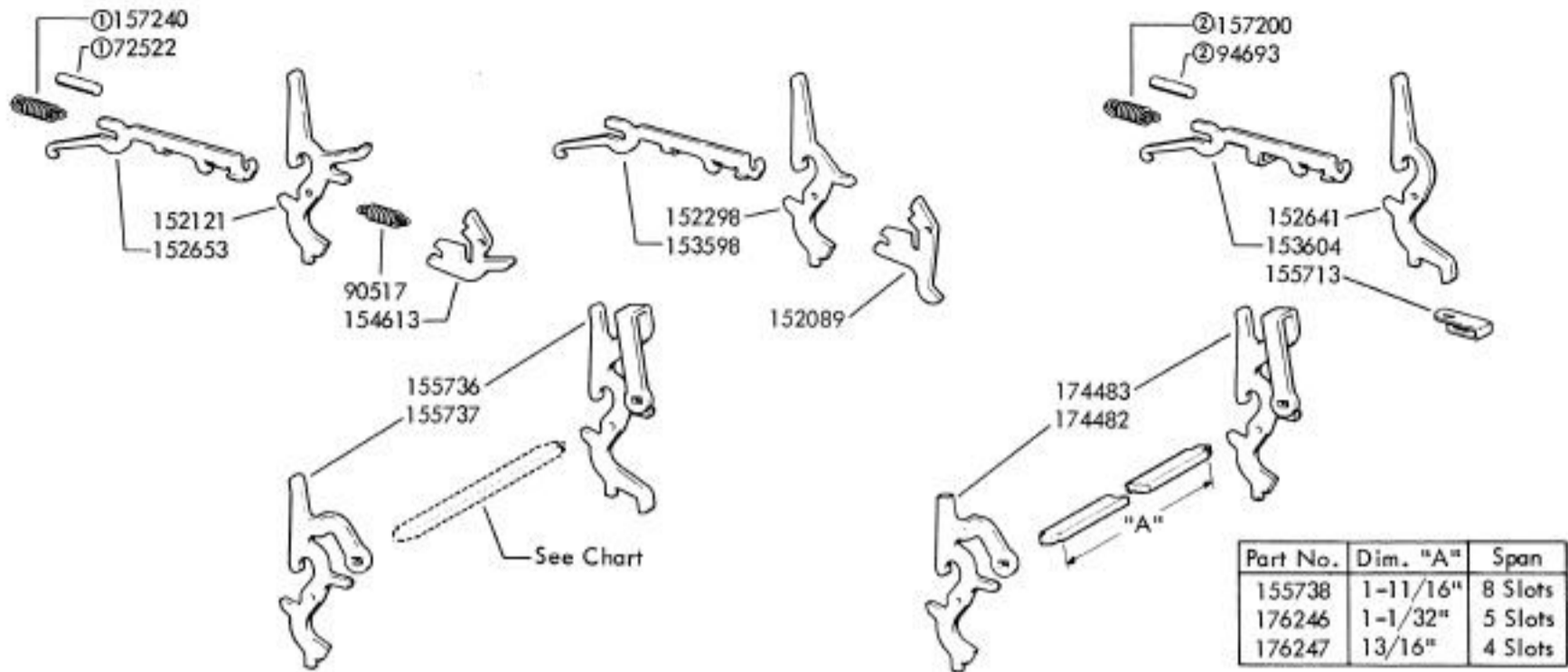


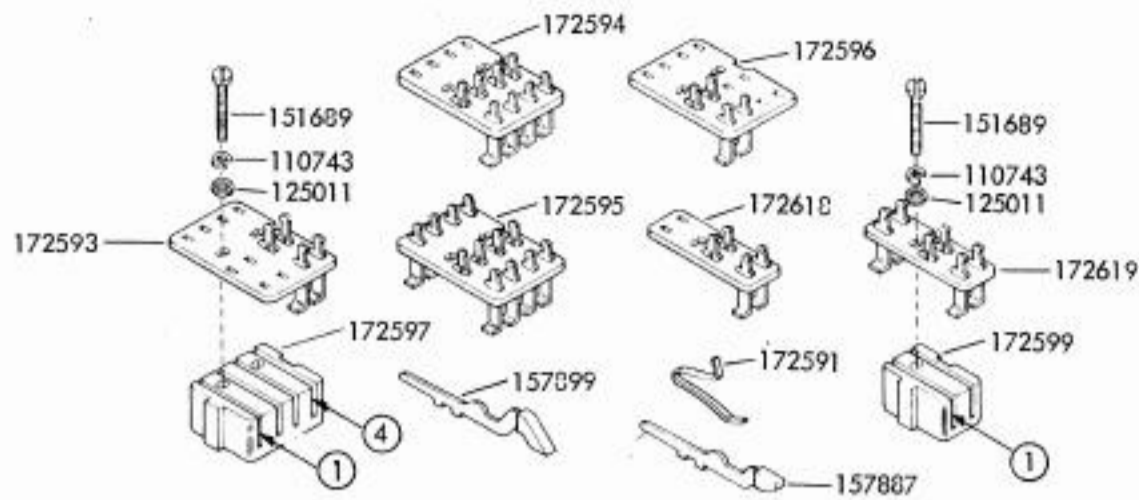
FIGURE 56. SHIFT MECHANISM COMPONENTS



Part No.	Dim. "A"	Span
155738	1-11/16"	8 Slots
176246	1-1/32"	5 Slots
176247	13/16"	4 Slots

①Used on Units Equipped with One-Stop and Three-Stop Clutches
 ②Used on Units Equipped with Two-Stop Clutches

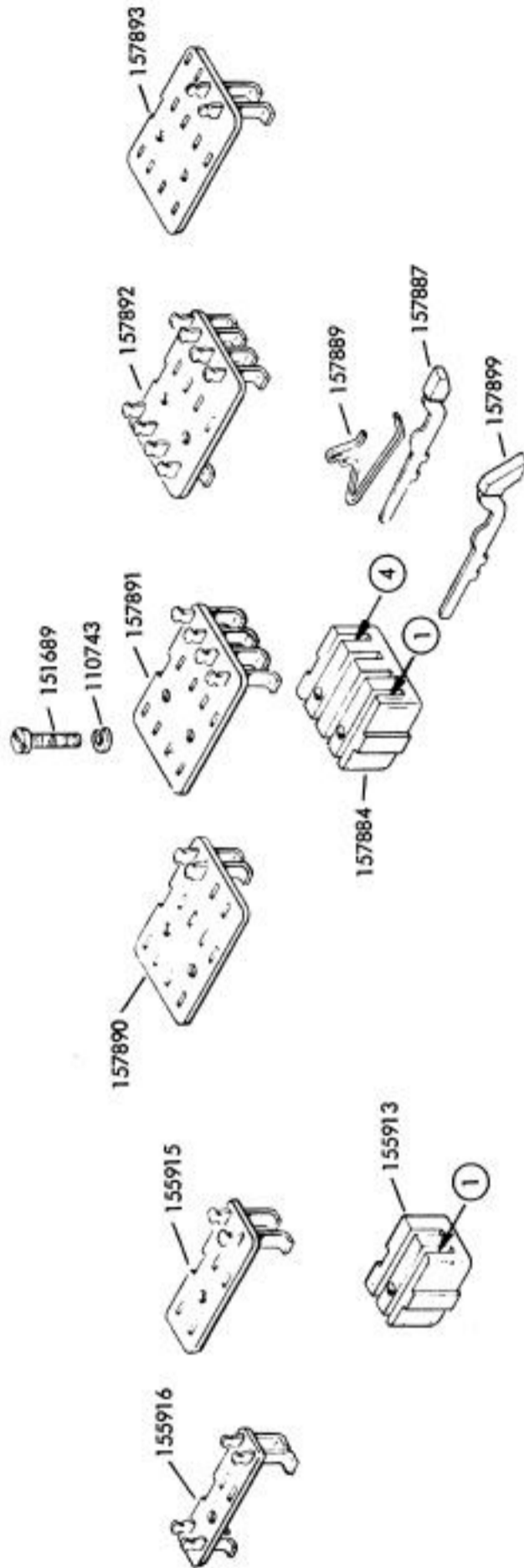
FIGURE 57. FUNCTION LEVERS



SWITCH ASSEMBLY NO.	CONTACT PLATE NO.	CONTACT ARM POSITION					SWITCH ASSEMBLY NO.	CONTACT PLATE NO.	CONTACT ARM POSITION			
		1	2	3	4				1	2	3	4
172500	172593			157887	157887		172546	172595	157899		157887	
172501	172593			157887			172547	172595	157887	157899	157887	
172502	172593				157887		172548	172596		157899		
172503	172594	157887	157899	157899	157887		172549	172595				157887
172504	172594	157887					172550	172595	157899			157899
172505	172594	157899			157899		172551	172594		157887	157887	157887
172506	172594		157887				172552	172594	157899		157887	157887
172507	172594	157899					172553	172595		157887	157899	
172508	172594	157887	157899				172554	172594		157899		157899
172509	172594	157899		157899			172555	172595	157899	157887	157899	157899
172510	172594	157899		157899	157887		172556	172595	157887	157887		157887
172511	172594	157899	157899	157899	157899		172557	172594	157887		157887	157887
172512	172594	157887	157887	157899			172558	172595	157899		157887	157887
172513	172593			157899			172559	172594	157899	157887		
172514	172594	157887	157887	157887	157887		172560	172595	157899	157899	157887	157887
172515	172594	157887	157887	157887			172561	172594		157887	157899	
172516	172594		157887		157887		172562	172594			157899	
172517	172594	157899	157887	157899	157887		172563	172594	157887	157899	157887	157899
172518	172594		157887	157899	157887		172564	172594	157899	157887		157899
172519	172594	157899			157887		172565	172595	157899	157887		
172520	172594	157899		157887	157899		172566	172595		157899		
172521	172593				157899		172567	172595		157887		157899
172522	172594	157887	157899		157887		172568	172595	157887			157887
172523	172594	157899	157887	157887	157899		172569	172595		157887	157887	
172524	172594	157887			157887		172570	172595		157887		
172525	172595	157887	157887	157887	157887		172571	172594	157887	157887		157887
172526	172596		157887				172572	172593			157899	157899
172527	172595			157887								
172528	172595	157887		157887			172600	172618	157887			
172529	172595			157887	157887		172601	172618		157887		
172530	172595	157887	157887	157887			172602	172618	157887	157887		
172531	172595	157887		157887	157887		172603	172619	157887			
172532	172595	157887					172604	172619		157887		
172533	172595	157887	157887				172605	172619	157887	157887		
172534	172594		157899	157887			172606	172618	157899			
172535	172594			157899	157887		172607	172618	157899	157899		
172536	172594	157899	157887	157899			172608	172619	157899			
172538	172595		157887	157887	157887							
172539	172595		157887		157887							
172540	172594		157899	157887	157887							
172541	172594	157899	157887	157887	157887							
172542	172594	157887	157899	157887	157887							
172543	172594	157899		157887								
172544	172595		157899		157887							
172545	172595	157899		157899								

FOR EARLY DESIGN, SEE FIGURE 59

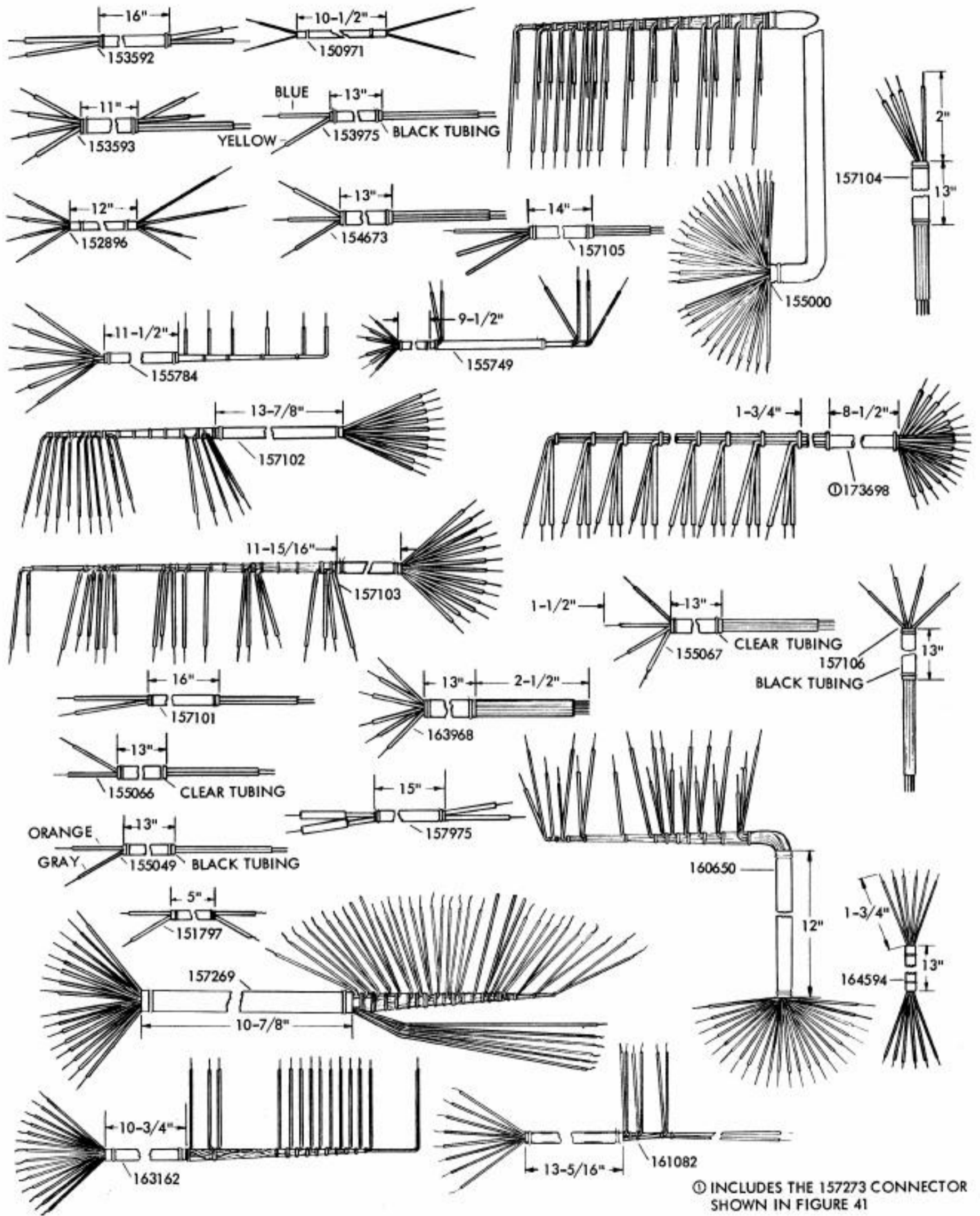
FIGURE 58. SWITCH ASSEMBLIES AND COMPONENTS



SWITCH ASSEMBLY NO.	CONTACT PLATE NO.		CONTACT ARM POSITION				SWITCH ASSEMBLY NO.	CONTACT PLATE NO.	CONTACT ARM POSITION				
	1	2	1	2	3	4			1	2	3	4	
155917	155915	157887					160192	157892	157887				
155918	155915	157887					160193	157892	157887				
155919	155915	157887					160194	157892	157887				
155920	155916	157887					160195	157891	157887				
155921	155916	157887					160196	157891	157887				
155922	155916	157887					160197	157891	157887				
155923	155915	157899					160198	157891	157887				
155924	155915	157899					160199	157892	157887				
155925	155915	157899					160200	157892	157887				
155926							160201	157891	157887				
155927							160202	157891	157887				
155928							160203	157891	157887				
155929							160204	157891	157887				
							160205	157892	157887				
							160206	157892	157887				
							160207	157892	157887				
							160208	157892	157887				
							160209	157893	157887				
							160210	157892	157887				
							160211	157892	157887				
							160212	157891	157887				
							160213	157891	157887				
							160214	157892	157887				
							160215	157891	157887				
							160216	157892	157887				
							160217	157892	157887				
							160218	157891	157887				
							160219	157892	157887				
							160220	157891	157887				
							160221	157891	157887				
							160222	157892	157887				


SEE NOTE 31 ON PAGE 111

EARLY DESIGN PARTS



Ⓢ INCLUDES THE 157273 CONNECTOR SHOWN IN FIGURE 41

FIGURE 60. CABLE ASSEMBLIES

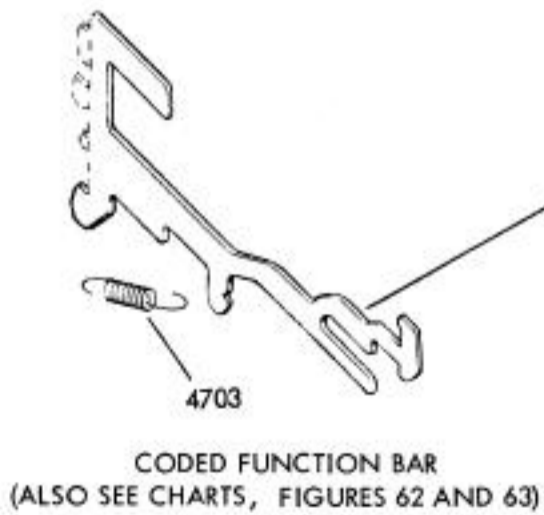


BLANK SQUARES INDICATE THE TINES THAT SHOULD BE REMOVED TO CODE THE 153440 FUNCTION BAR.

ADDITIONAL CODE BAR LEVELS AT WHICH THE FUNCTION BAR CAN BE CONTROLLED:

SUPPRESSION TINES	MARKING SPACING	NON-PRINT PRINT	} THESE TERMS APPLY ONLY TO SELECTIVE CALLING
0 TINES	MARKING SPACING	SELECT NON-SELECT	
SHIFT TINES	MARKING SPACING	UPPER CASE LOWER CASE	

NOTE: FOR REMOVING TINES,
USE 161686 TINE TOOL



- 152665 — THROUGH — 152704
- 153160 — THROUGH — 153169
- 153409 — THROUGH — 153438
- 153520 — THROUGH — 153528
- 155100 — THROUGH — 155135
- 155141 — THROUGH — 155145
- 155176 — THROUGH — 155180
- 155191 — THROUGH — 155218
- 155246 — THROUGH — 155250
- 155286 — THROUGH — 155290
- 155296 — THROUGH — 155300
- 155306 — THROUGH — 155307
- 155311 — THROUGH — 155315
- 155326 — THROUGH — 155330
- 155336 — THROUGH — 155340
- 155366 — THROUGH — 155370
- 162636 — THROUGH — 162640

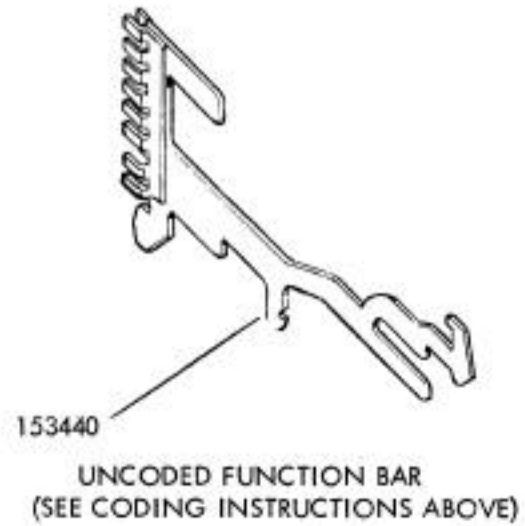


FIGURE 61. FUNCTION BARS

CONDITION OF TYPING UNIT FOR FUNCTION BAR SELECTION	NO RESTRICTIONS	UPPER CASE	LOWER CASE	SELECT	NON-SELECT	PRINT	NON-PRINT	CONDITION OF TYPING UNIT FOR FUNCTION BAR SELECTION
A	152676			155100	153409	155191		A
B	152677	153526		155101	153410	155192		B
C	152678	153520		155102	153411	155193		C
D	152679	153521		155103	153412	155194		D
E	152680	153166		155104	153413	155195		E
F	152681	153160	155326	155105	153414	155196	155286	F
G	152682	153162	155327	155106	153415	155197	155287	G
H	152683	152673	155328	155107	153416	155198	155288	H
I	152684	155249	155329	155108	153417	155199	155289	I
J	152685	152694	155330	155109	153418	155200	155290	J
K	152686	153529		155110	153419	155201		K
L	152687	153522		155111	153420	155202		L
M	152688	152674		155112	153421	155203		M
N	152689	153523		155113	153422	155204	155294	N
O	152690	153528		155114	153423	155205		O
P	152691	155250	155336	155115	153424	155206	155296	P
Q	152692	153165	155337	155116	153425	155207	155297	Q
R	152695	153167	155338	155117	153426	155208	155298	R
S	152696	152672	155339	155118	153427	155209	155299	S
T	152697	153524	153169	155119	153428	155210	155300	T
U	152698	155248	155340	155120	153429	155211		U
V	152699	153164		155121	153430	155212		V
W	152700	153163		155122	153431	155213		W
X	152701	153525		155123	153432	155214		X
Y	152702	153527		155124	153433	155215		Y
Z	152703	153161		155125	153434	155216	155306	Z
BLANK LETTERS FIGURES SPACE	152669	152693	152675	155312		155217	155307	BLANK LETTERS FIGURES SPACE
CARRIAGE-RETURN LINE FEED	152665			155313		153438		CARRIAGE-RETURN LINE FEED
ANY CHARACTER OR FUNCTION	152666							ANY CHARACTER OR FUNCTION
M & N	155129			155314	152670			M & N
M & V	152667			155128		155127		M & V
PULSE #1	152668			155315		153435	155130	PULSE #1
" #2	152704	153168		155311	152671			" #2
" #3				155132				" #3
" #4				155218				" #4
" #5								" #5
UNIV.						162636		UNIV.
						162637		
						162638		
						162639		
						162640		
						155159	155219	
POSITION OF FUNCTION BAR TINES		MARKING	SPACING	MARK-ING	SPACING	SPAC-ING	MARKING	SUPPRESSION LEVEL ZERO LEVEL SHIFT LEVEL

FIGURE 62. FUNCTION BAR CONDITION CHART

CONDITION OF TYPING UNIT FOR FUNCTION BAR SELECTION	PRINT NON-SELECT	PRINT UPPER CASE	PRINT SELECT	SELECT LOWER CASE	PRINT LOWER CASE	SELECT UPPER CASE	NON-SELECT LOWER CASE	CONDITION OF TYPING UNIT FOR FUNCTION BAR SELECTION
A								A
B								B
C								C
D								D
E								E
F	155141							F
G	155135			155133				G
H	155142							H
I	155143							I
J	155131							J
K	155144							K
L	155145							L
M								M
N								N
O								O
P					155176		155366	P
Q					155177		155367*	Q
R					155178		155368	R
S	153437				155179		155369	S
T					155180		155370	T
U								U
V								V
W								W
X								X
Y								Y
Z								Z
BLANK								BLANK
LETTERS								LETTERS
FIGURES								FIGURES
SPACE								SPACE
CARRIAGE-RETURN								CARRIAGE-RETURN
LINE FEED								LINE FEED
ANY CHARACTER OR FUNCTION M & N								ANY CHARACTER OR FUNCTION M & N
M & V								M & V
PULSE #1								PULSE #1
" 2								" 2
" 3								" 3
" 4								" 4
" 5								" 5
UNIV.								UNIV.
POSITION OF FUNCTION BAR TINES	SPACING	SPACING	SPACING	MARKING	SPACING	MARKING	SPACING	POSITION OF FUNCTION BAR TINES
SUPPRESSION LEVEL	SPACING	SPACING	SPACING	MARKING	SPACING	MARKING	SPACING	SUPPRESSION LEVEL
ZERO LEVEL	SPACING	MARKING	MARKING	SPACING	MARKING	MARKING	SPACING	ZERO LEVEL
SHIFT LEVEL	SPACING	MARKING	MARKING	SPACING	MARKING	MARKING	SPACING	SHIFT LEVEL

FIGURE 63. FUNCTION BAR CONDITION CHART

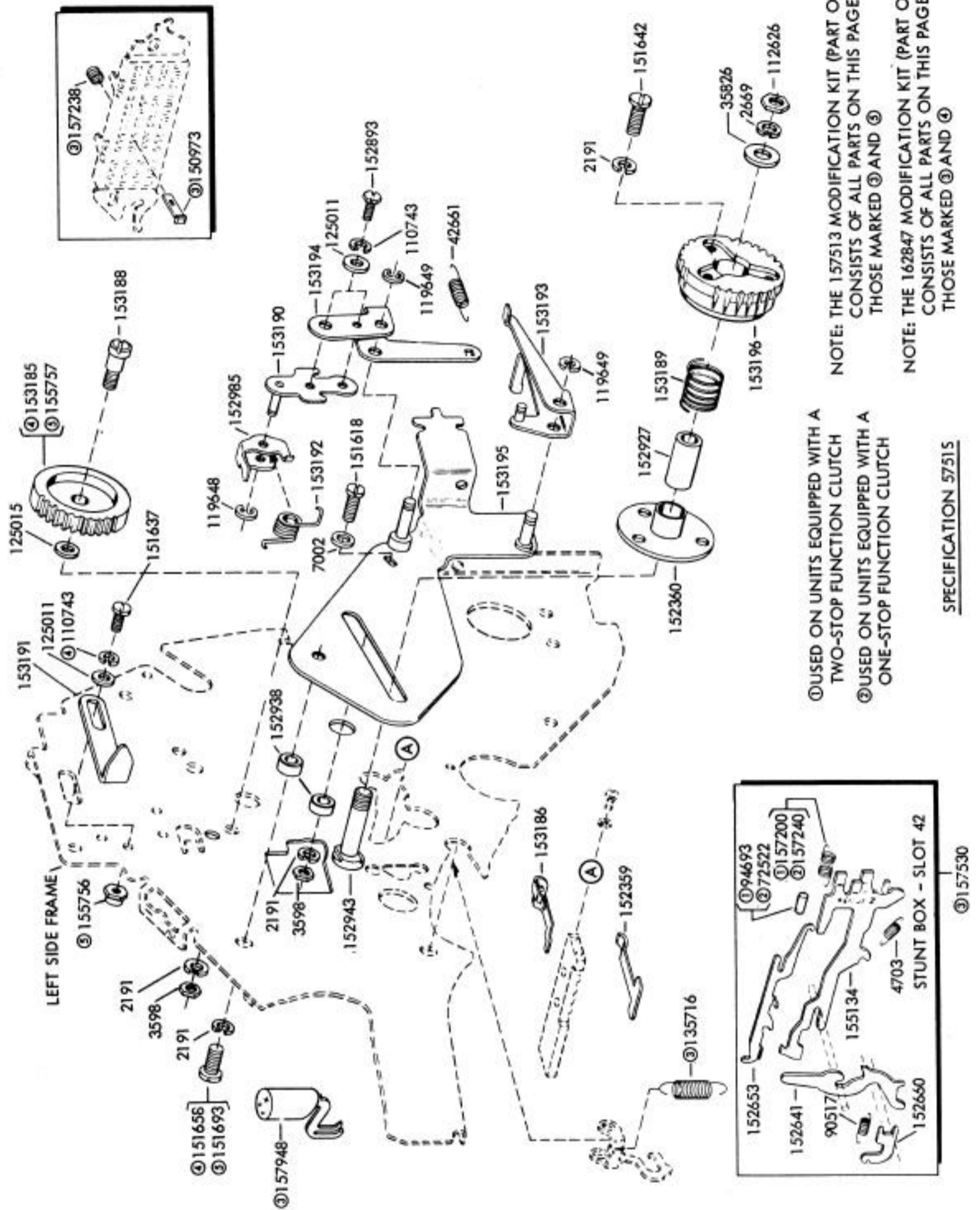


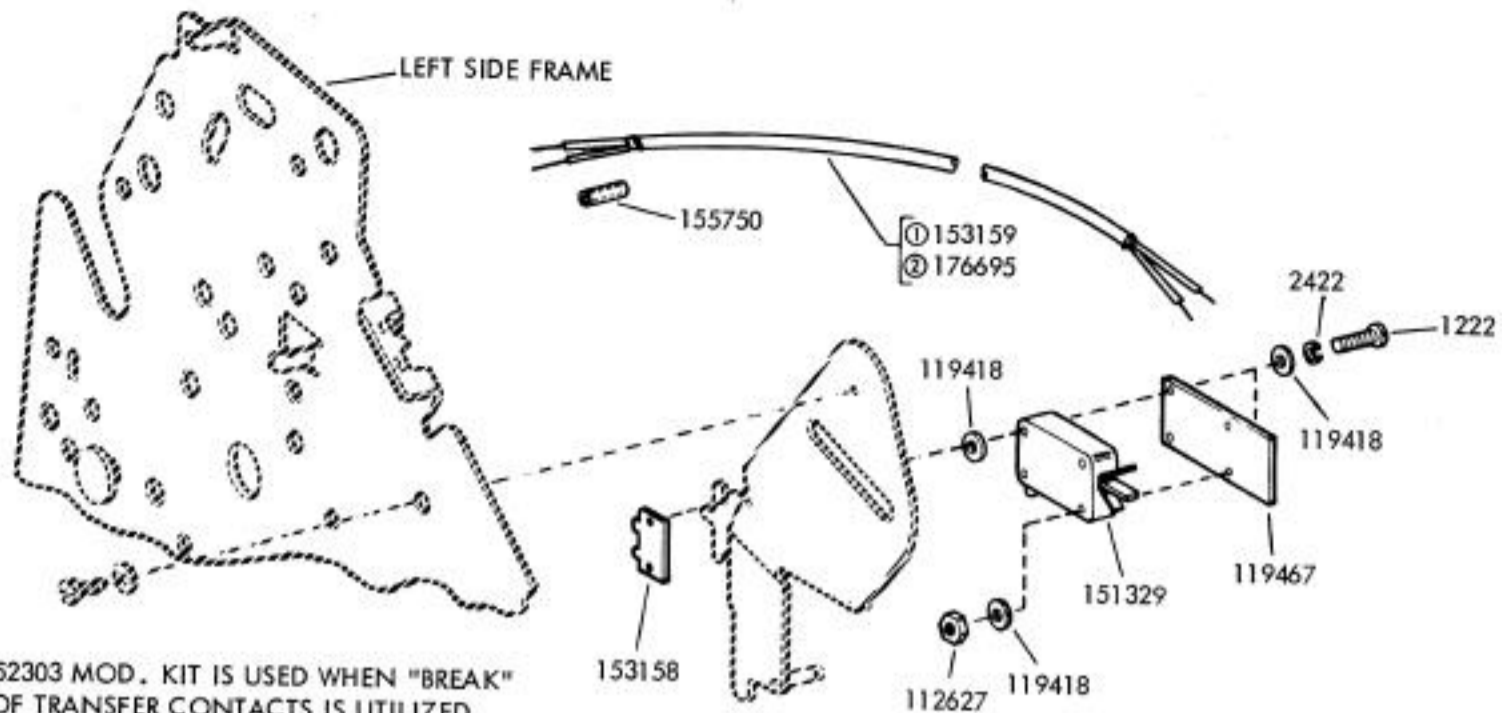
FIGURE 64. 152302 (SPROCKET FEED) AND 155763 (FRICTION FEED) MODIFICATION KITS TO PROVIDE PAGE FEED-OUT ON UPPER CASE "Z"

①USED ON UNITS EQUIPPED WITH A TWO-STOP FUNCTION CLUTCH
 ②USED ON UNITS EQUIPPED WITH A ONE-STOP FUNCTION CLUTCH

NOTE: THE 157513 MODIFICATION KIT (PART OF 152302) CONSISTS OF ALL PARTS ON THIS PAGE EXCEPT THOSE MARKED ① AND ②

NOTE: THE 162847 MODIFICATION KIT (PART OF 155763) CONSISTS OF ALL PARTS ON THIS PAGE EXCEPT THOSE MARKED ③ AND ④

SPECIFICATION 57515



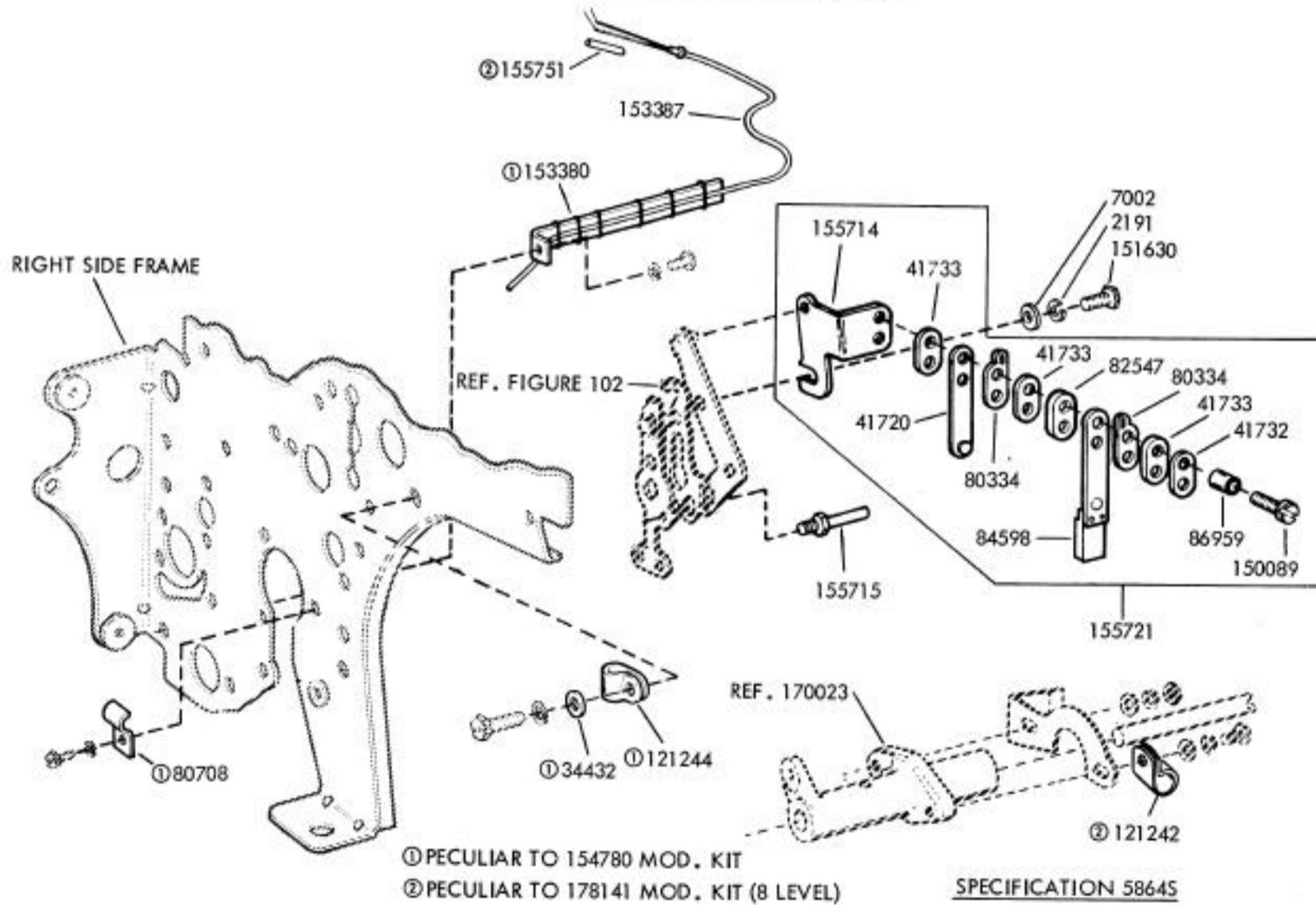
NOTE: THE 152303 MOD. KIT IS USED WHEN "BREAK" SIDE OF TRANSFER CONTACTS IS UTILIZED.

THE 176821 MOD. KIT IS USED WHEN "MAKE" SIDE OF TRANSFER CONTACTS IS UTILIZED.

① PECULIAR TO 152303 MOD. KIT
 ② PECULIAR TO 176821 MOD. KIT

SPECIFICATION 57515

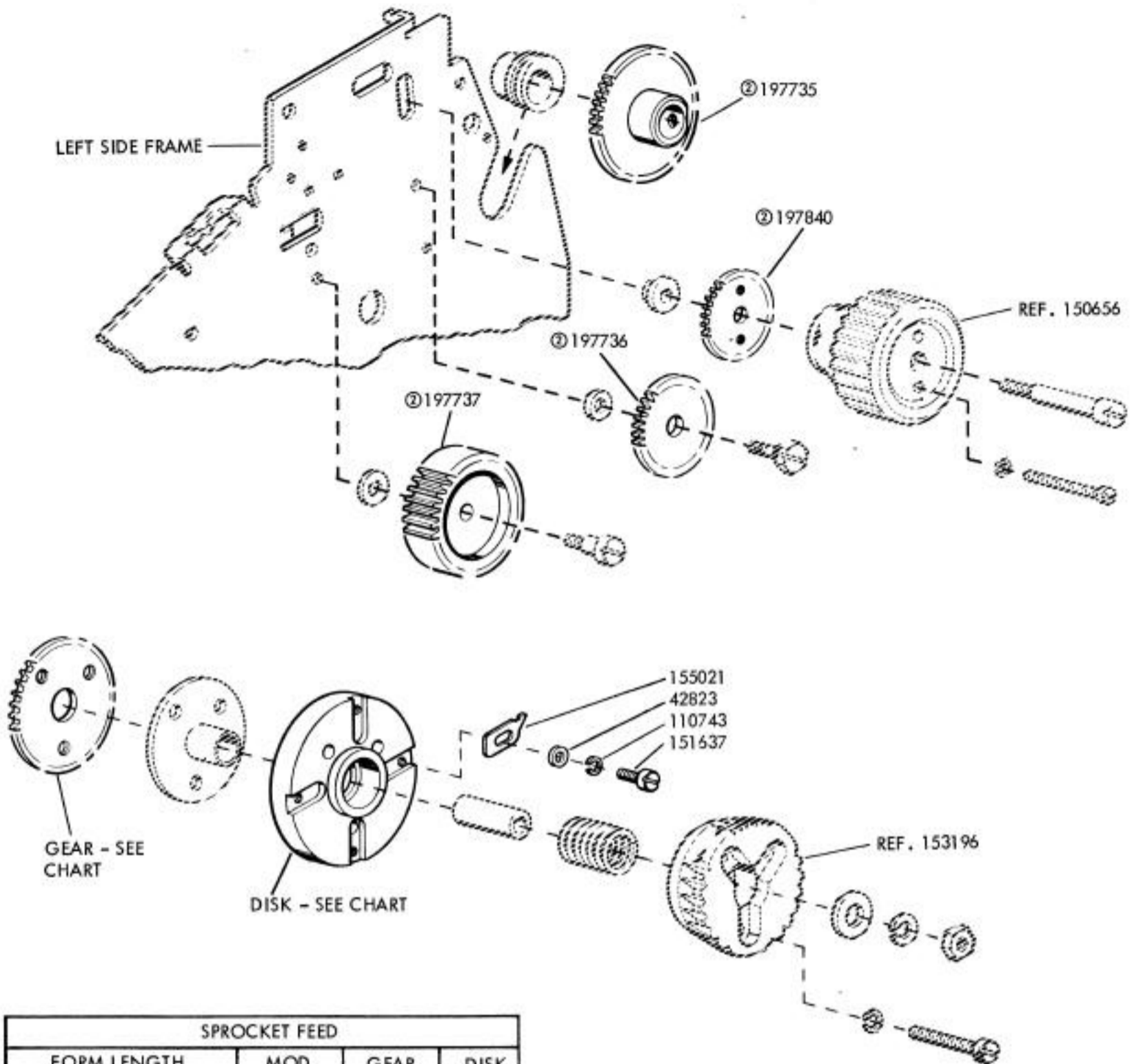
FIGURE 65. 152303 AND 176821 MODIFICATION KITS TO PROVIDE PAGE FEED-OUT TRANSMITTER CONTROL



① PECULIAR TO 154780 MOD. KIT
 ② PECULIAR TO 178141 MOD. KIT (8 LEVEL)

SPECIFICATION 58645

FIGURE 66. 154780 AND 178141 MODIFICATION KITS TO PROVIDE HORIZONTAL TABULATOR XD CONTROL



SPROCKET FEED			
FORM LENGTH IN INCHES	MOD. KIT	GEAR NO.	DISK NO.
7-1/2, 15	153927	153207	153217
3-1/2, 7, 14	153928	153206	153216
6-1/2, 13	153929	153205	153215
3, 6, 12	153930	153204	153214
5-1/2, 11	153931	153203	153213
5, 10	153932	153202	153212
9-1/2	153933	153201	153211
4-1/2, 9	153934	153200	153210
8-1/2	153935	153199	153209
2, 4, 8	153936	153198	153208
3-2/3, 7-1/3, 14-2/3	161140	161250	161260
3-1/4, 6-1/2, 13	①197847	197732	197730
4-1/4	①197848	197731	197729

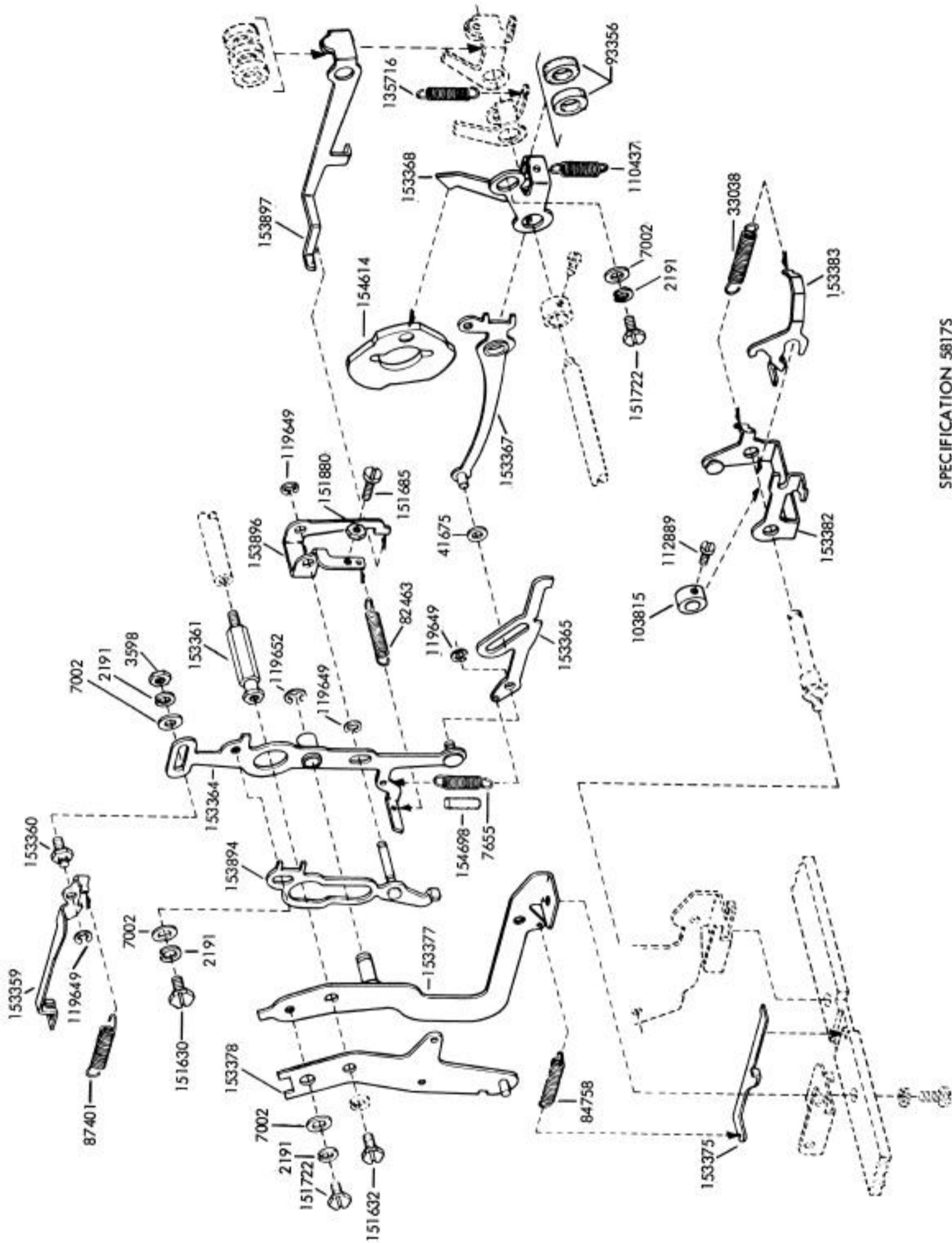
FRICTION FEED			
FORM LENGTH IN INCHES	MOD. KIT	GEAR NO.	DISK NO.
5-1/2, 11	155765	155758	153213
2, 4, 8	161767	155759	153208

① THE 197847 AND 197848 MOD. KITS CAN ONLY BE USED WITH THE 154742 MOD. KIT (4 LINES PER INCH)

② PART OF 197847 AND 197848 MOD. KITS ONLY

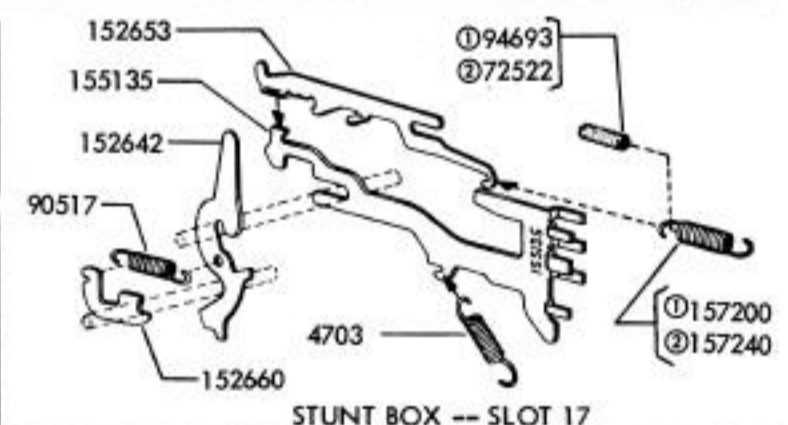
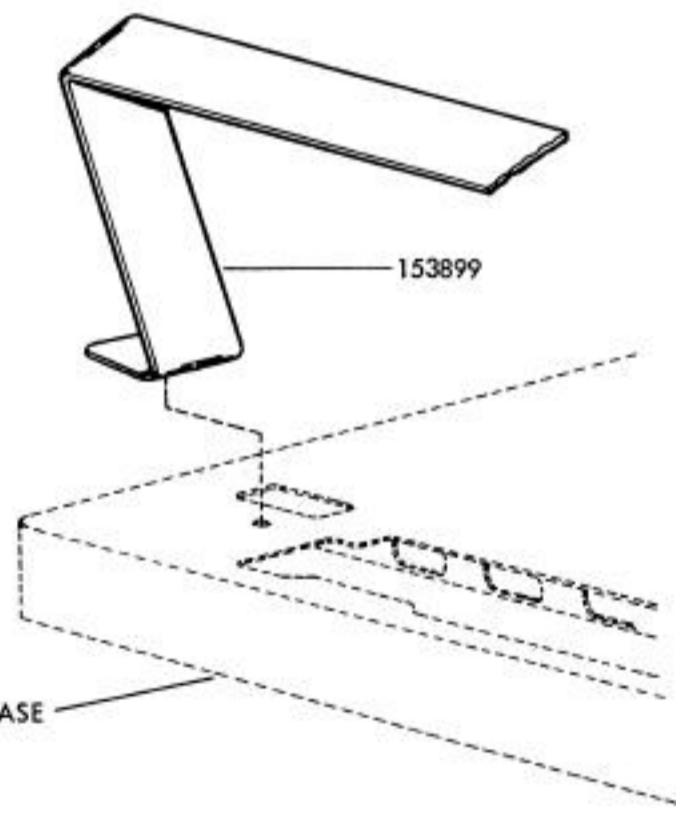
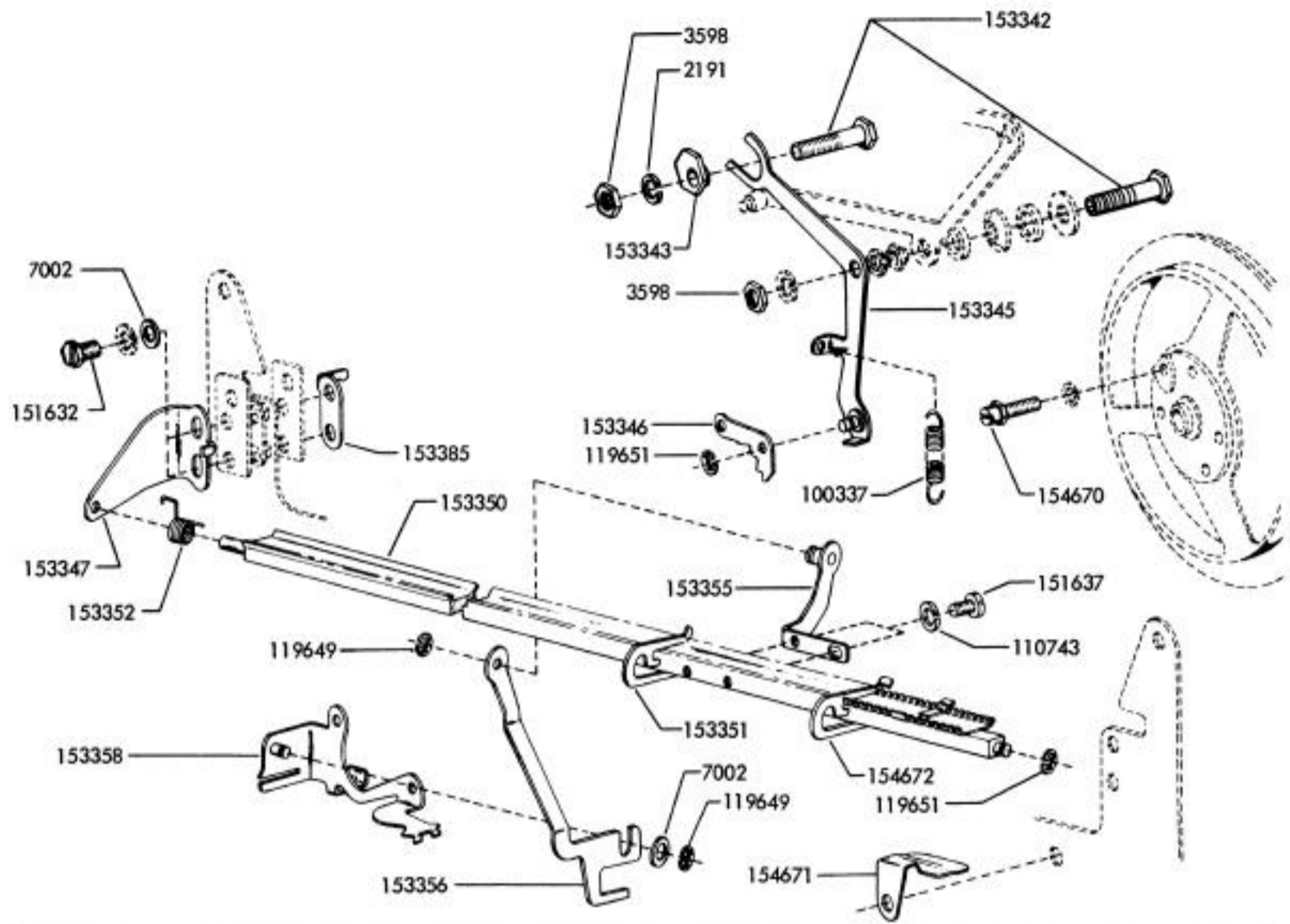
SPECIFICATION 57515

FIGURE 67. PAGE FEED-OUT FORM LENGTH GEAR AND DISK MODIFICATION KITS



SPECIFICATION 58175

FIGURE 68. 152304 MODIFICATION KIT TO PROVIDE HORIZONTAL TABULATION
(CONTINUED ON NEXT PAGE)



①USED ON UNITS EQUIPPED WITH A TWO-STOP FUNCTION CLUTCH
 ②USED ON UNITS EQUIPPED WITH A ONE-STOP FUNCTION CLUTCH

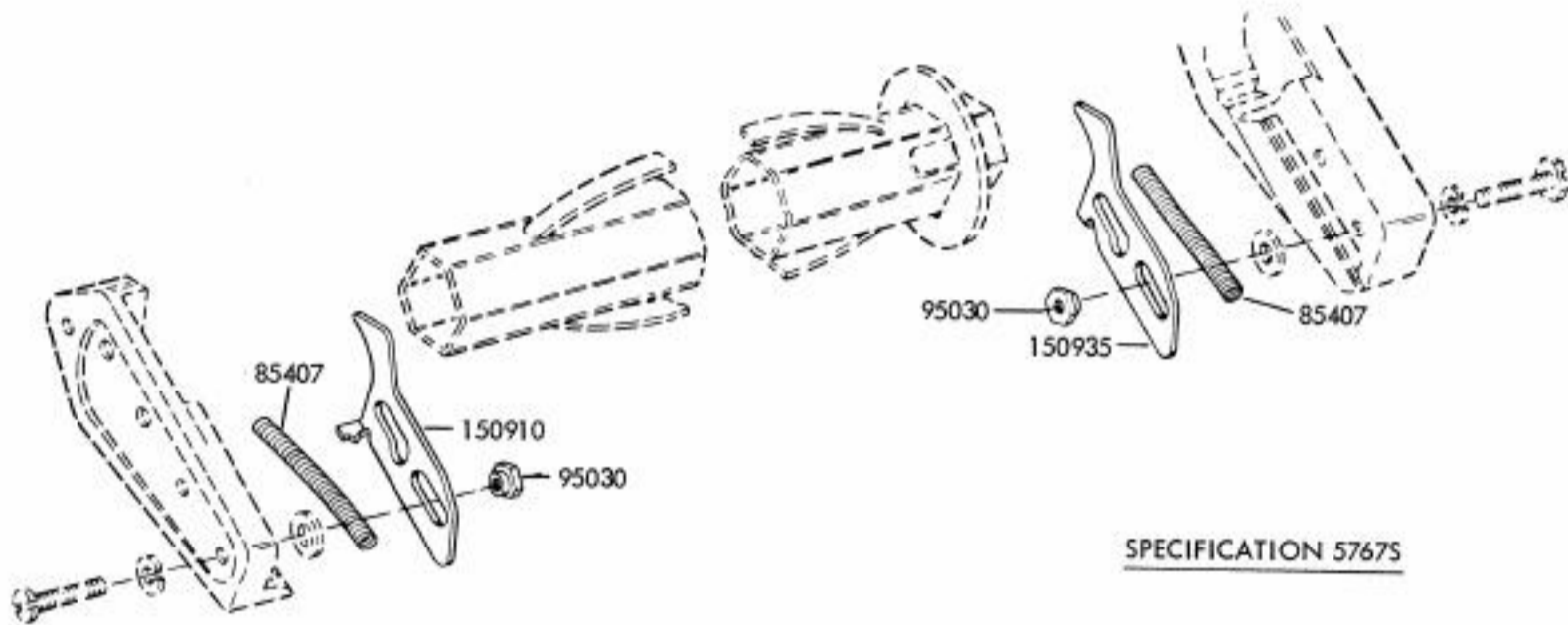
SPECIFICATION 58175

FIGURE 69. 152304 MODIFICATION KIT TO PROVIDE HORIZONTAL TABULATION (CONTINUED FROM PRECEDING PAGE)



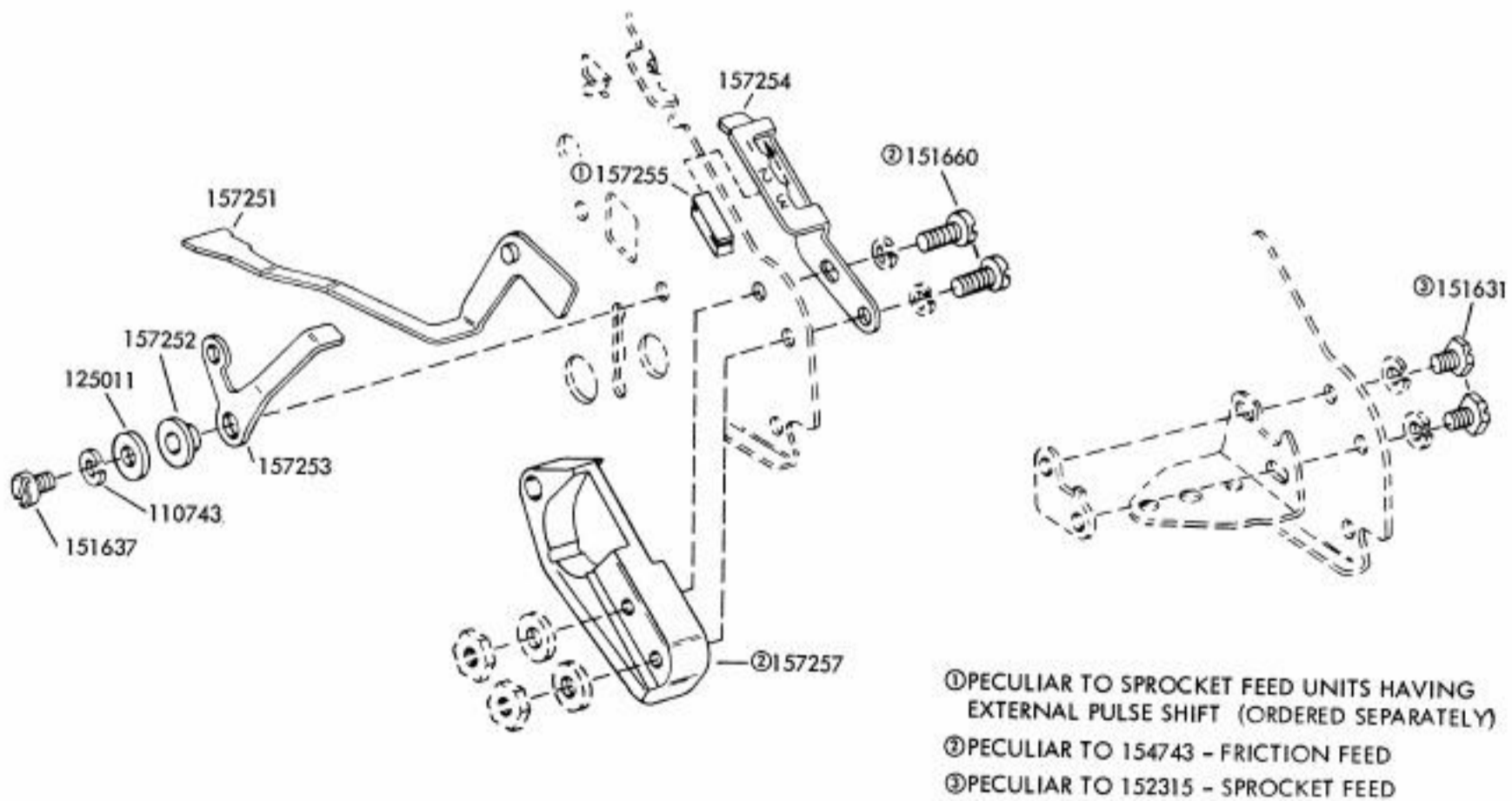
Part No.	Dim. "A"
155581	.250
155582	.500
155583	1.000
155584	2.000

FIGURE 70. 159362 MODIFICATION KIT TO PROVIDE SPACERS FOR CENTERING NARROW PAPER ROLL ON SPINDLE



SPECIFICATION 57675

FIGURE 71. 151799 MODIFICATION KIT TO PROVIDE LATCHES FOR PAPER SPINDLE



- ① PECULIAR TO SPROCKET FEED UNITS HAVING EXTERNAL PULSE SHIFT (ORDERED SEPARATELY)
- ② PECULIAR TO 154743 - FRICTION FEED
- ③ PECULIAR TO 152315 - SPROCKET FEED

SPECIFICATION 58005

FIGURE 72. 152315 AND 154743 MODIFICATION KITS TO PROVIDE MANUAL SELECTION OF STUNT BOX OPERATION

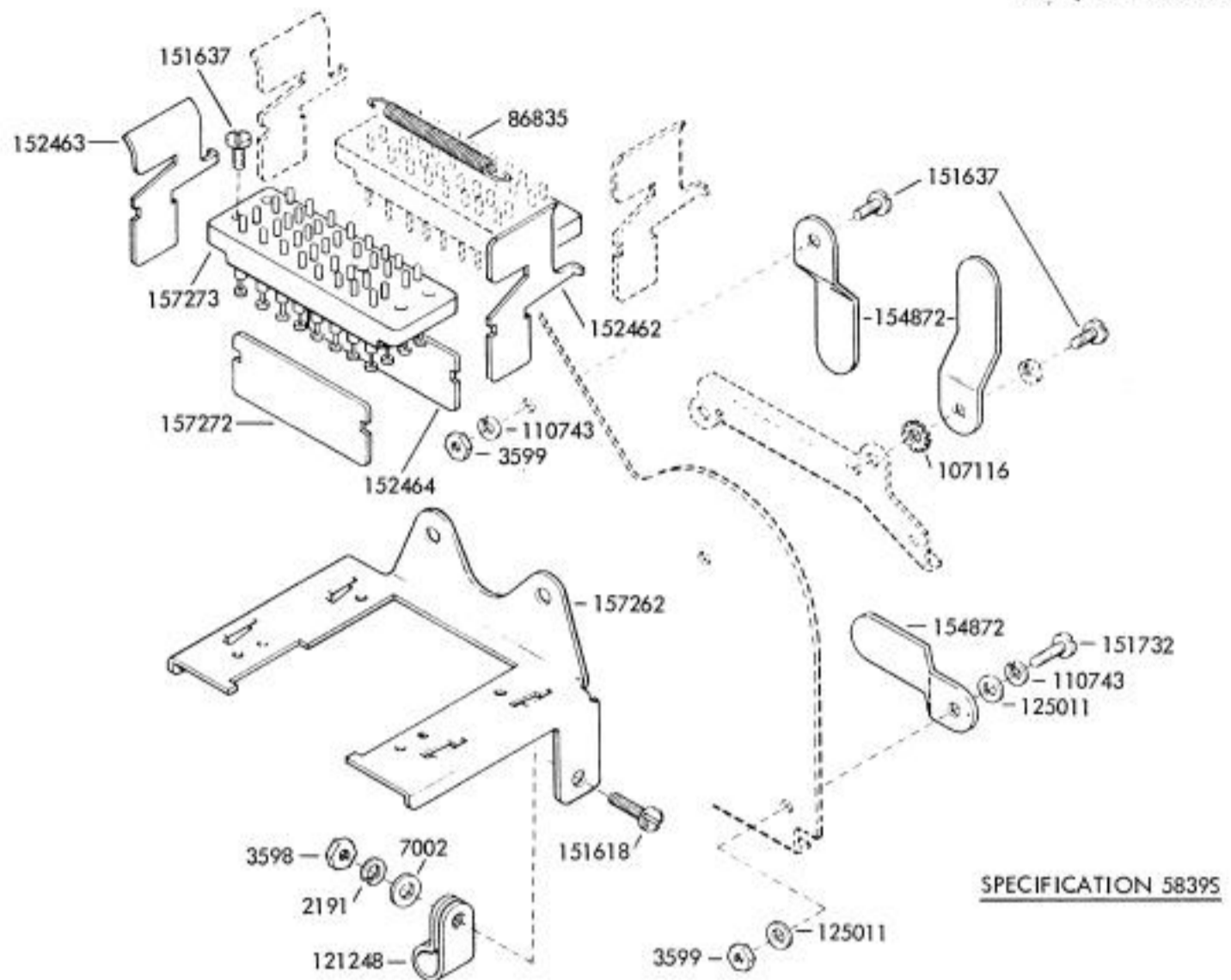


FIGURE 73. 154727 MODIFICATION KIT TO PROVIDE AUXILIARY CONNECTOR

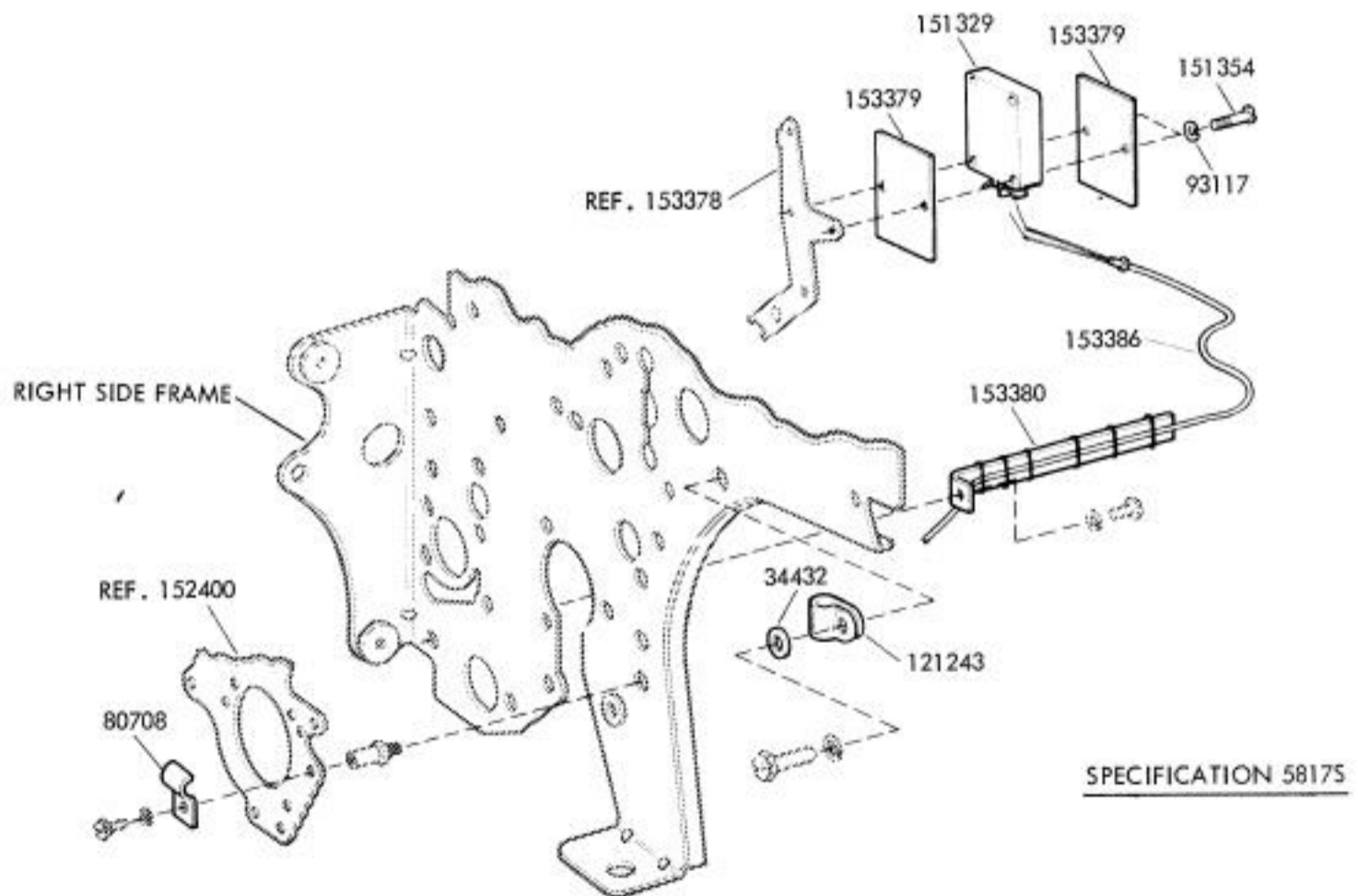
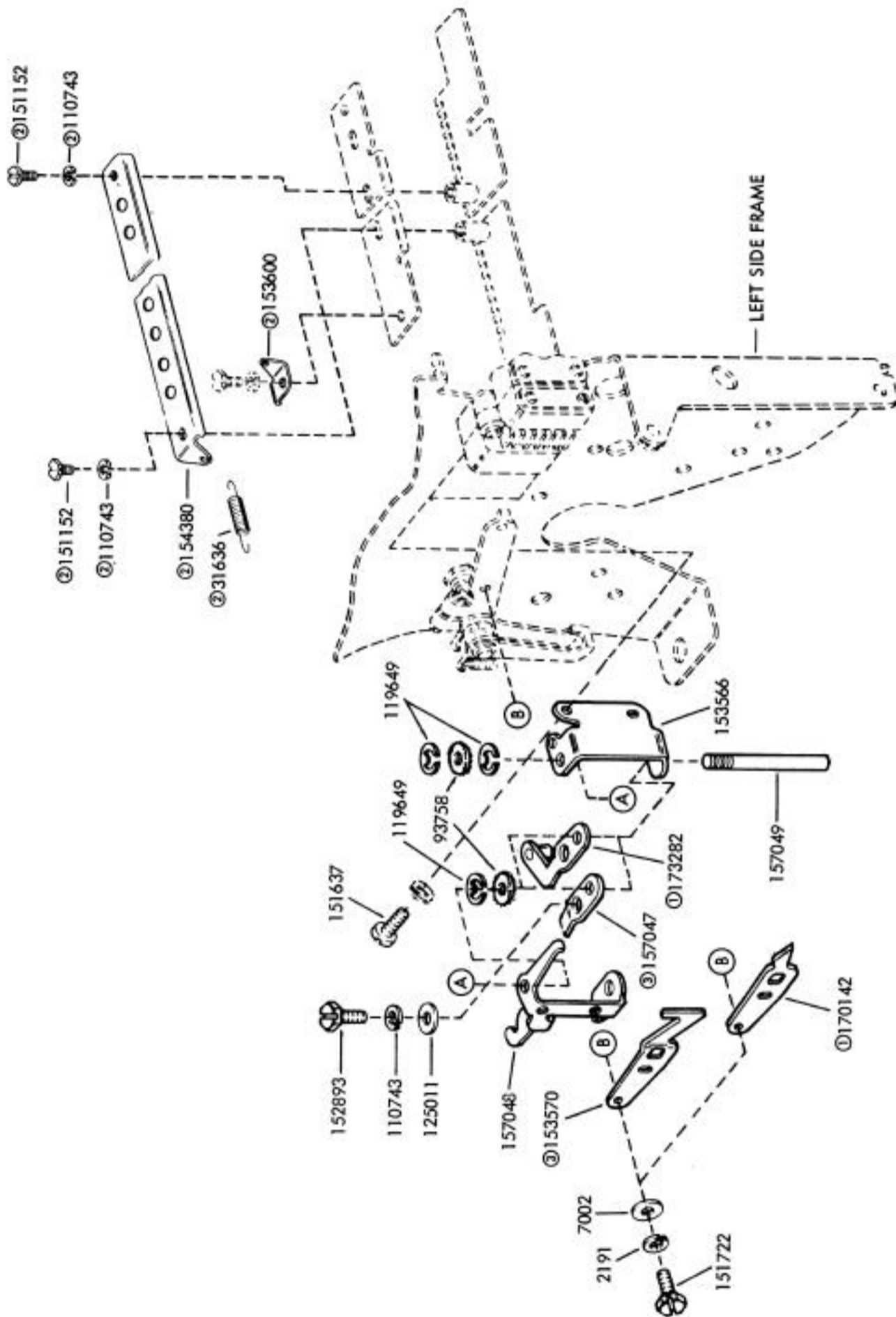


FIGURE 74. 152317 MODIFICATION KIT TO PROVIDE HORIZONTAL TABULATOR XD CONTROL



SPECIFICATION 58235

- ① PART OF 173283 MOD. KIT
- ② PART OF 152337 AND 173283 MOD. KITS
- ③ PART OF 152337 AND 157509 MOD. KITS

FIGURE 75. 152337, 157509 AND 173283 MODIFICATION KITS TO PROVIDE ON-LINE STUNT SHIFT CONTROL

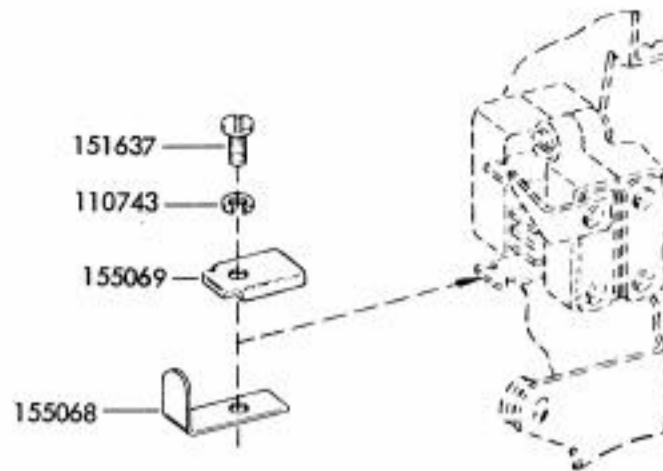
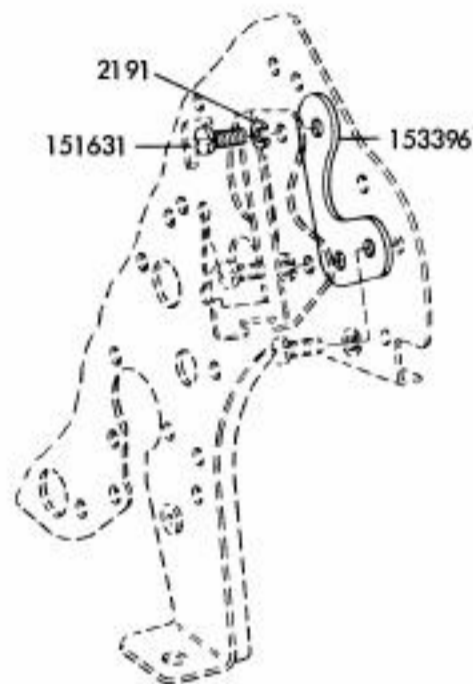
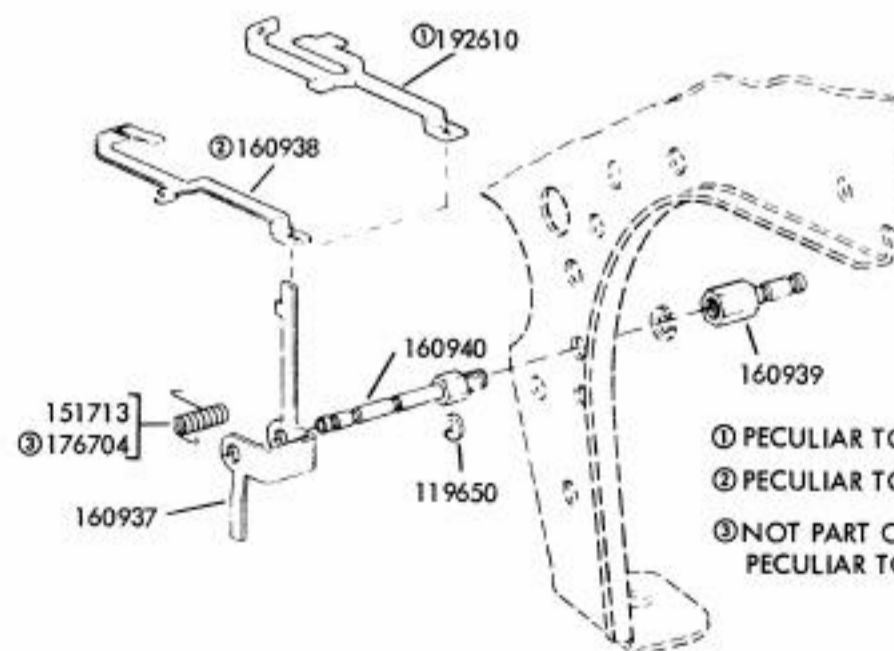


FIGURE 76. 153912 MODIFICATION KIT TO PROVIDE FIGS-LTRS CODE BAR MANUAL SHIFTING



SPECIFICATION 57935

FIGURE 77. 152312 MODIFICATION KIT TO CONVERT PRINTER FOR USE WITH LIGHTWEIGHT SET



SPECIFICATION 58905

FIGURE 78. 160886 AND 194093 MODIFICATION KITS TO PROVIDE LOCAL FORM FEED-OUT (RECEIVING ONLY BASE)

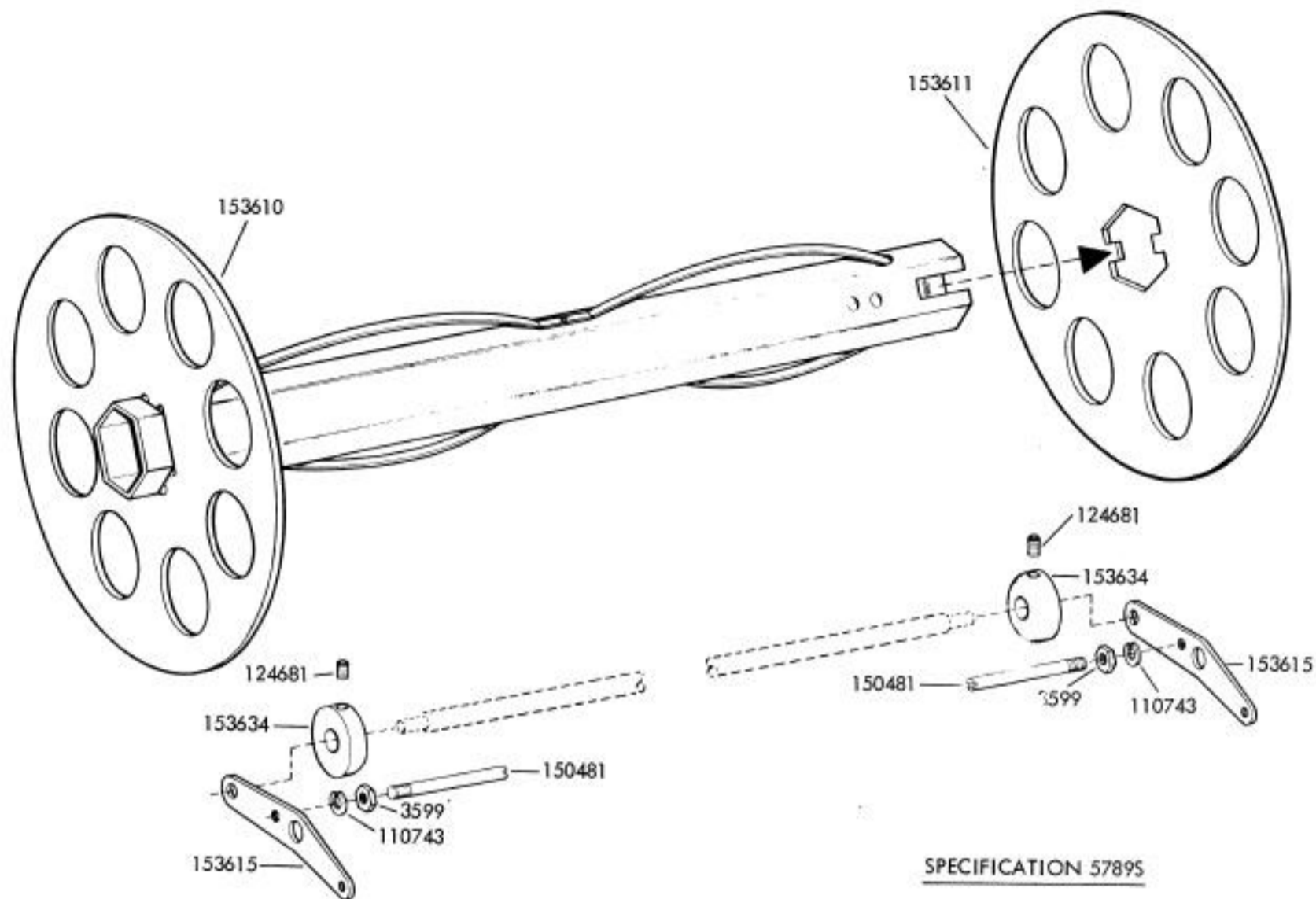


FIGURE 79. 152340 MODIFICATION KIT TO PROVIDE MULTI-COPY PAPER HANDLING

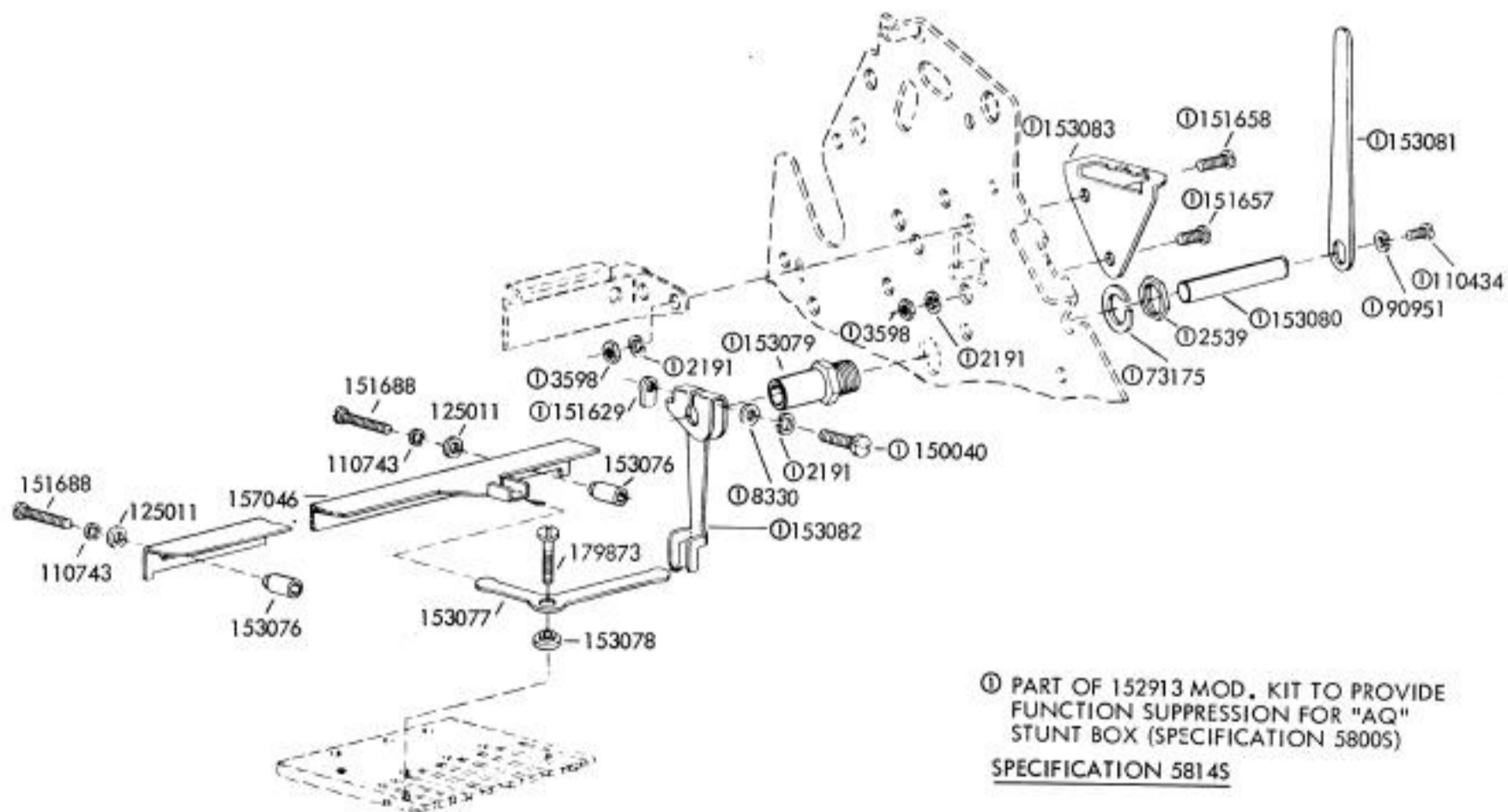
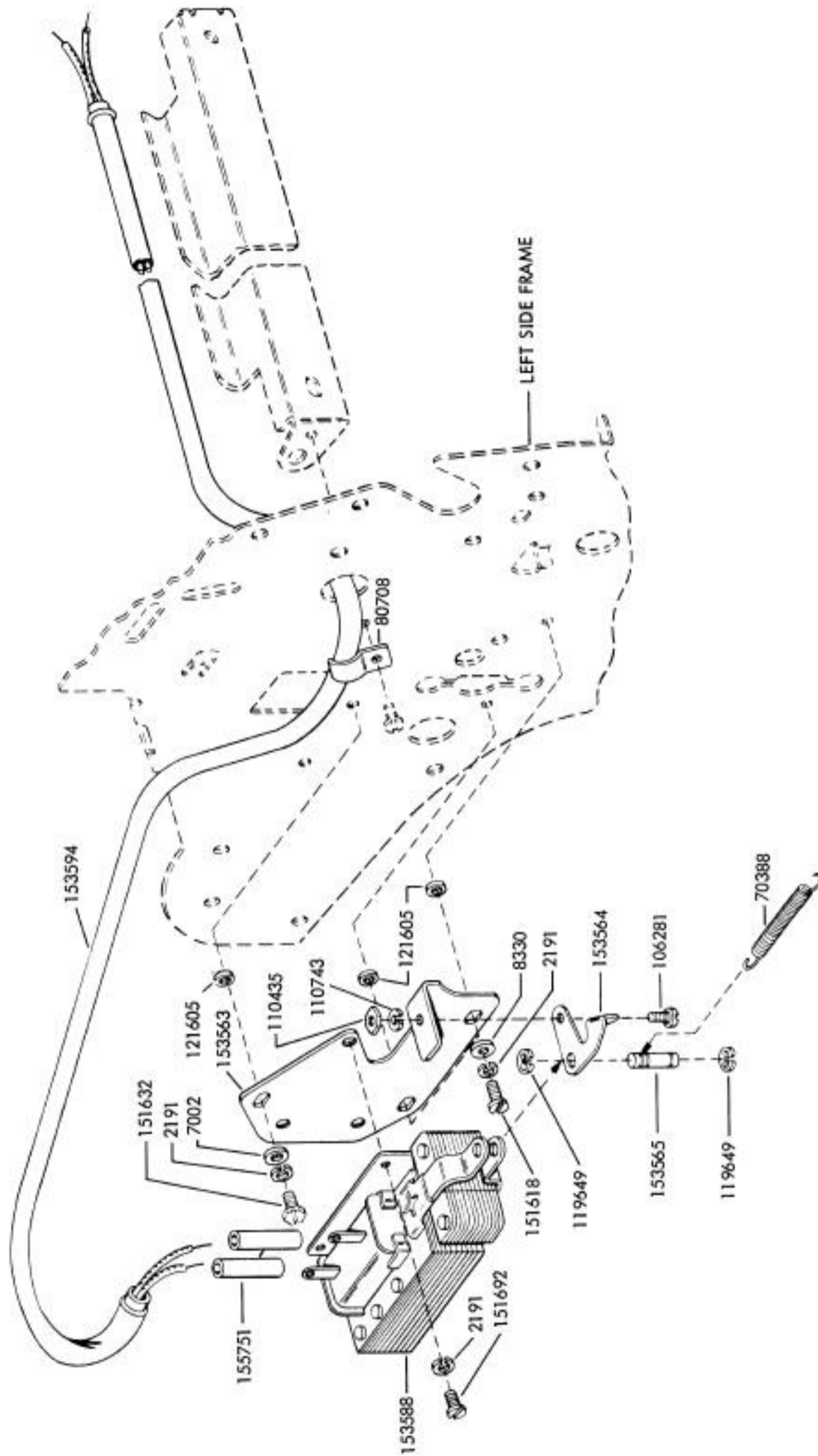
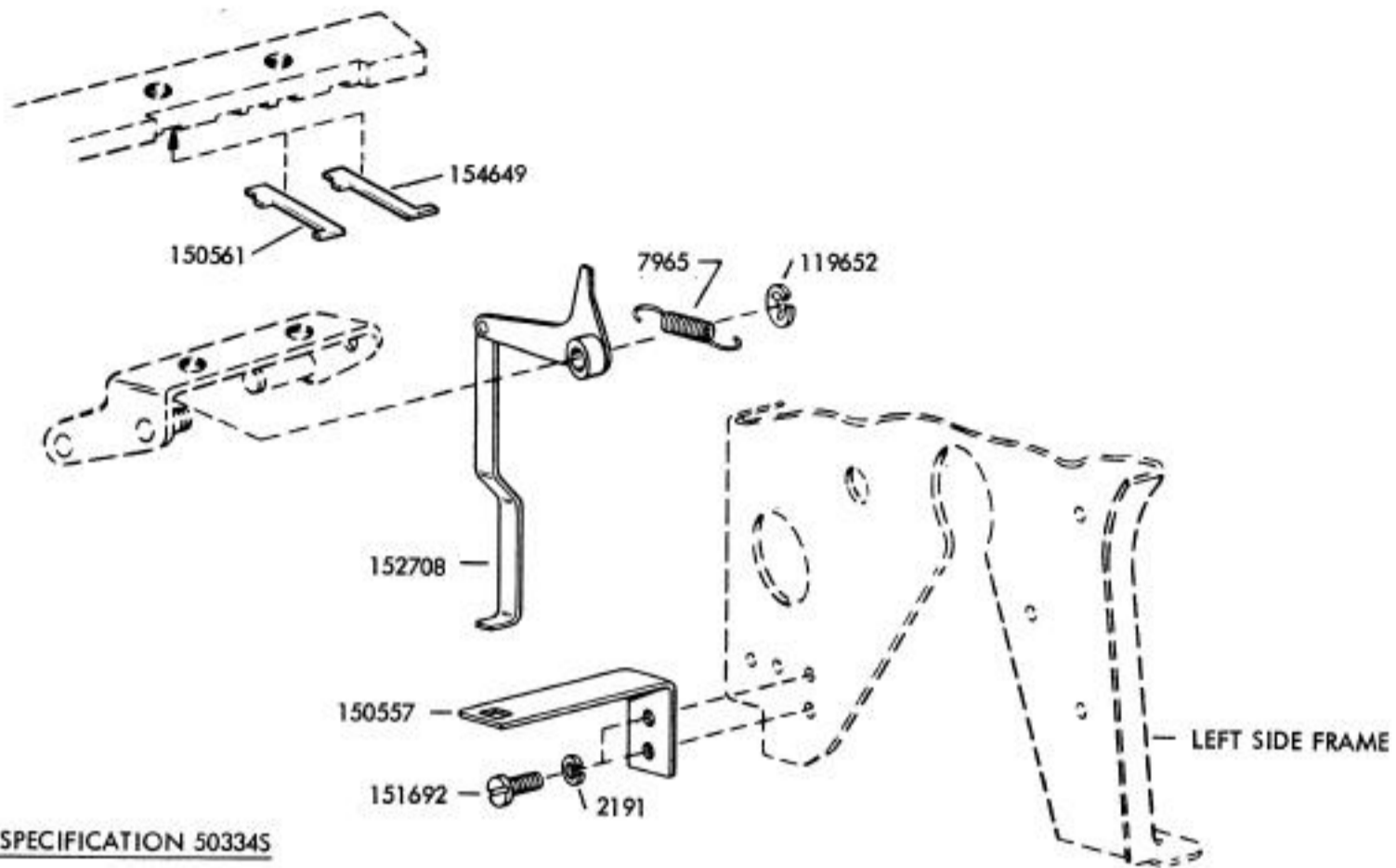


FIGURE 80. 153910 MODIFICATION KIT TO PROVIDE FUNCTION SUPPRESSION FOR "AZ" STUNT BOX



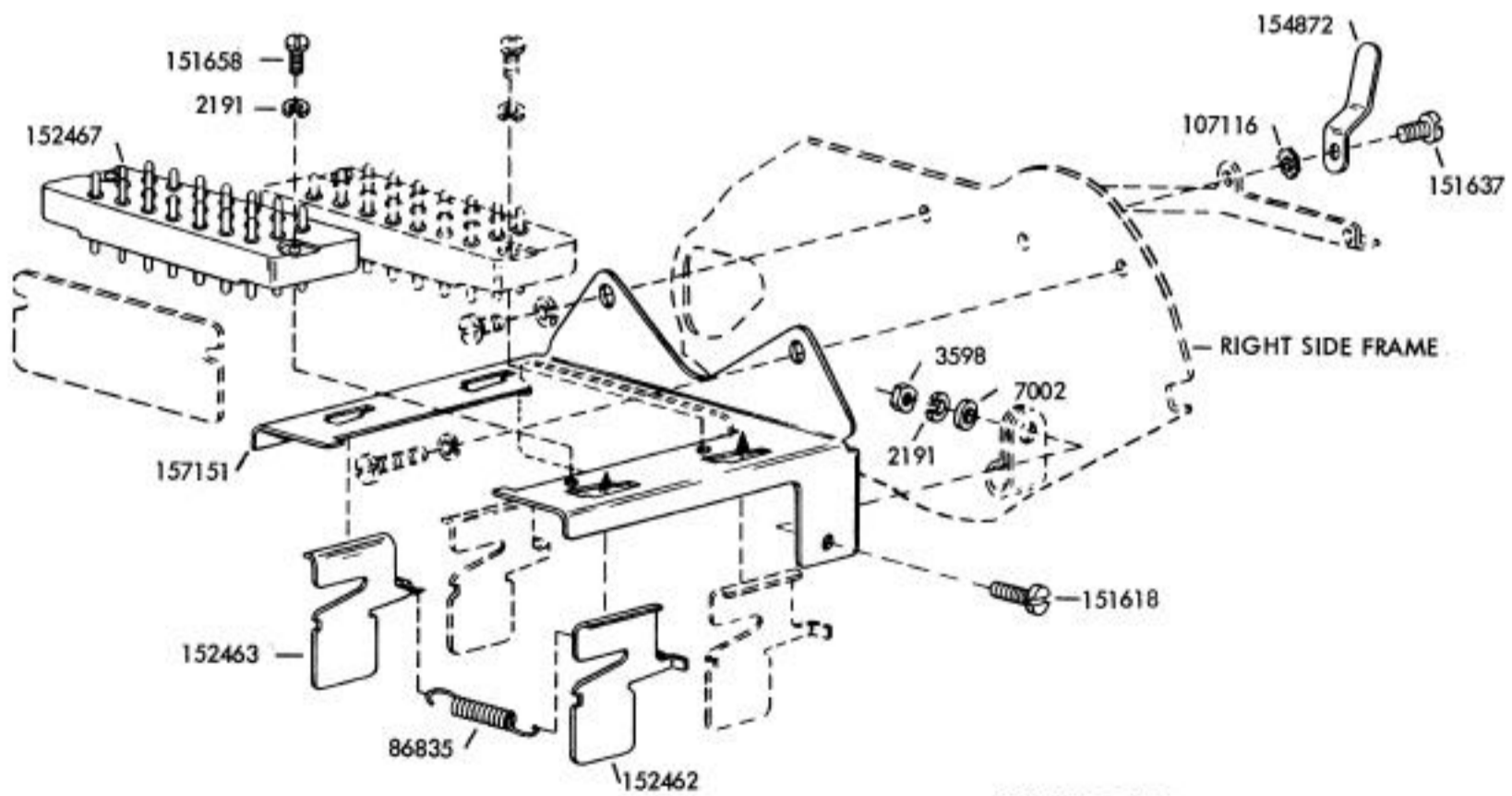
SPECIFICATION 58235

FIGURE 81. 152345 MODIFICATION KIT TO PROVIDE OFF-LINE STUNT SHIFT CONTROL



SPECIFICATION 503345

FIGURE 82. 152350 MODIFICATION KIT TO PROVIDE KEYBOARD LOCK



SPECIFICATION 58205

FIGURE 83. 153919 MODIFICATION KIT TO PROVIDE AUXILIARY CONNECTOR

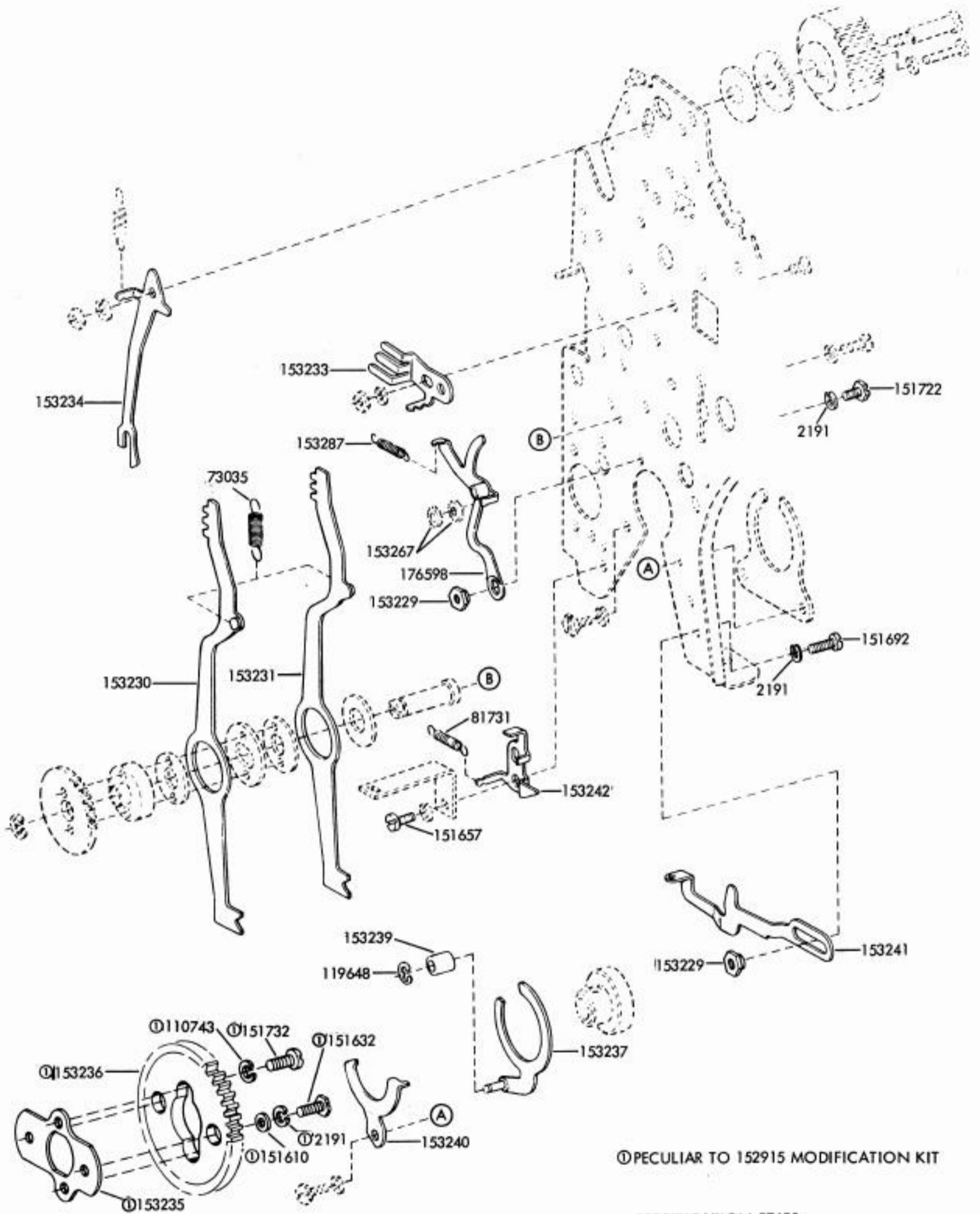
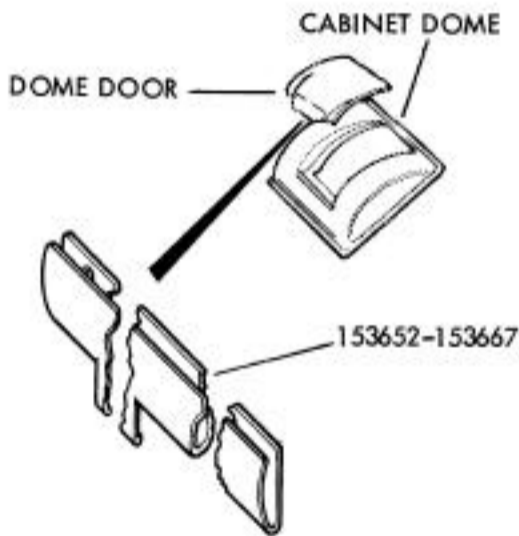
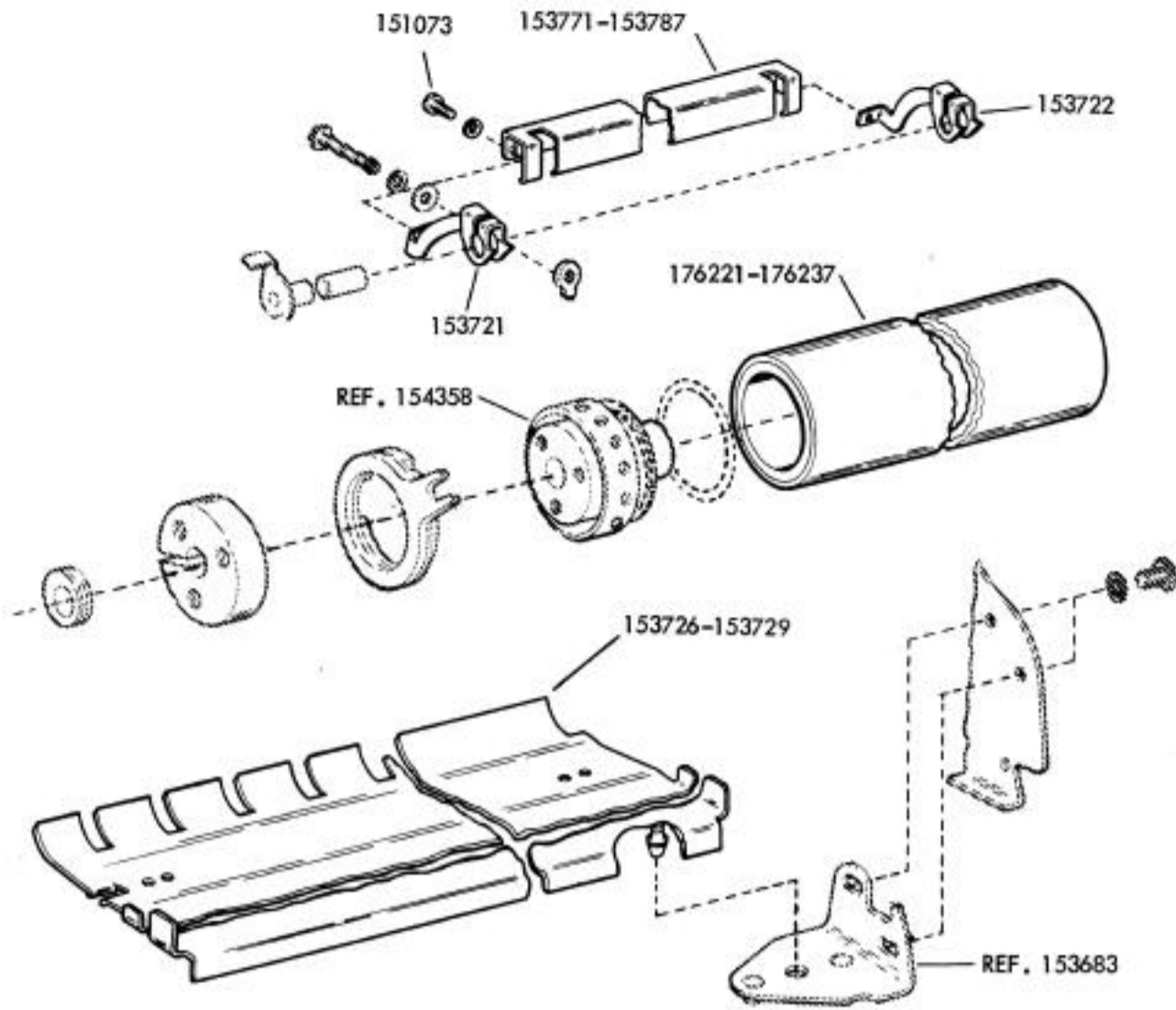


FIGURE 84. 152915 AND 157511 MODIFICATION KITS TO PROVIDE LOCAL REVERSE LINE FEED



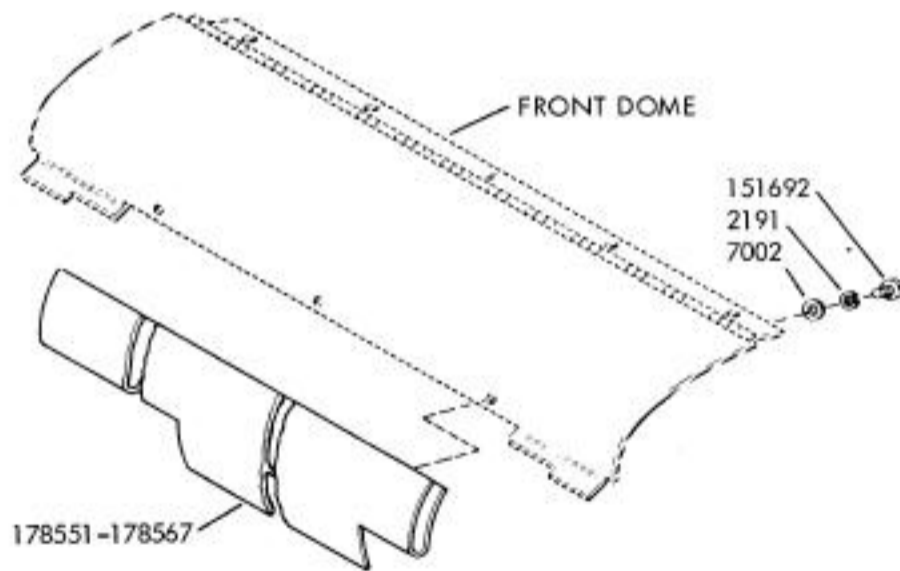
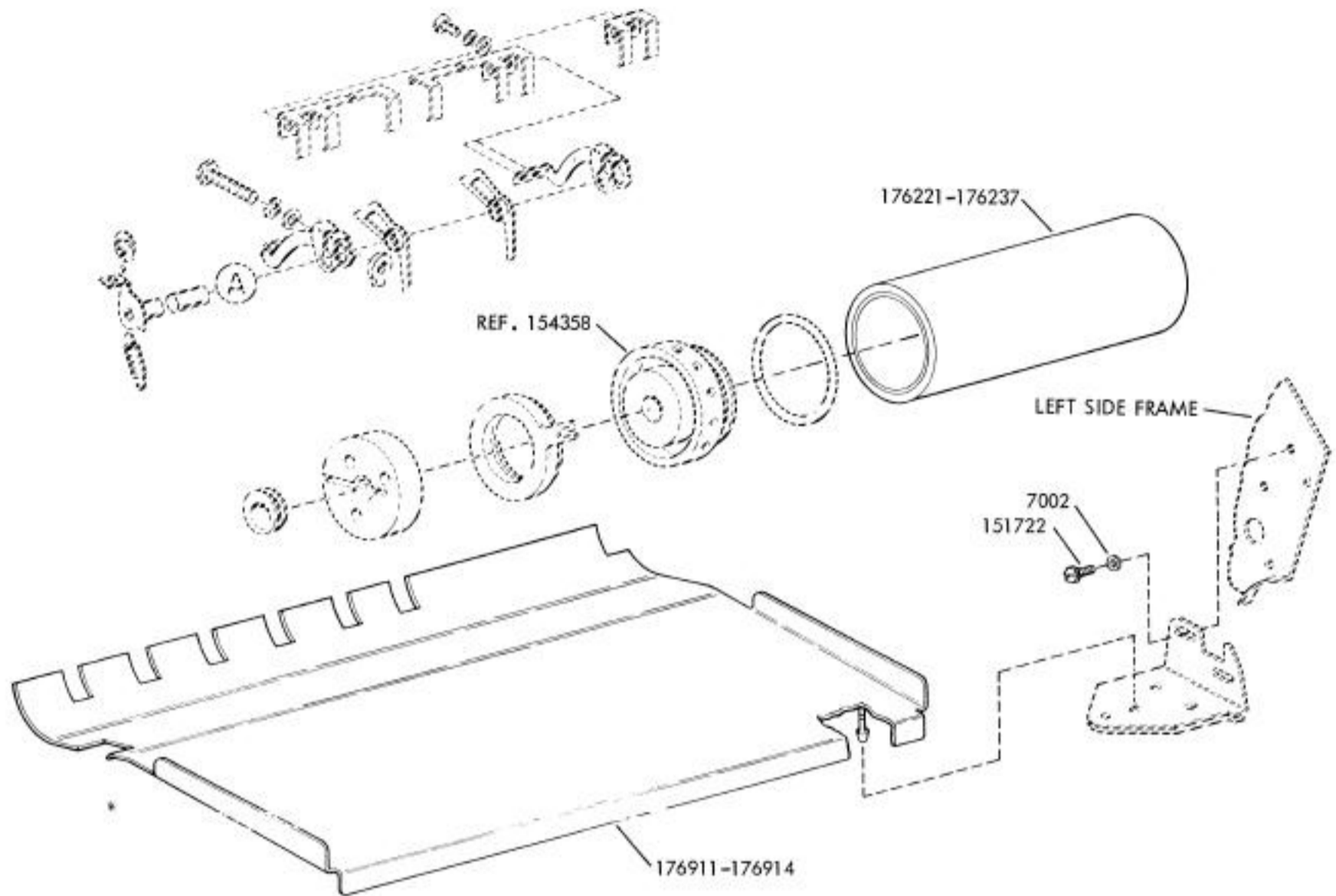
SEE NOTE 32 ON PAGE 111

SPECIFICATION 57925

⓪ PAPER WIDTHS	PAPER TRAY	GUIDE BRACKET	MOD. KIT: PAPER HANDLING PARTS		
			KIT. NO.	PLATEN	FORM GUIDE
9"	153727	153771	176181	176221	153652
8-1/2"	153726	153772	176182	176222	153653
8"	153727	153773	176183	176223	153654
7-1/2"	153726	153774	176184	176224	153655
7"	153727	153775	176185	176225	153656
6-1/2"	153726	153776	176186	176226	153657
6-3/8"	153728	153777	176187	176227	153658
6-1/4"	153729	153778	176188	176228	153659
6"	153727	153779	176189	176229	153660
5-3/4"	153728	153780	176190	176230	153661
5-1/2"	153726	153781	176191	176231	153662
5"	153727	153782	176192	176232	153663
4-1/2"	153726	153783	176193	176233	153664
4-5/16"	153729	153784	176194	176234	153665
4-1/4"	153728	153785	176195	176235	153665
4"	153727	153786	176196	176236	153666
3-5/8"	153726	153787	176197	176237	153667

⓪ THE WIDTH SHOWN IS THE OVERALL DIMENSION OF THE PAPER AND THE DISTANCE BETWEEN SPROCKET PIN HOLES IS 1/2" LESS.

FIGURE 85. SPROCKET FEED PAPER HANDLING MODIFICATION KITS (TYPING UNIT AND CABINET)



② Paper Widths	Paper Tray	Mod. Kit Paper Handling Parts		
		Kit No.	Platen	Form Guide
9"	176912	178568	175221	178551
8-1/2"	176911	178569	176222	178552
8"	176912	178570	176223	178553
7-1/2"	176911	178571	176224	178554
7"	176912	178572	176225	178555
6-1/2"	176911	178573	176226	178556
6-3/8"	176913	178574	176227	178557
6-1/4"	176914	178575	176228	178558
6"	176912	178576	176229	178559
5-3/4"	176913	178577	175230	178560
5-1/2"	176911	178578	176231	178561
5"	176912	178579	176232	178562
4-1/2"	176911	178580	176233	178563
4-5/16"	176914	178581	176234	178564
4-1/4"	176913	178582	176235	178565
4"	176912	178583	176236	178566
3-5/8"	176911	178584	176237	178567

② THE WIDTH SHOWN IS THE OVERALL DIMENSION OF THE PAPER AND THE DISTANCE BETWEEN SPROCKET PIN HOLES IS 1/2" LESS.

FOR REFERENCED PARTS, SEE FIGURE 16

SPECIFICATION 57925

FIGURE 86. SPROCKET FEED PAPER HANDLING MODIFICATION KITS (TYPING UNIT AND CABINET - WALL MOUNTED)

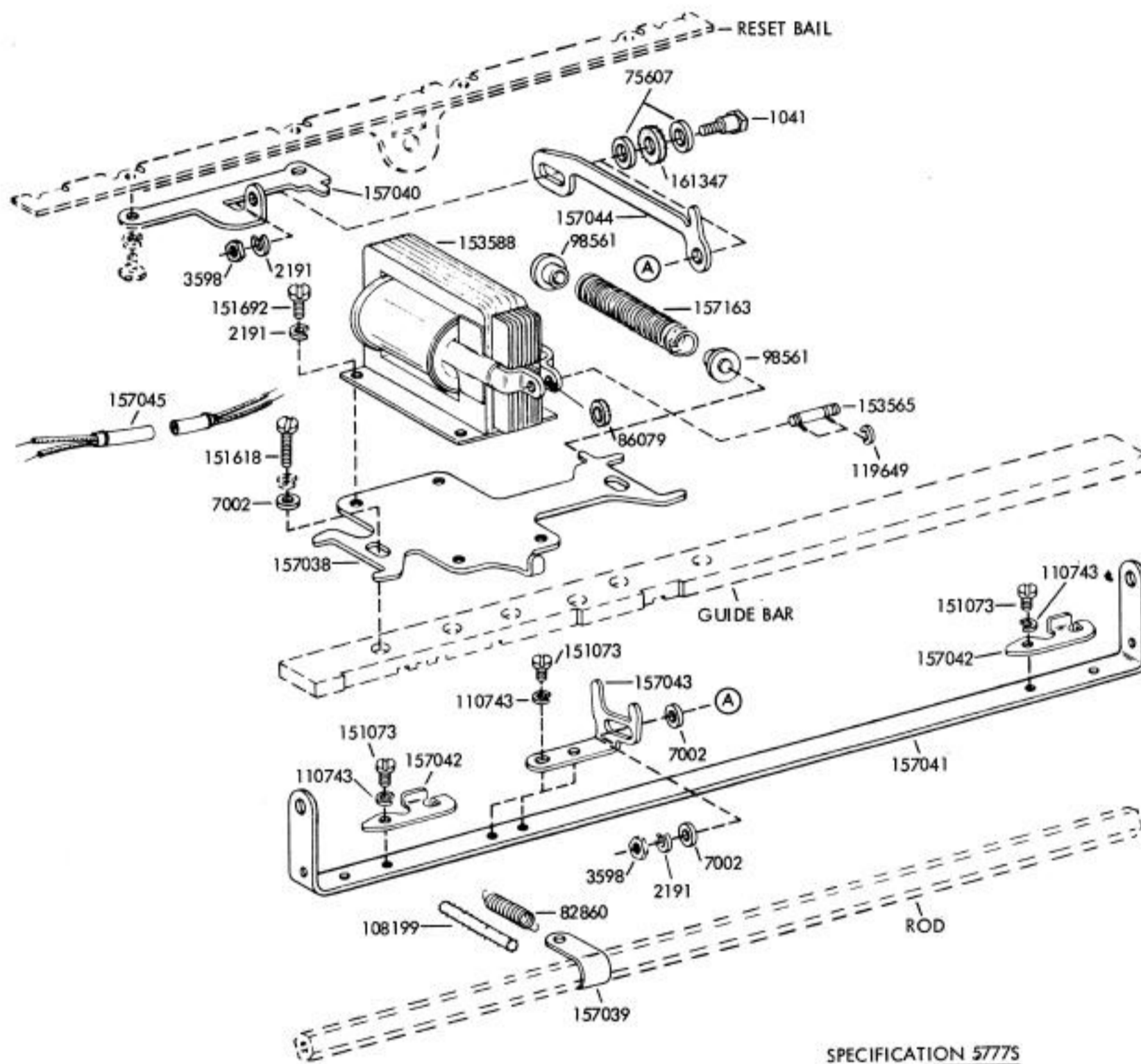
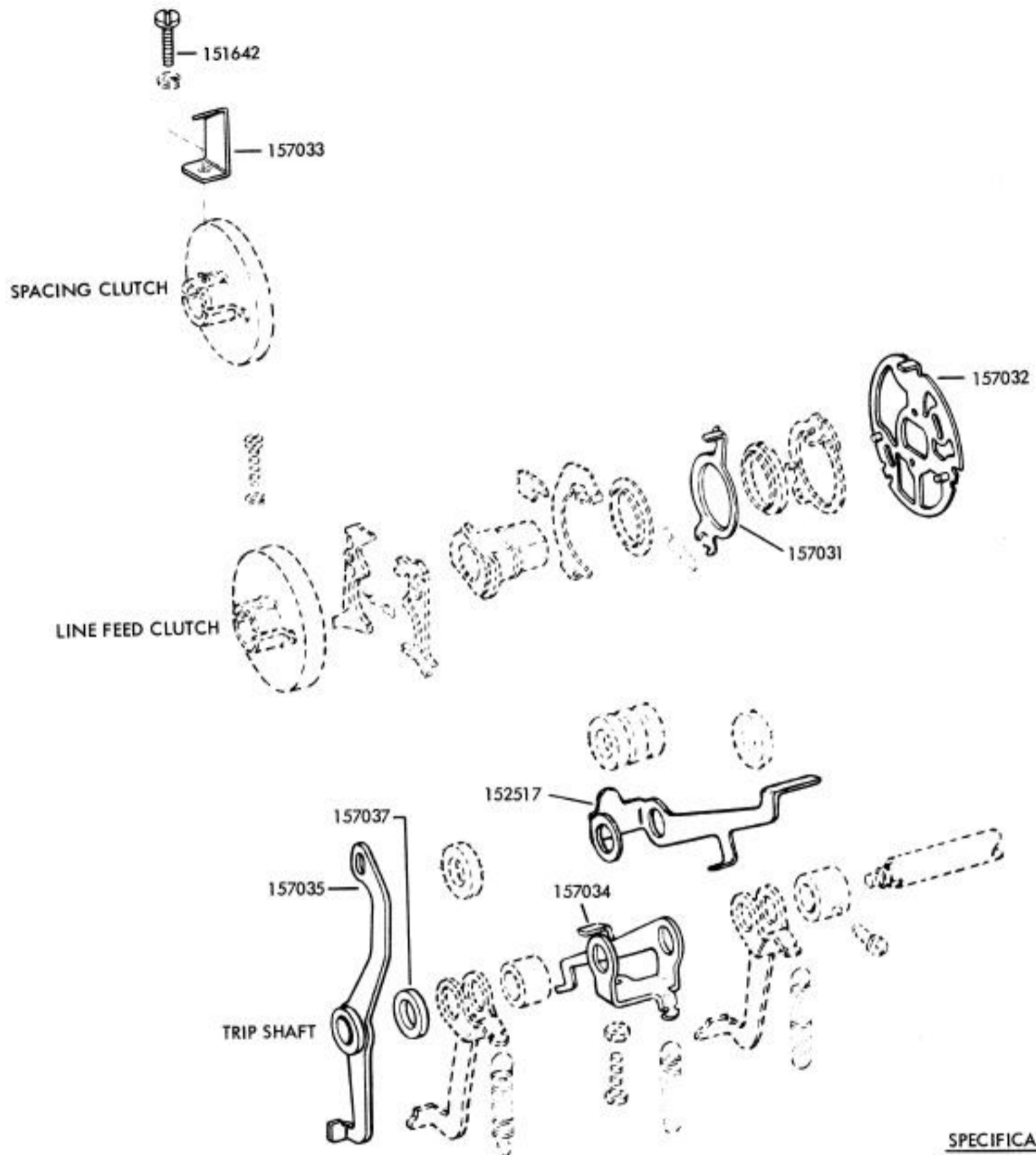


FIGURE 87. 153911 MODIFICATION KIT TO PROVIDE CONTINUOUS SPACING
(CONTINUED ON NEXT PAGE)



SPECIFICATION 5775

FIGURE 88. 153911 MODIFICATION KIT TO PROVIDE CONTINUOUS SPACING
(CONTINUED FROM PRECEDING PAGE)

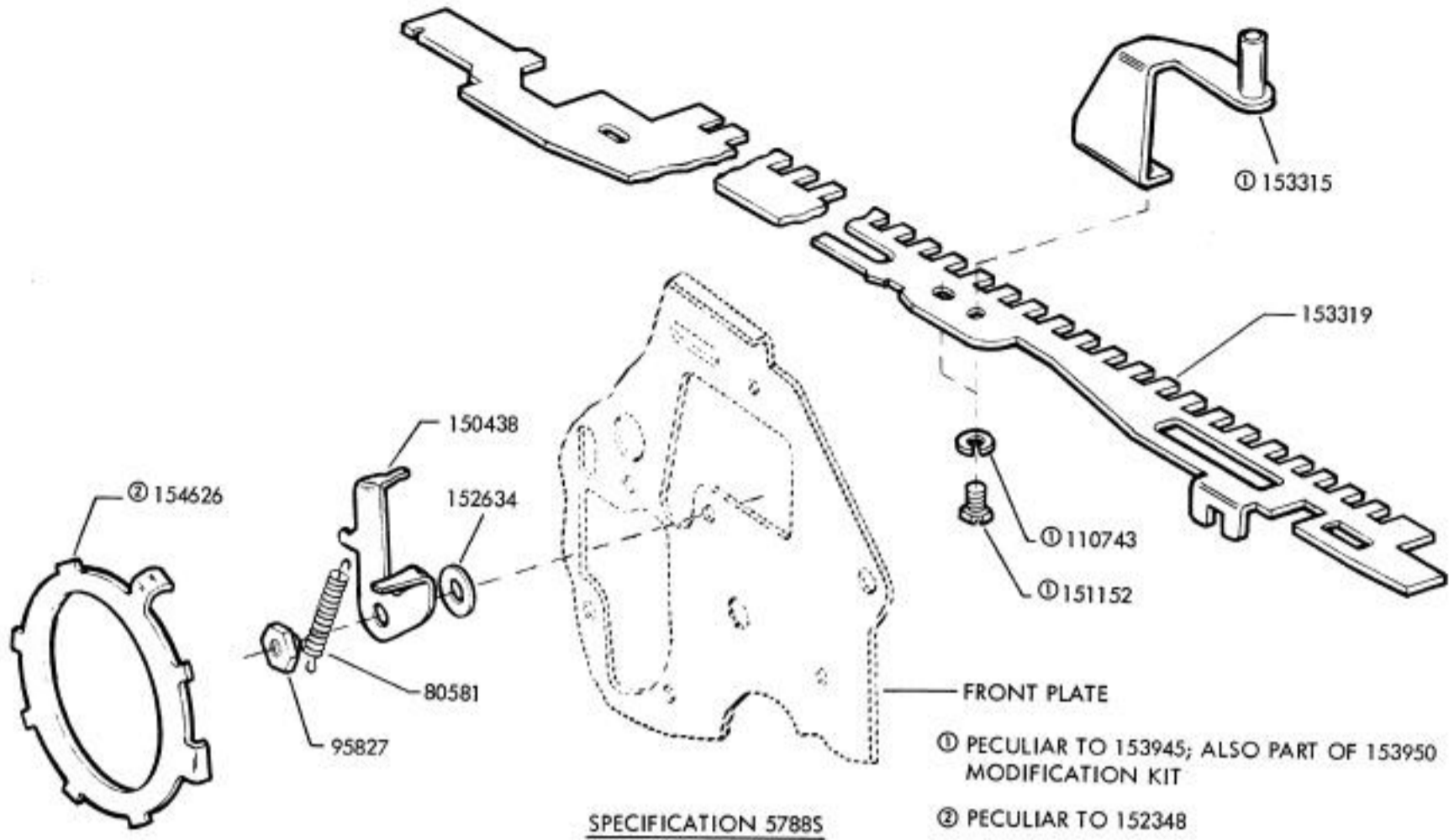


FIGURE 89. 152348 AUTOMATIC CARRIAGE RETURN AND LINE FEED AND 153945 "O" CODE BAR AND BELLCRANK MODIFICATION KITS

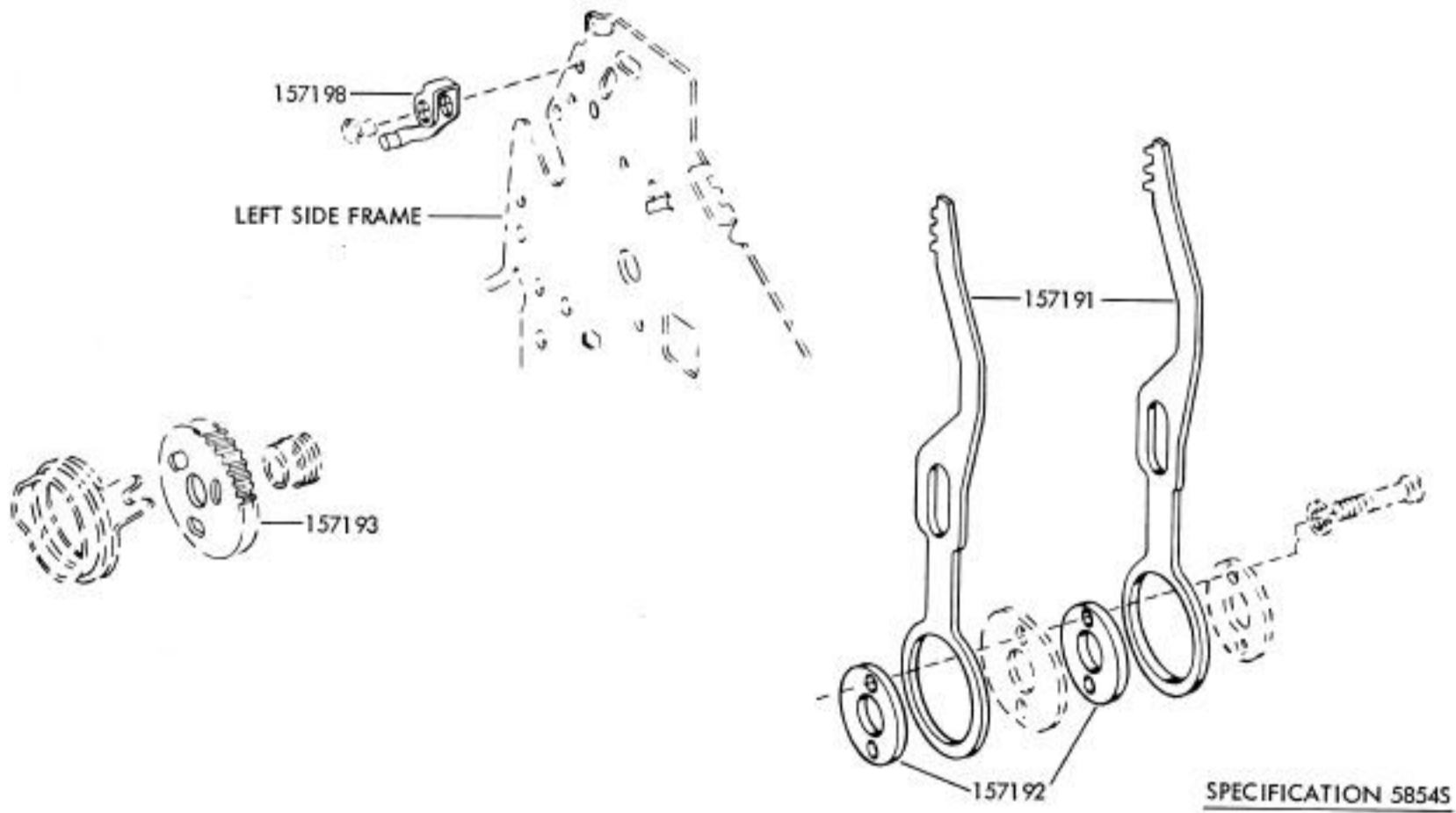


FIGURE 90. 154742 MODIFICATION KIT TO PROVIDE FOUR LINES PER INCH

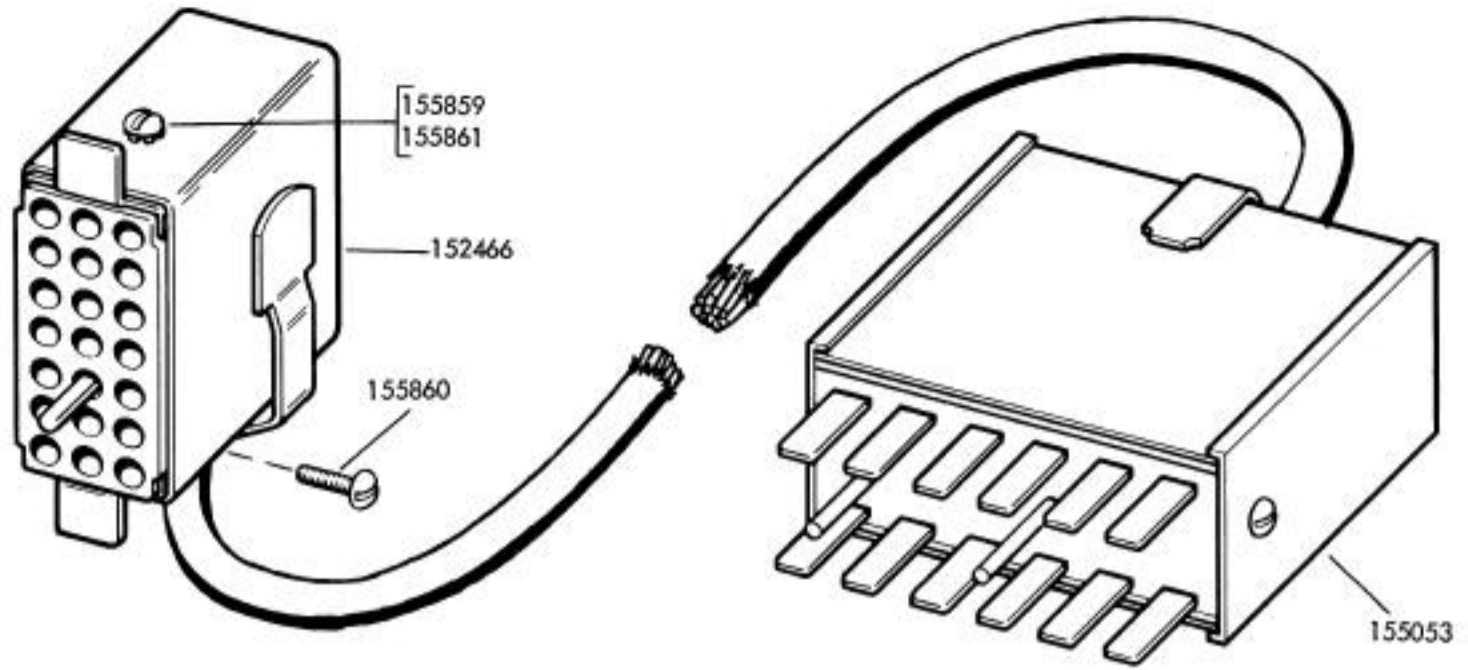
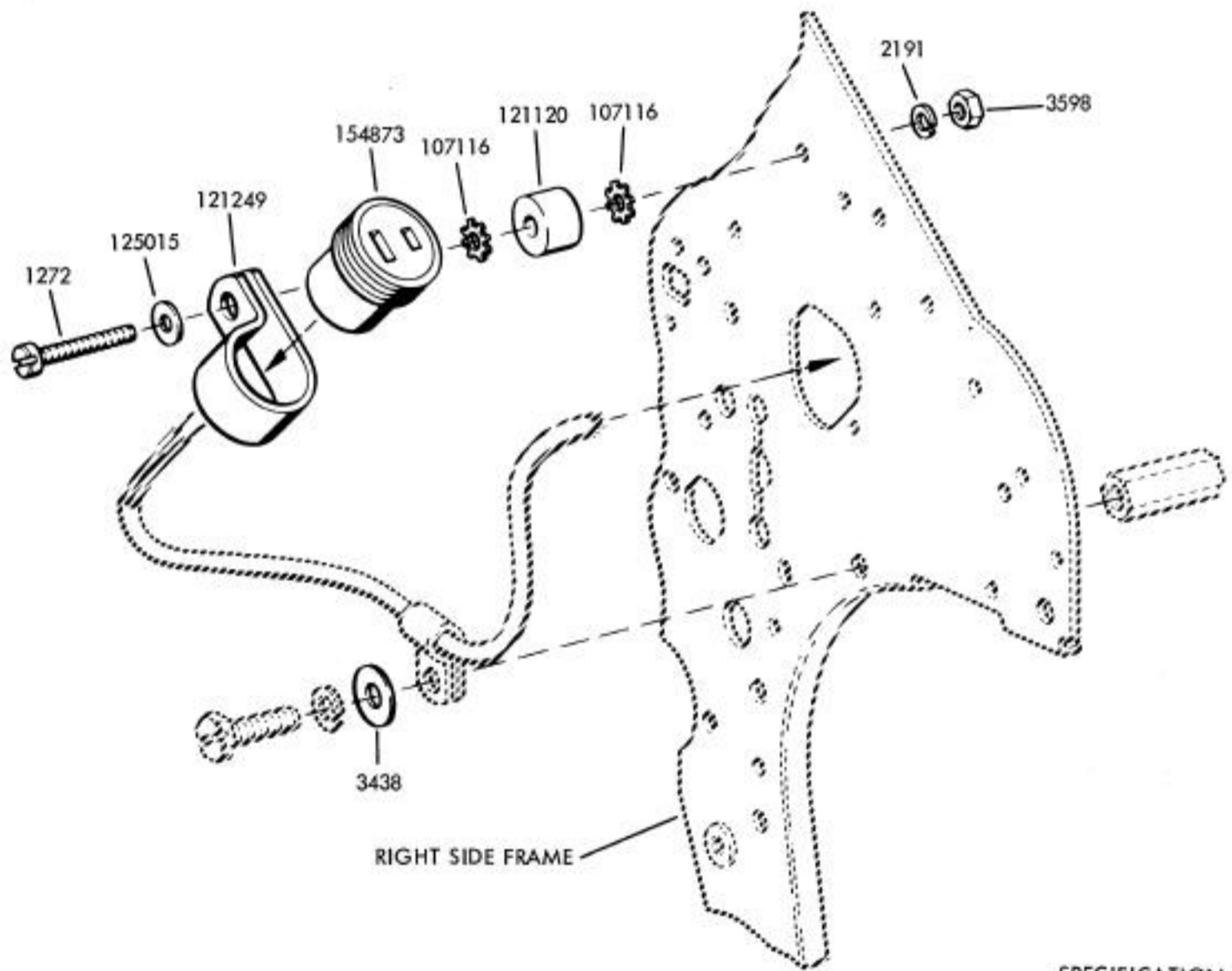


FIGURE 91. 155051 AUXILIARY CABLE ASSEMBLY



SPECIFICATION 58215

FIGURE 92. 154753 MODIFICATION KIT TO PROVIDE AUXILIARY CONNECTOR

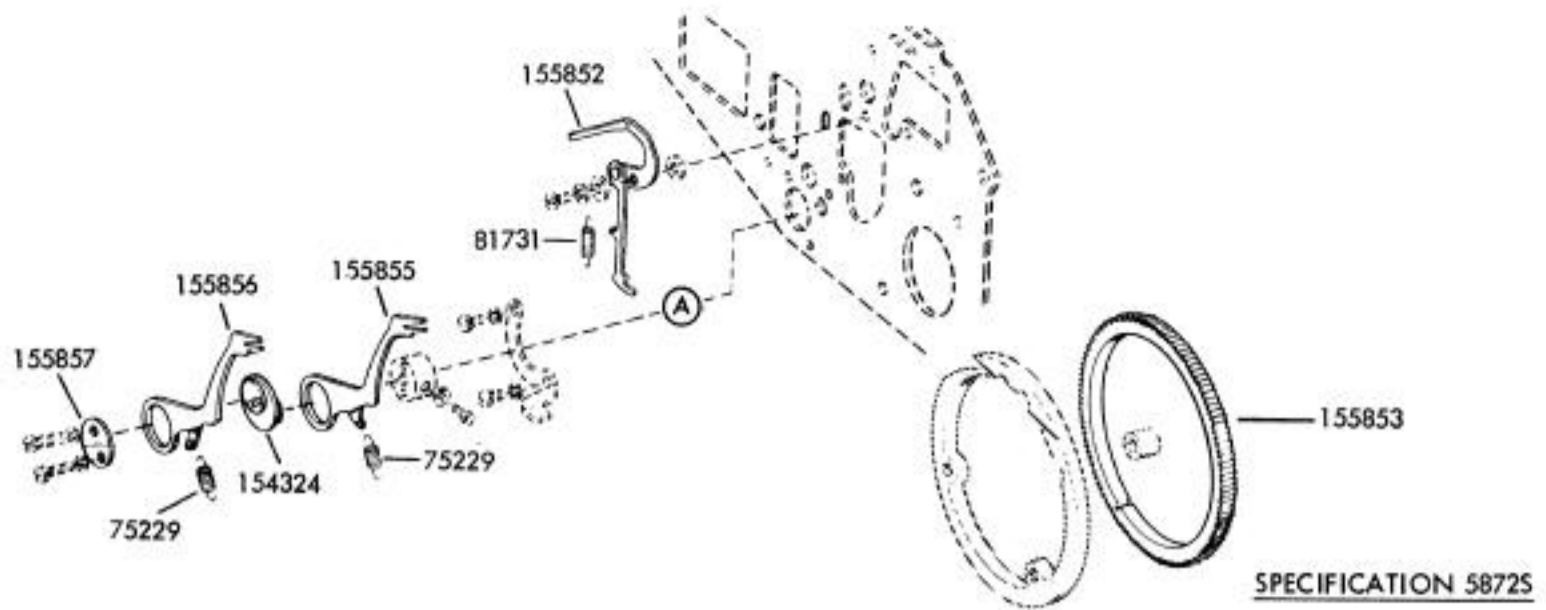


FIGURE 93. 154755 MODIFICATION KIT TO PROVIDE 5 SPACES PER INCH HORIZONTALLY

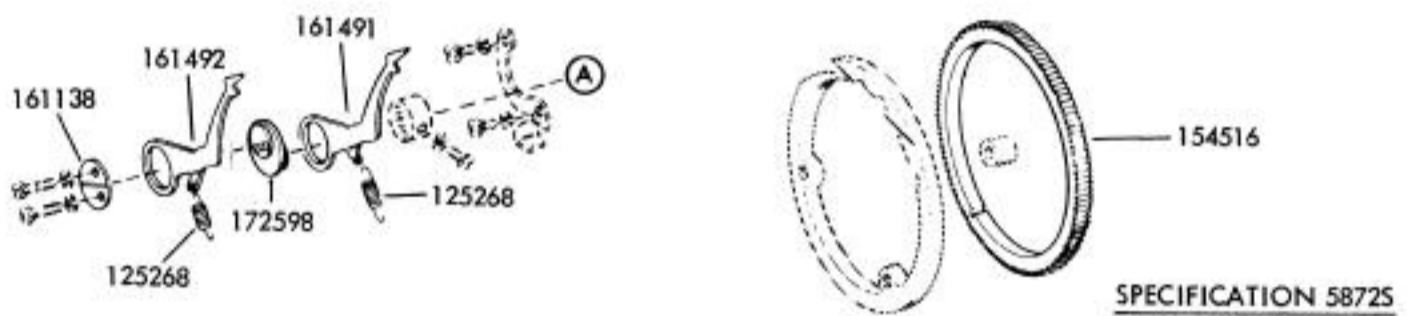


FIGURE 94. 159395 MODIFICATION KIT TO PROVIDE 6 SPACES PER INCH HORIZONTALLY



FIGURE 95. 163292 MODIFICATION KIT TO PROVIDE 8 SPACES PER INCH HORIZONTALLY

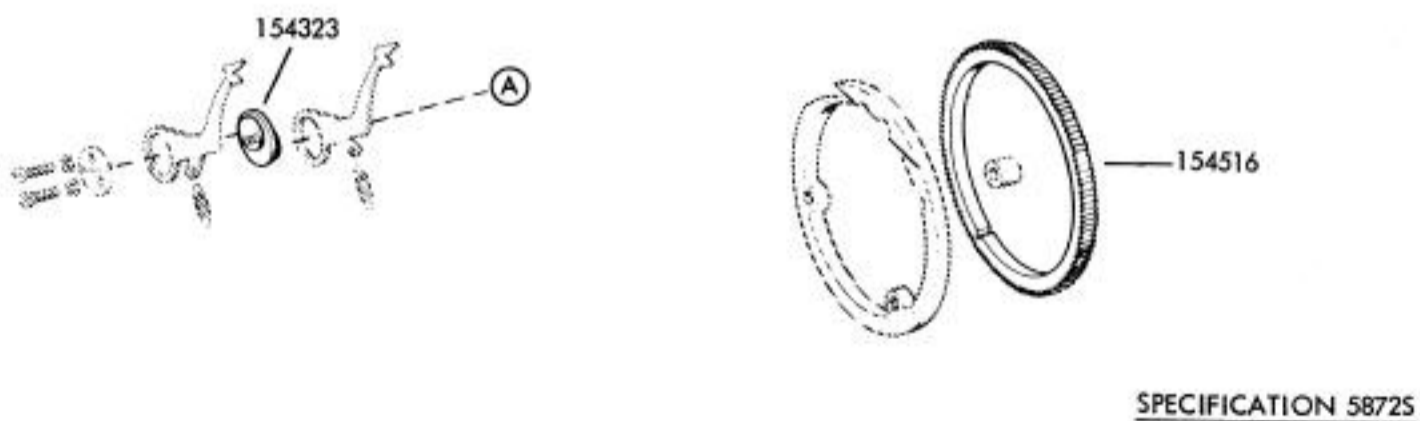
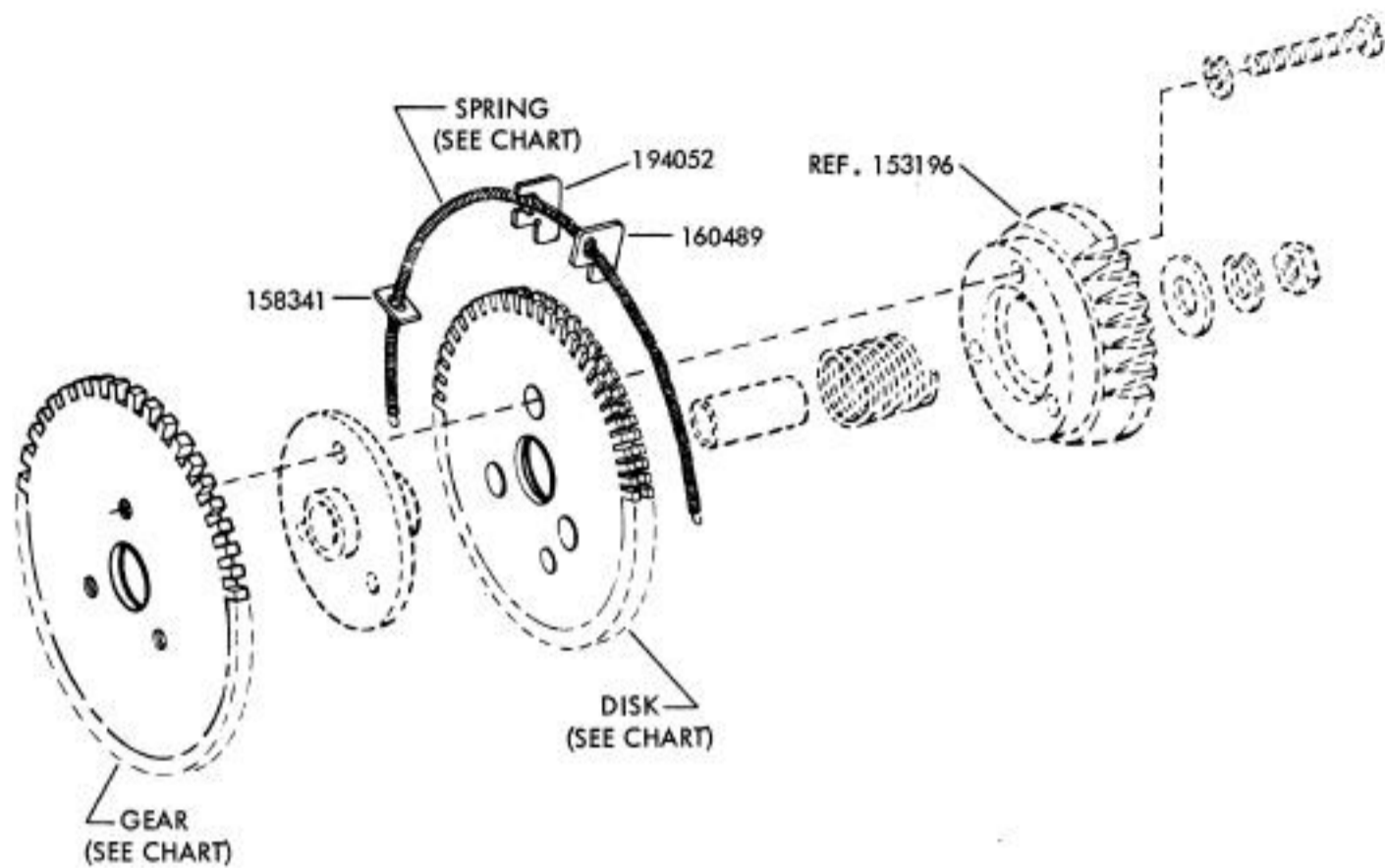


FIGURE 96. 154792 MODIFICATION KIT TO PROVIDE 12 SPACES PER INCH HORIZONTALLY

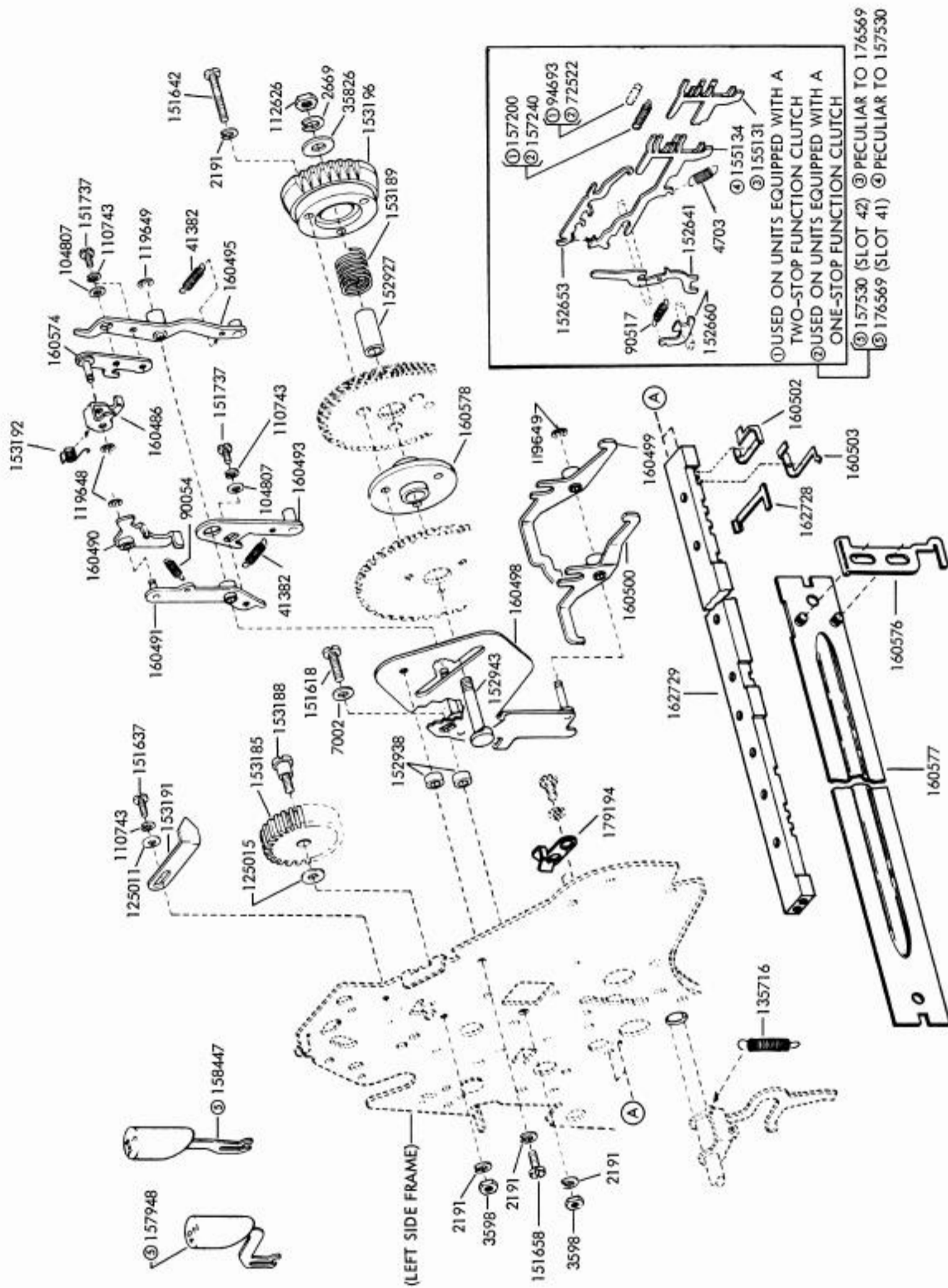


FORM LENGTH IN INCHES	MOD KIT	GEAR NO.	DISK NO.	SPRING NO.
8, 4, 2	154760	153198	160505	160527
8-1/2	154761	153199	160506	160528
9, 4-1/2	154762	153200	160507	160529
9-1/2	154763	153201	160508	160530
10, 5	154764	153202	160509	160531
11, 5-1/2	154765	153203	160510	160532
12, 6, 3	154766	153204	160511	160533
13, 6-1/2	154767	153205	160512	160534
14, 7, 3-1/2	154768	153206	160513	160535
15, 7-1/2	154769	153207	160514	160536
14-2/3, 7-1/3, 3-2/3	192706	161250	192704	160536
13, 6-1/2, 3-1/4	①197849	197732	197734	160534
4-1/4	①197850	197731	197733	160528

SPECIFICATION 50004S

①THE 197849 AND 197850 MOD. KITS CAN ONLY BE USED WITH THE 154742 MOD. KIT (4 LINES PER INCH)
THE 197849 AND 197850 MOD. KITS ALSO INCLUDE THE 197735, 197736, 197737 AND 197840 SPUR GEARS SHOWN IN THEIR RESPECTIVE POSITIONS IN FIGURE 67

FIGURE 97. VERTICAL TABULATION MODIFICATION KITS



SPECIFICATION 500045

THE 154771 MODIFICATION KIT TO PROVIDE VERTICAL TABULATION CONSISTS OF ALL PARTS ON THIS PAGE EXCEPT THOSE MARKED ⑤

FIGURE 98. 154770 MODIFICATION KIT TO PROVIDE VERTICAL TABULATION ON UPPER CASE "J" AND "Z" (INCLUDES THE 163535 MOD. KIT IN FIGURE 108)

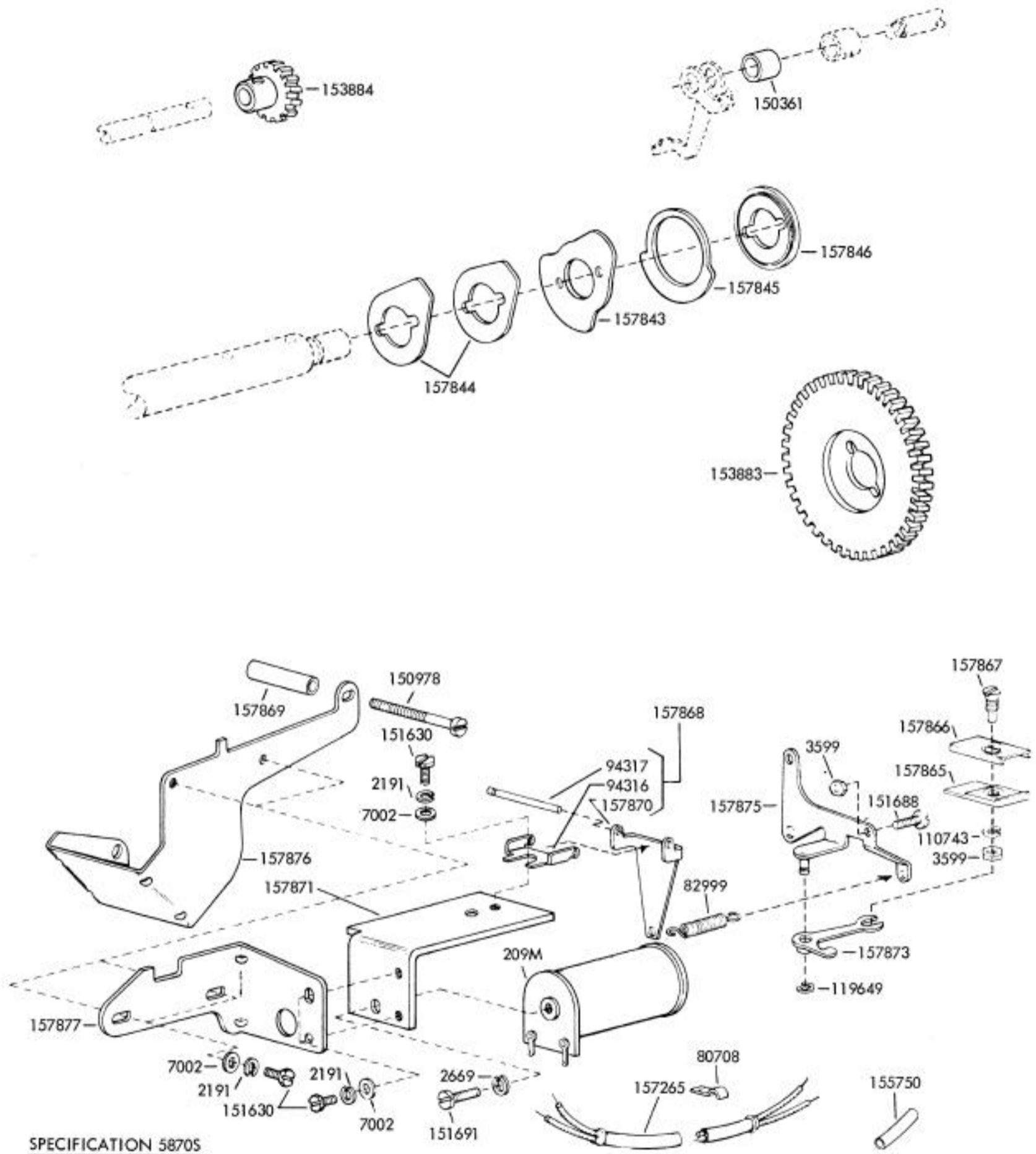
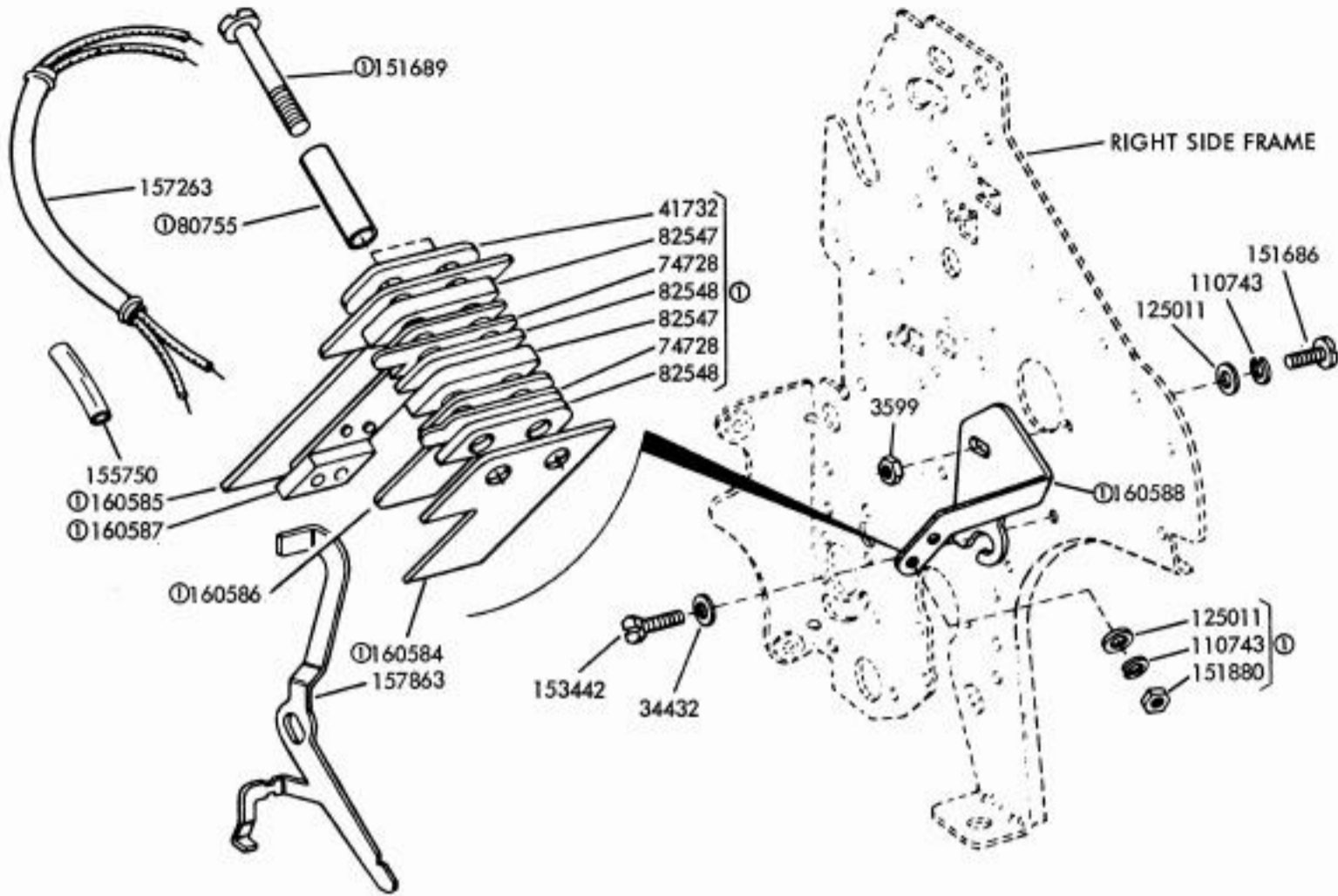
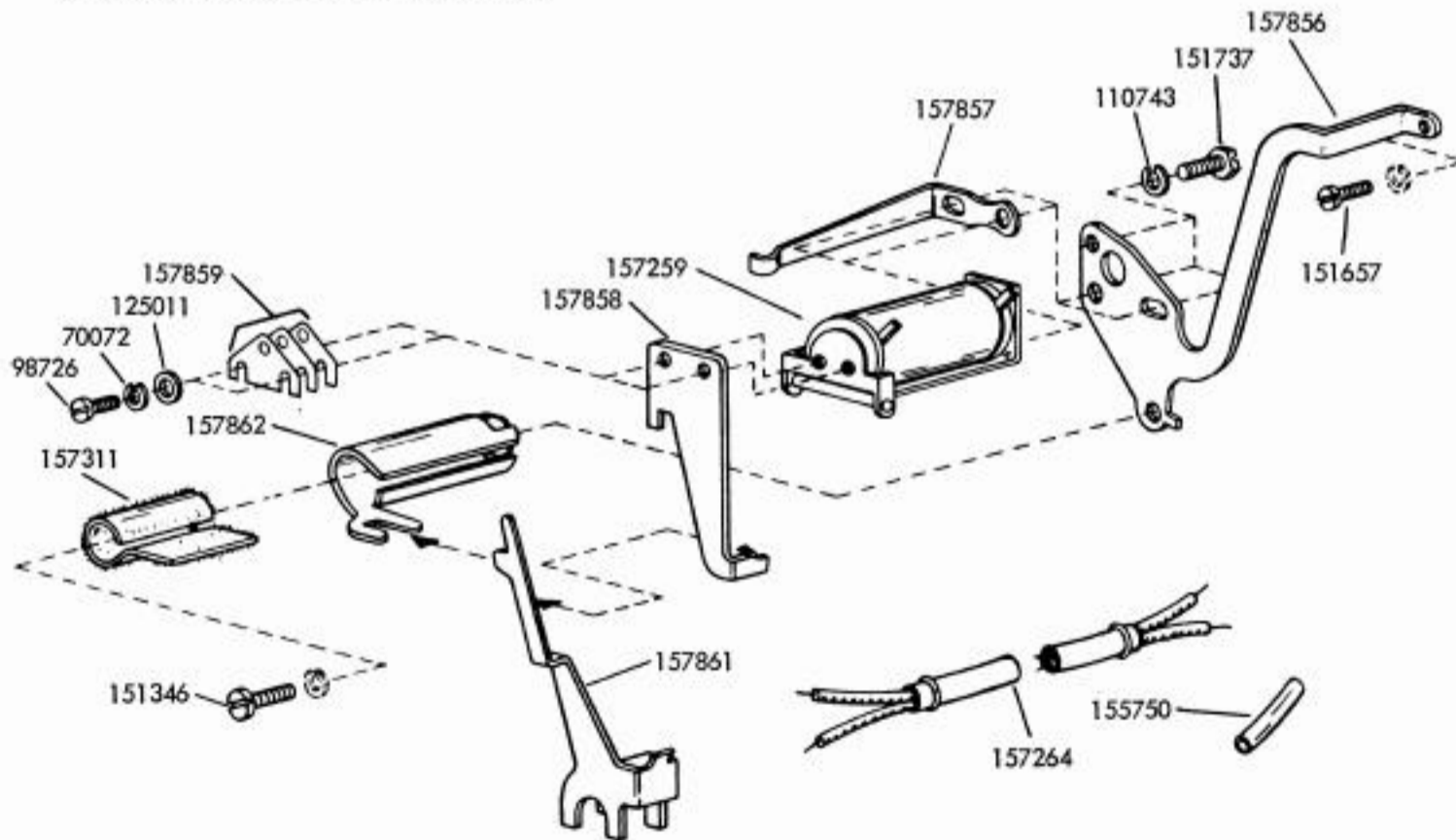


FIGURE 99. 154778 MODIFICATION KIT TO PROVIDE EXTERNAL PULSE SHIFT FEATURE
(CONTINUED ON NEXT PAGE)



①PART OF 160589 CONTACT ASSEMBLY



SPECIFICATION 58705

FIGURE 100. 154778 MODIFICATION KIT TO PROVIDE EXTERNAL PULSE SHIFT FEATURE
(CONTINUED FROM PRECEDING PAGE)

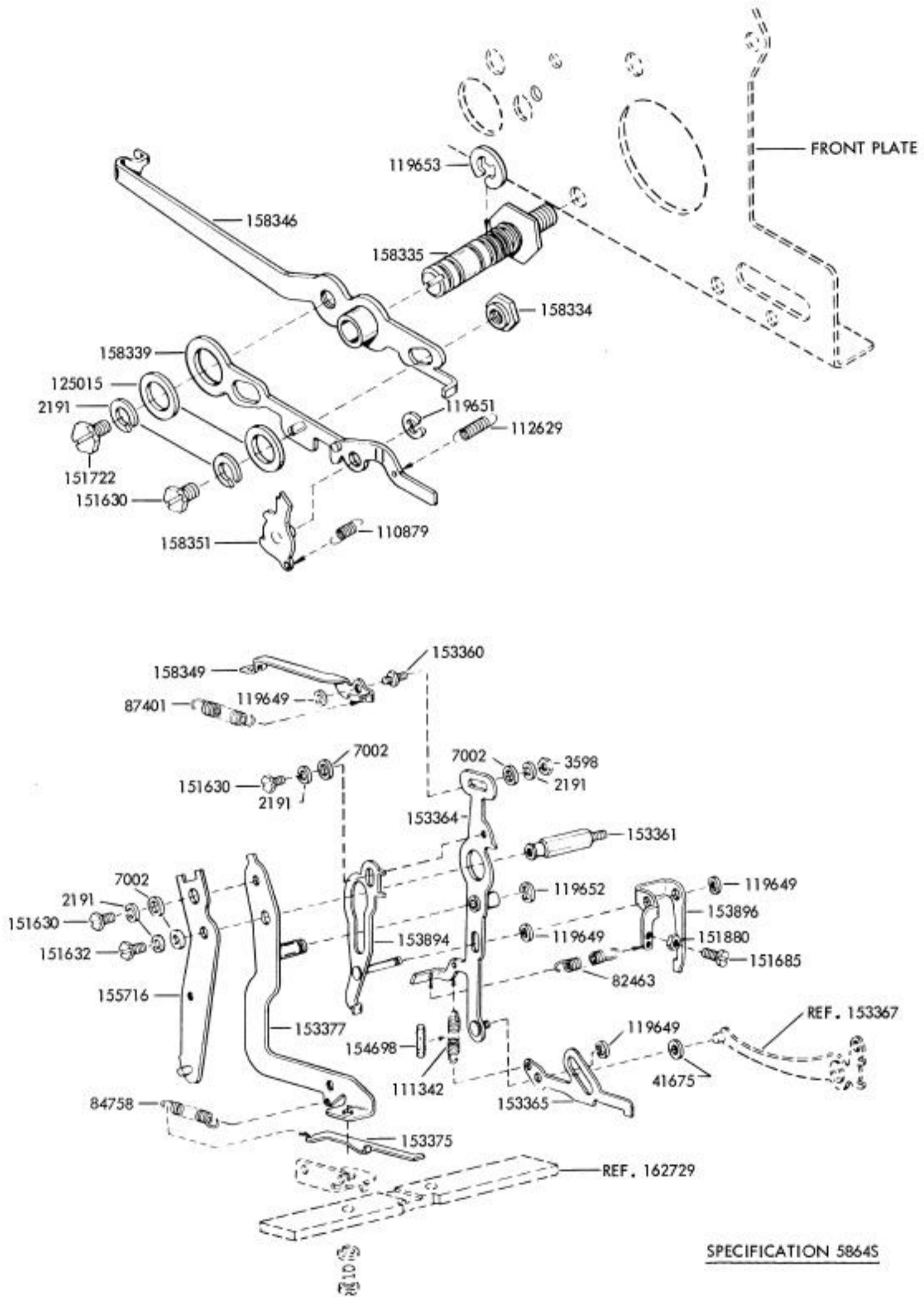


FIGURE 102. 157508 MODIFICATION KIT TO PROVIDE HORIZONTAL TABULATION
(CONTINUED ON NEXT PAGE)

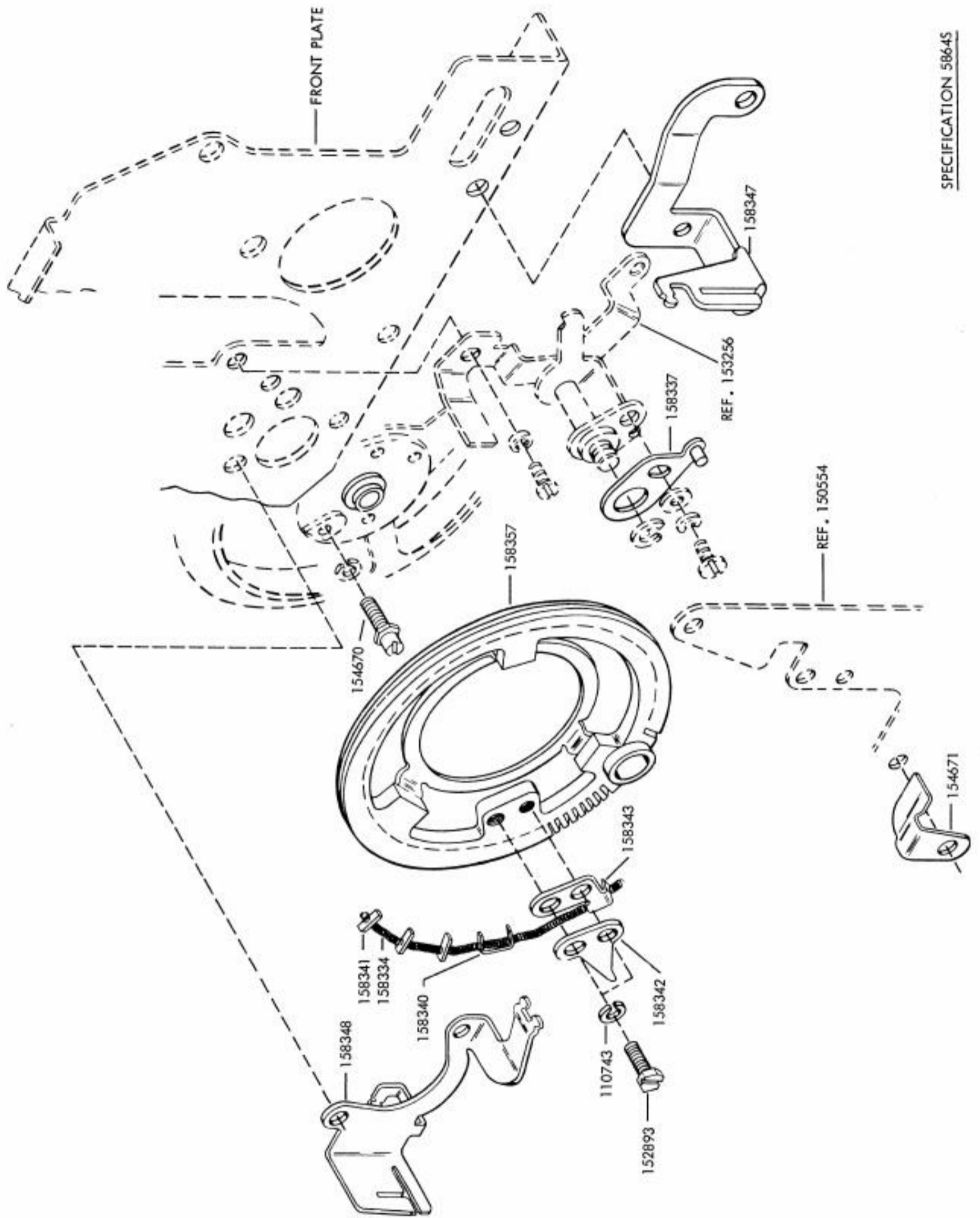
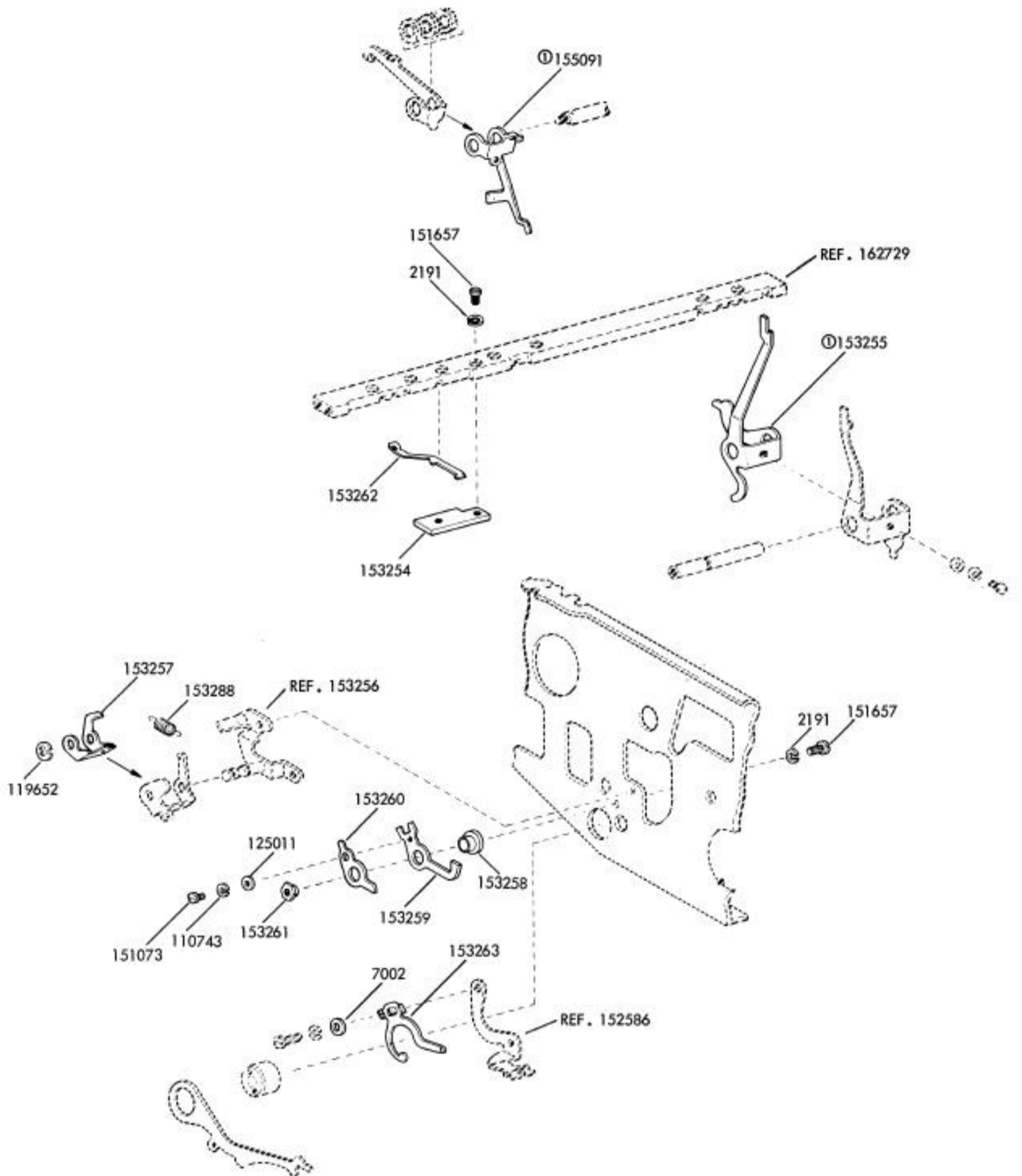


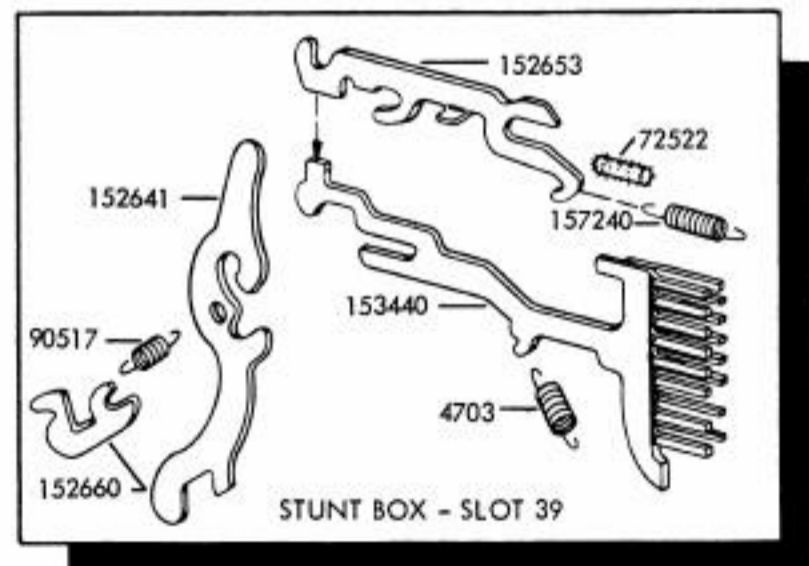
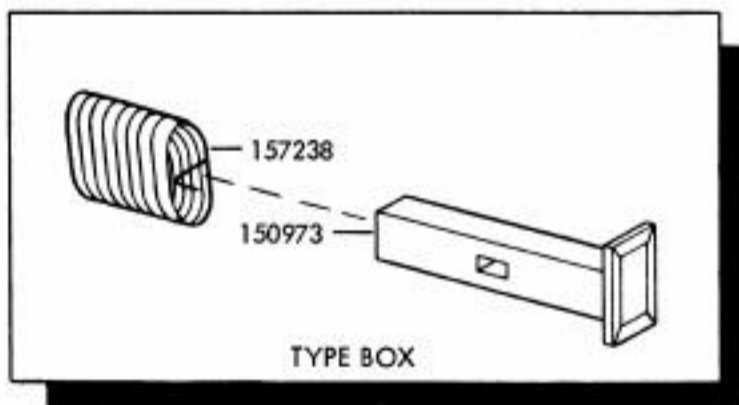
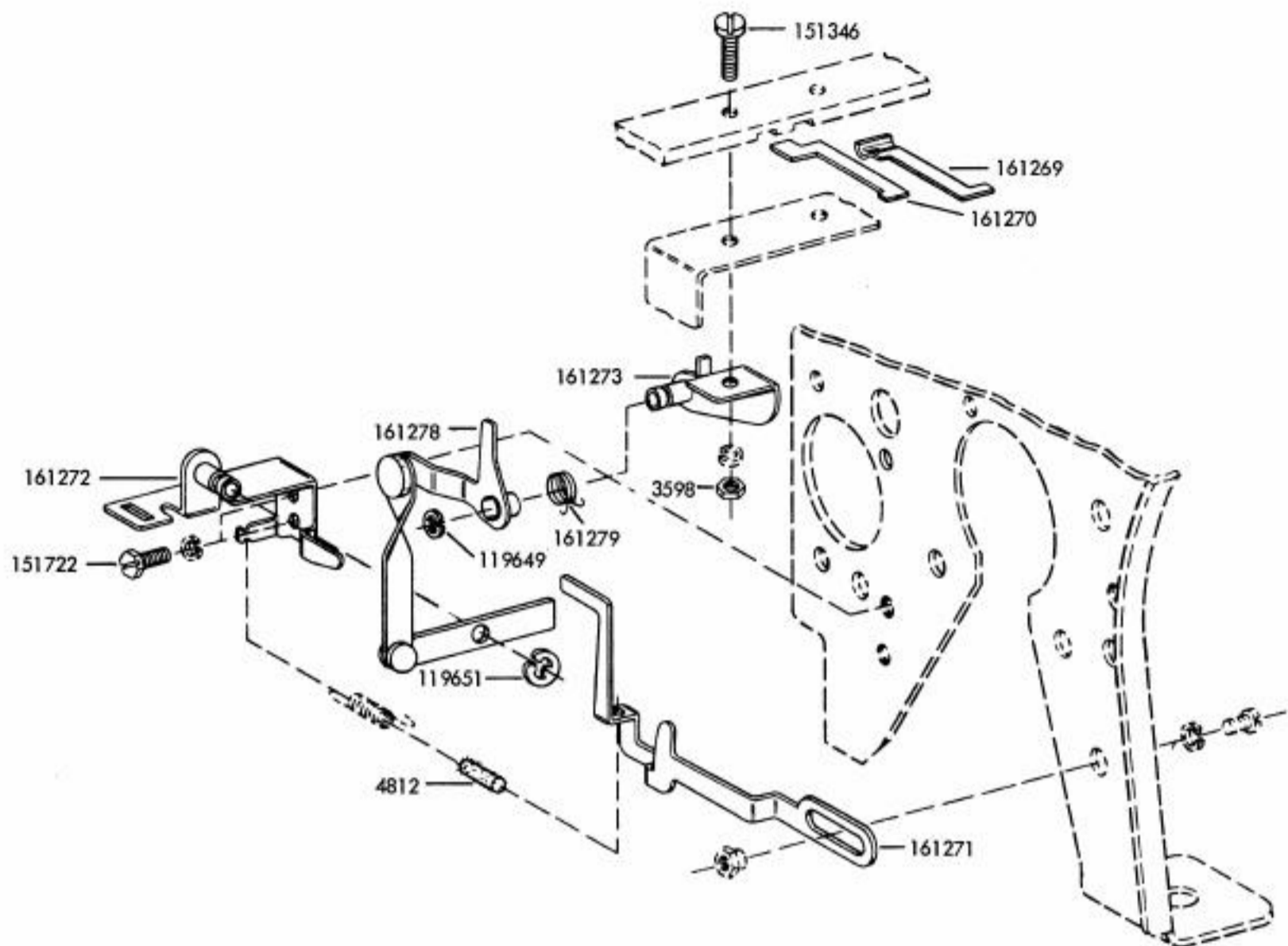
FIGURE 103. 157508 MODIFICATION KIT TO PROVIDE HORIZONTAL TABULATION
(CONTINUED FROM PRECEDING PAGE)



SPECIFICATION 57665

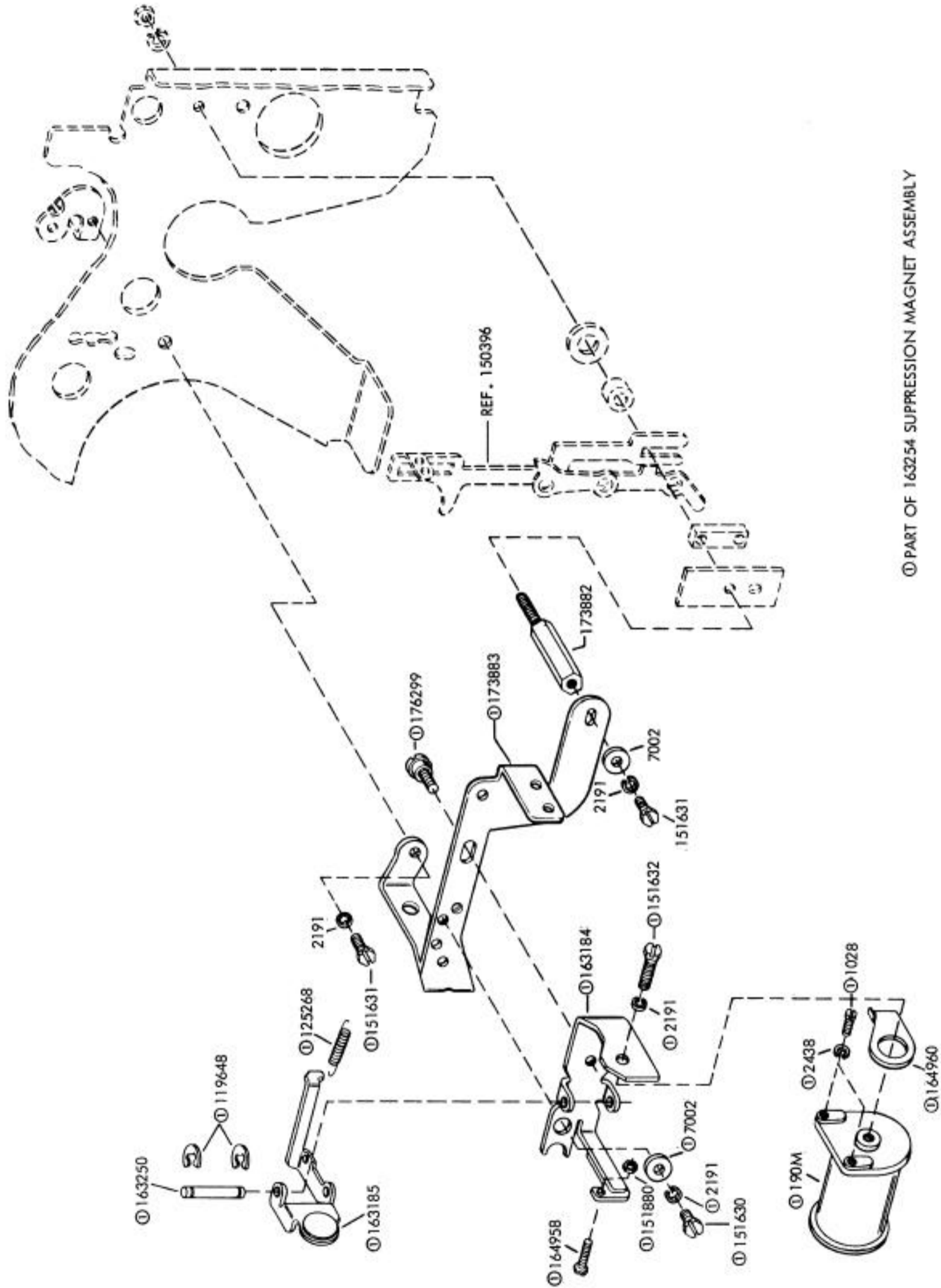
Ⓛ PECULIAR TO 152917 MODIFICATION KIT

FIGURE 104. 152917 AND 157510 MODIFICATION KITS TO PROVIDE LOCAL BACK SPACE



SPECIFICATION 58985

FIGURE 105. 161280 MODIFICATION KIT TO PROVIDE ON-LINE REVERSE LINE FEED



① PART OF 163254 SUPPRESSION MAGNET ASSEMBLY

SPECIFICATION 5946S

FIGURE 106. 163183 MODIFICATION KIT TO PROVIDE D.C. MAGNET OPERATED PRINT SUPPRESSION

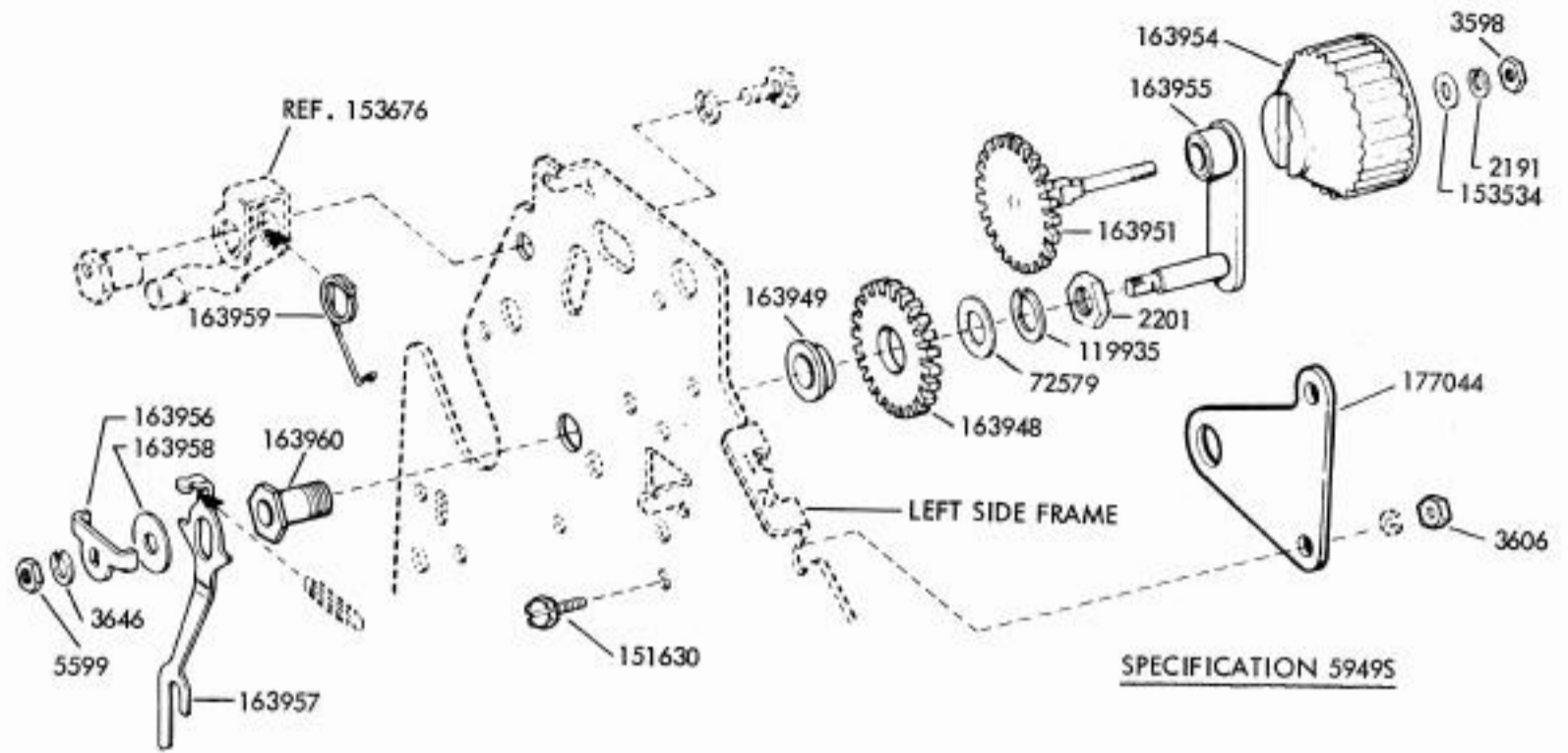


FIGURE 107. 163947 MODIFICATION KIT TO PROVIDE IMPROVED MANUAL PLATEN LINE FEED

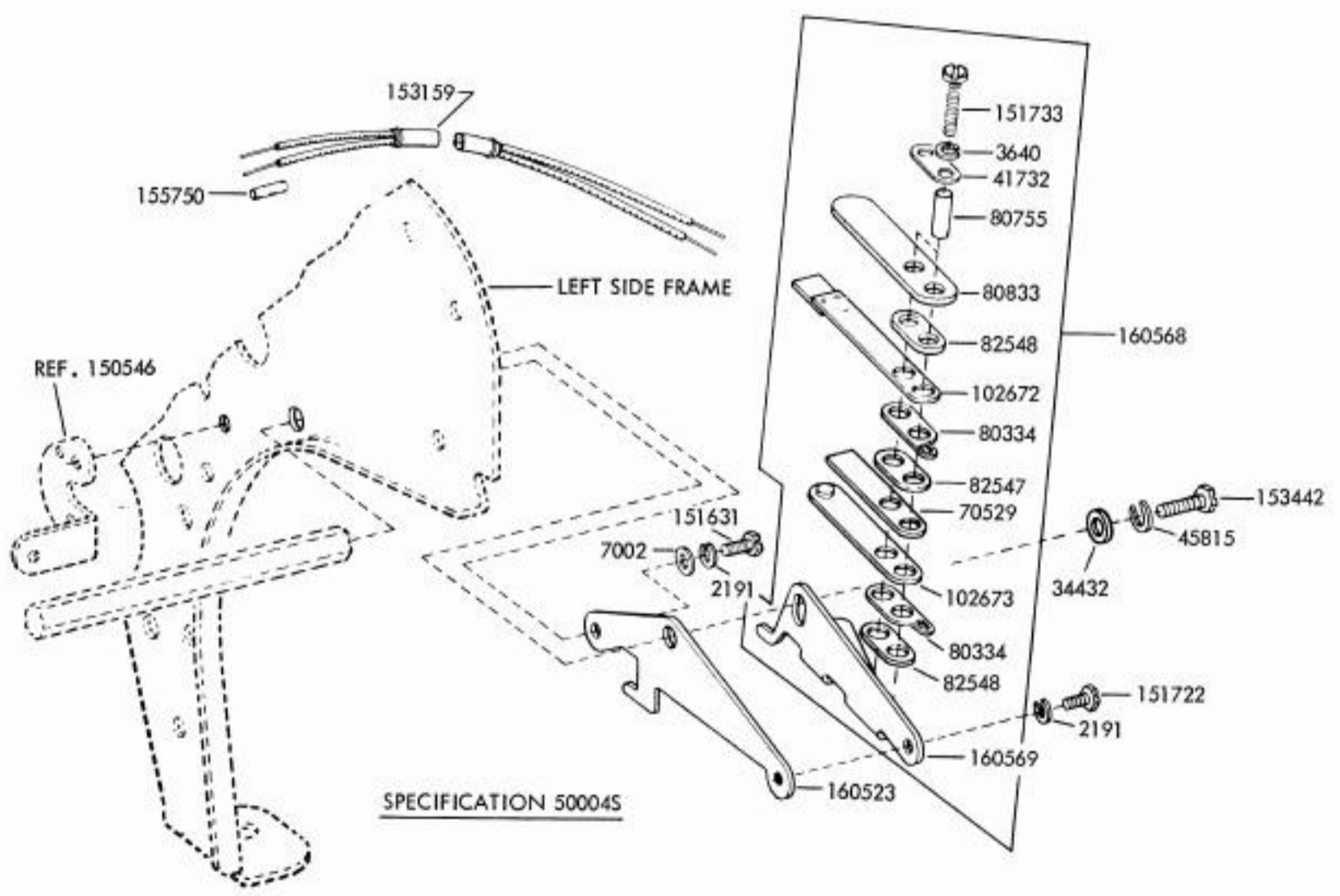
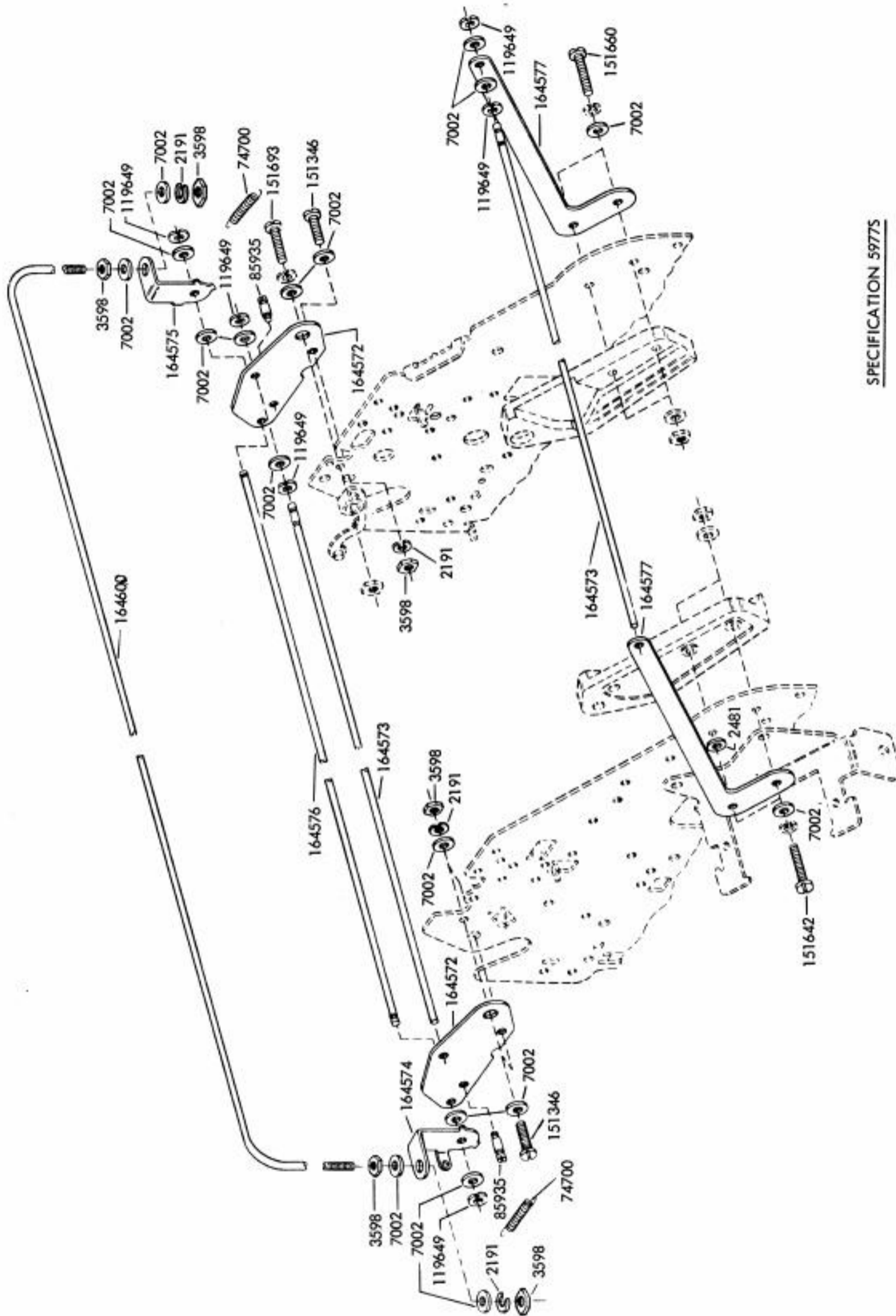
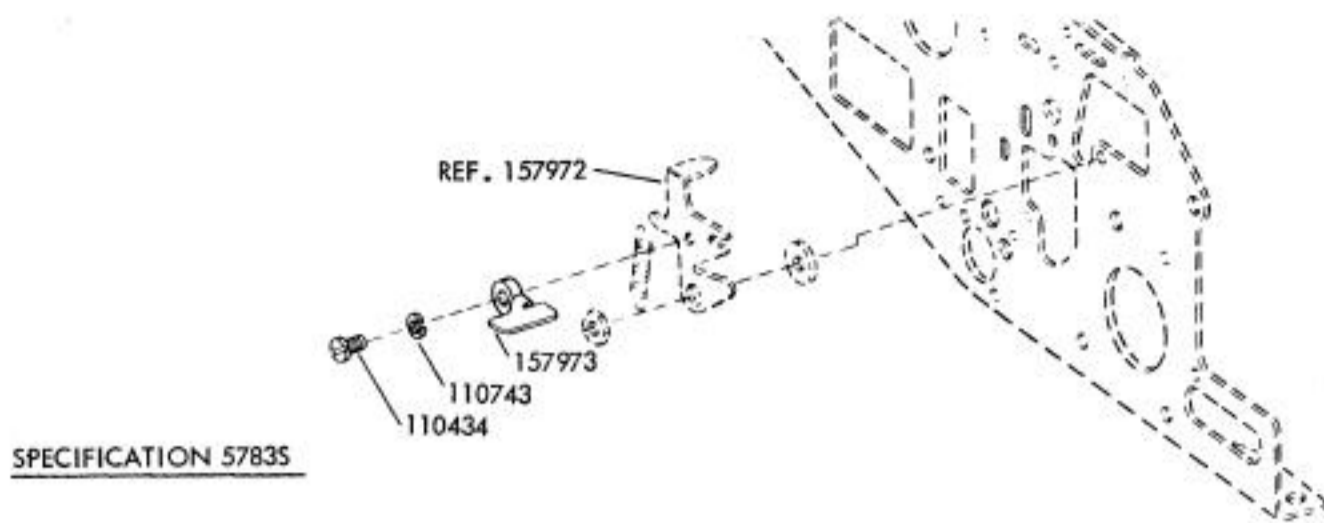


FIGURE 108. 163535 MODIFICATION KIT TO PROVIDE TRANSMITTER CONTROL FOR THE VERTICAL TABULATOR



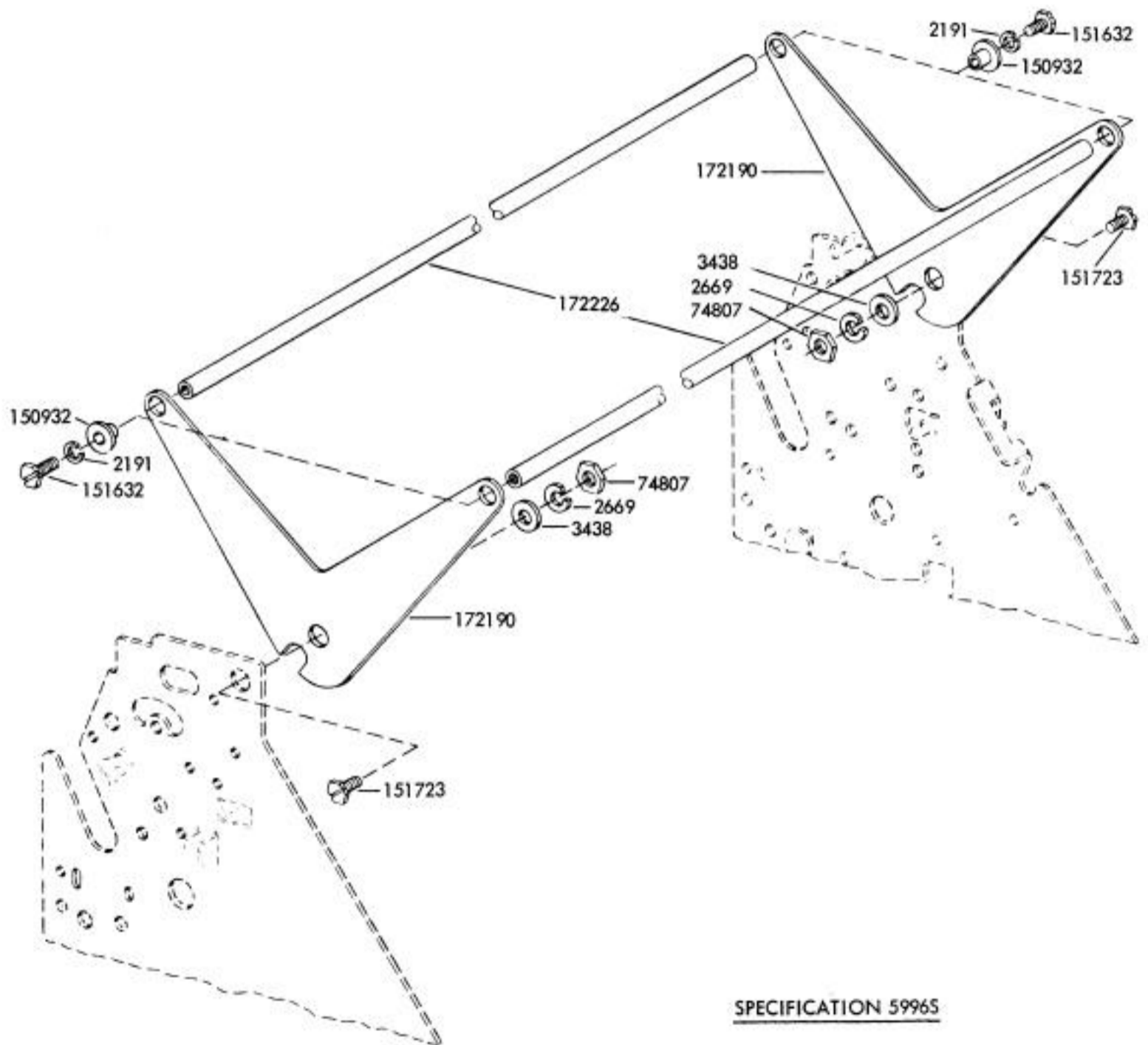
SPECIFICATION 59775

FIGURE 109. 164270 MODIFICATION KIT TO PROVIDE COPY DISPLAY



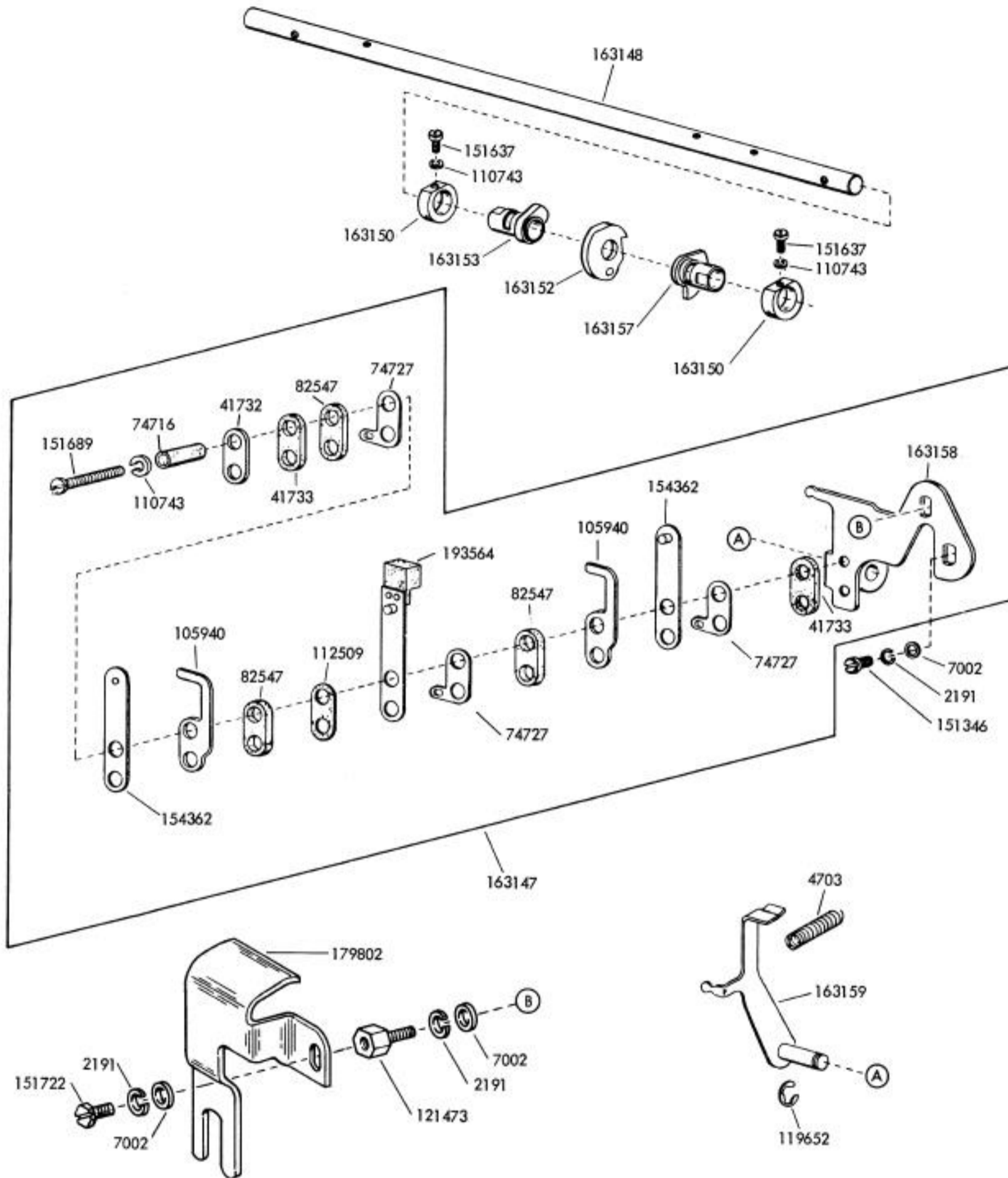
SPECIFICATION 57835

FIGURE 110. 157514 MODIFICATION KIT TO PROVIDE AUTOMATIC CARRIAGE RETURN AND LINE FEED



SPECIFICATION 59965

FIGURE 111. 172181 MODIFICATION KIT TO PROVIDE COPY DISPLAY



SPECIFICATION 58045

FIGURE 112. 163146 MODIFICATION KIT TO PROVIDE UNIVERSAL CONTACT

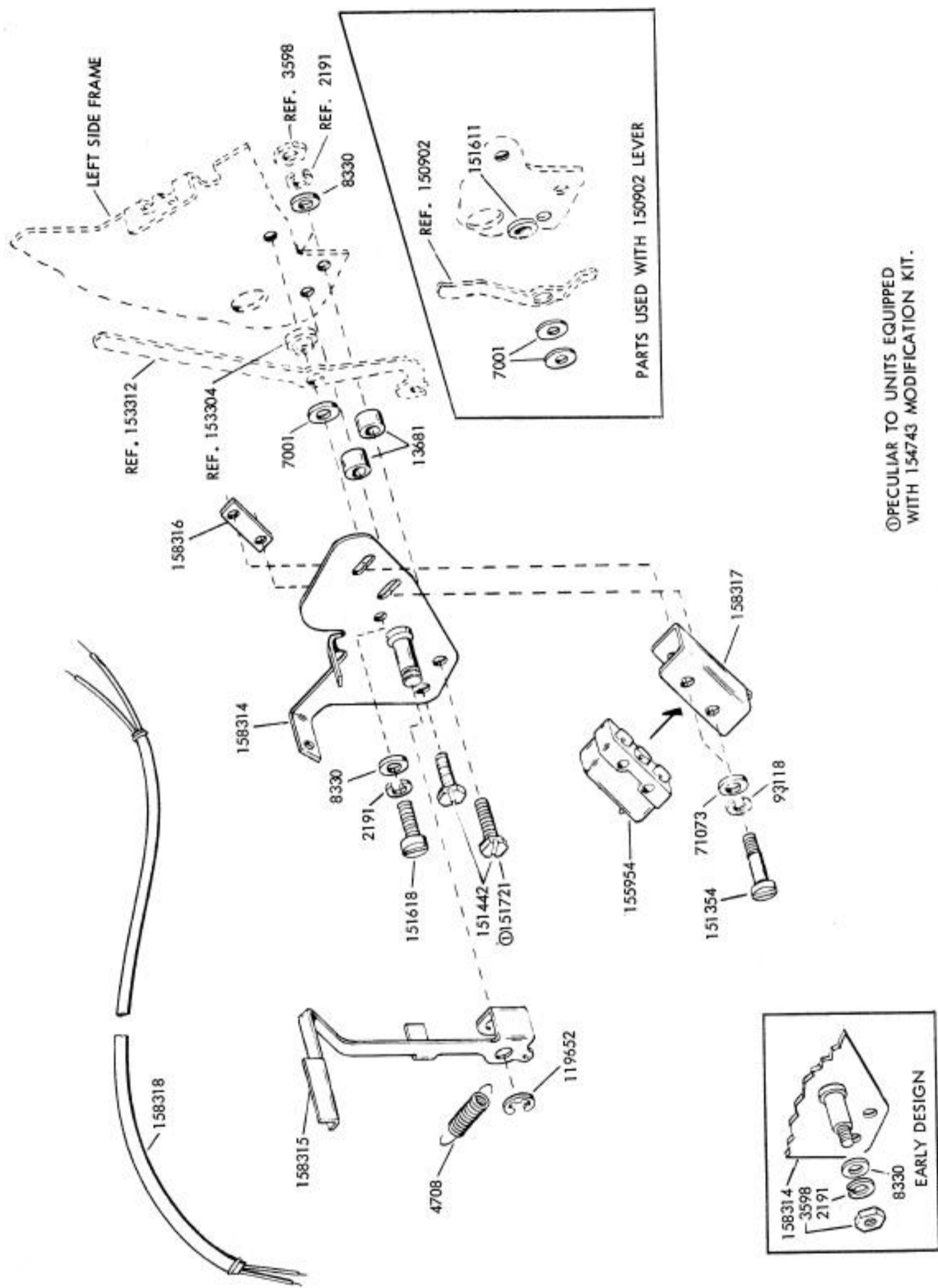
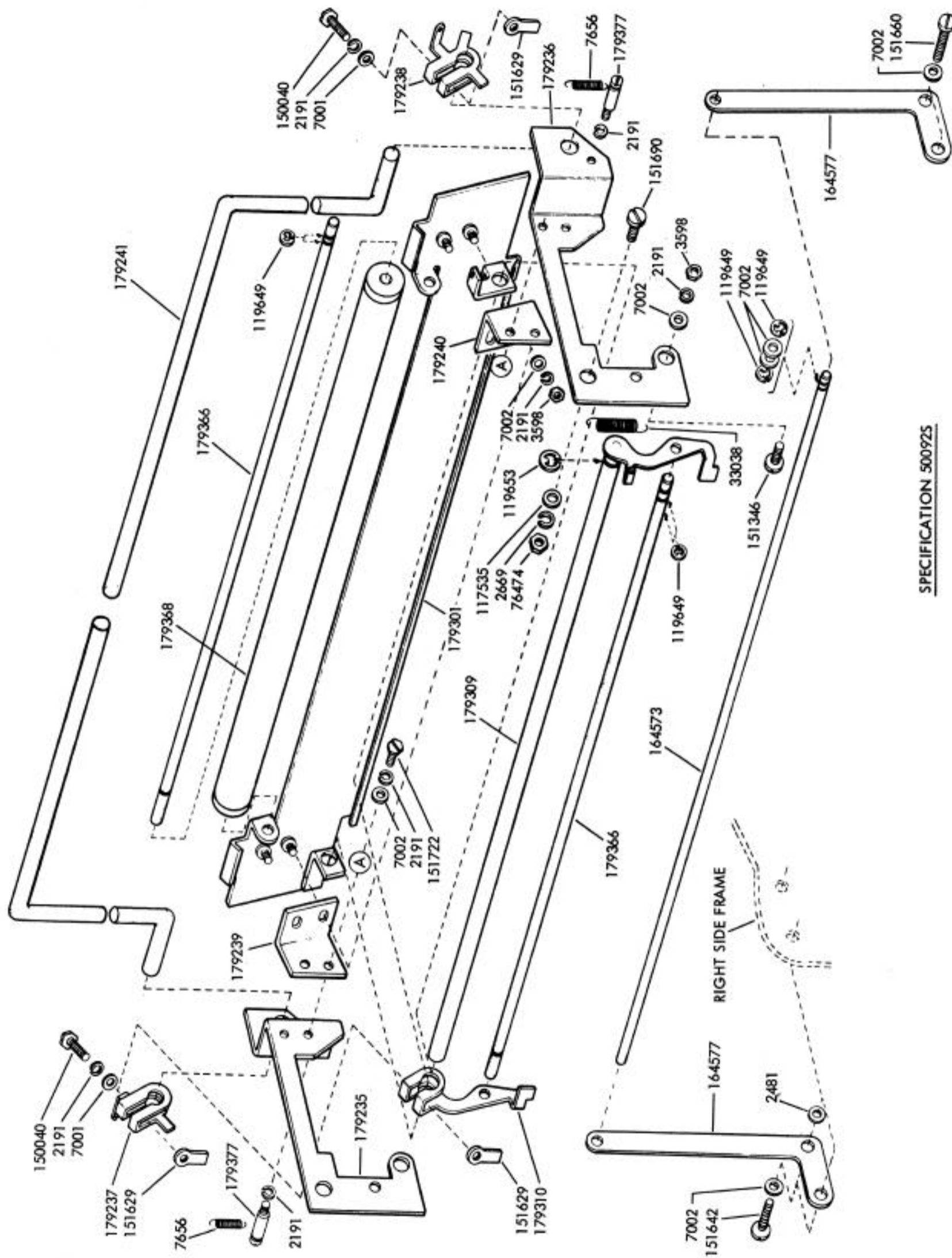
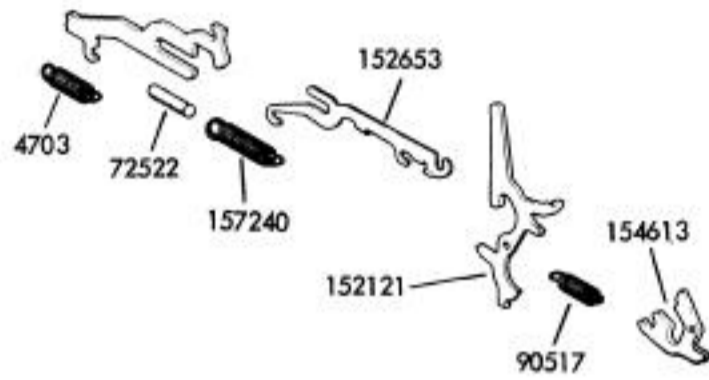


FIGURE 113. 159366 MODIFICATION KIT TO PROVIDE A FRICTION FEED PRINTER WITH PAPER-OUT ALARM

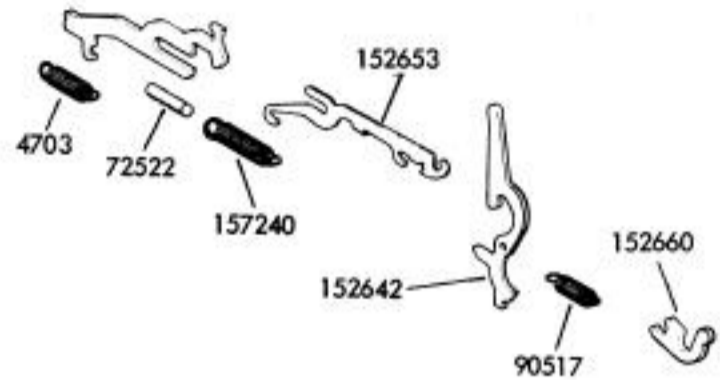


SPECIFICATION 500925

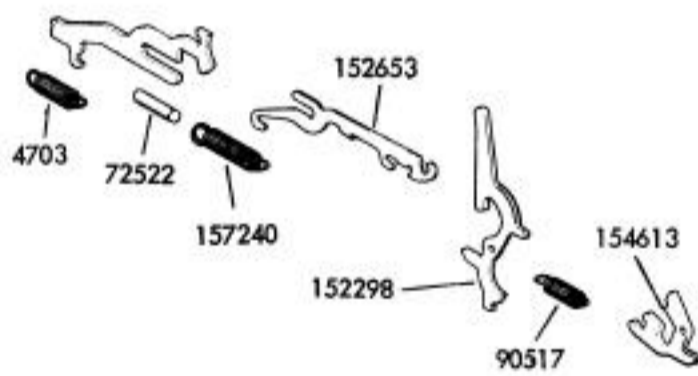
FIGURE 114. 179369 MODIFICATION KIT TO PROVIDE COPY DISPLAY



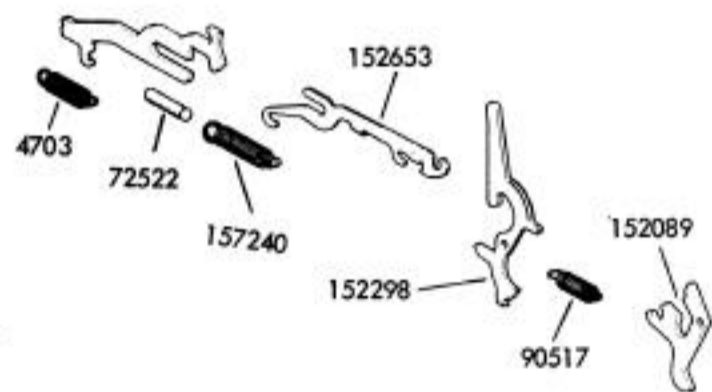
153915 (SEQUENTIAL)



153916 (WITHOUT LATCHING)



153917 (LATCHING BY STRIPPER BAIL LATCH)



153918 (LATCHING WITH RELEASE LATCH)

FIGURE 115. SELECTIVE CALLING FUNCTION LEVER MODIFICATION KITS

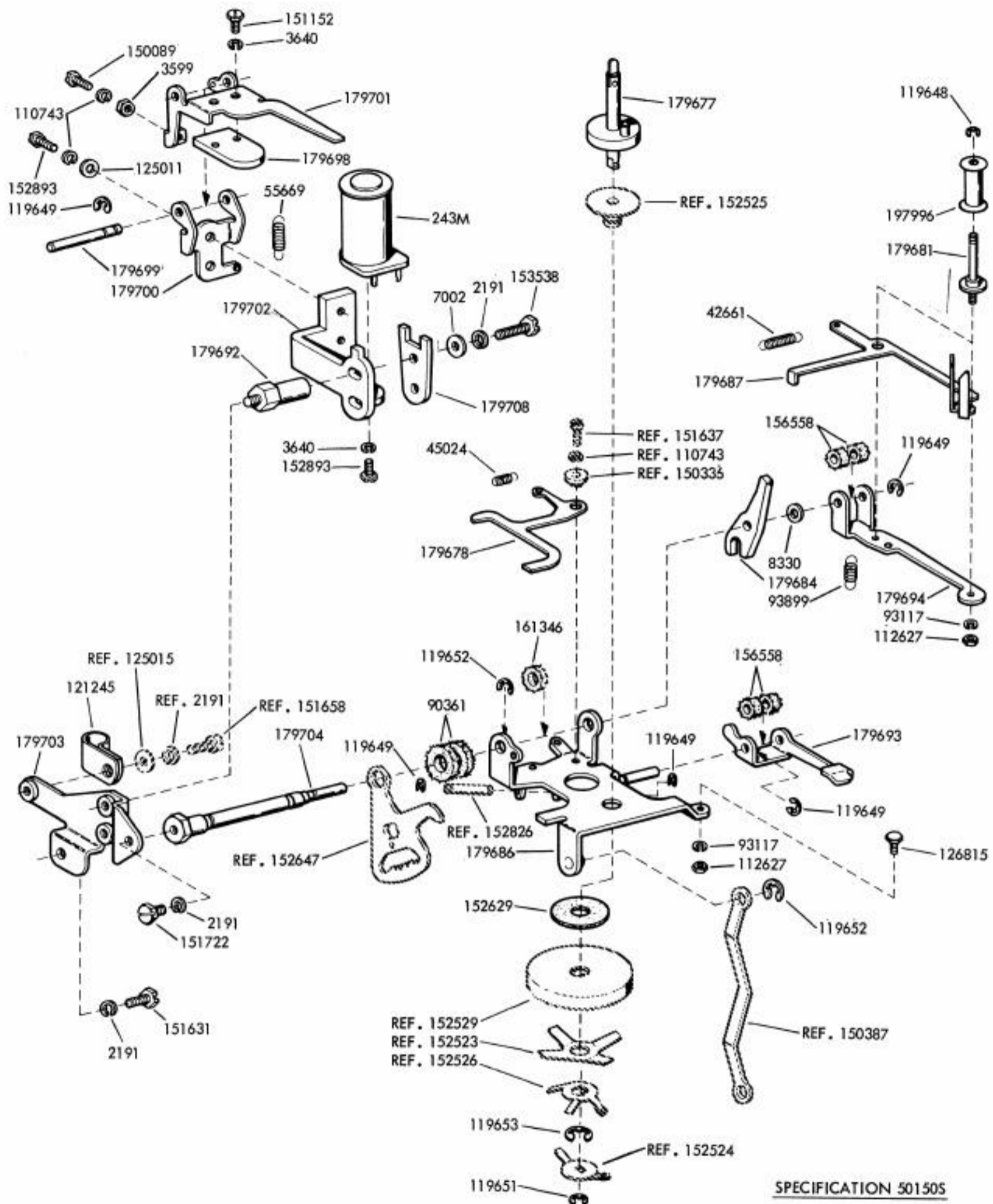


FIGURE 116. 179724 MODIFICATION KIT TO PROVIDE TWO COLOR RIBBON PRINTING - RIGHT SIDE (CONTINUED ON NEXT PAGE)

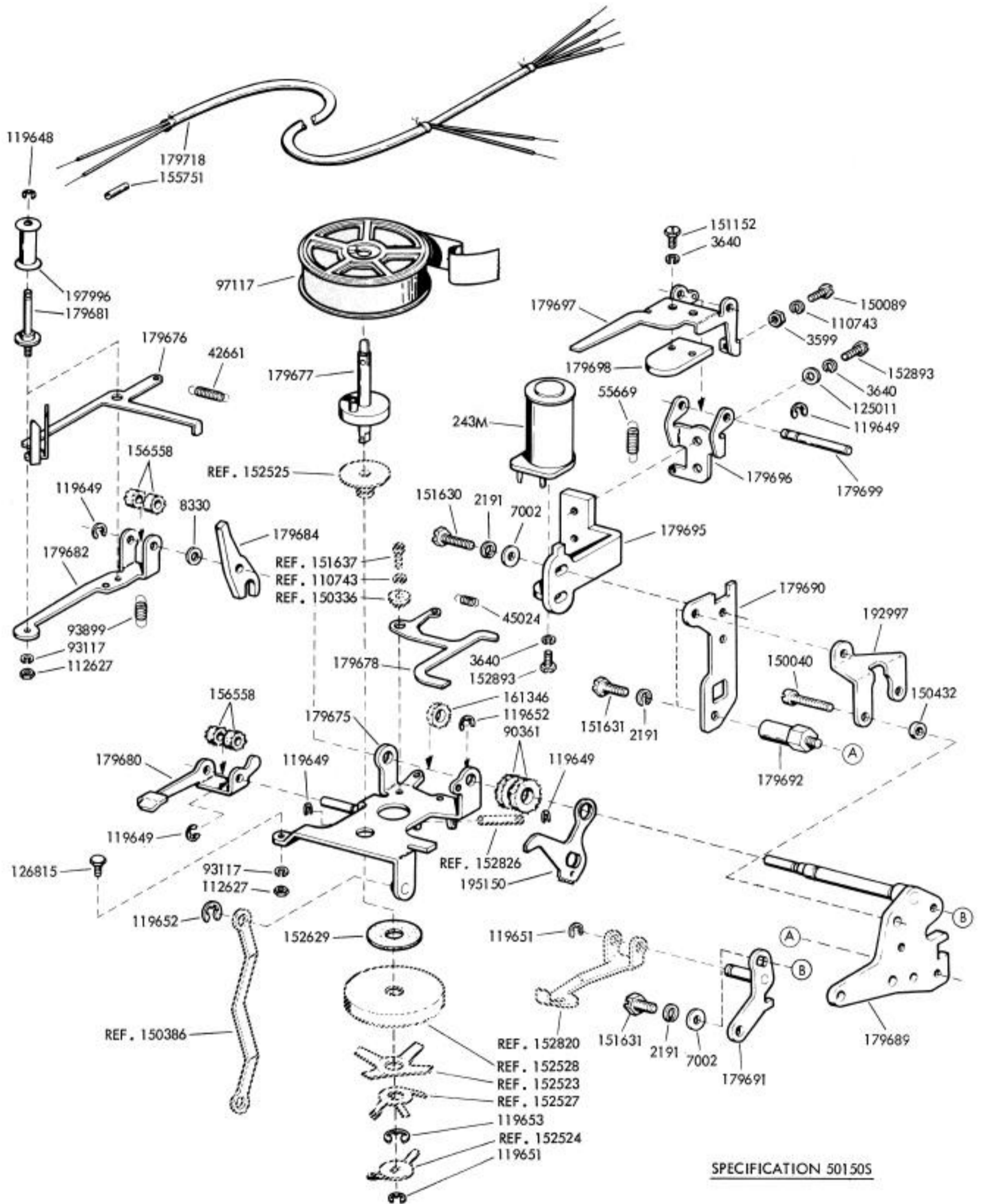


FIGURE 117. 179724 MODIFICATION KIT TO PROVIDE TWO COLOR RIBBON PRINTING - LEFT SIDE (CONTINUED FROM PRECEDING PAGE)

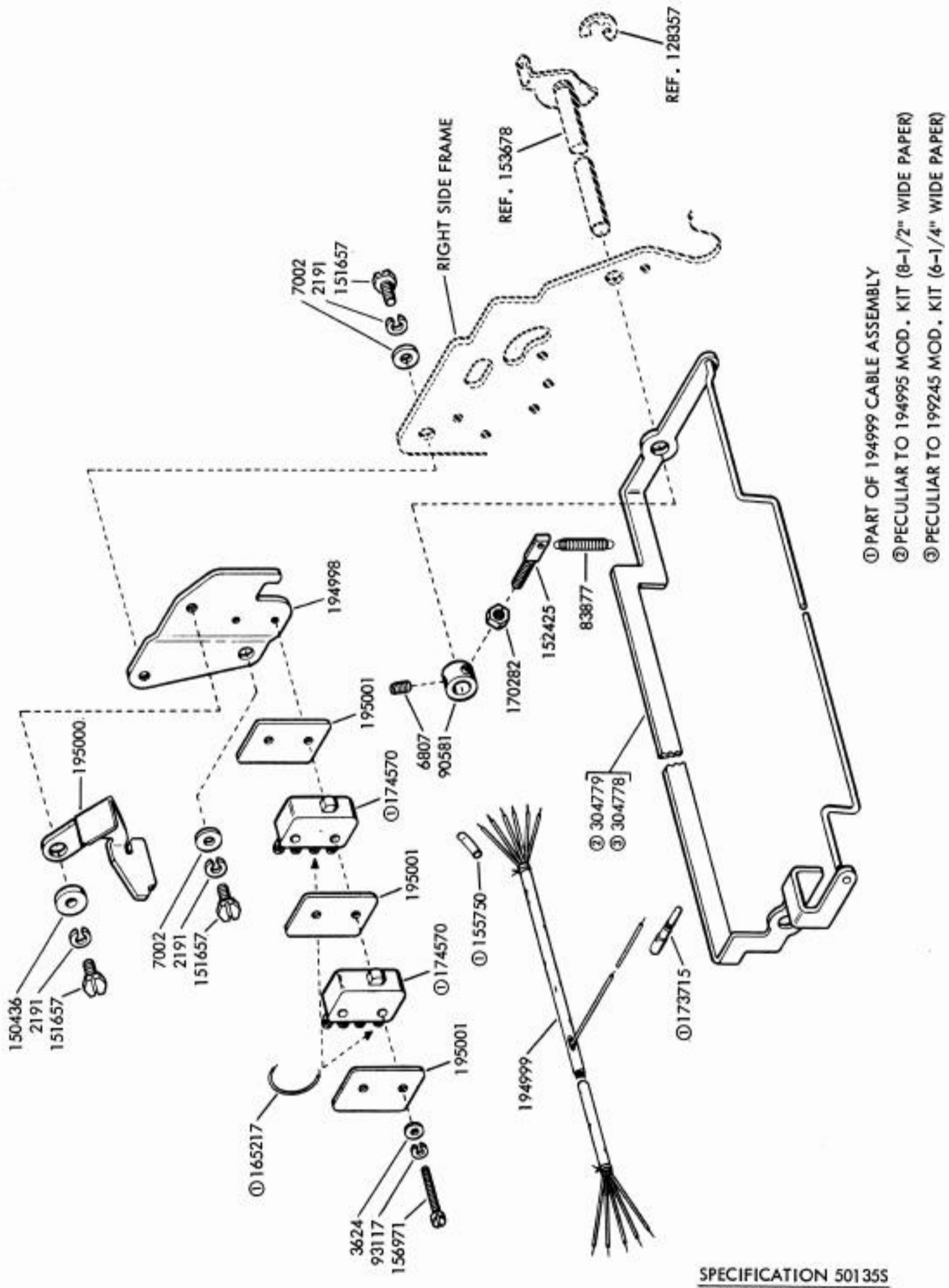


FIGURE 118. 194995 AND 199245 MODIFICATION KITS TO PROVIDE PAPER JAM ALARM

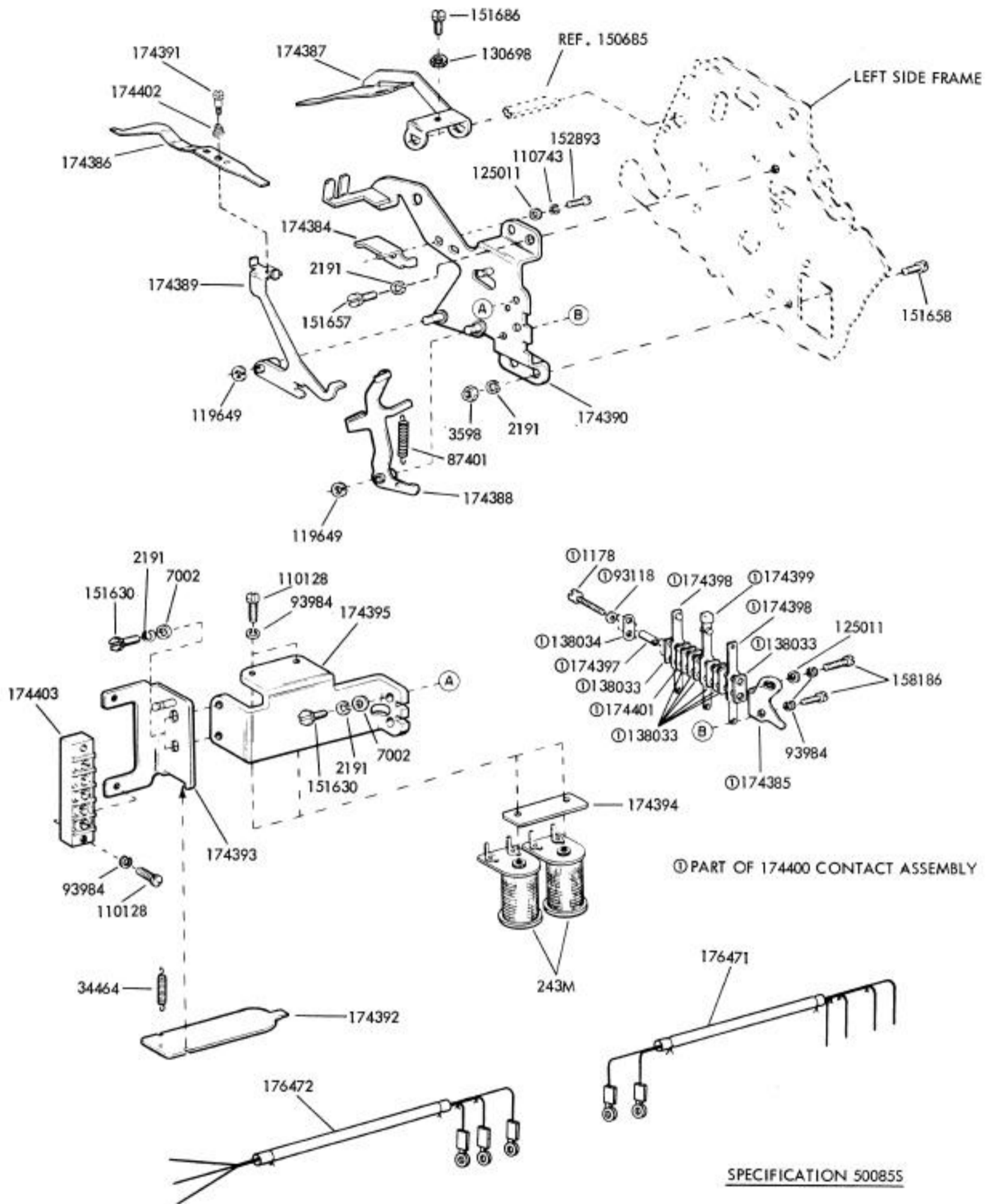


FIGURE 119. 174043 MODIFICATION KIT TO PROVIDE PAPER FEED FAILURE INDICATOR

NOTES OF EXPLANATION

- NOTE 1: (Figure 4) Parts shown in Figure 4 are peculiar to LP68.
- NOTE 2: (Figure 7) The 150098 Pressure Bail is no longer available. It has been replaced by a 157290 Pressure Bail. When replacing the 150098 with the 157290 Pressure Bail, two 150269 Rollers and four 150026 Guide Levers are removed. All other parts are available for maintenance.
- NOTE 3: (Figure 10) The 153317 Bearing Bracket is no longer available. It has been replaced by a 157990 Bearing Bracket, a 157991 Stud, a 2669 Lock Washer and a 112626 Screw.
- NOTE 4: (Figures 11 and 12) Parts shown in Figures 11 and 12 are peculiar to LP98.
- NOTE 5: (Figure 15) The 153560 Cam Shaft is no longer available. It has been replaced by a 154789 Modification Kit to replace the 153560 Cam Shaft and associated parts (see Figure 13 for components).
- NOTE 6: (Figure 15) The 153573 Bail has been redesigned but retains its original number (see Figure 13 for late design).
- NOTE 7: (Figure 16) The 153700 Platen Hub has been replaced by a new 154358 Platen Hub. The 153571 through 153767 Rubber Platens have been replaced by new 176221 through 176237 Rubber Platens. The new platen hub may be identified by ① a rectangular groove in the platen locating diameter of the hub (for a neoprene "O" ring) and ② a shoulder to act as a stop for the platen. The early design rubber platen has ① formed lugs to position the platen against the hub and ② the inside diameter is increased at each end to fit the platen hub. The new rubber platen has no positioning lugs and the inside diameter is uniform from end to end. The old style rubber platens can be used with the new hubs, but the new rubber platens cannot be used with the old style hubs.
- NOTE 8: (Figure 21) Since the type box alignment cannot be adjusted, the 152502 Type Box Carriage Plate is no longer available. It has been replaced by a 152502 Modification Kit to provide Type Box Alignment (See Figure 20 for components).
- NOTE 9: (Figure 22) The 163459 Gear is used on LP72, LP84 and LP94.
- NOTE 10: (Figure 22) The 153883 Gear is used on LP8.
- NOTE 11: (Figure 22) The 163503 Gear is used on LP72 and LP94.
- NOTE 12: (Figure 22) The 178764 Gear is used on LP84.
- NOTE 13: (Figure 27) The 154625 Space Suppression Ring is used on LP6, LP7, LP8 and LP9.
- NOTE 14: (Figure 30) The 150953 Slide Assembly is no longer available. It has been replaced by a 153183 Slide Assembly and a 153946 Modification Kit to provide improved Horizontal Positioning Knee Link Assembly (see Figures 29 and 33 for components).
- NOTE 15: (Figure 30) The 150531 Clamp Plate is no longer available. It has been replaced by a 164316 Clamp Plate (shown in Figure 29).
- NOTE 16: (Figure 31) The 3649 Flat Washer and 153884 Gear are used on LP8.
- NOTE 17: (Figure 31) The 150438 Bellcrank is used on LP3 and LP8.
- NOTE 18: (Figure 34) The 152569 and 152570 Shift Slide Drive Linkages are no longer available. They are replaced by a 153946 Modification Kit to provide improved Horizontal Positioning Knee Link Assembly (see Figure 33 for components).
- NOTE 19: (Figure 34) The 150757 Arm is no longer available. It has been replaced by a 170079 Arm.
- NOTE 20: (Figure 40) The 152434 Plate is no longer available. It has been replaced by a 153904 Modification Kit to provide improved Range Scale Sector Mounting (see Figure 38 for components).
- NOTE 21: (Figure 40) The 153491 Plate is no longer available. It has been replaced by a 154723 Modification Kit to provide improved Range Scale Sector Mounting (see Figure 38 for components).
- NOTE 22: (Figure 40) The 152439 Shaft is no longer available. It has been replaced by a 157261 Shaft and a 119648 Retaining Ring.
- NOTE 23: (Figure 41) Parts shown enclosed are peculiar to LP94.
- NOTE 24: (Figure 43) The 152413 Magnet Bracket is no longer available. It has been replaced by a 164386 Magnet Bracket.
- NOTE 25: (Figure 43) The 152422 Armature is no longer available. It has been replaced by a 160180 Armature.
- NOTE 26: (Figure 43) The 152424 Stop Plate is no longer available. It has been replaced by a 160184 Stop Plate.
- NOTE 27: (Figure 47) The 152554 Code Bar is used on LP3.
- NOTE 28: (Figure 47) The 150285 Tie Bar and the 152721 Code Bar are used on LP3, LP4, LP5 and LP7.
- NOTE 29: (Figure 49) The 152560 Pallet Box Rear Plate is no longer available. It has been replaced by a 194054 Set of Parts consisting of a 179396 Front Plate and a 179397 Rear Plate. The new plates may be identified by a letter "X" stamped in the top center of each plate between the "LTRS" and "FIGS" stamping. Old and new style plates are interchangeable in pairs only. The old style 154616 Front Plate is still available for replacement purposes.
- NOTE 30: (Figure 50) The old and new style type boxes may be identified by the depth of the Pallet Box Front Plate (new style being shallower). The old style pallets cannot be used in the new style type boxes. New style pallets can be used in either new or old style type boxes. The old style 150077 Pallet Spring is no longer

NOTES OF EXPLANATION

available and is replaced by a new style 157238 Pallet Spring. Only the new style spring can be used universally with either the new or old style typepallets and typeboxes. However, the old style springs can be used with the new style pallets in an old style type box. The old and new style pallets may be identified by the length of the shank from the rear of the pallet head to the far end of the elongated hole. (The old style being the longer - See Figures 49 and 50).

NOTE 31: (Figure 59) The switch assemblies shown in Figure 59 are no longer available. They have been replaced by new style switch assemblies shown in Figure 58. The replacements are as follows: The 155917 through 155924 Switch Assemblies have been replaced by 172600 through 172607 Switch Assemblies respectively. The 157070 through 157100 Switch Assemblies have been replaced by 172500 through 172530 Switch Assemblies respectively. The 160192 through 160197 Switch Assemblies have been replaced by 172531 through 172536 Switch Assemblies respectively. The 160198 Switch Assembly has been replaced by a 172534 Switch Assembly. The 160199 through 160218 Switch Assemblies have been replaced by 172538 through 172557 Switch Assemblies respectively. The 160219 Switch Assembly has been replaced by a 172560 Switch Assembly. The 160220 Switch Assembly has been replaced by a 172559 Switch Assembly.

NOTE 32: (Figure 85) The 153701 through 153717 Modification Kits are no longer available. They have been replaced by 176181 through 176197 Modification Kits respectively; However, the parts remain the same with the exception of the 153751 through 153767 Platens which have been replaced by the new 176221 through 176237 Platens respectively. The old style 153751 through 153767 Platens are still available for replacement purposes (see Figure 16 and Note 7).

NUMERICAL INDEX

Part Number	Description and Page Number	Part Number	Description and Page Number	Part Number	Description and Page Number
190M	Coil, Magnet 98	7603	Spring 30, 34	74882	Spring 25
209M	Coil, Magnet 91	7655	Spring 72	75226	Wick, Felt 38
233M	Coil, Magnet 16	7656	Spring 104	75229	Spring 36, 88
243M	Coil, Magnet 106, 107, 108	7835	Ribbon W/Spool (Black) 50	75607	Washer, Flat 84
250M	Coil, Magnet 48	7965	Spring 15, 80	76081	Washer, Flat 47
254M	Coil, Magnet 46	8330	Washer, Flat 6, 21, 30, 33, 40, 43, 53, 78, 79, 93, 103, 106, 107	76099	Washer, Flat 47
1010	Screw, Shoulder (6-40) 8			76249	Screw (6-40 x 1/8 Fil) 14
1028	Screw (4-40 x 1/4 Fil) 16, 98	8449	Spacer (.094") 30, 50	76379	Spring 23, 25
1041	Screw, Shoulder (6-40) 84	13681	Spacer (.187") 6, 103	76461	Washer, Flat 34
1163	Screw (4-40 x 3/16 Fil) 41	22015	Spring 50, 61	76474	Nut (10-32 Hex) 104
1164	Screw (2-56 x 3/16 Fil) 26	27425	Screw (2-56 x 5/32 Fil) 25	76800	Spring 21
1178	Screw (2-56 x 7/16 Fil) 109	31636	Spring 51, 76	78533	Spring 43
1196	Screw, Shoulder (6-40) 19	33038	Spring 13, 72, 104	79012	Insulator 47
1214	Screw, Set (10-32) 36	33828	Spring 23, 25, 38	79449	Shim (.008") 37
1222	Screw (2-56 x 1/2 Fil) 17, 69	34432	Washer, Flat 51, 70, 75, 92, 99	80310	Washer, Felt 32
1272	Screw (6-40 x 11/16 Fil) 87	34464	Spring 109	80334	Terminal, Contact 70, 99
1293	Screw (4-40 x 1/8 Fil) 50	35826	Washer, Flat 17, 69, 90	80342	Screw (6-40 x 23/64 Hex) 60, 93
2034	Washer, Flat 41, 43	36273	Washer, Flat 38	80581	Spring 13, 22, 36, 37, 86
2191	Washer, Lock 6, 7, 9, 11, 13 to 28, 30, 32 to 34, 36 to 41, 43, 45 to 47, 49 to 53, 60, 61, 69, 70, 72, 73, 75 to 81, 83, 84, 87, 90, 91, 93, 94, 96, 98 to 104, 106 to 109	36463	Spring 38	80708	Clamp, Cable 70, 75, 79, 91
		41382	Spring 43, 90	80755	Bushing, Insulating 92, 99
		41675	Washer, Flat 72, 94	80833	Guard, Contact Spring 99
		41720	Spring, Contact 70	80848	Spring 21
2201	Nut (5/16-32 Hex) 9, 99	41732	Plate, Clamp 70, 92, 99, 102	81731	Spring 36, 81, 88
2422	Washer, Lock 17, 69	41733	Insulator (.062") 70, 102	81778	Screw (4-40 x 3/16 Fil) 46
2438	Washer, Flat 16, 46, 98	42661	Spring 17, 34, 49, 50, 69, 106, 107	82442	Spring 13
2481	Washer, Flat 19, 100, 104	42823	Washer, Flat 17, 27, 28, 71	82463	Spring 13, 14, 49, 50, 72, 94
2539	Nut (3/8-32 Hex) 18, 30, 78	42827	Screw (3-48 x 1/4 Fil) 51	82547	Insulator (.094") 70, 92, 99, 102
2669	Washer, Lock 6, 13, 17, 18, 23, 25, 32, 36, 43, 69, 90, 91, 101, 104	45024	Spring 106, 107	82548	Insulator (.062") 92, 99
		45027	Spring 36	82860	Spring 84
		45815	Washer, Lock 99	82999	Spring 91
2836	Spring 14	49420	Spring 53	83877	Spring 108
3438	Washer, Flat 37, 87, 101	55063	Spring 21	84575	Spring 13, 35
3598	Nut (6-40 Hex) 6, 8, 9, 11, 13, 14, 17 to 19, 22 to 28, 30, 34, 36, 38 to 41, 43, 46, 53, 69, 72, 73, 75, 78, 80, 84, 87, 90, 94, 97, 99, 100, 103, 104, 109	55669	Spring 106, 107	84598	Spring, Contact 70
		70072	Washer, Lock 92	84758	Spring 72, 94
3599	Nut (4-40 Hex) 9, 11, 30, 34, 36, 38, 43, 45, 46, 50, 61, 62, 75, 78, 91, 92, 106, 107	70388	Spring 30, 79	85407	Spring 74
		70529	Stiffener 99	85816	Wick, Felt 34
3606	Nut (6-40 Hex) 42, 45, 60, 99	70886	Washer, Flat 14	85935	Post, Spring 100
3624	Washer, Flat 108	71073	Washer, Flat 103	86079	Washer, Felt 84
3640	Washer, Lock 13, 14, 41, 99, 106, 107	71681	Spool, Ribbon 49	86304	Spring 13
		72468	Spring 11	86835	Spring 38, 46, 75, 80
3646	Washer, Lock 9, 99	72522	Wick, Felt 62, 69, 73, 90, 97, 105	86959	Bushing, Insulating 70
3649	Washer, Flat 36, 40	72579	Washer, Flat 9, 99	87401	Spring 72, 94, 109
4586	Washer, Felt 13, 60	73035	Spring 81	89096	Washer, Felt 34
4703	Spring 66, 69, 73, 90, 97, 102, 105	73175	Washer, Lock 18, 30, 78	89897	Nut (10-32 Hex) 36
		73427	Washer, Flat 14	90054	Spring 90
4708	Spring 6, 103	73520	Wick, Felt 36	90361	Washer, Felt 13, 14, 23, 25, 49, 50, 106, 107
4812	Wick, Felt 97	74283	Washer, Spring 43	90432	Washer, Flat 24, 26
5599	Nut (8-32 Hex) 9, 99	74536	Screw, Set (6-40) 13	90490	Shim (.005") 13, 14
5740	Screw (2-56 x 1/4 Fil) 59	74547	Collar 30	90517	Spring 17, 62, 69, 73, 90, 97, 105
6800	Screw, Shoulder (6-40) 30	74553	Wick, Felt 25	90581	Collar 108
6807	Screw, Set (6-40) 108	74700	Spring 100	90594	Post, Spring 34
7001	Washer, Flat 6, 103, 104	74701	Spring 11, 30	90599	Shim (.008") 53
7002	Washer, Flat 6, 13, 14, 16, 17, 23 to 26, 28, 30, 34, 36 to 38, 40, 41, 43, 46, 49, 50, 53, 69, 70, 72, 73, 75, 76, 79, 80, 83, 84, 90, 91, 94, 96, 98 to 100, 102, 104, 106 to 109	74707	Spring 14	90679	Washer, Felt 13, 15, 42
		74712	Spring 31	90791	Washer, Lock 25, 26
7036	Collar, Locking 13, 51	74716	Bushing 102	90819	Washer, Felt 18, 30
		74722	Washer, Flat 22	90951	Washer, Lock 78
		74727	Terminal, Contact 102	92682	Nut (4-40 Spl) 40
		74728	Terminal, Contact 92	93001	Washer, Flat 14
		74755	Washer, Felt 32	93117	Washer, Lock 75, 106 to 108
		74785	Roller 30	93118	Washer, Lock 6, 103, 109
		74798	Screw (6-40 x 31/64 Fil) 18	93356	Washer, Felt 18, 19, 25, 27, 30, 37, 38, 53, 72
		74807	Nut (10-32 Hex) 101		

NUMERICAL INDEX (Continued)

Part Number	Description and Page Number	Part Number	Description and Page Number	Part Number	Description and Page Number
93507	Screw (4-40 x 3/4 Hex) 59	119649	Ring, Retaining 13, 14, 16, 17, 34, 36, 41, 49, 50, 60, 69, 72, 73, 76, 79, 84, 90, 91, 94, 97, 104, 106, 107, 109	150025	Clutch Assembly 27
93729	Wick, Felt 41, 53	119650	Ring, Retaining 77, 107	150026	Lever, Shoe Release 27, 28
93758	Washer, Felt 13, 14, 16, 30, 76	119651	Ring, Retaining 11, 13, 15, 23, 25, 34, 37, 38, 49, 50, 53, 60, 73, 94, 97, 106, 107	150027	Lever, Shoe Release 27, 29
93879	Oiler, Felt 13	119652	Ring, Retaining 13 to 15, 18, 20, 23, 25, 28, 30, 34, 36 to 38, 40, 43, 49, 50, 53, 60, 72, 80, 94, 96, 102, 103, 106, 107	150029	Wick, Felt 27, 28
93899	Spring 106, 107	119653	Ring, Retaining 13, 14, 22, 36, 38, 49, 50, 60, 94, 104, 106, 107	150030	Roller, Bearing 53
93984	Washer, Lock 109	119935	Washer, Lock 9	150032	Disk, Clutch Cam (2 Stop) 29
94316	Yoke 91	120824	Washer, Felt 28	150033	Disk (3 Stop) 27
94317	Shaft 91	121120	Collar 78	150034	Disk (2 Stop) 29
94674	Washer, Cup 53	121242	Clamp, Cable (1/8" ID) 70	150035	Disk (3 Stop) 27
94693	Wick, Felt 62, 69, 73, 90	121243	Clamp, Cable (3/16" ID) 16, 46, 60, 75, 93	150036	Carriage Assembly 53
95030	Nut, Shoulder (6-40 Hex) 74	121244	Clamp, Cable (1/4" ID) 60, 70	150038	Latch 53
95428	Spring 59, 60	121245	Clamp, Cable (5/16" ID) 60, 106	150039	Slide, Printing Arm 53
95827	Bushing 36, 86	121246	Clamp, Cable (3/8" ID) 46	150040	Screw (6-40 x 5/8 Fil) 21, 27, 28, 30, 78, 104, 107
96717	Screw, Shoulder (4-40) 43	121247	Clamp, Cable (7/16" ID) 60	150043	Shoe, Clutch 27, 28
97117	Ribbon W/Spool (Red-Black) 107	121248	Clamp, Cable (1/2" ID) 75	150044	Shoe, Clutch 27, 28
97481	Wick, Felt 18	121249	Clamp, Cable (5/8" ID) 87	150045	Bearing, Sleeve 27, 29
98561	Bushing 84	121473	Post 102	150046	Bearing 27
98726	Screw (3-48 x 1/4 Fil) 92	121538	Terminal 47	150047	Bearing 28
100337	Spring 73	121605	Bushing 79	150048	Spring 43
101386	Spring 9	122149	Screw, Special (4-40) 61	150049	Spacer, Clutch 29
101796	Washer, Felt 13, 25, 36, 53	124177	Washer, Lock 14, 45	150050	Spacer, Clutch 28
102672	Spring, Contact 99	124244	Washer, Felt 41	150051	Cam, Eccentric 28
102673	Spring, Contact 99	124681	Screw, Set (6-40) 11, 78	150052	Cam, Eccentric 29
103815	Collar 72	124999	Switch, Sensitive 17	150053	Bracket 53
103863	Spacer 61	125011	Washer, Flat 9, 11, 13, 14, 16 to 18, 21 to 23, 25, 26, 32, 34, 36, 42, 43, 53, 54, 60, 61, 63, 69, 74 to 76, 78, 90, 92, 93, 96, 106, 107, 109	150054	Bail W/Roller 53
104807	Washer, Flat 90	125015	Washer, Flat 11, 13, 16 to 18, 25, 46, 60, 69, 87, 90, 93	150055	Stud (6-40) 19, 40
104824	Spring 46	125126	Screw (2-56 x 9/32 Fil) 93	150056	Arm 28
105028	Wick, Felt 38	125238	Spring 36	150059	Bail 53
105940	Stiffener 102	125268	Spring 88, 98	150061	Head, Print Hammer 53
106281	Screw, Shoulder (4-40) 14, 79	125802	Washer, Flat 22, 36, 61	150064	Stud (6-40) 53
107116	Washer, Lock 7, 75, 80, 87	126815	Screw (2-56 x 15/64 Hex) 106, 107	150065	Bracket, Stop 53
108199	Wick, Felt 30, 38, 53, 84	128357	Ring, Retaining 21	150068	Arm 53
110128	Screw (4-40 x 3/8 Fil) 109	130683	Washer, Lock 34	150075	Latch 26
110434	Screw (4-40 x 3/16 Fil) 6, 7, 21, 27, 35, 36, 43, 51, 54, 61, 78, 101	130696	Washer, Felt 93	150077	Spring 55
110435	Nut (4-40 Hex) 14, 40, 79	130698	Nut (4-40 Hex) 109	150078	Nut, Shoulder (4-40 Hex) 54
110743	Washer, Lock 6, 7, 9, 11, 16 to 18, 21 to 23, 25 to 28, 32, 34, 36, 38, 40, 42, 43, 45, 46, 49, 50, 51, 53, 54, 59, 60 to 64, 69, 71, 73 to 79, 81, 84, 85, 90 to 93, 95, 96, 101, 102, 106, 107, 109	135716	Spring 16, 30, 69, 72, 90	150079	Stud (4-40) 54
110872	Spring	138033	Insulator (.031") 109	150080	Screw, Shoulder (2-56) 26
110879	Spring 94	138034	Plate, Clamping 109	150089	Screw (4-40 x 1/2 Fil) 36, 46, 70, 106, 107
111342	Spring 94	139555	Spring 36	150091	Gear (27T) 27
111355	Spring 13, 14	145301	Latch 62	150096	Roller Assembly 11
112509	Insulator (.031") 102	150000	Drum, Clutch 27, 28	150097	Bar, Cross 12
112626	Nut (10-32 Hex) 6, 13, 17, 23, 25, 32, 36, 43, 69, 90	150001	Drum, Clutch 28	150099	Guide, Rear Paper 12
112627	Nut (2-56 Hex) 26, 70, 106, 107	150004	Cam 28	150100	thru
112629	Spring 94	150010	Plate, Retaining 27	150162	Pallet, Type 55
112633	Spring W/Wick 53	150013	Disk, Adjusting 27, 28	150175	Stud (10-32) 38
112634	Spring 49, 50	150014	Disk, Adjusting 27, 29	150184	Link 36
112889	Screw (4-40 x 1/8 Fil) 72	150016	Spacer, Clutch 28	150193	Hub 36
114127	Washer, Flat 41	150021	Clutch Assembly 28	150194	Plate 36
114214	Bushing 9			150196	Bail 36
115122	Washer, Felt 23, 25			150197	Stud (10-32) 32
117535	Washer, Flat 104			150202	Gear (18T) 36
119418	Washer, Flat 17, 70			150203	Retainer 36
119467	Insulator (.032") 17, 70			150206	Spacer 32
119648	Ring, Retaining 16, 17, 25, 38, 43, 61, 69, 81, 90, 98, 100, 106, 107			150208	Bail 38

NUMERICAL INDEX (Continued)

Part Number	Description and Page Number	Part Number	Description and Page Number	Part Number	Description and Page Number
150229	Retainer 36	150383	Spacer 23	150572	Separator 61
150230	Plate 53	150384	Spacer 25	150573	Separator 61
150232	Retainer, Oil 38	150386	Link 23	150576	Spring, Contact 61
150233	Roller 36	150387	Link, Ribbon Drive 25	150579	Guide, Right 8
150234	Roller 36	150390	Bushing 24, 26	150585	Bar, Line Feed 22
150235	Slide, Transfer 36	150391	Spacer 29	150586	Lever 22
150237	Lever, Escapement 34	150392	Bail 13, 14	150587	Spring 61
150241	Spring 27, 28	150395	Screw, Shoulder (6-40) 23, 25	150588	Spring, Contact 61
150244	Link 27	150396	Lever 23	150598	Track, Printing 38
150245	Bracket 38	150397	Lever 25	150642	Bellcrank 22
150247	Link 38, 39	150398	Stud, Left Pivot 18	150646	Screw, Shoulder (6-40) 21, 22
150251	Wheel, Ratchet 32	150399	Shaft 13, 14	150647	Eccentric 22
150255	Bushing 34	150401	Clamp 23	150648	Eccentric 22
150263	Bail 38, 39	150410	Stud (10-32) 23	150649	Washer, Spacing 22
150265	Shaft 11	150411	Washer, Flat 25	150650	Bushing 22
150266	Lever, Guide 11	150412	Arm, Follower 23	150651	Gear (28T) 22
150267	Clamp 11	150413	Arm, Follower 25	150652	Screw (4-40 x 37/64 Fil) 22
150269	Roller, Pressure 11	150414	Bushing 18	150654	Guide 6
150270	Link 11	150419	Shaft 18	150656	Handwheel 22
150271	Arm 11	150420	Lever 25	150658	Gear (21T) 22
150274	Bracket, Clamp 11	150423	Stud, Right Pivot 18	150665	Gear (42T) 29
150276	Lever 11	150424	Blade, Stripper 24, 59	150666	Gear (28T) 22
150285	Bar, Tie 52	150425	Lever, Lock 23, 25	150668	Collar, Spacing 36
150288	Bracket 51	150428	Lever 23	150669	Shim (.002") 36
150289	Stud (3-48) 51	150429	Stud, Eccentric 23, 25	150670	Shim (.004") 36
150291	Slide 61	150431	Lever, Trip 30	150672	Bearing 36
150293	Plate, Retaining 51	150432	Washer, Flat 107	150673	Shaft 36
150296	Fork 61	150434	Bail, Transfer 15	150677	Pawl, Feed 36
150298	Bushing 61	150436	Bushing 11, 21, 36, 50, 108	150678	Pawl, Feed 36
150301	Plate, Retaining 51	150438	Bellcrank 36, 86	150685	Plate 11
150302	Shim (.006") 51	150440	Hub 27	150687	Stud (6-40) 43
150304	Bracket, Guide 51	150441	Gear (21T) 27	150689	Block, Guide 59
150310	Lever, Ribbon 50	150444	Lever 30	150691	Link 35
150311	Lever, Ribbon 49	150447	Arm 40	150692	Link 35
150318	Stud (6-40) 22	150450	Arm 40	150693	Stud (6-40) 22
150327	Roller 49, 50	150451	Link 42	150694	Slide 36
150335	Gear (12T) 50	150452	Bearing 40	150705	Bushing 34
150336	Bushing 36, 49, 50	150453	Shaft 40	150709	Spacer 34
150341	Post, Spring 6	150471	Stud (6-40) 40	150710	Screw (6-40 x 1-1/4 Fil) 34
150342	Screw, Shoulder (6-40) 22	150479	Stud (6-40) 43	150711	Washer, Flat 93
150343	Lever 50	150481	Shaft 40, 78	150712	Rope, Draw Wire 32
150344	Lever 49	150482	Plate 40	150714	Bearing, Sleeve 22
150348	Shaft 30	150507	Spring 40	150715	Gear (32T) 22
150349	Arm, Follower 30	150525	Bracket 42	150718	Platen 22
150350	Shaft 30	150531	Plate, Clamp 35	150719	Retainer 22
150351	Stud, Eccentric 6	150535	Spring 51	150720	Retainer 22
150352	Bushing 30	150536	Spring 36	150721	Arm 34
150353	Stud (10-32) 6	150537	Ball, Bearing 36, 51	150722	Arm 34
150354	Arm, Trip 31	150538	Cylinder, Dashpot 36	150726	Link 35
150355	Lever, Latch 30, 31	150543	Screw (3-48 x 13/32 Fil) 59	150727	Link 35
150356	Lever, Trip 30, 31	150544	Handle 59, 60	150728	Rail 34
150358	Lever, Trip 30	150545	Bracket 7	150731	Slide 36
150361	Spacer 30, 91	150546	Bracket 6	150733	Slide 36
150363	Plate 23	150547	Shaft 59, 60	150738	Guide 36
150364	Stud, Eccentric 27	150549	Collar 27	150740	Plate 39
150365	Shaft, Rocker 23	150553	Bushing, Insulating 61	150746	Bushing 36
150366	Bracket 23	150554	Plate 34	150748	Stud (6-40) 38, 39
150367	Bracket 25	150557	Bracket 15, 80	150750	Plate 34
150369	Link 23	150558	Spring 38	150751	Block, Guide 34
150370	Link 25	150559	Spring 38	150752	Stud (4-40) 38
150371	Slide 61	150561	Arm 13, 15, 80	150753	Roller 38
150377	Arm 13	150563	Spring 40	150754	Roller 38
150380	Stud (10-32) 25	150569	Guide, Left 8	150755	Stud (6-40) 38
150382	Block, Guide 23, 25	150571	Plate, Spacing 61	150757	Arm 39

NUMERICAL INDEX (Continued)

Part Number	Description and Page Number	Part Number	Description and Page Number	Part Number	Description and Page Number
150758	Pulley 38	150991	Washer, Felt 20	151659	Screw (6-40 x 1/2 Fil) 50
150770	Bellcrank 36	150992	Stud (4-40) 11	151660	Screw (6-40 x 7/8 Fil) 74, 99, 104
150771	Bellcrank 36	150998	Spacer 22	151661	Screw (6-40 x 1 Fil) 36
150776	Lever, Lock 38	151073	Screw (4-40 x 5/32 Fil) 22, 82, 84, 96	151667	Roller 42
150777	Bail 38	151103	Spring 43, 44	151668	Roller 40, 42
150781	Stud (6-40) 13, 15	151152	Screw (4-40 x 3/16 Hex) 34, 40, 51, 53, 76, 86, 106, 107	151669	Stud (6-40) 42
150796	Disk 32	151182	Washer, Insulating 93	151670	Bracket 42
150798	Ratchet 32	151222	Washer, Felt 18, 40, 60	151676	Shim (.010") 42
150800	Stud (6-40) 34	151223	Screw, Shoulder (4-40) 26	151683	Box Assembly, Type (RE) 56
150803	Spring 11	151329	Switch, Sensitive 70, 75	151685	Screw (4-40 x 5/16 Fil) 18, 25, 27, 30, 32, 34, 36, 61, 72, 94
150804	Finger, Paper 11	151336	Oiler 43, 44	151686	Screw (4-40 x 3/8 Fil) 11, 36, 46, 92, 109
150805	Shim (.012") 34	151346	Screw (6-40 x 3/8 Fil) 6, 13, 18, 19, 21, 22, 27, 32, 33, 36, 49, 92, 97, 100, 102, 104	151687	Screw (4-40 x 7/16 Fil) 61, 93
150806	Plate 34	151354	Screw (2-56 x 15/32 Fil) 6, 75, 103	151688	Screw (4-40 x 5/8 Fil) 27, 46, 60, 78, 91
150807	Oiler, Felt 34	151442	Screw (6-40 x 1/2 Hex) 6, 23, 41, 103	151689	Screw (4-40 x 3/4 Fil) 11, 28, 63, 64, 92, 102
150809	Gear (32T) 22	151443	Eccentric 53	151690	Screw (10-32 x 5/16 Fil) 27, 104
150811	Stud (6-40) 25	151572	Washer, Lock 37	151691	Screw (10-32 x 3/8 Fil) 91
150815	Bushing 11	151602	Plate 23, 25	151692	Screw (6-40 x 3/16 Fil) 6, 7, 11, 13, 15, 30, 34, 36, 37, 45, 49, 53, 60, 79, 80, 81, 83, 84
150816	Lever 11	151603	Spacer 25, 46	151693	Screw (6-40 x 9/16 Fil) 27, 50, 69, 100
150821	Spacer 49	151604	Block, Guide 23, 25	151695	Screw (6-40 x 5/8 Hex) 53
150824	Track 25	151606	Screw (10-32 x 1/4 Hex) 19, 36	151698	Spring 35
150826	Guide, Finger 11	151607	Retainer, Spring 48	151700	Screw, Shoulder (6-40) 38
150827	Drum, Spring 32	151610	Washer, Flat 27, 53, 81	151701	Spring, Torsion 43
150830	Bushing, Shoulder 27, 29	151611	Bushing 53, 103	151702	Nut (4-40 Hex) 59
150831	Ring, Retaining 27, 29	151612	Spacer 53	151703	Pin 11
150833	Platen Assembly 22	151618	Screw (6-40 x 7/16 Fil) 6, 17, 32, 33, 46, 51, 69, 75, 79, 80, 84, 90, 103	151709	Arm 53
150838	Ring, Retaining 32	151619	Bushing 32	151713	Spring 14, 77
150840	Bracket, Guide 11	151625	Strip 38	151714	Spring 34
150841	Bearing 27, 29	151626	Terminal 46, 47	151715	Spring 48
150843	Plate 32	151627	Rod 18	151721	Screw (6-40 x 3/4 Hex) 6, 18, 40, 93, 103
150889	Lever, Trip 31	151629	Nut (6-40 Spl) 21, 30, 40, 78, 93, 104	151722	Screw (6-40 x 3/16 Hex) 16, 30, 34, 46, 52, 72, 76, 81, 83, 94, 97, 99, 102, 104, 106
150891	Block 25	151630	Screw (6-40 x 1/4 Hex) 13, 14, 15, 21, 25, 27, 28, 34, 36, 38, 40, 43, 49, 51, 53, 70, 72, 91, 94, 98, 99, 107, 109	151723	Screw (10-32 x 3/8 Hex) 36, 101
150895	Arm, Trip 30	151631	Screw (6-40 x 5/16 Hex) 6, 14, 32, 40, 46, 74, 77, 98, 99, 106, 107	151728	Spring 27, 28
150900	Bail, Detent 6	151632	Screw (6-40 x 3/8 Hex) 16, 21, 23 to 27, 34, 41, 61, 72, 73, 79, 81, 94, 98, 101	151731	Screw (4-40 x 7/8 Fil) 22
150902	Lever 8	151637	Screw (4-40 x 1/4 Fil) 7, 14, 16, 17, 21 to 23, 26, 32, 36, 46, 49, 50, 59 to 61, 69, 71, 73 to 77, 80, 90, 102	151732	Screw (4-40 x 11/32 Fil) 27, 75, 81
150903	Block, Left Paper Spindle 18	151640	Lever, Shoe 28	151733	Screw (4-40 x 9/16 Fil) 28, 99
150904	Block, Right Paper Spindle 18	151642	Screw (6-40 x 3/4 Fil) 17, 27, 28, 69, 85, 90, 100, 104	151734	Screw (4-40 x 3/8 Hex) 25
150907	Spindle, Paper 18	151644	Spring 23, 25	151735	Screw (4-40 x 5/16 Hex) 16
150909	Screw, Shoulder (6-40) 34	151657	Screw (6-40 x 1/4 Fil) 6, 7, 11, 13, 15, 18, 20, 21, 25, 34, 36, 37, 40, 43, 49 to 51, 60, 61, 78, 81, 92, 96, 108, 109	151736	Spring 27, 29
150910	Latch 74	151658	Screw (6-40 x 5/16 Fil) 9, 13, 14, 17, 18, 21 to 23, 32, 33, 36, 38, 40, 46, 50, 69, 78, 80, 90, 109	151737	Screw (4-40 x 11/64 Hex) 16, 27, 28, 90, 92
150911	Bushing, Shoulder 22			151738**	Screw, Identification (4-40) 54
150912	Screw, Shoulder (6-40) 21			151739**	Screw, Identification (6-40) 60
150913	Bail 15			151794	Washer, Spring 27, 29
150915	Blade, Stripper 15, 59			151797	Cable 65
150923	Washer, Felt 30, 38, 53			151799	Modification Kit 74
150926	Washer, Felt 14, 34			151819	Jumper (3" Black) 46
150927	Oiler, Felt 34			151880	Nut (4-40 Hex) 25, 36, 72, 92, 94, 98
150929	Oiler, Felt 34			151930	Box Assembly, Type (RA) 56
150930	Washer, Felt 13			151931	Box Assembly, Type (RC) 56
150931	Spacer 29			151937	Box Assembly, Type (RD) 56
150932	Bushing, Shoulder 49, 50, 101			151938	Box Assembly, Type (RN) 56
150935	Latch 74				
150937	Lever 50				
150953	Slide Assembly 35				
150961	Bushing, Eccentric 6				
150963	Plate, Retaining 61				
150969	Spring 6, 21				
150970	Bearing, Ball 27				
150971	Cable 65				
150973	Pallet, Dummy 55, 69, 73, 97				
150975	Cup, Dashpot 36				
150978	Screw (6-40 x 1-1/8 Fil) 40, 47, 91				
150987	Spacer 36				
150990	Washer, Felt 18, 19, 37, 40, 42				

NUMERICAL INDEX (Continued)

Part Number	Description and Page Number	Part Number	Description and Page Number	Part Number	Description and Page Number
151941		152453	Clutch Assembly 28	152582	Shaft 50
thru		152456	Holder, Wick 40	152583	Bearing, Sleeve 40
151953	Pallet, Type 55	152457	Wick, Felt 40	152584	Lever 40
152089	Latch 62, 105	152458	Shield 46, 48	152585	Lever 40
152121	Lever, Function 62, 105	152461	Bracket 46	152586	Bracket 36
152127	Clip 59	152462	Latch, Right 46, 75, 80	152587	Drum, Spacing 33
152129	Spring 53	152463	Latch, Left 46, 75, 80	152588	Arm 33
152140	Bail 13	152464	Insulator (.062") 46, 75	152589	Clamp 23
152147	Bearing, Ball 25	152466	Connector, Receptacle (20 Pt) 87	152590	Lever, Cutout 33
152254	Wick, Felt 23, 25, 39	152467	Connector, Plug (20 Pt) 46, 80	152591	Arm, Automatic CR & LF 33
152255	Bar w/Retainer 51	152468	Cable 46	152592	Guide 34
152256	Bar, Code 51	152501	Guide, Ribbon 26	152593	Housing, Bearing 25
152257	Spring 51	152502	Modification Kit to Provide a Type Box Alignment Adjustment 25, 26	152595	Slide 34
152298	Lever, Function 62, 105	152505	Stud (4-40) 34	152596	Slide, Shift 36
152299	Lever, Function 62	152507	Roller, Detent 34	152598	Plate, Left 39
152302	Modification Kit 69	152508	Bracket 34	152599	Plate, Right 38
152303	Modification Kit 70	152509	Bracket 34	152626	Bracket 59
152304	Modification Kit 72, 73	152510	Lever, Detent 34	152627	Bracket 59
152312	Modification Kit 77	152511	Guide 34	152629	Washer, Friction 49, 50, 106, 107
152315	Modification Kit 74	152514	Bail 13	152630	Shaft 49, 50
152317	Modification Kit 75	152516	Slide 13	152633	Plate, Mounting 61
152337	Modification Kit 76	152517	Arm, Trip Lever 31	152634	Washer, Flat 36, 86
152340	Modification Kit 78	152518	Bail 13	152635	Lever, Transfer (1) 40
152345	Modification Kit 79	152521	Slide 34	152636	Lever, Transfer (2) 40
152348	Modification Kit 86	152522	Spring 49, 50	152637	Lever, Transfer (3) 40
152350	Modification Kit 80	152523	Bracket 49, 50	152638	Lever, Transfer (4) 40
152357	Stud (4-40) 62	152524	Hub 49, 50	152639	Lever, Transfer (5) 40
152359	Arm 13, 17, 69	152525	Plate 49	152640	Lever, Transfer (C) 40
152360	Sleeve 17, 69	152526	Plate 50	152641	Lever, Function 62, 69, 90, 97
152400	Plate 43	152527	Ratchet, Ribbon 50	152642	Lever, Function 62, 73, 105
152401	Guide 43	152528	Ratchet, Ribbon 49	152643	Guide 59
152402	Bracket 43	152529	Bail 38	152644	Bracket 50
152403	Bracket 43	152536	Clamp 27	152646	Lever, Reversing 50
152404	Lever, Marking Lock 43	152537	Plate, Front 36	152647	Lever, Reversing 49
152406	Bracket 43	152538	Guide 11	152648	Stud (6-40) 49
152407	Lever, Spacing Lock 43	152539	Arm 24	152651	Plate, Guide 59, 60
152409	Lever, Selecting 43	153541	Arm 26	152652	Bar, Guide 59, 60
152410	Bail, Reset 43	152542	Link 19	152653	Pawl, Function 62, 69, 73, 90, 97, 105
152411	Lever, Push 43	152543	Lever 13, 14	152654	Plate, Guide 61
152412	Bracket Assembly 48	152544	Bracket 40	152655	Plate, Adjusting 61
152413	Stud (4-40) 46	152546	Shaft 59, 60	152656	Stud (6-40) 61
152415	Lamination 46	152547	Bar, Shift 51	152658	Plate 61
152420	Bracket 46	152548	Bar, Code 52	152659	Lever, Function 62
152421	Armature 48	152549	Clamp 23	152660	Plate, Spring 62, 69, 73, 90, 97, 105
152422	Bracket 46	152550	Bar, Code 51	152662	Shaft 40
152423	Plate, Stop 48	152551	Bar, Code 51	152663	Guide 40
152424	Post, Spring 46, 108	152552	Bar, Code 52	152665	thru
152425	Nut, Self-Locking (6-40 Hex) 46	152554	Shaft 19	152704	Bar, Function 66, 67
152426	Latch W/Hub 43	152555	Plate, Front Pallet Box 55	152708	Lever, Keyboard Lock 15, 80
152427	Rack, Selector 43	152559	Plate, Rear Pallet Box 54	152711	Bracket 15
152429	Arm, Stop 43	152560	Bracket 13	152716	Bail 19
152432	Plate 45	152563	Linkage 39	152717	Arm 29
152434	Stud (6-40) 45	152569	Linkage 39	152721	Bar, Code 52
152435	Knob Assembly 43	152570	Spacer 50	152723	Spring 11
152436	Spacer 45	152571	Bracket 51	152724	Spring 39
152437	Bail 43	152572	Retainer 28	152725	Spring 11
152438	Shaft 45	152573	Plate 51	152726	Bushing 30
152439	Bushing 45	152574	Bracket 51	152742	Box Assembly, Type (RG) 56
152440	Washer, Flat 43, 93	152575	Bracket 51	152752	Box Assembly, Type (RH) 56
152441	Spring 43	152576	Track 34	152818	Lever, Left Detent 50
152445	Shaft 28	152579	Frame, Right Side 7	152819	Lever, Right Detent 49
152447	Cam, Selector 28	152580	Frame, Left Side 6		
152450		152581			

NUMERICAL INDEX (Continued)

Part Number	Description and Page Number	Part Number	Description and Page Number	Part Number	Description and Page Number
152820	Lever, Left Feed 50	153192	Spring 17, 69, 90	153321	Bracket, Tie 51
152821	Lever, Right Feed 49	153193	Lever 17, 69	153322	Guide 60
152823	Bracket 50	153194	Bail 17, 69	153323	Ring 28
152824	Bracket 49	153195	Plate 69	153326	Blade 19
152826	Pin, Detent 49, 50	153196	Handwheel 17, 69, 90	153331	Linkage 38
152827	Bracket, Left Spool 50	153198	Gear, (48T) 71, 89	153332	Linkage 38
152828	Bracket, Right Spool 49	153199	Gear, (51T) 71, 89	153335	Plate 38
152831	Clip 6, 7	153200	Gear, (54T) 71, 89	153337	Bushing 38
152832	Shaft 11	153201	Gear, (57T) 71, 89	153340	Spring 38
152834	Spring 49, 50	153202	Gear, (60T) 71, 89	153341	Spring 38
152871	Spring 22	153203	Gear, (66T) 71, 89	153342	Screw (6-40 x 15/16 Hex) 73
152881	Box Assembly, Type (RB) 56	153204	Gear, (72T) 71, 89	153343	Bushing, Eccentric 73
152887	Screw (4-40 x 1/2 Hex) 27, 28, 29	153205	Gear, (78T) 71, 89	153345	Arm W/Stud 73
152888	Screw (4-40 x 7/16 Hex) 29	153206	Gear, (84T) 71, 89	153346	Pawl 73
152889	Plate, Retaining 60	153207	Gear, (90T) 71, 89	153347	Bracket 73
152890	Washer, Flat 36	153208	thru	153350	Shaft 73
152891	Spring 43, 51	153217	Disk 71	153351	Clip, Stop 73
152893	Screw (4-40 x 1/4 Hex) 13, 14, 16 to 18, 23, 42, 43, 69, 76, 95, 106, 107, 109	153229	Bushing, Shoulder 81	153352	Spring 73
152896	Cable 65	153230	Bar, Line Feed 81	153355	Bracket 73
152897	Guide 45	153231	Bar, Line Feed 81	153356	Arm 73
152913	Modification Kit 78	153233	Guide 81	153358	Bracket W/Stud 73
152915	Modification Kit 81	153234	Lever 81	153359	Arm, Slide 72
152917	Modification Kit 96	153235	Plate 27, 81	153360	Stud (6-40) 72, 94
152927	Bushing 17, 69, 90	153236	Gear (42T) 81	153361	Post 72, 94
152937	Plate 17	153237	Arm 81	153364	Lever 72, 94
152938	Spacer 17, 69, 90	153239	Roller 81	153365	Arm 72, 94
152943	Screw, Special (10-32) 17, 69, 90	153240	Retainer, Bearing 81	153367	Arm 30, 72
152985	Bail 17, 69	153241	Link 81	153368	Bail, Follower 30, 72
153071	Slide 61	153242	Bracket 81	153375	Arm, Slide 72, 94
153073	Link 61	153254	Bracket 96	153377	Bracket W/Studs 72, 94
153074	Link 61	153255	Bail 13, 14, 96	153378	Plate W/Pin 72
153076	Bushing, Shoulder 78	153256	Bracket 36	153379	Plate, Insulating 75
153077	Bellcrank 78	153257	Bail 96	153380	Bracket 70, 75
153078	Bushing, Shoulder 78	153258	Bushing 96	153382	Bail, Transfer 13, 72
153079	Bushing, Bearing 78	153259	Arm 96	153383	Arm 13, 72
153080	Shaft 78	153260	Plate 96	153385	Plate 73
153081	Lever 78	153261	Bushing, Threaded 96	153386	Cable Assembly 75
153082	Lever 78	153262	Arm 96	153387	Cable Assembly 70
153083	Bracket 78	153263	Arm, Stop 96	153396	Plate 77
153084	Spacer 61	153267	Washer, Felt 81	153409	thru
153139	Box Assembly, Type (RJ) 56	153287	Spring 81	153435	Bar, Function 66, 67
153158	Plate, Nut 17, 70	153288	Spring 96	153436	Bar, Function 66, 68
153159	Cable Assembly 70, 99	153291	Arm 60	153437	Bar, Function 66, 68
153160	thru	153292	Plate 28	153438	Bar, Function 66, 67
153169	Bar, Function 66, 67	153293	Spacer 28	153440	Bar, Function 66, 67, 97
153172	Spring 34	153294	Cam 60	153442	Screw (10-32 x 1/2 Hex) 18, 92, 93, 99
153173	Plate, Clamp 34	153296	Eccentric 28	153489	Detent 43
153174	Link 34	153298	Bracket, Right 60	153491	Plate 45
153175	Link 34	153299	Bracket, Left 60	153508	Box Assembly, Type (RS) 56
153180	Link 34	153300	Arm 28	153510	Box Assembly, Type (RU) 56
153181	Link 34	153301	Arm 60	153513	Box Assembly, Type (RW) 56
153183	Slide 34	153302	Blade, Stripper 60	153514	Box Assembly, Type (RY) 56
153184	Post 46	153303	Slide, Stripper 60	153516	Box Assembly, Type (RZ) 56
153185	Gear, Spur (30T) 17, 69, 90	153304	Bushing, Shoulder 6	153518	Box Assembly, Type (RW) 57
153186	Arm, Slide 69	153305	Spring 13	153520	thru
153188	Screw, Shoulder (6-40) 17, 69, 90	153310	Bail 13	153528	Bar, Function 66, 67
153189	Spring 17, 69, 90	153311	Arm 13	153529	Bar, Function 67
153190	Arm 17, 69	153312	Lever 6	153530	Plate 25
153191	Pointer 17, 69, 90	153314	Bracket 13	153531	Plate, Adjusting 25
		153315	Bracket 51, 86	153532	Screw, Adjusting (4-40) 25
		153317	Bracket 15	153534	Washer, Flat 9, 99
		153318	Shaft 60		
		153319	Bar, Code 51, 86		

NUMERICAL INDEX (Continued)

Part Number	Description and Page Number	Part Number	Description and Page Number	Part Number	Description and Page Number
153538	Screw (6-40 x 7/16 Hex) 106	153692	Gear (33T) 21	153946	Modification Kit to Add an Improved Oscillator Shift Knee Link Assembly 38
153550	Link 18	153695	Pin 21	153947	Modification Kit to Add an Improved Oscillator Shift Knee Link Assembly 34
153553	Roller 18	153696	Spring 21	153949	Modification Kit to Add an Improved Magnet Bracket 46
153554	Bracket W/Stud 20	153697	Bracket 21	153950	Modification Kit to Add Bracket to "O" Code Bar 86
153558	Link 18	153698	Cam, Feed 21	153975	Cable 65
153560	Shaft 20	153699	Cam, Feed 21	154253	Stud (6-40) 36
153562	Shaft 20	153700	Hub, Platen 21	154290	Ring, "O" 21
153563	Bracket 79	153721	Arm 82	154310	Spring, Carriage Return 32
153564	Lever 79	153722	Arm 82	154320	Finger, Left Paper 21
153565	Pin 14, 79, 84	153726	thru	154323	Cam, Eccentric 88
153566	Bracket 14, 16, 76	153729	Guide, Paper 82	154324	Cam, Eccentric 88
153569	Arm, Trip 30	153751	thru	154332	Shaft, Ribbon Spool 49, 50
153570	Arm, Suppression 16, 76	153767	Platen, Rubber 21	154333	Roller 49, 50
153573	Bail 18, 20	153771	thru	154334	Modification Kit to Provide Increased Ribbon Height 49, 50
153574	Roller 20	153787	Bracket, Guide 82	154335	Screw, 6-40 x 9/32 Fil 16
153575	Wick, Felt 14	153791	Shaft 21	154349	Spring 44
153576	Cam, Function 28	153794	Plate, Adjusting 21	154354	Slide 34
153577	Washer, Felt 18	153795	Slide 61	154356	Bail, Typebox 25
153579	Bracket, Spring 20	153799	Screw (4-40 x 21/64 Hex) 21	154358	Hub, Platen 21
153580	Cam 20	153800	Cam 50	154362	Spring, Contact 102
153581	Handle 60	153806	Spring 30	154373	Shield, Oil 93
153582	Screw, Shoulder (6-40) 13	153810	Guide, Ribbon 25	154380	Bracket W/Post 51, 76
153583	Lever, Trip 30	153815	Clutch Assembly 28	154389	Cam, Eccentric 36
153584	Lever, Latch 30	153817	Screw (4-40 x 3/8 Hex) 34, 36	154394	Post, Spring 51
153585	Clamp 20	153819	Washer, Lock 51	154516	Ratchet 88
153586	Guide 6	153820	Frame, Printing Carriage 53	154519	Lever, Latch 21
153587	Guide 7	153823	Collar 28	154536	thru
153588	Solenoid 14, 79, 84	153824	Clamp 28	154549	Pallet, Type 55
153592	Cable 65	153838	Shaft 60	154613	Latch 62, 105
153593	Cable 65	153839	Screw (6-40 x 5/8 Hex) 18, 21, 25, 30, 46	154614	Cam, Spacing 27, 72
153594	Cable Assembly 79	153841	Screw (6-40 x 9/16 Hex) 23	154616	Plate, Front Pallet Box 54
153596	Fork W/Post 61	153883	Gear (33T) 27, 91	154620	Wick, Lubricating 43
153598	Pawl, Function 62	153884	Gear (11T) 36, 91	154621	Retainer 43
153600	Bracket, Spring 51, 76	153894	Plate 72, 94	154622	Lubricator 43
153601	Bushing, Shoulder 60	153896	Bail, Latch 72, 94	154623	Ring, Retaining 32
153602	Plate 59	153897	Arm, Trip 72	154624	Ring 32
153603	Nut (6-40 Spl) 52	153899	Bracket, Guard 73	154625	Ring 32
153604	Pawl, Function 62	153904	Modification Kit to Provide Parts for Improved Range Scale Sector Mounting 43	154626	Ring 32, 86
153605	Bracket 52	153905	Modification Kit to Add Universal Spacing Drum 32	154627	Drum, Spacing 32
153606	Slide, Blocking 60	153906	Modification Kit to Add Trip Shaft Support Bracket 13	154638	Spring 53
153608	Fork 61	153910	Modification Kit 78	154639	Slide 61
153609	Roller 61	153911	Modification Kit 84, 85	154642	Slide 61
153610	Spindle, Paper 78	153912	Modification Kit 77	154643	Box Assembly, Type (RV) 57
153611	Disk, Paper Spindle 78	153914	Modification Kit to Add Universal Spacing Drum with Automatic Carriage Return and Line Feed 32	154645	Spacer 18
153615	Lever 78	153915	Modification Kit 105	154646	Lever, Function 62
153634	Collar 11, 78	153916	Modification Kit 105	154647	Lever, Function 62
153643	Slide 61	153917	Modification Kit 105	154649	Arm 80
153644	Stud (6-40) 61	153918	Modification Kit 105	154650	Clip 51
153645	Plate, Guide 61	153919	Modification Kit 80	154666	thru
153646	Bushing 61	153927	thru	154669	Shaft 60
153647	Plate 61	153936	Modification Kit 71	154670	Screw, Special (6-40) 73, 95
153652	thru	153945	Modification Kit 86	154671	Bracket 73, 95
153667	Guide, Form 82			154672	Bracket, Clip Stop 73
153670	Lever, Function 62			154673	Cable 6, 65
153676	Bail, Detent 21			154688	Spring 18
153678	Bracket 21				
153682	Bracket 21				
153683	Bracket 21				
153685	Arm W/Hub 21				
153686	Bearing, Right 21				
153687	Bearing, Left 21				
153689	Gear (33T) 21				
153690	Gear (28T) 21				

NUMERICAL INDEX (Continued)

Part Number	Description and Page Number	Part Number	Description and Page Number	Part Number	Description and Page Number
154691	Clip 60	155159	Bar, Function 66, 67	155714	Bracket 70
154692	Clip 60	155176		155715	Stud (6-40) 70
154694	Disk, Clutch 27, 28	thru		155716	Plate, W/Pin 94
154698	Wick, Felt 72, 94	155180	Bar, Function 66, 68	155721	Contact Assembly 70
154723	Modification Kit to Provide Parts for Improved Range Scale Sector Mounting 43	155191		155736	Lever, Function 62
154727	Modification Kit 75	thru		155737	Lever, Function 62
154742	Modification Kit 86	155218	Bar, Function 66, 67	155738	Bail, Blocking 62
154743	Modification Kit 86	155219	Bar, Function 66, 67	155749	Cable 65
154743	Modification Kit 74	155246	Bar, Function 66, 68	155750	Sleeve, Insulating (3/32 ID x 1/2" Lg) 60, 70, 91, 92, 99, 108
154753	Modification Kit 87	155247	Bar, Function 66, 68	155751	Sleeve, Insulating (1/8 ID x 1" Lg) 46, 47, 60, 70, 79, 93, 107
154755	Modification Kit 88	155248		155752	Sleeve, Insulating (5/64 ID x 1/2" Lg) 60
154760		thru		155753	Sleeve, Insulating (1/8 ID x 1/2" Lg) 46, 60
154769	Modification Kit 89	155250	Bar, Function 66, 67	155754	Sleeve, Insulating (1/16 ID x 1/2" Lg) 60
154770	Modification Kit 90	155286		155755	Sleeve, Insulating (11/64 ID x 5/8" Lg) 60
154771	Modification Kit 90	thru		155756	Nut (4-40 Spl) 69
154778	Modification Kit 91, 92	155290	Bar, Function 66, 67	155757	Gear (28T) 69
154780	Modification Kit 70	155294	Bar, Function 67	155758	Gear (66T) 71
154785	Modification Kit 93	155296		155759	Gear (48T) 71
154789	Modification Kit to Provide Replacement Parts for the 153560 Shaft and Associated Parts 18	thru		155763	Modification Kit 69
154792	Modification Kit 88	155300	Bar, Function 66, 67	155765	Modification Kit 71
154872	Bracket 7, 75, 80	155306		155767	Slide 61
154873	Connector, Receptacle (2 Pt) 87	thru		155784	Cable 65
155000	Cable 65	155307	Bar, Function 66, 67	155788	Spring 93
155021	Plate 71	155311		155789	Cable Assembly 93
155037	Keylever Assembly 73	thru		155790	Contact Assembly 93
155041	Plate 13	155315	Bar, Function 66, 67	155791	Link 93
155042	Bracket 13	155326		155792	Arm, W/Stud 93
155044	Spacer 28	thru		155793	Bracket, Mounting 93
155047	Disk 28	155330	Bar, Function 66, 67	155795	Insulator (.031") 93
155049	Cable 65	155336		155796	Shaft 40, 93
155051	Cable Assembly 87	thru		155797	Arm, Contact 93
155053	Connector, Plug (12 Pt) 87	155340	Bar, Function 66, 67	155798	Block, Terminal 93
155060	Slide, Stripper 60	155366		155799	Terminal 93
155061	Blade, Stripper 60	thru		155852	Arm, W/Link 88
155066	Cable 65	155370	Bar, Function 66, 68	155853	Ratchet 88
155067	Cable 65	155432		155855	Pawl, Spacing 88
155068	Bracket 77	thru		155856	Pawl, Spacing 88
155069	Bracket 77	155479	Pallet, Type 57	155857	Retainer 88
155071		155483	Pallet, Type 57	155859	Screw (4-40 x 1/2 Pan Hd) 87
thru		155497	Box Assembly, Type (XK) 56	155860	Screw (4-40 x 3/8 Rd) 87
155077	Shaft 60	155565	Arm, Right 21	155861	Washer, Lock 87
155081	Post, Spring 36	155566	Arm, Left 21	155864	Shaft, Cam 18
155090	Lubricator Assembly 43	155581		155865	Stud (6-40) 18
155091	Lever, Trip 96	thru		155868	
155096	Plate, W/Studs 43	155584	Spacer 74	thru	
155099	Screw, Shoulder (6-40) 60	155586	Bracket 40	155870	Pallet, Type 56
155100		155587	Link, W/Stud 40	155877	Pallet, Type 56
thru		155589	Plate, W/Stud 40	155878	Pallet, Type 56
155125	Bar, Function 66, 67	155618		155884	
155126	Bar, Function 66, 68	thru		thru	
155127		155673	Pallet, Type 58	155891	Pallet, Type 58
thru		155693	Box Assembly, Type (WP) 58	155895	Pallet, Type 58
155130	Bar, Function 66, 67	155697	Box Assembly, Type (WV) 56	155896	Finger, Left Paper 21
155131	Bar, Function 66, 68, 90	155699	Box Assembly, Type (WX) 56	155897	Finger, Right Paper 21
155132	Bar, Function 66, 67	155701	Box Assembly, Type (WY) 56	155913	Block, Contact 64
155133	Bar, Function 66, 68	155703	Box Assembly, Type (XA) 56	155915	Plate, Contact 64
155134	Bar, Function 66, 68, 69, 90	155704	Box Assembly, Type (XC) 56	155916	Plate, Contact 64
155135	Bar, Function 66, 68, 73	155705	Box Assembly, Type (XD) 57		
155141		155706	Box Assembly, Type (XE) 57		
thru		155707	Box Assembly, Type (XF) 57		
155145	Bar, Function 66, 68	155708	Box Assembly, Type 56		
		155709	Box Assembly, Type 58		
		155710	Box Assembly, Type 56		
		155713	Clip 62		

NUMERICAL INDEX (Continued)

Part Number	Description and Page Number	Part Number	Description and Page Number	Part Number	Description and Page Number
155917		157192	Eccentric 86	157678	Pallet, Type 56
thru		157193	Gear (44T) 86	157716	
155929	Switch Assembly 64	157194	Retainer, Spring 46	thru	
155933	Plate, Guide 61	157198	Bail, Detent 86	157724	Pallet, Type 56
155934	Plate 61	157200	Spring 62, 69, 73, 90	157726	
155935	For W/Post 61	157205	Lever, Function 62	thru	
155936	Fork w/Post 61	157206	Lever, Function 62	157728	Pallet, Type 56
155937	Fork W/Post 61	157207	Lever, Function 62	157729	
155938	Slide 61	157237	Shield 46	thru	
155939	Slide 61	157238	Spring 69, 73, 97	157779	Pallet, Type 57
155940	Slide 61	157240	Spring 62, 69, 73, 90, 97, 105	157790	
155941	Slide 61	157241	Bracket, Roller 18	thru	
155942	Slide 61	157243	Plate 61	157792	Pallet, Type 56
155946	Slide 61	157247	Bar 60	157823	
155948	Slide 61	157251	Arm W/Pin 74	thru	
155954	Switch 6, 103	157252	Bushing 74	157829	Pallet, Type 57
156501	Screw (6-40 x 7/32 Fil) 6, 37	157253	Lever 74	157843	Cam 91
156536	Screw (4-40 x 1/8 Fil) 43	157254	Bracket 74	157844	Plate, Spacer 91
156558	Washer, Felt 106, 107	157255	Block 74	157845	Plate 91
156572	Washer, Felt 53	157257	Block, Left Paper Spindle 74	157846	Spacer, Shoulder 91
156574	Post, Spring 9	157258	Bar W/Post 60	157847	Bracket, Spring 61
156591	Washer, Felt 14	157259	Relay 92	157849	Lever 61
156632	Screw (6-40 x 13/32 Hex) 32	157261	Shaft 43	157850	Lever 61
156663	Insulator 93	157262	Bracket, Double Connector 75	157851	Plate, Spring 61
156881	Jumper (1-1/2" Black) 47	157263	Cable Assembly 92	157852	Arm 61
156971	Screw (2-56 x 3/4 Fil) 108	157264	Cable Assembly 92	157854	Plate 61
157000	Box Assembly, Type (WB) 56	157265	Cable Assembly 91	157855	Plate, Guide 61
157001	Box Assembly, Type (WC) 56	157269	Cable 65	157856	Bracket 92
157002	Box Assembly, Type (WD) 56	157271	Bracket 46	157857	Spring 92
157003	Box Assembly, Type (WE) 56	157272	Insulator (.062") 46, 75	157858	Extension, Armature 92
157004	Box Assembly, Type (WF) 56	157273	Connector, Plug (35 Pt) 46, 65, 75	157859	Shim (.006") 92
157007	Box Assembly, Type (WG) 56			157861	Lever, Start 92
157009	Box Assembly, Type (WH) 56	157274	Clip 60	157862	Bracket, Guide 92
159011	Box Assembly, Type (WJ) 56	157275	Clip, Spring 60	157863	Lever 92
157013	Box Assembly, Type 56	157289	Bar, Cross 11, 21	157865	Plate 91
157015	Box Assembly, Type 56	157290	Bail, Pressure 11, 12	157866	Bracket 91
157017	Box Assembly, Type 56	157291	Guide, Rear Paper 11	157867	Screw, Pilot (4-40) 91
157018	Box Assembly, Type 56	157311	Wick, Felt 92	157868	Armature 91
157030	Box Assembly, Type 56	157398	Bar 60	157869	Spacer 91
157031	Disk 85	157505	Clutch Assembly 27	157870	Armature 91
157032	Disk 85	157506	Clutch Assembly 27	157871	Bracket 91
157033	Plate, Cam 85	157508	Modification Kit 94, 95	157873	Lever 91
157034	Lever, Trip 85	157509	Modification Kit 76	157875	Bracket 91
157035	Lever W/Hub, Trip 85	157510	Modification Kit 96	157876	Bracket 91
157038	Plate, Mounting 84	157511	Modification Kit 81	157877	Bracket 91
157039	Clip, Spring 84	157513	Modification Kit 69	157884	Block, Contact 64
157040	Bracket 84	157514	Modification Kit 101	157887	Arm, Contact (NO) 63, 64
157041	Bail 84	157530	Modification Kit 69, 90	157889	Spring, Contact 64
157042	Bracket 84	157600		157890	
157043	Bracket, Adjusting 84	thru		thru	
157044	Link 84	157634	Pallet, Type 54	157893	Plate, Contact 64
157045	Cable Assembly 84	157635	Pallet, Type 56	157899	Arm, Contact (NC) 63, 64
157046	Bar 78	157636	Pallet, Type 56, 57	157948	Keylever Assembly 69, 90
157047	Lever 16, 76	157637		157972	Bellcrank 36
157048	Lever 76	thru		157973	Extension 101
157049	Pin 16, 76	157641	Pallet, Type 56	157975	Cable 65
157070		157642	Pallet, Type 54, 56, 57	157979	Link, Toggle 50
thru		157643		157990	Bracket 13
157100	Switch Assembly 64	thru		157991	Stud (10-32) 13
157101		157657	Pallet, Type 56	158186	Screw (4-40 x 7/32 Fil) 109
thru		157659	Pallet, Type 56	158189	Washer, Felt 38
157106	Cable Assembly 65	157660	Pallet, Type 56	158314	Bracket 6, 103
157151	Bracket 80	157662		158315	Follower, Bellcrank 6, 103
157163	Spring 84	thru		158316	Plate, Nut 6, 103
157164	Slide 61	157675	Pallet, Type 56		
157191	Bar, Line Feed 86				

NUMERICAL INDEX (Continued)

Part Number	Description and Page Number	Part Number	Description and Page Number	Part Number	Description and Page Number
158317	Insulator, Switch 6, 103	160576	Slide, Stripper 60, 90	162636	thru
158318	Cable Assembly 103	160577	Blade, Stripper 60, 90	162640	Bar, Function 66, 67
158334	Spring, Tension 94, 95	160578	Sleeve, Pinion 90	162728	Arm 13, 90
158335	Stud (10-32) 36, 94	160584	Shield, Insulating 92	162729	Bar, Guide 13, 90
158337	Plate, W/Pin 95	160585	Shield, Insulating 92	162847	Modification Kit 69
158339	Arm, W/Pin 94	160586	Spring, Contact 92	163146	Modification Kit 102
158340	Bracket, Stop 95	160587	Spring, Contact 92	163147	Contact Assembly 102
158341	Plate, Stop 89, 95	160588	Bracket, Contact 92	163148	Shaft 102
158342	Arm 95	160589	Contact Assembly 92	163150	Collar 102
158343	Bracket, Spring 95	160650	Cable 65	163152	Cam 102
158346	Lever 94	160751	Pallet, Type 56	163153	Cam, Trip 102
158347	Bracket 95	160755	Box Assembly, Type (XM) 57	163157	Cam, Drive 102
158348	Bracket 95	160843	Spring 30	163158	Bracket 102
158349	Arm, Slide 94	160844	Box Assembly, Type (XN) 56	163159	Lever 102
158351	Pawl 94	160886	Modification Kit 77	163162	Cable 65
158352	Bail, Trip 30	160937	Bail 77	163183	Modification Kit 98
158353	Bail, Stop 30	160938	Arm, Slide 77	163184	Bracket, Magnet 98
158354	Arm, Extension 30	160939	Post, Spring 77	163185	Armature 98
158357	Wheel, Horizontal Tab 95	160940	Post 77	163197	Pallet, Type 56
158365	Blade 18	160999	Box Assembly, Type (XP) 57	163198	Pallet, Type 56
158447	Keylever Assembly 90	161081	Box Assembly, Type (YG) 57	163250	Pin 16, 98
159181	Lubricator 44	161082	Cable 65	163254	Magnet Assembly 98
159184	Wick, Lubricating 44	161134	Bracket, Spring 51	163271	Lever, Function 62
159185	Retainer, Wick 44	161138	Retainer 88	163292	Modification Kit 88
159334	Washer, Insulating 14	161140	Modification Kit 71	163294	Ratchet 88
159341	Bearing, Ball 23, 28	161250	Gear (88T) 71, 89	163295	Box Assembly, Type (YC) 57
159356	Modification Kit to Replace Old Style Guide Bracket 21	161260	Disk 71	163308	thru
159362	Modification Kit 74	161269	Arm, Slide (L.F.) 97	163314	Pallet, Type 57
159366	Modification Kit 103	161270	Arm, Slide (Reverse L.F.) 97	163459	Gear (66T) 27
159395	Modification Kit 88	161271	Link 97	163503	Gear (26T) 27
159597	Washer, Flat 14	161272	Bracket 97	163535	Modification Kit 99
159752	thru	161273	Bracket 97	163590	Gear (60T) 27
159787	Pallet, Type 58	161278	Lever 97	163776	Stop 9
160182	Bracket, W/Button 47	161279	Spring 97	163778	Stud (4-40) 9
160184	Plate, Stop 46	161280	Modification Kit 97	163783	Lever 9
160186	Bushing, Shoulder 47	161308	thru	163786	Bracket 9
160192	thru	161317	Pallet, Type 56	163787	Bail, Detent 9
160222	Switch Assembly 64	161342	Lever, Start 43	163788	Bracket, Guide 9
160486	Bail 90	161346	Washer, Felt 49, 50, 106, 107	163790	Frame, Right 9
160489	Plate, Form Stop 89	161347	Washer, Felt 18, 20, 36, 38, 39, 84	163791	Frame, Left 9
160490	Pawl 90	161362	Box Assembly, Type (XR) 57	163943	Lever, W/Pin, Function 62
160491	Plate 90	161363	Box Assembly, Type (XS) 57	163944	Lever, Function 62
160493	Plate, Adjusting 90	161364	Box Assembly, Type (XT) 57	163947	Modification Kit 99
160495	Plate 90	161365	Box Assembly, Type (XU) 57	163948	Gear (28T) 9, 99
160498	Plate, Mounting 90	161366	thru	163949	Bushing 9, 99
160499	Lever, Blocking 90	161377	Pallet, Type 57	163951	Gear, W/Shaft (28T) 9, 99
160500	Lever, Blocking 90	161491	Pawl, Feed 88	163954	Handwheel 9, 99
160502	Slide, Form Out 90	161492	Pawl, Feed 88	163955	Arm 99
160503	Slide, Tab 90	161649	Lever 62	163956	Lever 9, 99
160505	thru	161686	Tool, Tine 66	163957	Lever 9, 99
150514	Disk, Retaining 89	161767	Modification Kit 71	163958	Washer, Flat 9, 99
160523	Plate, Mounting 99	161769	Box Assembly, Type (XW) 56	163959	Spring 99
160527	thru	162056	Box Assembly, Type (XZ) 57	163960	Bushing 9, 99
160536	Spring 89	162058	Box Assembly, Type (YA) 58	163968	Cable 65
160568	Contact Assembly 99	162059	Lever 62	164218	Box Assembly, Type (YJ) 57
160569	Bracket 99	162298	Slide 61	164219	Arm 9
160572	Slide, Stripper 60	162484	Lever, Function 62	164220	Spring 9
160573	Blade, Stripper 60	162488	Modification Kit 40	164270	Modification Kit 100
160574	Arm, W/Stud 90	162539	Box Assembly, Type (YB) 56	164311	Lever, Function 62
		162573	Retainer 27	164313	Bracket 53
		162605	Box Assembly, Type (YF) 56	164314	Plate 35
				164316	Plate 34

NUMERICAL INDEX (Continued)

Part Number	Description and Page Number	Part Number	Description and Page Number	Part Number	Description and Page Number
164348	Box Assembly, Type (YK) 57	170123	Bracket, Retaining 40	174384	Guide 109
164386	Bracket 46	170124	Lubricator Assembly 44	174385	Bracket 109
164498	Box Assembly, Type (YL) 56	170125	Lever, Shoe Release 28	174386	Knife 109
164572	Plate, Mounting 100	170128	Clutch Assembly 28	174387	Finger, Paper 109
164573	Rod 100, 104	170133	Link 14	174388	Lever 109
164574	Bracket, Right 100	170134	Plate 14	174389	Lever 109
164575	Bracket, Left 100	170135	Bracket 14	174390	Bracket 109
164576	Rod 100	170136	Shaft 14	174391	Screw, Shoulder (2-56) 109
164577	Bracket 100, 104	170137	Bail 14	174392	Armature 109
164586	Box Assembly, Type (YE) 56	170139	Bail 14	174393	Bracket 109
164594	Cable 65	170140	Stud (6-40) 14	174394	Yoke 109
164600	Holder, Paper 100	170142	Arm, Suppression 30, 76	174395	Bracket 109
164611	Guard 9	170143	Stud, Bearing 14	174397	Bushing 109
164958	Screw (4-40 x 1/2 Hex) 98	170144	Bail 14	174398	Spring, Contact 109
164960	Insulator (.015") 98	170145	Cam 28	174399	Spring, Contact 109
165217	Jumper (1-1/2" Green) 108	170146	Bail 14	174400	Contact Assembly 109
170000	Frame 7	170164	Box Assembly, Type (TA) 56	174401	Insulator (.015") 109
170001	Housing, Bearing 25	170194	Washer, Spring 28	174402	Spring 109
170002	Bracket 14	170198	Arm, Stop 44	174403	Strip, Terminal 109
170003	Post, Anchor 14	170230	Knob 44	174482	Lever 62
170004	Bracket 14	170231	Guide, Upper 44	174483	Lever 62
170018	Bushing 30	170232	Guide, Lower 44	174484	Lever 62
170019	Lever, Latch 30	170233	Stud (6-40) 44	174570	Switch 108
170020	Lever, Trip 30	170234	Bracket, Guide 44	176181	
170021	Arm, Clamp 30	170235	Bracket, Spring 44	thru	
170022	Arm, Cam 30	170236	Lever 44	176197	Modification Kit 82
170023	Bearing 41	170237	Lever, Start 44	176221	
170024	Bracket 41	170238	Bail, Reset 44	thru	
170025	Bracket 41	170282	Nut (6-40 Hex) 37, 108	176237	Platen, Rubber 82, 83
170026	Bellcrank 41	172181	Modification Kit 101	176246	Bail, Blocking 62
170027	Bellcrank 41	172190	Bracket 101	176247	Bail, Blocking 62
170028	Link 41	172226	Rod, Copy Holder 101	176299	Screw, Shoulder (6-40) 98
170039	Bellcrank 37	172500		176471	Cable Assembly 109
170042	Bail 14	thru		176472	Cable Assembly 109
170054	Arm 37	172536	Switch Assembly 63	176569	Modification Kit 90
170056	Plate 37	172538		176598	Bellcrank 81
170057	Bearing 37	thru		176642	Clip 60
170058	Nut, Shoulder (10-32 Hex) 37	172572	Switch Assembly 63	176651	Box Assembly, Type (YP) 56
170059	Pawl, Drive 37	172591	Spring, Contact Arm 63	176695	Cable Assembly 70
170060	Plate, Guide 37	172593	Plate, Contact 63	176704	Spring, Torsion 77
170062	Bail 36	172594	Plate, Contact 63	176821	Modification Kit 70
170063	Lever 36	172595	Plate, Contact 63	176909	Frame, Left 10
170064	Link, Drive 37	172596	Plate, Contact 63	176910	Frame, Right 10
170066	Bar, Code 51	172597	Block, Contact 63	176911	
170067	Washer, Spacing 28	172598	Cam, Eccentric 88	thru	
170071	Clutch Assembly 28	172599	Block, Contact 63	176914	Guide, Paper 83
170074	Arm 14	172600		176918	Shaft 28
170075	Roller 14	thru		177044	Template 99
170076	Pawl 14	172608	Switch Assembly 63	177081	Gear (68T) 17
170079	Arm 38	172618	Plate, Contact 63	177082	Disk 17
170080	Stud (10-32) 32	172619	Plate, Contact 63	177083	Yoke 16
170082	Cable Assembly 47	172620	Cam, Eccentric 88	177084	Lever 17
170110	Camsleeve 28	172723	Box Assembly, Type (YM) 56	177089	Box Assembly, Type (YR) 56
170111	Shaft 28	173141	Lever, Function 62	178141	Modification Kit 70
170112	Guide 41	173282	Bail 76	178185	Bracket, Switch 17
170113	Arm 41	173283	Modification Kit 76	178187	Disk 17
170115	Lever, Transfer 41	173284	Lever, Lock 38	178188	Lever 16
170116	Lever, Transfer 41	173450	Cable w/Terminals 46	178189	Armature 16
170117	Bracket 41	173698	Cable Assembly 46, 65	178190	Extension, Armature 16
170118	Bracket 41	173715	Terminal, Plug Type 108	178359	Bracket 16
170119	Lever 41	173882	Stud (6-40) 16, 98	178551	
170120	Lever 41	173883	Bracket, Mounting 16, 98	thru	
170121	Shaft 41	174043	Modification Kit 109	178567	Guide, Form 83
170122	Lever 41	174086	Box Assembly, Type (TB) 56		

NUMERICAL INDEX (Continued)

Part Number	Description and Page Number	Part Number	Description and Page Number	Part Number	Description and Page Number
178568		179692	Spacer 106, 107	194035	
thru		179693	Bail, Right Lifter 106	thru	
178584	Modification Kit 83	179694	Bail, Right Roller 106	194039	Pallet, Type 58
178607	Stud, Cam Follower 14	179695	Bracket, Left Magnet 107	194052	Plate, Form Stop 89
178724	Box Assembly, Type (YS) 56	179696	Bracket, Left Hinge 107	194093	Modification Kit 77
178764	Gear (26T) 27	179697	Lever, Left Stop 107	194414	Lever, Function 62
178809	Box Assembly, Type (YT) 56	179698	Armature 106, 107	194929	Box Assembly, Type (AE) 50
178852	Box Assembly, Type (YU) 58	179699	Shaft 106, 107	194995	Modification Kit 108
179057	Box Assembly, Type (YV) 57	179700	Bracket, Right Hinge 106	194998	Plate, Mounting 108
179088	Pallet, Type 56	179701	Lever, Right Stop 106	194999	Cable Assembly 108
179194	Bracket 90	179702	Bracket, Right Magnet 106	195000	Lever, Operating 108
179216	Arm, Slide 34	179703	Bracket 106	195001	Insulator (.032") 108
179217	Arm, Slide 34	179704	Shaft, Right 106	195009	Box Assembly, Type (AF) 58
179224	Slide Assembly 34	179708	Plate, Adjusting 106	195054	Stud (4-40) 14
179225	Bail 38	179718	Cable 107	195109	Plate, Stop 60
179226	Screw, Shoulder (4-40) 34	179724	Modification Kit 106, 107	195218	Box Assembly, Type (AG) 56
179235	Bracket, Mounting 104	179802	Cover 102	195240	Post 47
179236	Bracket, Mounting 104	179814	Box Assembly, Type (TD) 56	195251	Armature 46
179237	Clamp, Left 104	179873	Screw (3-48 x 5/8 Fil) 78	195266	Modification Kit to Add Shaft and Retainer 60
179238	Clamp, Right 104	192321	Stud (4-40) 37	195461	Box Assembly, Type (AH) 58
179239	Bracket, Right Mounting 104	192322	Spring 37	thru	
179240	Bracket, Left Mounting 104	192323	Spring 34	195488	Pallet, Type 58
179241	Rack, Copy Display 104	192493	Spring 44	195855	Pin, Sprocket Feed 21
179301	Plate, Paper Guide 104	192518	Bar, Code 51	195996	Gear (63T) 27
179309	Finger, Left Paper 104	192560	Slide 37	197713	Box Assembly, Type (AK) 56
179310	Finger, Right Paper 104	192561	Bar 37	197729	Disk 71
179366	Shaft 104	192563	Bracket 37	197730	Disk 71
179368	Roller, Paper Guide 104	192566	Link, Left Drive 38	197731	Gear (68T) 71, 89
179369	Modification Kit 104	192567	Link, Right Drive 38	197732	Gear (104T) 71, 89
179377	Post 104	192575	Link, Right 34	197733	Disk, Retaining 89
179451	Plate, Right 38	192576	Link, Left 34	197734	Disk, Retaining 89
179452	Plate, Left 38	192580	Cam 28	197735	Gear (44T) 71, 89
179666	Box Assembly, Type (YW) 56	192610	Arm, Slide 77	197736	Gear (34T) 71, 89
179675	Bracket, Left 107	192704	Disk, Retaining 89	197737	Gear (40T) 71, 89
179676	Lever, Left Guide 107	192706	Modification Kit 89	197840	Gear (31T) 71, 89
179677	Shaft, Ribbon Spool 106, 107	192707	Bail Assembly 18	197847	Modification Kit 71
179678	Lever 106, 107	192997	Bracket 107	197848	Modification Kit 71
179680	Bail, Left Lifter 107	193564	Spring, Contact 102	197849	Modification Kit 89
179681	Post 106, 107	193578	Box Assembly, Type (YZ) 56	197850	Modification Kit 89
179682	Bail, Left Roller 107	193655	Lever, Function 62	197996	Roller 106, 107
179684	Lever 106, 107	193803	Box Assembly, Type (AB) 58	199245	Modification Kit 108
179686	Bracket, Right 106	194018		304778	Bail 108
179687	Lever, Right Guide 106	thru		304779	Bail 108
179689	Bracket, Left 107	194021	Pallet, Type 58		
179690	Plate 107	194026	Box Assembly, Type (AC) 58		
179691	Bracket, Left 107	194027	Box Assembly, Type (AD) 58		