

28 TYPING UNIT (LP)

PARTS

Bell System and Teletype Code Cross-Reference Charts

Unit Description		Unit Description		Type Box	
Teletype Code	Bell System Code	Teletype Code	Bell System Code	Teletype Code	Bell System Code
LP15RX/AR	28D	LP86RX/AGX	28B	151930 (RA)	28A
LP18RA/AGN	28LA	LP87RX/AGY	28C	155701 (WY)	28A-1
LP19RX/AN	28E	LP88RX/AGZ	28F	161362 (XR)	28A-2
LP28RX/AES	28B-2	LP89RX/AHA	28G	152881 (RB)	28B
LP28RX/AR	28B	LP90RX/AHB	28U	161363 (XS)	28B-1
LP29RX/AEL	28C	LP91RX/AHC	28W	151931 (RC)	28C
LP31WB/AX	28B-1	LP92RX/AHD	28S	161364 (XT)	28C-1
LP32RX/AN	28F	LP93RX/AHE	28AA	151937 (RD)	28D
LP33RX/AEK	28G	LP95RX/AGE	28AG	157018 (WN)	28D-1
LP41RX/AEG	28J	LP96RX/AR	28AJ	161365 (XV)	28D-2
LP47RX/AEG	28J-1	LP97YK/AGE	28AE	155709 (XH)	28E
LP49RX/AED	28H	LP100RA/AHL	28LF	155693 (WP)	28E-1
LP49RX/AFA	28H-1	LP102RX/AGE	28AH	154643 (RV)	28F
LP49RX/AFB	28H-2	LP106RX/AHS	28AB	153518 (WA)	28F-1
LP49RX/AFC	28K	LP106RX/AHR	28AD	164348 (YK)	28G
LP49RX/AFG	28L	LP107RX/AHU	28AC	176651 (YP)	28H
LP49RX/AGU	28Y	LP115AK/AJR	28AN	178724 (YS)	28A-3
LP60RX/AFN	28B	LP118RX/AJM	28AF	199898 (AL)	28-5
LP61RX/AFP	28C	LP119RX/AJN	28AK		
LP62RX/AFQ	28F	LP120RN/AJR	28AL		
LP63RX/AFW	28G	LP121RX/AJQ	28AM		
LP70RX/AGE	28U	LP122AK/AJB	28AP		
LP71RX/AGF	28W	LP126RX/AJY	28AT		
LP80RA/AGP	28LD	LP127RX/AJZ	28AU		
LP81RA/AGP	28LE	LP129RX/AUH	28AR		
LP82RA/AGQ	28LB	LP133RX/AKA	28BE		
LP82RA/AGR	28LC				

Note: When ordering parts from this section,
prefix each number with the letters TP

Prepared for American Telephone and Telegraph Company by Teletype Corporation.

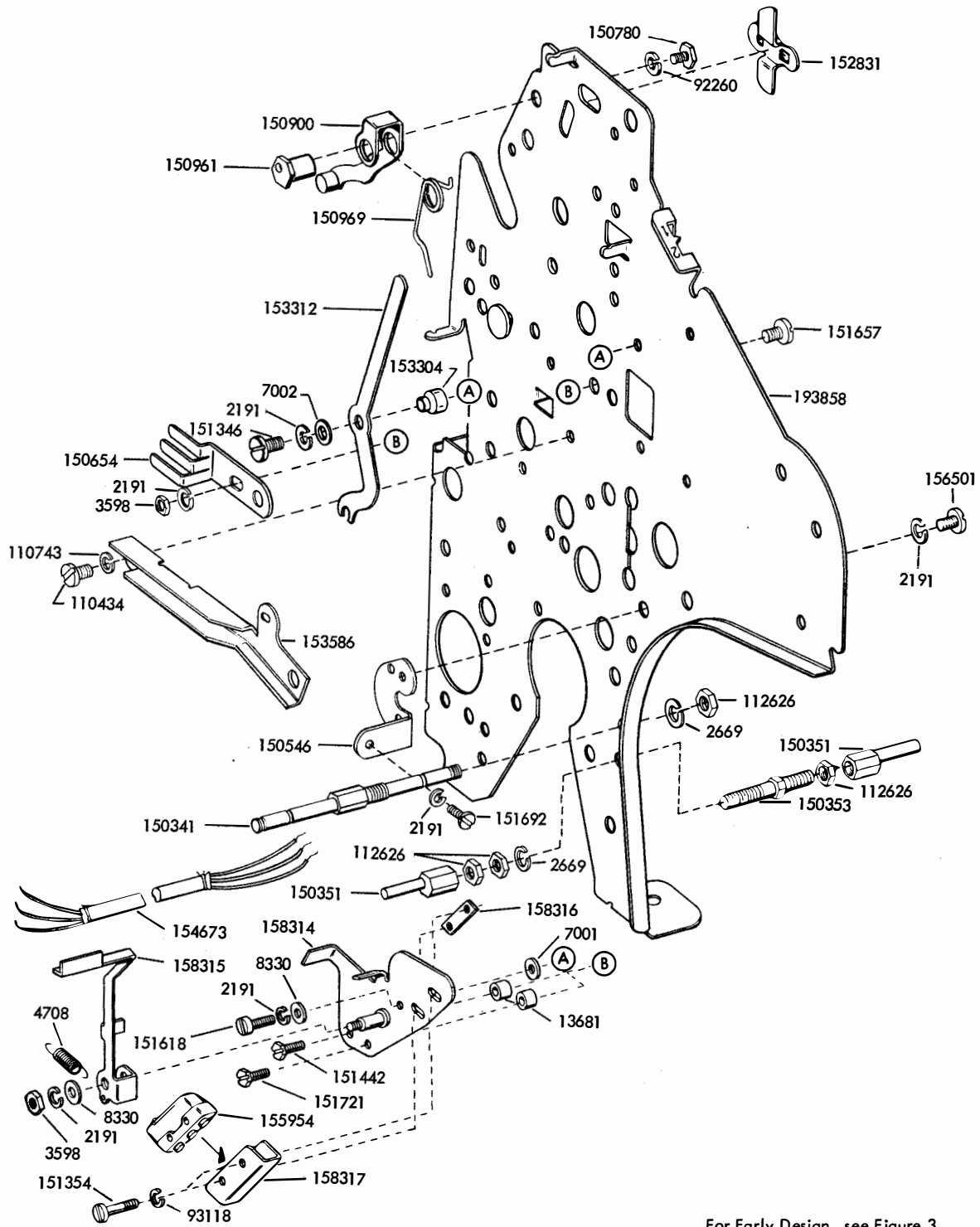
© 1953, 1961 and 1964 by Teletype Corporation.

All rights reserved.

Printed in U. S. A.

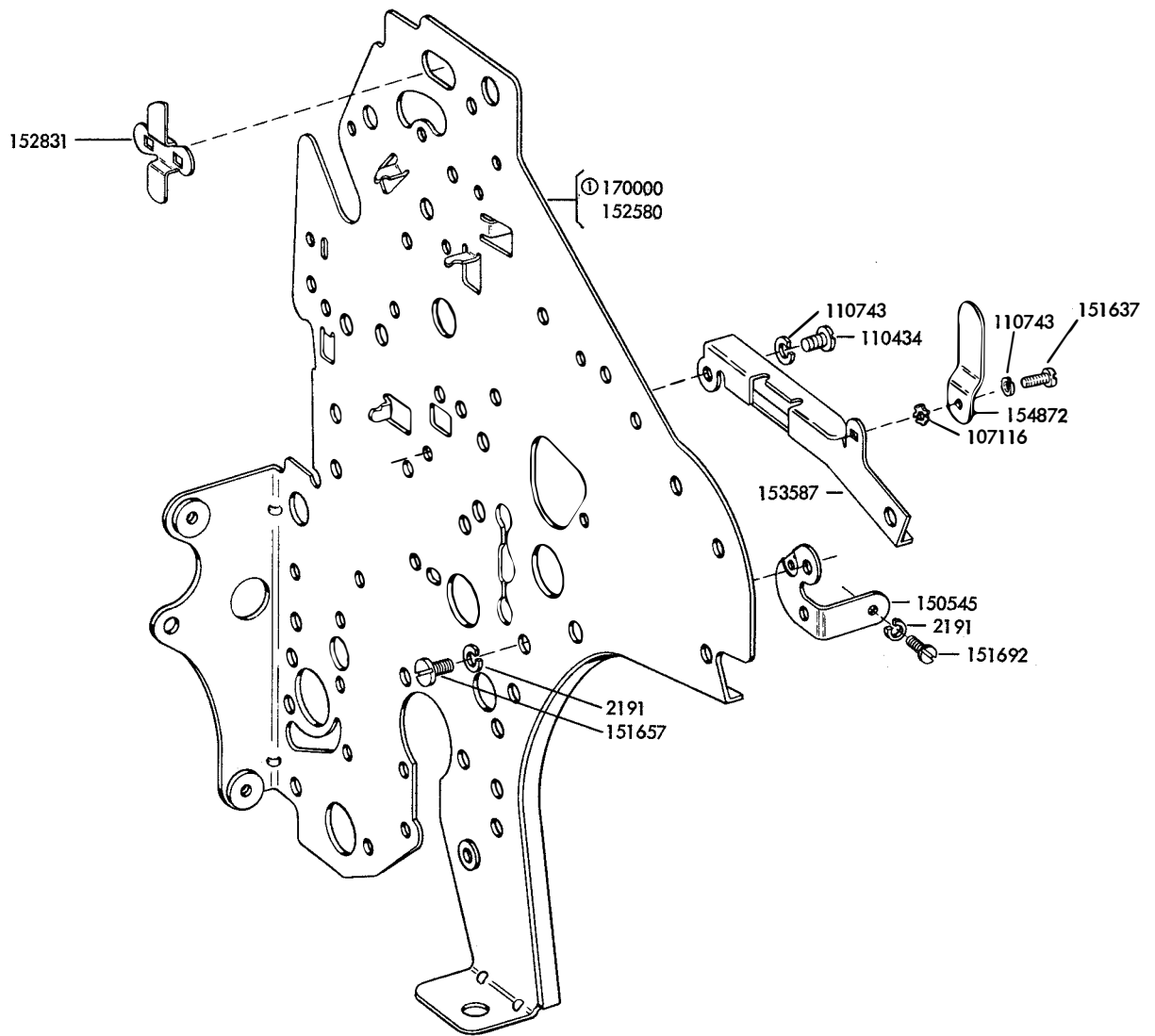
FIGURE	CONTENTS	PAGE	FIGURE	CONTENTS	PAGE
1	Left Side Frame Mechanism	4	50	Type Box and Pallets	53
2	Right Side Frame Mechanism	5	51	Type Box and Pallets	54
3	Left and Right Side Frame Mechanism	6	52	Typepallet Chart	55
4	Left and Right Side Frame Mechanism	7	53	Typepallet Charts	56
5	Left and Right Side Frames (Wall Mounted)	8	54	Typepallet Charts	57
6	Pressure Roller Mechanism	9	55	Stunt Box - Major Components	58
7	Pressure Roller Mechanism	10	56	Stunt Box - Major Components	59
8	Space Suppression Mechanism	11	57	Shift Mechanism Components	60
9	Space Suppression, Stunt Shift Control and Code Bar Suppression Mechanism (8 Level)	12	58	Function Levers	61
10	Space Suppression Mechanism	13	59	Switch Assemblies and Components	62
11	Print Suppression Mechanism	14	60	Switch Assemblies and Components	63
12	Electrically Operated Letters Shift Mechanism	15	61	Cable Assemblies	64
13	Page Feed-Out and Form Starter Mechanism	16	62	Function Bars	65
14	Paper Spindle and Reset Bail Mechanism	17	63	Function Bar Condition Chart	66
15	Paper Spindle and Reset Bail Mechanism	18	64	Function Bar Condition Chart	67
16	Reset Bail Mechanism	19	65	152302 (Sprocket Feed) and 155763 (Friction Feed) Modification Kits to Provide Page Feed-Out on Upper Case "Z"	68
17	Sprocket Feed Mechanism	20	66	152303 and 176821 Modification Kits to Provide Page Feed-Out Transmitter Control	69
18	Line Feed and Platen Mechanism	21	67	154780, 164476 and 178141 Modification Kits to Provide Horizontal Tabulator XD Control	69
19	Left Side Linkage and Rocker Shaft Mechanism	22	68	Page Feed-Out Form Length Gear and Disk Modification Kits	70
20	Left Side Linkage and Stripper Blade Mechanism	23	69	152304 Modification Kit to Provide Horizontal Tabulation (Continued on next page)	71
21	Right Side Linkage and Type Box Carriage Mechanism	24	70	152304 Modification Kit to Provide Horizontal Tabulation (Continued from preceding page)	72
22	Right Side Linkage and Type Box Carriage Mechanism	25	71	159362 Modification Kit to Provide Spacers for Centering Narrow Paper Roll on Spindle	73
23	Main Shaft Mechanism	26	72	151799 Modification Kit to Provide Latches for Paper Spindle	73
24	Main Shaft Mechanism	27	73	152315 and 154743 Modification Kits to Provide Manual Selection of Stunt Box Operation	73
25	Line Feed Clutch and Function Clutch Mechanism	28	74	154727 Modification Kit to Provide Auxiliary Connector	74
26	Trip Shaft Mechanism	29	75	152317 Modification Kit to Provide Horizontal Tabulator XD Control	74
27	Trip Shaft Mechanism	30	76	152337, 157509 and 173283 Modification Kits to Provide On-Line Stunt Shift Control	75
28	Carriage Return and Spacing Drum Mechanism	31	77	153912 Modification Kit to Provide Figs-Ltrs Code Bar Manual Shifting	76
29	Carriage Return and Spacing Drum Mechanism	32	78	152312 Modification Kit to Convert Printer for Use with Lightweight Set	76
30	Front Plate Mechanism	33	79	160886 and 194093 Modification Kits to Provide Local Form Feed-Out (Receiving Only Base)	76
31	Front Plate Mechanism	34	80	152340 Modification Kit to Provide Multi-Copy Paper Handling	77
32	Front Plate Mechanism	35			
33	Front Plate Mechanism (8 Level)	36			
34	Front Plate Mechanism	37			
35	Front Plate Mechanism	38			
36	Code Bar Positioning Mechanism	39			
37	Code Bar Positioning Mechanism (8 Level)	40			
38	Code Bar Positioning Mechanism	41			
39	Selector Mechanism	42			
40	Selector Mechanism (8 Level)	43			
41	Selector Knob Mechanism	44			
42	Selector Magnet Mechanism	45			
43	Selector Magnet Mechanism (8 Level)	46			
44	Selector Magnet Mechanism	47			
45	Right Ribbon Feed Mechanism	48			
46	Left Ribbon Feed Mechanism	49			
47	Code Bar Mechanism	50			
48	Code Bar Mechanism	51			
49	150036 Printing Carriage Assembly	52			

FIGURE	CONTENTS	PAGE	FIGURE	CONTENTS	PAGE
81	153910 Modification Kit to Provide Function Suppression for "AZ" Stunt Box	77	105	152917 and 157510 Modification Kits to Provide Local Back Space	95
82	152345 Modification Kit to Provide Off-Line Stunt Shift Control	78	106	161280 Modification Kit to Provide On-Line Reverse Line Feed	96
83	152350 Modification Kit to Provide Keyboard Lock	79	107	163183 Modification Kit to Provide D.C. Magnet Operated Print Suppression	97
84	153919 Modification Kit to Provide Auxiliary Connector	79	108	163947 Modification Kit to Provide Improved Manual Platen Line Feed	98
85	152915 and 157511 Modification Kits to Provide Local Reverse Line Feed	80	109	163535 and 178301 Modification Kits to Provide Transmitter Control for the Vertical Tabulator	98
86	Sprocket Feed Paper Handling Modification Kits (Typing Unit and Cabinet)	81	110	164270 Modification Kit to Provide Copy Display	99
87	Sprocket Feed Paper Handling Modification Kits (Wall Mounted Typing Unit and Cabinet)	82	111	157514 Modification Kit to Provide Automatic Carriage Return and Line Feed	100
88	153911 Modification Kit to Provide Continuous Spacing (Continued on next page)	83	112	172181 Modification Kit to Provide Copy Display	100
89	153911 Modification Kit to Provide Continuous Spacing (Continued from preceding page)	84	113	163146 Modification Kit to Provide Universal Contact	101
90	152348 Automatic Carriage Return and Line Feed and 153945 "O" Code Bar and Bellcrank Modification Kits	85	114	159366 Modification Kit to Provide a Friction Feed Printer with Paper-Out Alarm	102
91	154742 Modification Kit to Provide Four Lines Per Inch	85	115	179369 Modification Kit to Provide Copy Display	103
92	155051 Auxiliary Cable Assembly	86	116	Selective Calling Function Lever Modification Kits	104
93	154753 Modification Kit to Provide Auxiliary Connector	86	117	179724 Modification Kit to Provide Two Color Ribbon Printing - Right Side (Continued on next page)	105
94	154755 Modification Kit to Provide 5 Spaces Per Inch Horizontally	87	118	179724 Modification Kit to Provide Two Color Ribbon Printing - Left Side (Continued from preceding page)	106
95	159395 Modification Kit to Provide 6 Spaces Per Inch Horizontally	87	119	194995 and 199245 Modification Kits to Provide Paper Jam Alarm	107
96	163292 Modification Kit to Provide 8 Spaces Per Inch Horizontally	87	120	174043 Modification Kit to Provide Paper Feed Failure Indicator	108
97	154792 Modification Kit to Provide 12 Spaces Per Inch Horizontally	87	121	198394 Modification Kit to Provide Universal Contacts	109
98	Vertical Tabulation Modification Kits	88	122	176420 Modification Kit to Provide Selector with Timing Contacts	110
99	154770 Modification Kit to Provide Vertical Tabulation on Upper Case "J" and "Z" (Includes the 163535 Modification Kit in Figure 109)	89	123	154798 Modification Kit to Provide Superfold Friction Feed Paper Handling	111
100	154778 Modification Kit to Provide External Pulse Shift Feature (Continued on next page)	90	124	194092 Modification Kit to Provide Paper Motion Alarm	112
101	154778 Modification Kit to Provide External Pulse Shift Feature (Continued from preceding page)	91	125	194324 Modification Kit to Provide a Paper-Out Alarm Switch	113
102	154785 Modification Kit to Provide Universal Contacts	92	126	305035, 305036 and 307065 Modification Kits to Provide Improved Manual Platen Line Feed	114
103	157508 and 163180 Modification Kits to Provide Horizontal Tabulation (Continued on next page)	93		Notes of Explanation	115
104	157508 and 163180 Modification Kits to Provide Horizontal Tabulation (Continued from preceding page)	94		Notes of Explanation (Continued)	116
				Numerical Index	117



For Early Design, see Figure 3

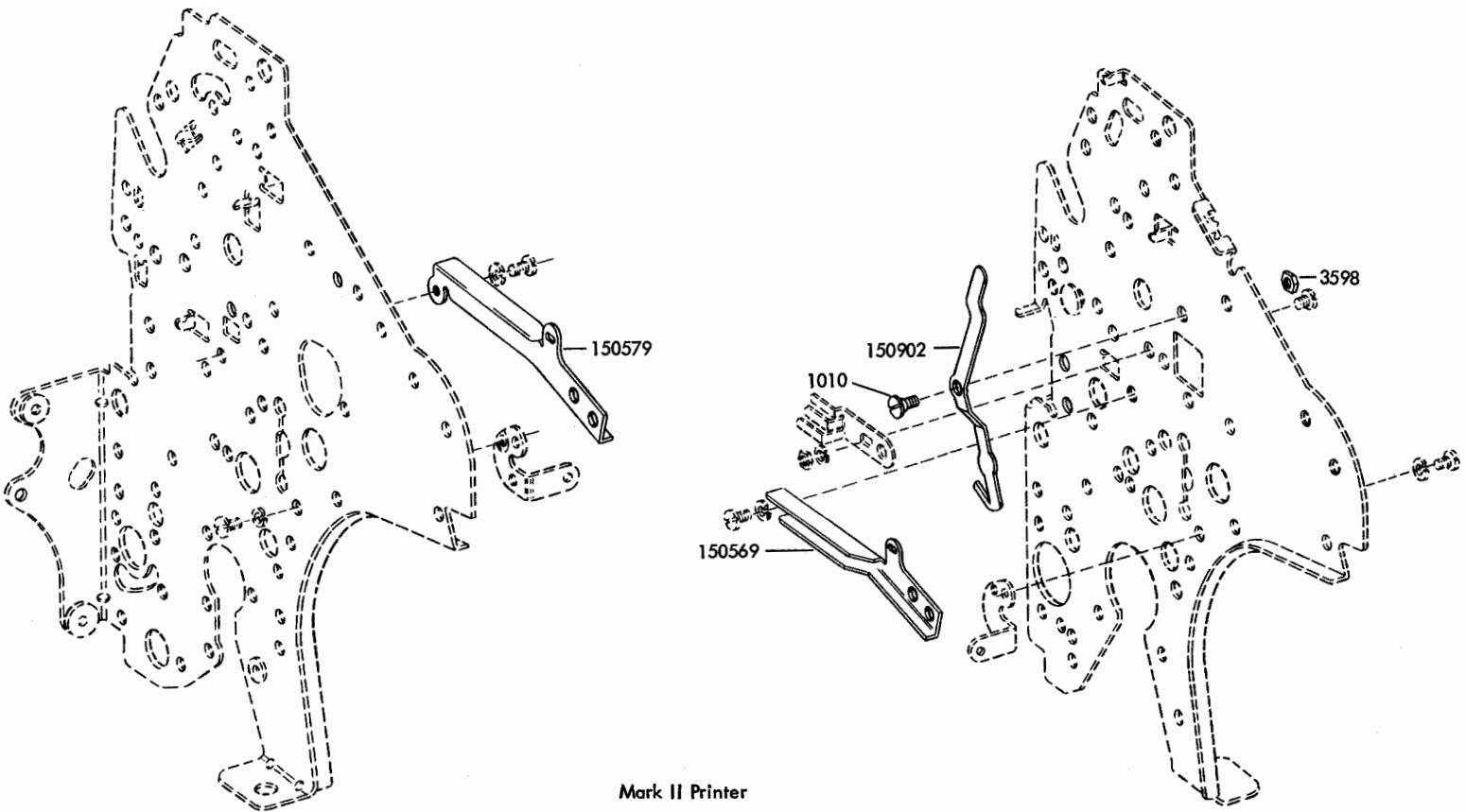
FIGURE 1. LEFT SIDE FRAME MECHANISM



① Peculiar to 8 Level Units

For Early Design, see Figure 3

FIGURE 2. RIGHT SIDE FRAME MECHANISM

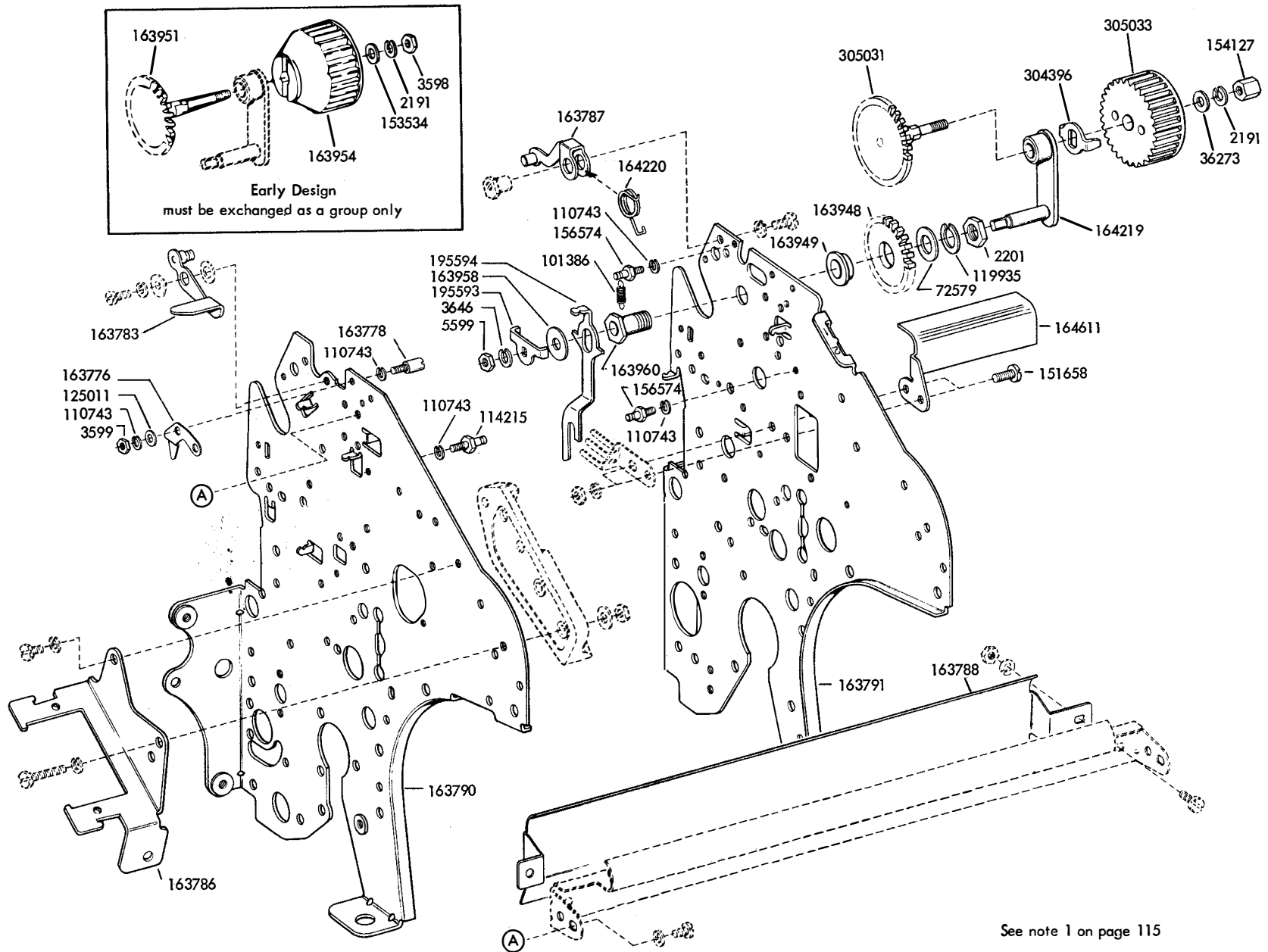


Mark II Printer

Early Design Parts

FIGURE 3. LEFT AND RIGHT SIDE FRAME MECHANISM

FIGURE 4. LEFT AND RIGHT SIDE FRAME MECHANISM



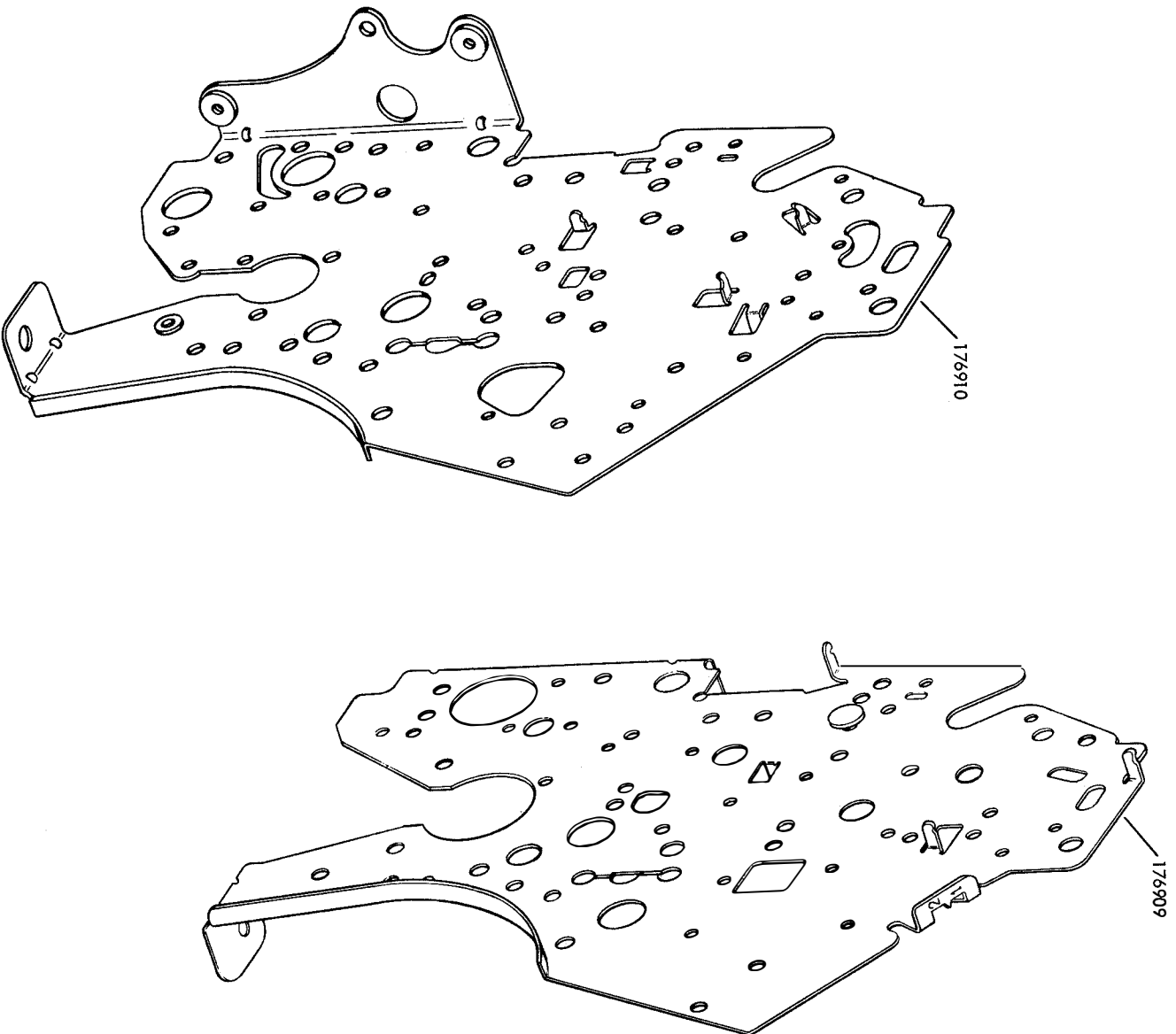
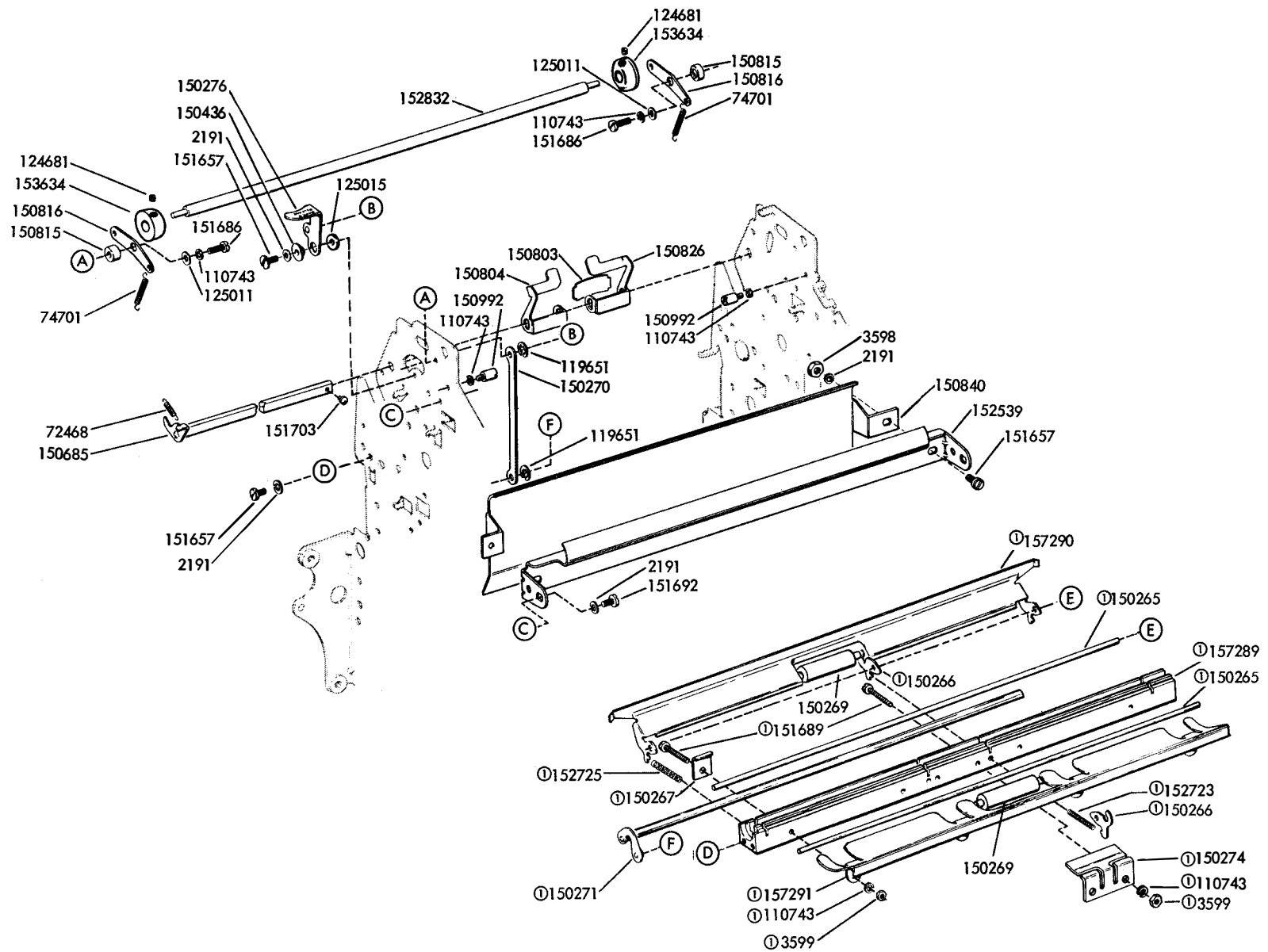


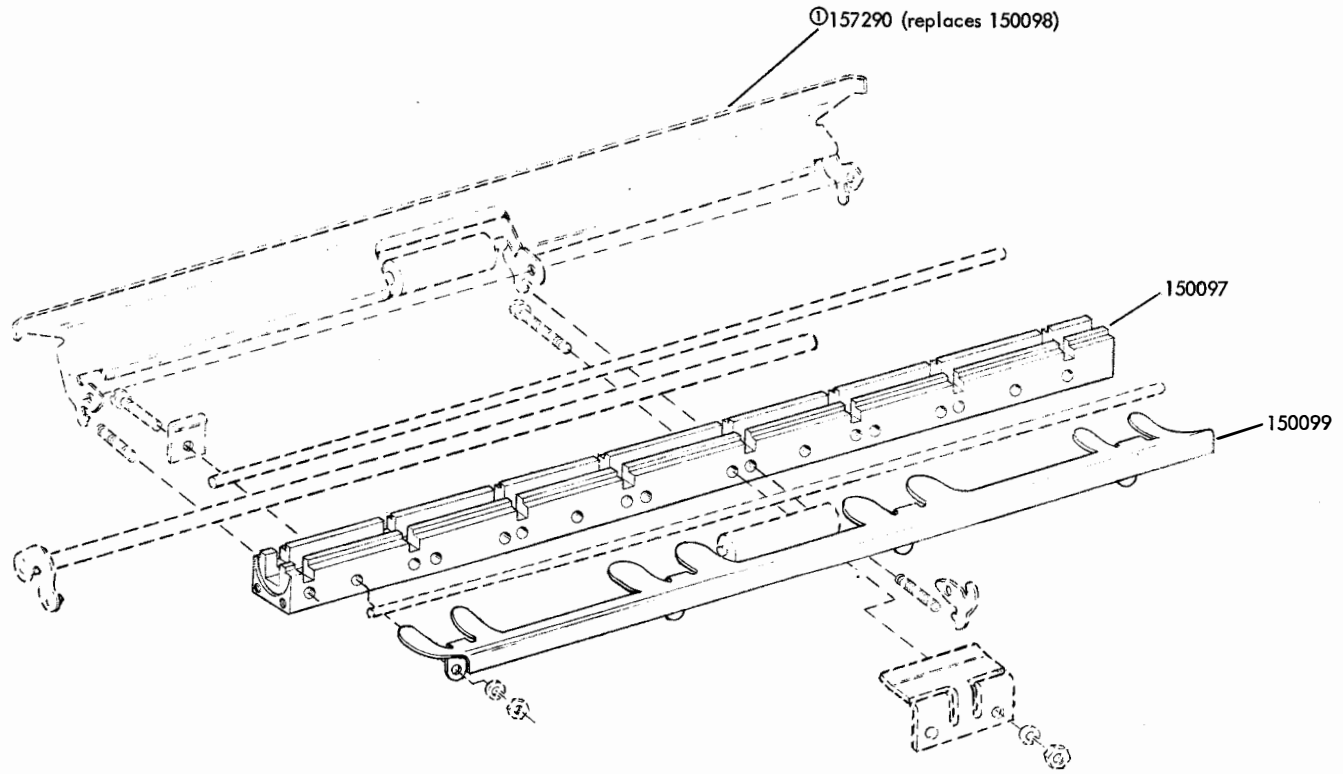
FIGURE 5. LEFT AND RIGHT SIDE FRAMES (WALL MOUNTED)

FIGURE 6. PRESSURE ROLLER MECHANISM



① 150096 Pressure Roller Assembly
For Early Design, see Figure 7

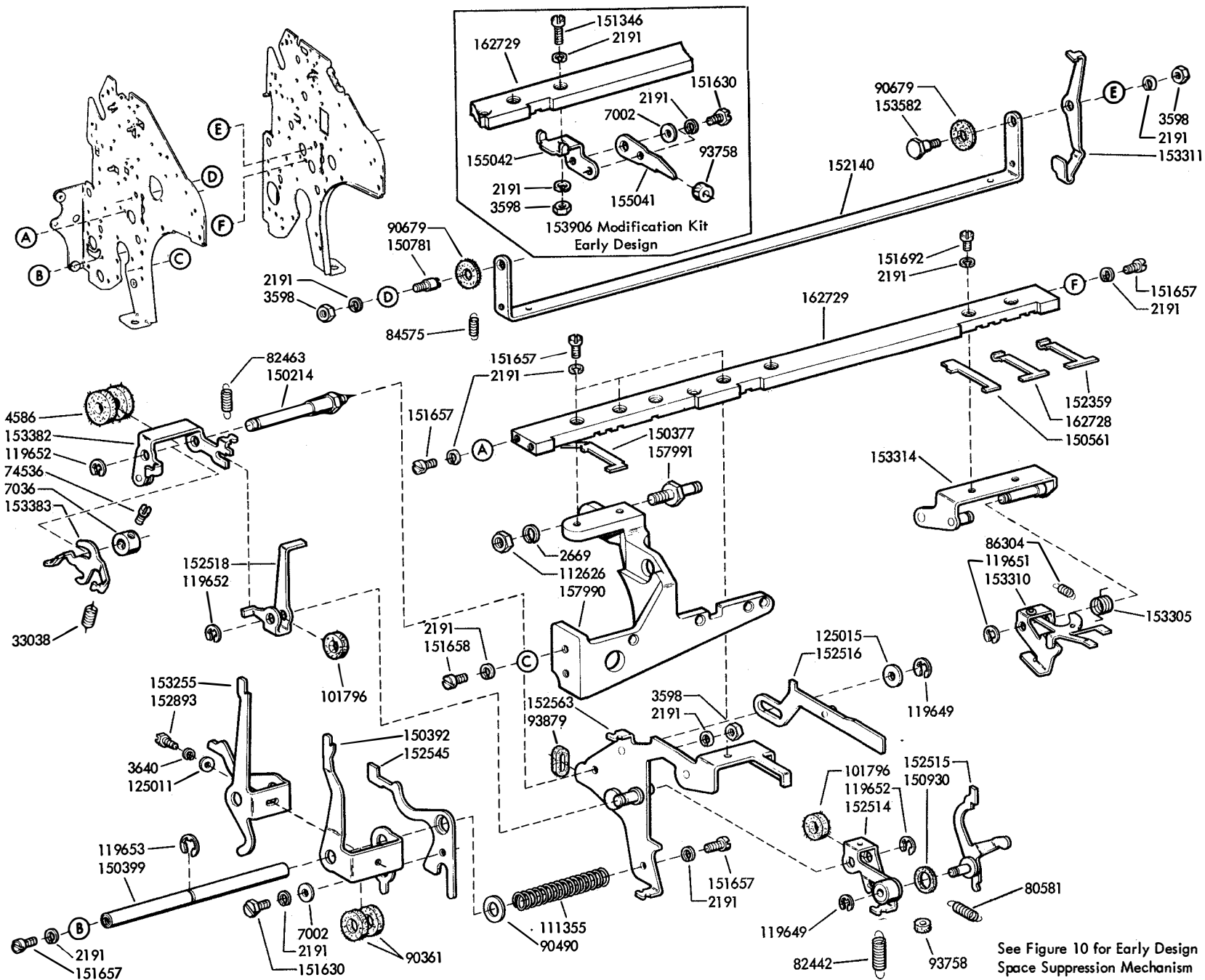
FIGURE 7. PRESSURE ROLLER MECHANISM



Early Design Parts

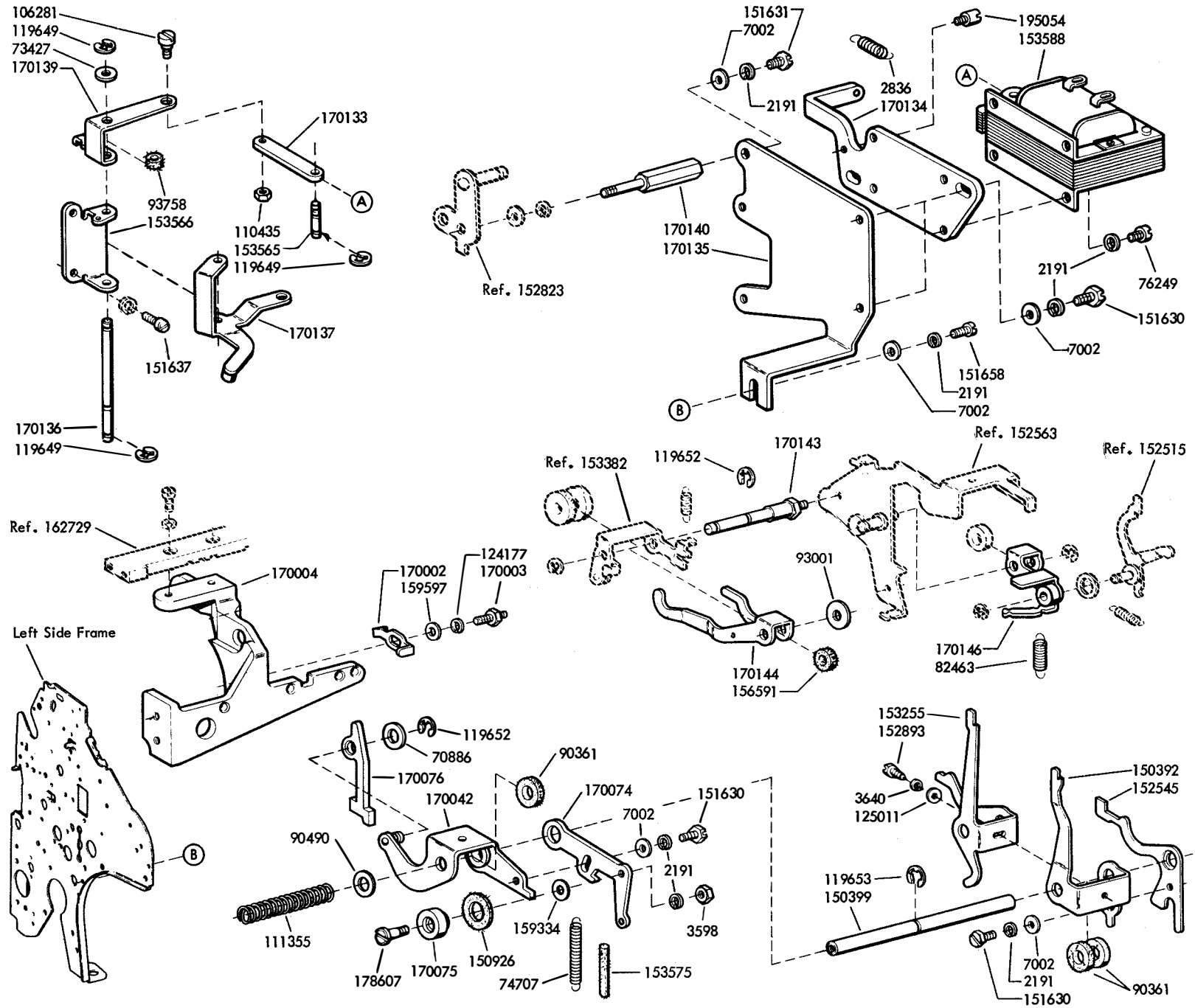
①See note 2 on page 115

FIGURE 8. SPACE SUPPRESSION MECHANISM



See Figure 10 for Early Design Space Suppression Mechanism

FIGURE 9. SPACE SUPPRESSION, STUNT SHIFT CONTROL AND CODE BAR SUPPRESSION MECHANISM (8 LEVEL)



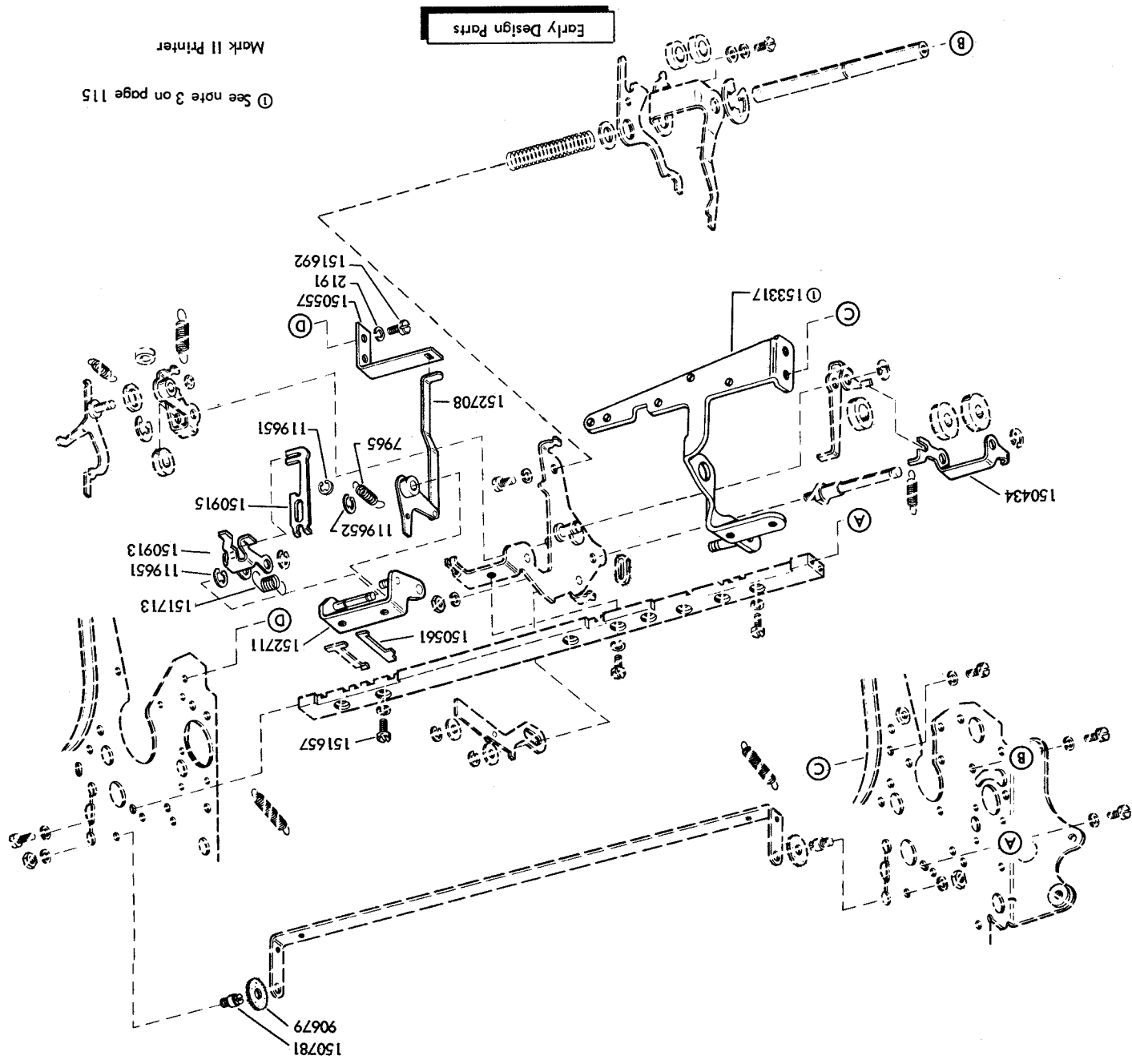
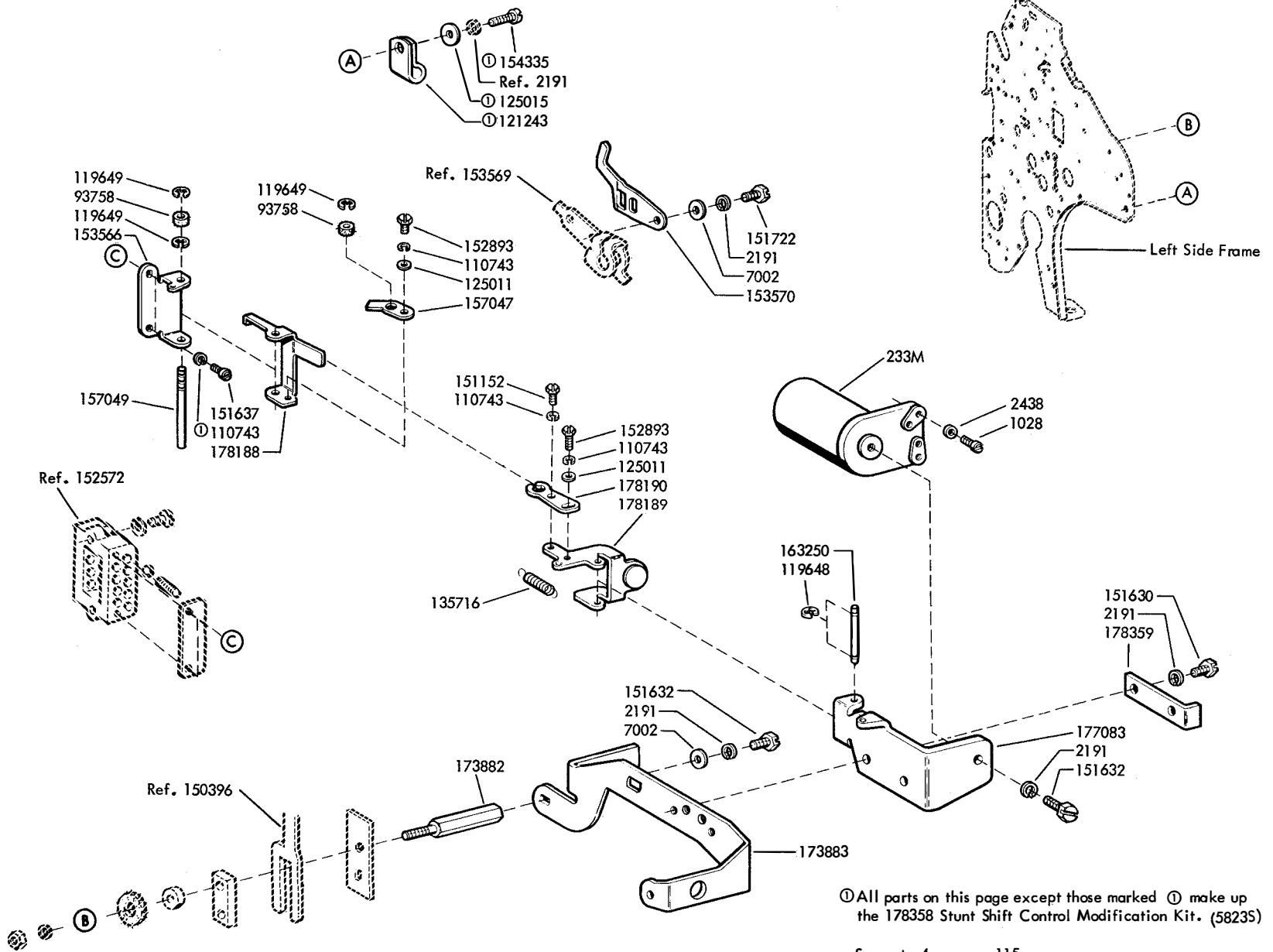


FIGURE 10. SPACE SUPPRESSION MECHANISM

FIGURE 11. PRINT SUPPRESSION MECHANISM



ⓐ All parts on this page except those marked ⓐ make up the 178358 Stunt Shift Control Modification Kit. (58235)

See note 4 on page 115

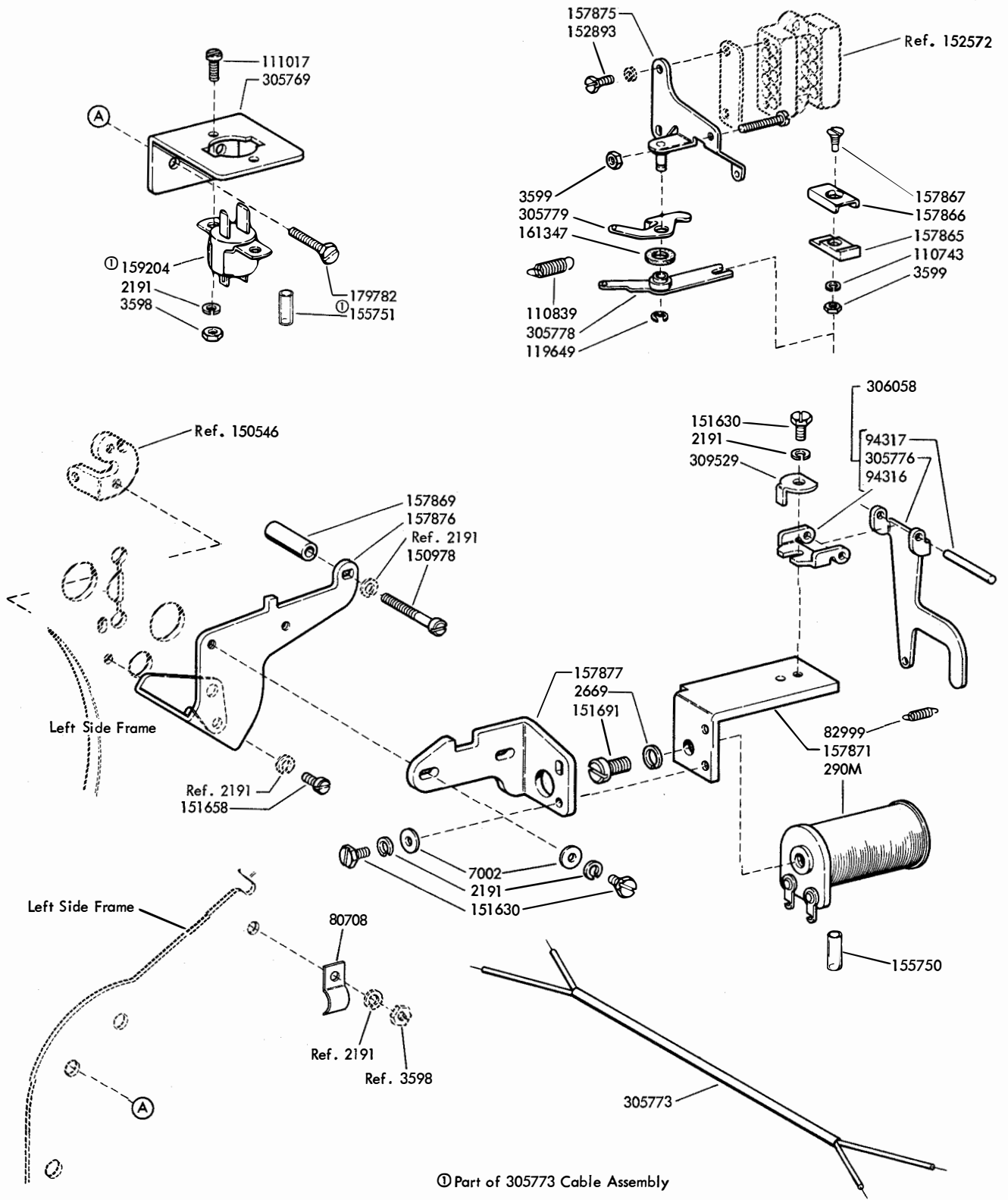
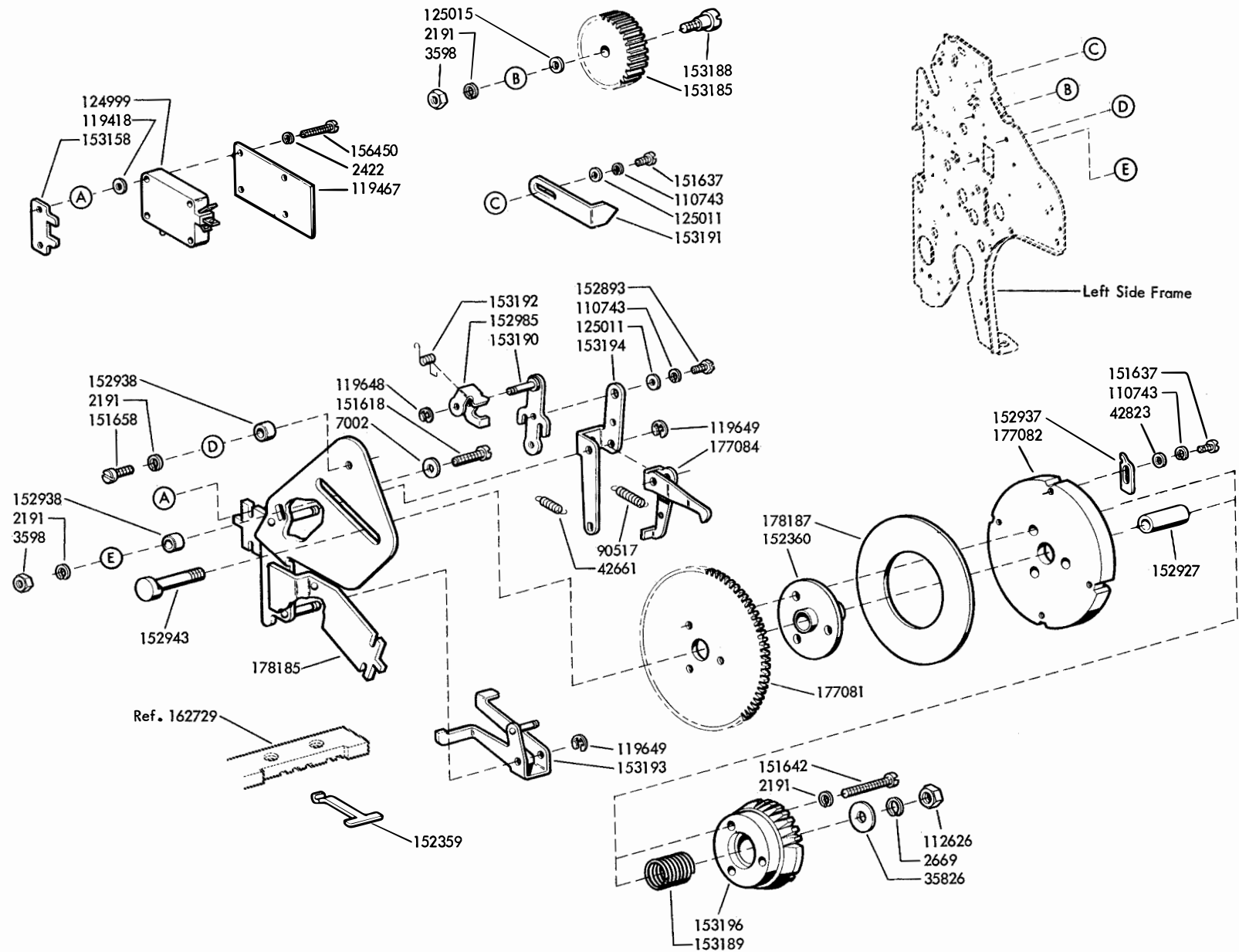


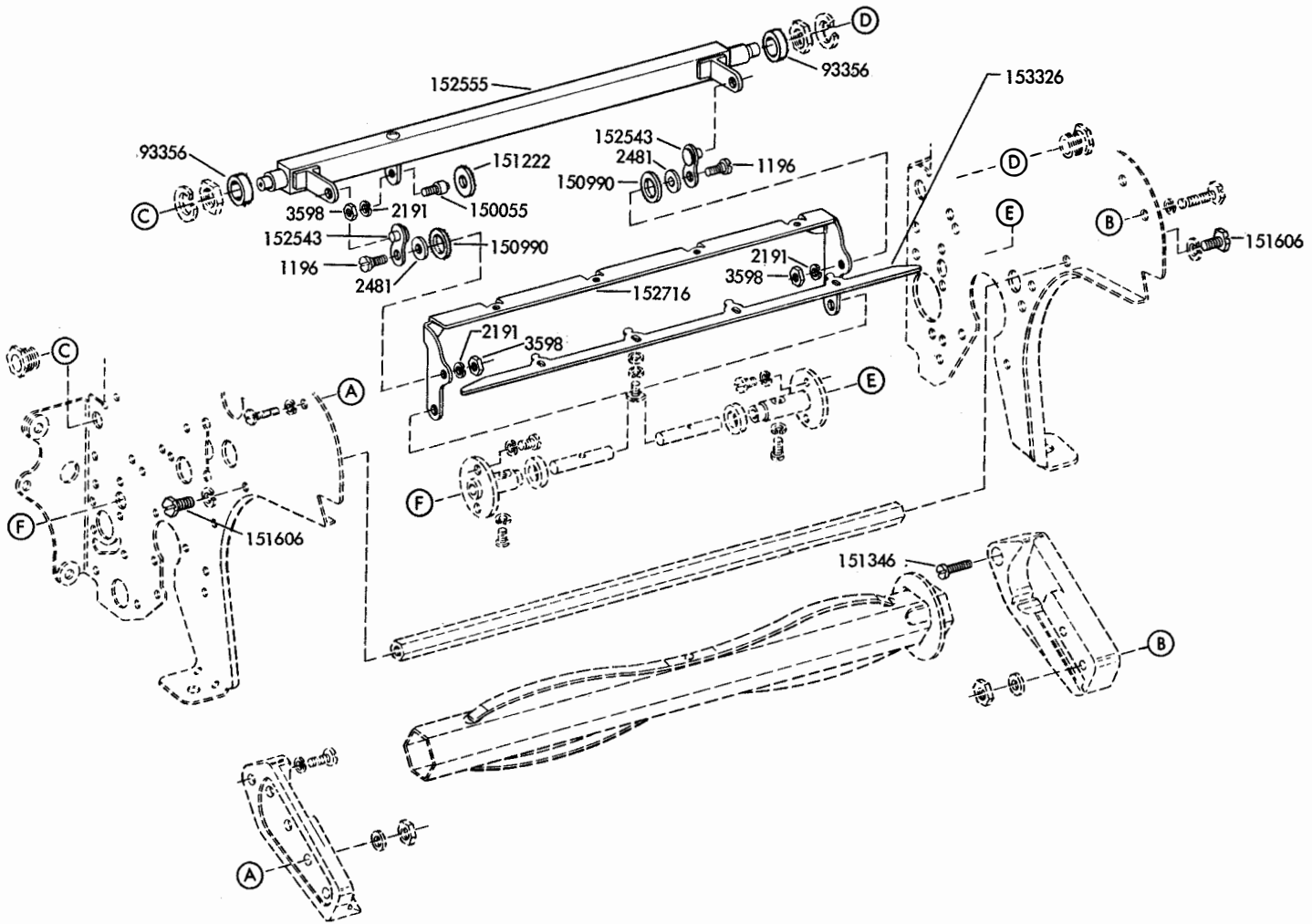
FIGURE 12. ELECTRICALLY OPERATED LETTERS SHIFT MECHANISM

FIGURE 13. PAGE FEED-OUT AND FORM STARTER MECHANISM



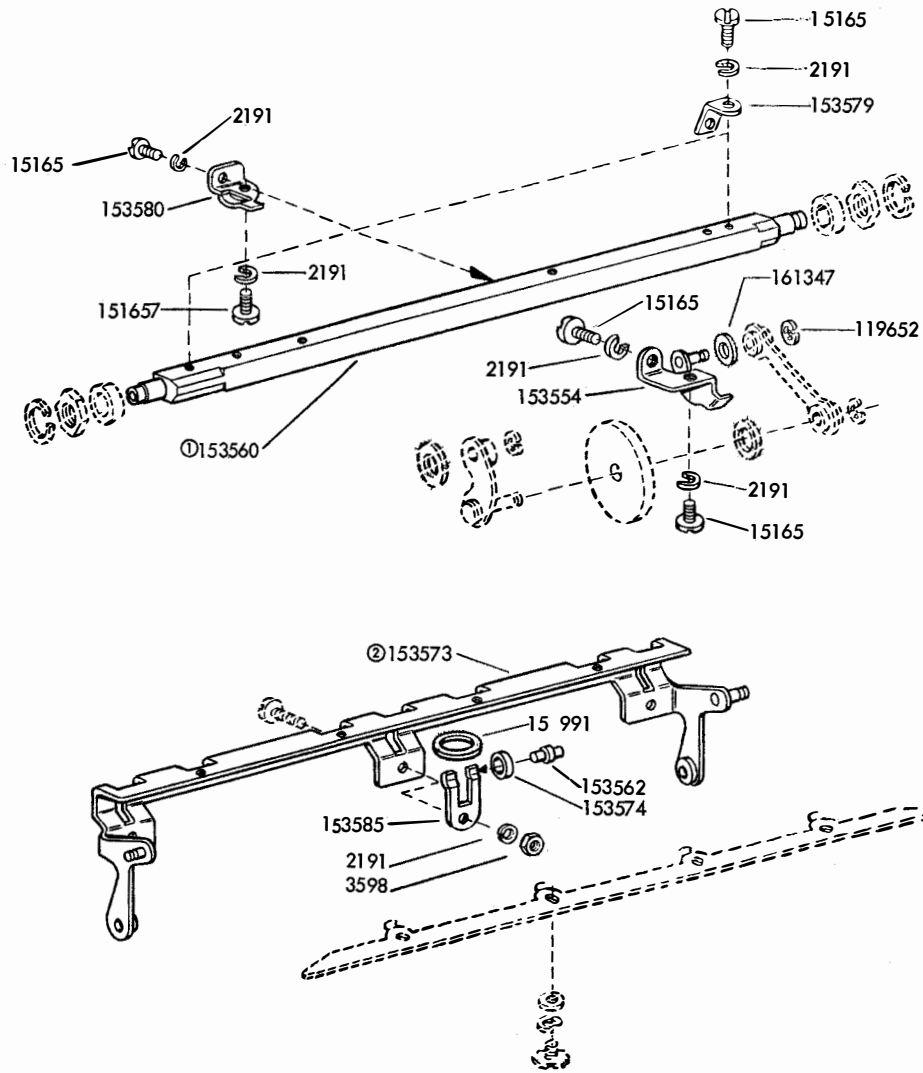
See note 4 on page 115

FIGURE 15. PAPER SPINDLE AND RESET BAIL MECHANISM



Mark II Printer

Early Design Parts

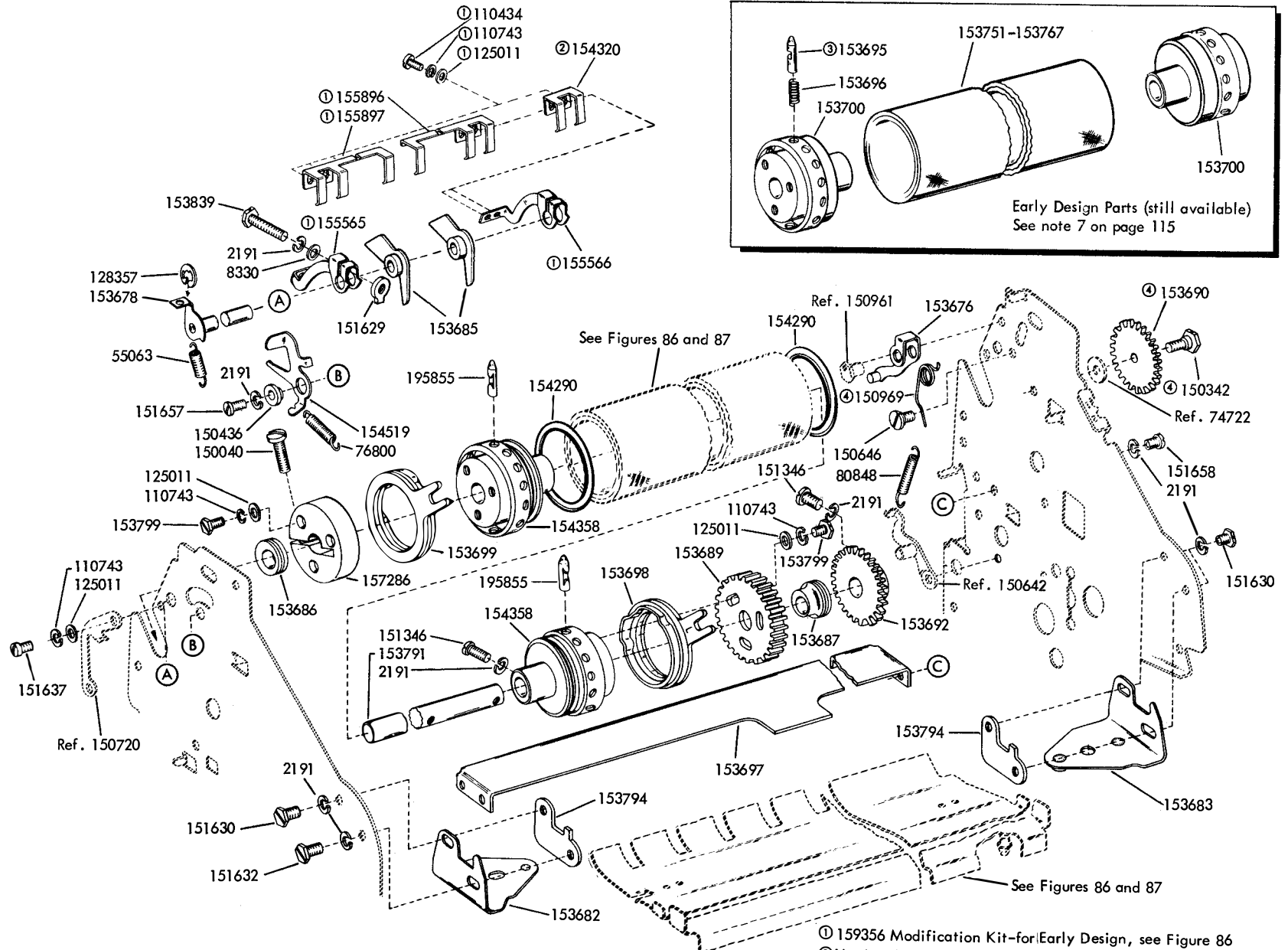


Early Design Parts

- ① See note 5 on page 115
- ② See note 6 on page 115

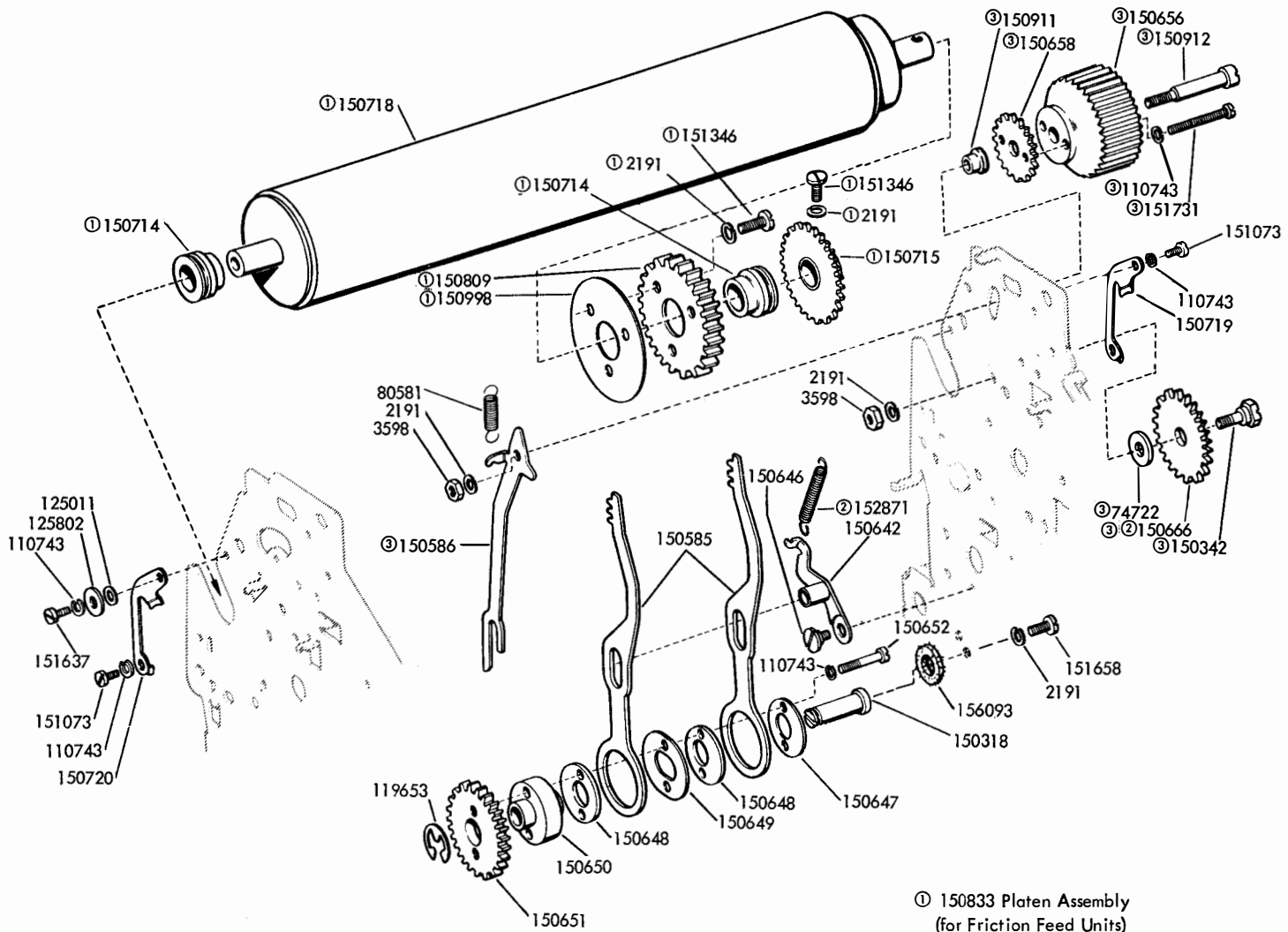
FIGURE 16. RESET BAIL MECHANISM

FIGURE 17. SPROCKET FEED MECHANISM



- ① 159356 Modification Kit—for Early Design, see Figure 86
- ② Used with paper form widths of 4-1/4" or narrower
- ③ The 153695 Pin (steel) is no longer available. It has been replaced with a 195855 Pin (plastic)
- ④ For Late Design, see 305035 Modification Kit in Figure 126

FIGURE 18. LINE FEED AND PLATEN MECHANISM



- ① 150833 Platen Assembly
(for Friction Feed Units)
- ② Peculiar to Friction Feed Units
- ③ For Late Design, see 305036 Modification
Kit in Figure 126

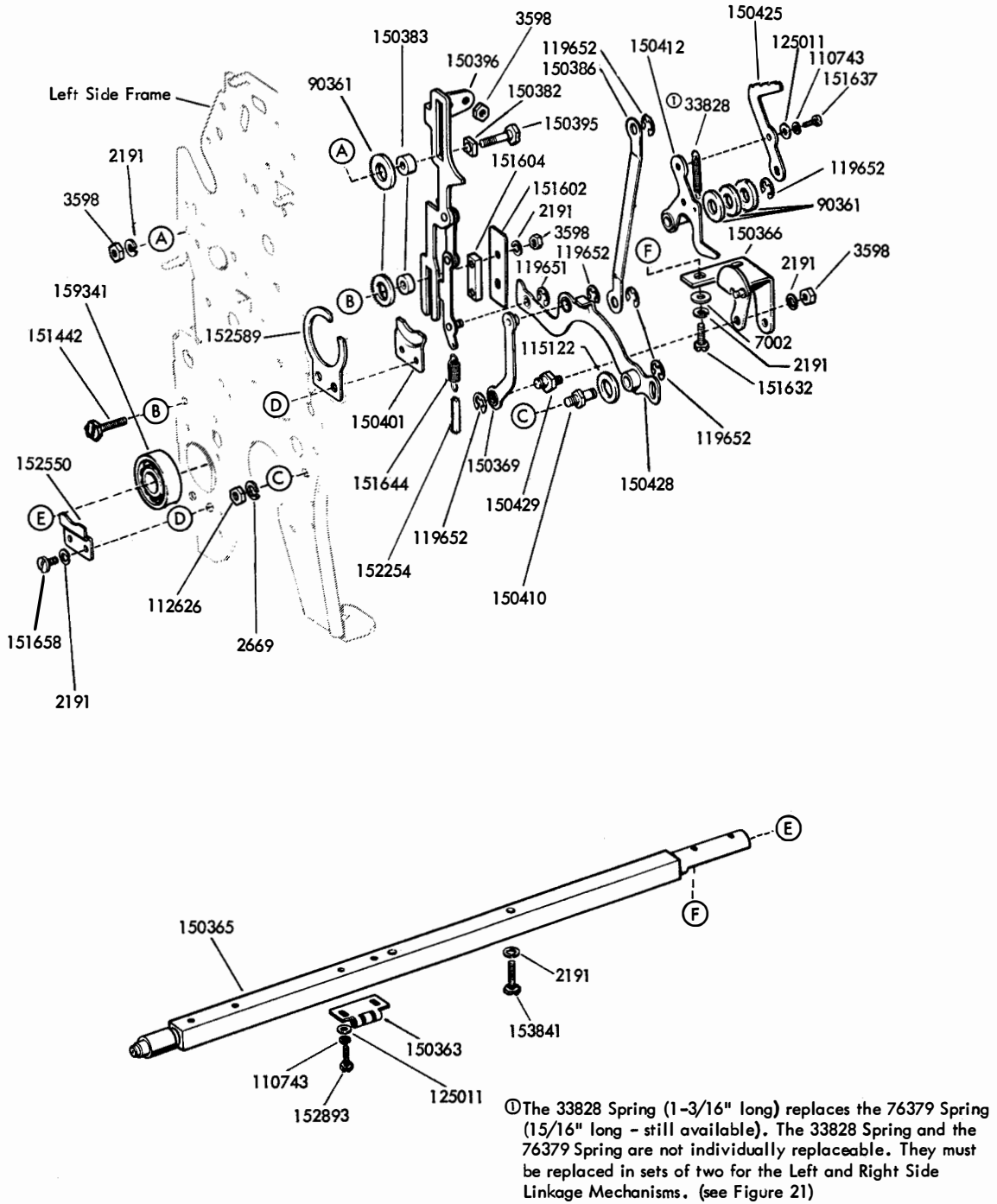


FIGURE 19. LEFT SIDE LINKAGE AND ROCKER SHAFT MECHANISM

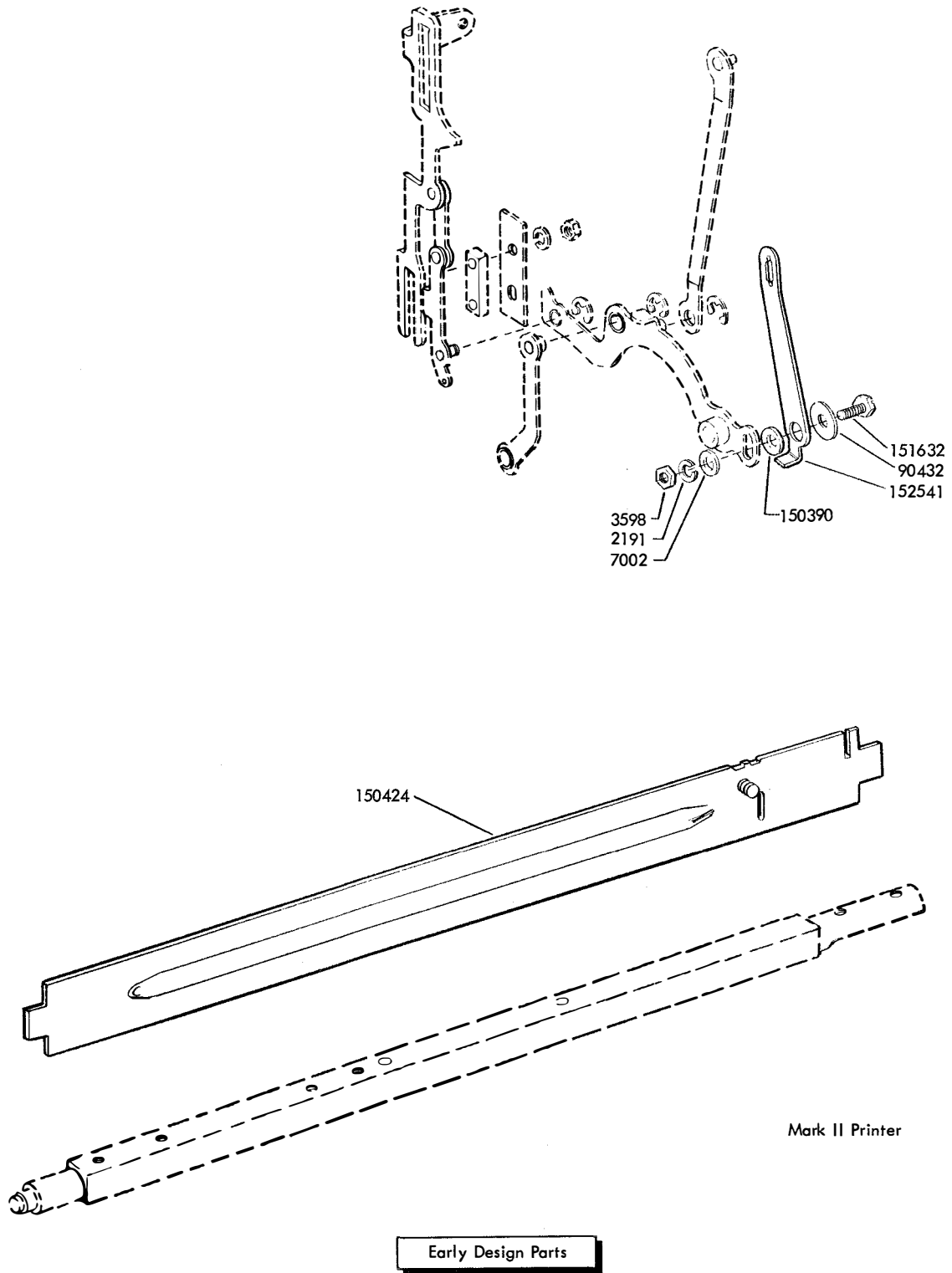
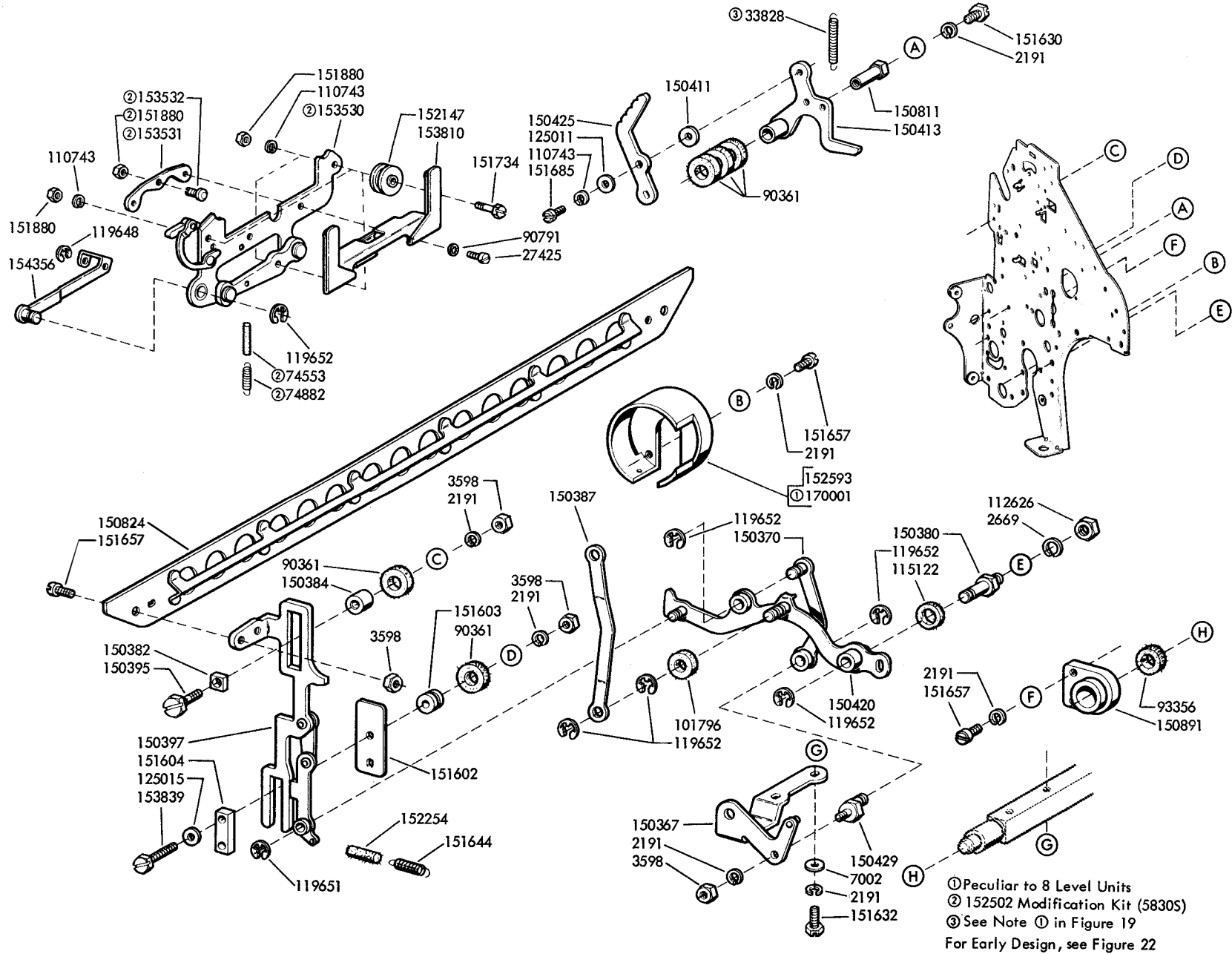
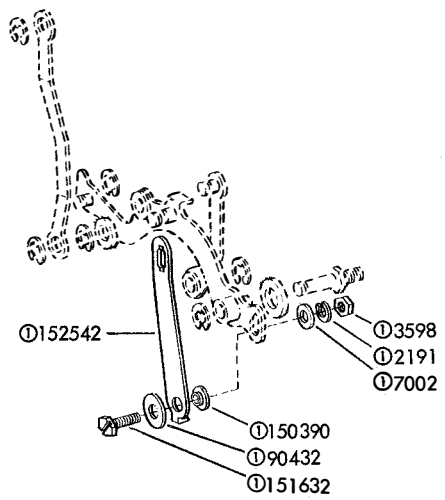
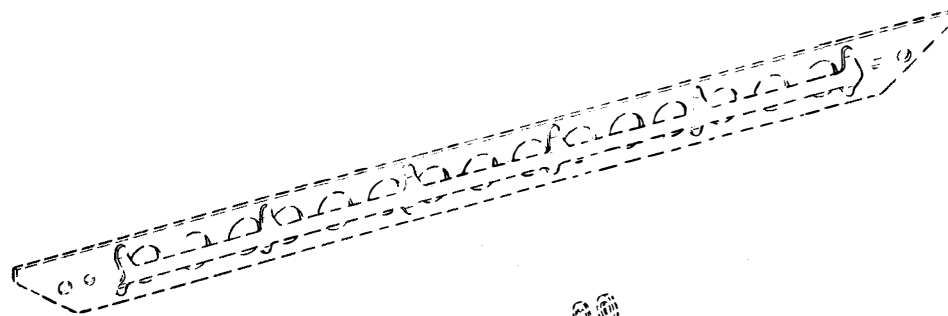
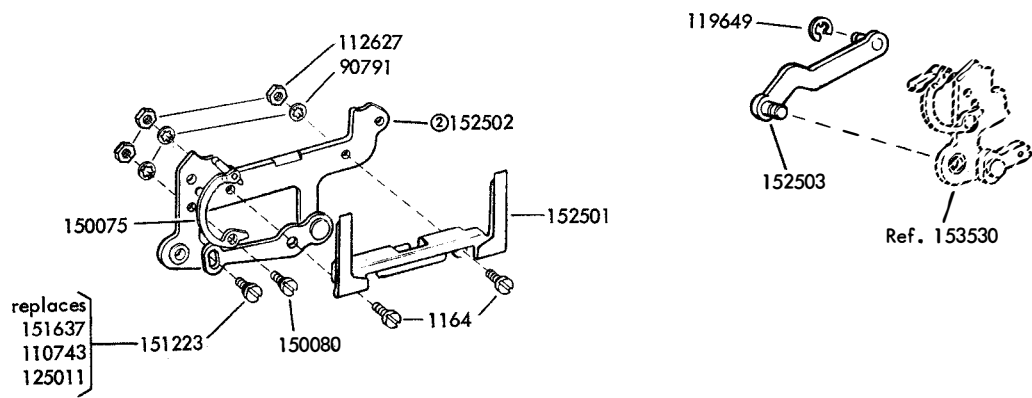


FIGURE 20. LEFT SIDE LINKAGE AND STRIPPER BLADE MECHANISM

FIGURE 21. RIGHT SIDE LINKAGE AND TYPE BOX CARRIAGE MECHANISM



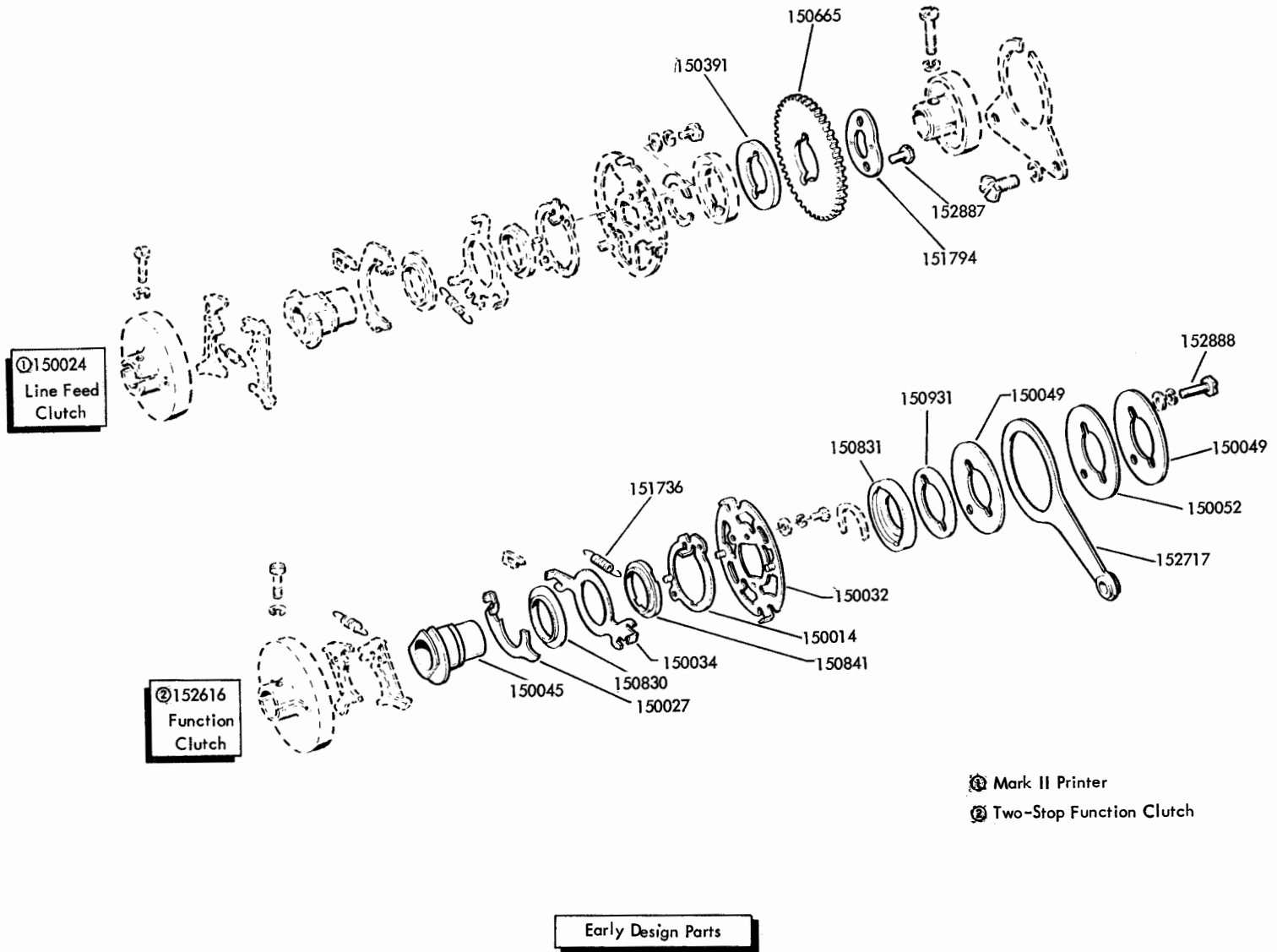


Early Design Parts

① Mark II Printer
② See note 8 on page 115

FIGURE 22. RIGHT SIDE LINKAGE AND TYPE BOX CARRIAGE MECHANISM

FIGURE 25. LINE FEED CLUTCH AND FUNCTION CLUTCH MECHANISM



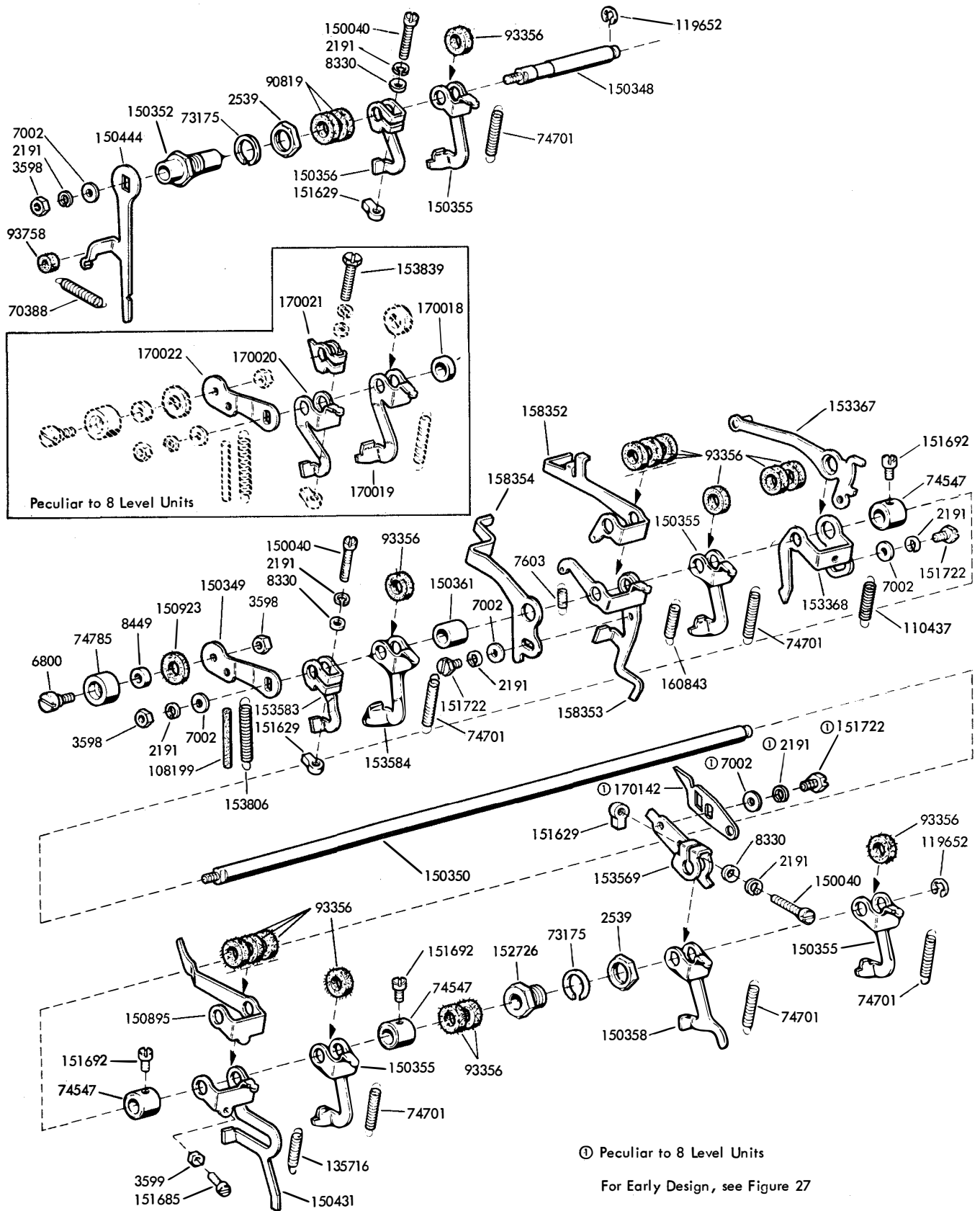
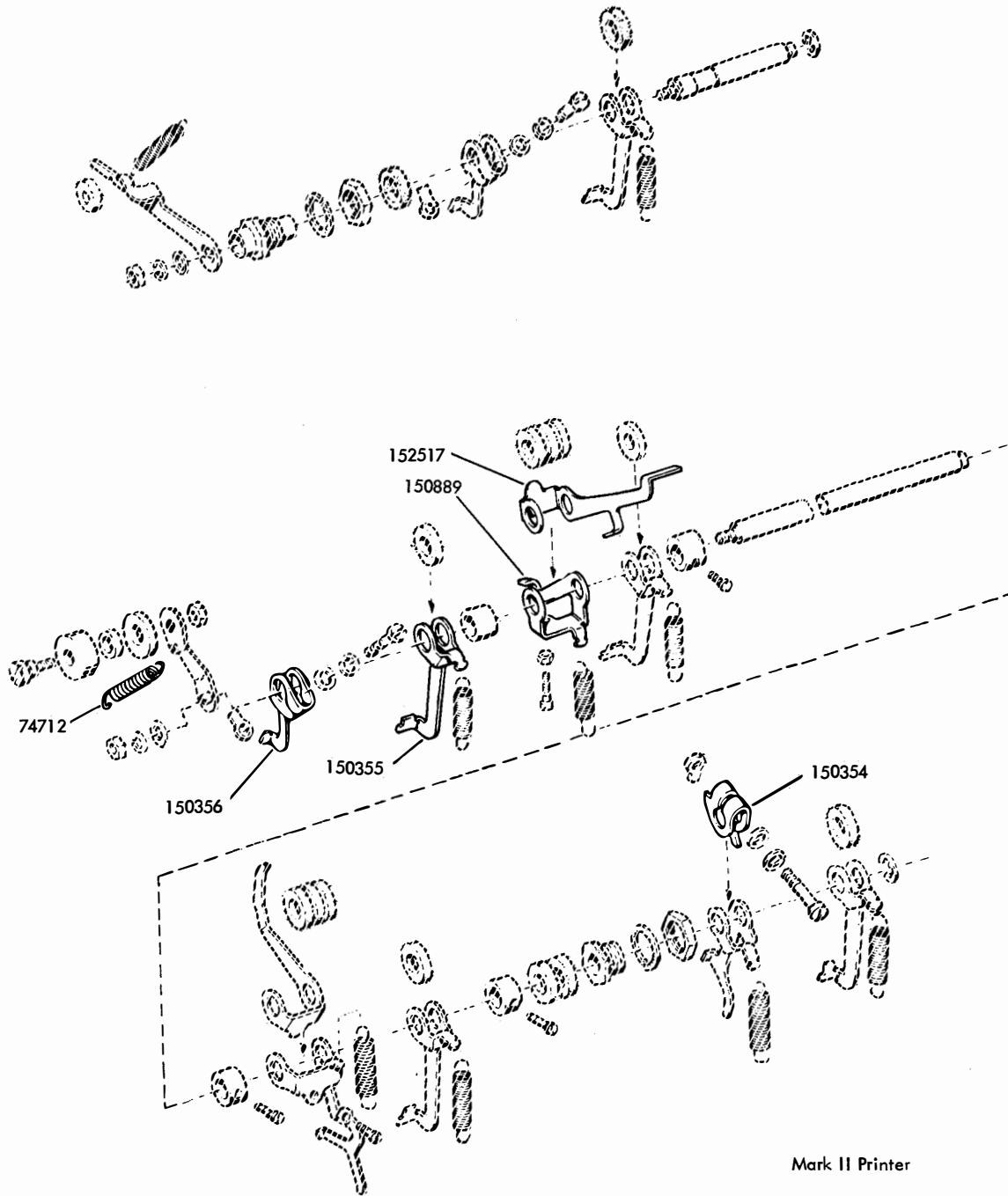


FIGURE 26. TRIP SHAFT MECHANISM



Early Design Parts

FIGURE 27. TRIP SHAFT MECHANISM

FIGURE 28. CARRIAGE RETURN AND SPACING DRUM MECHANISM

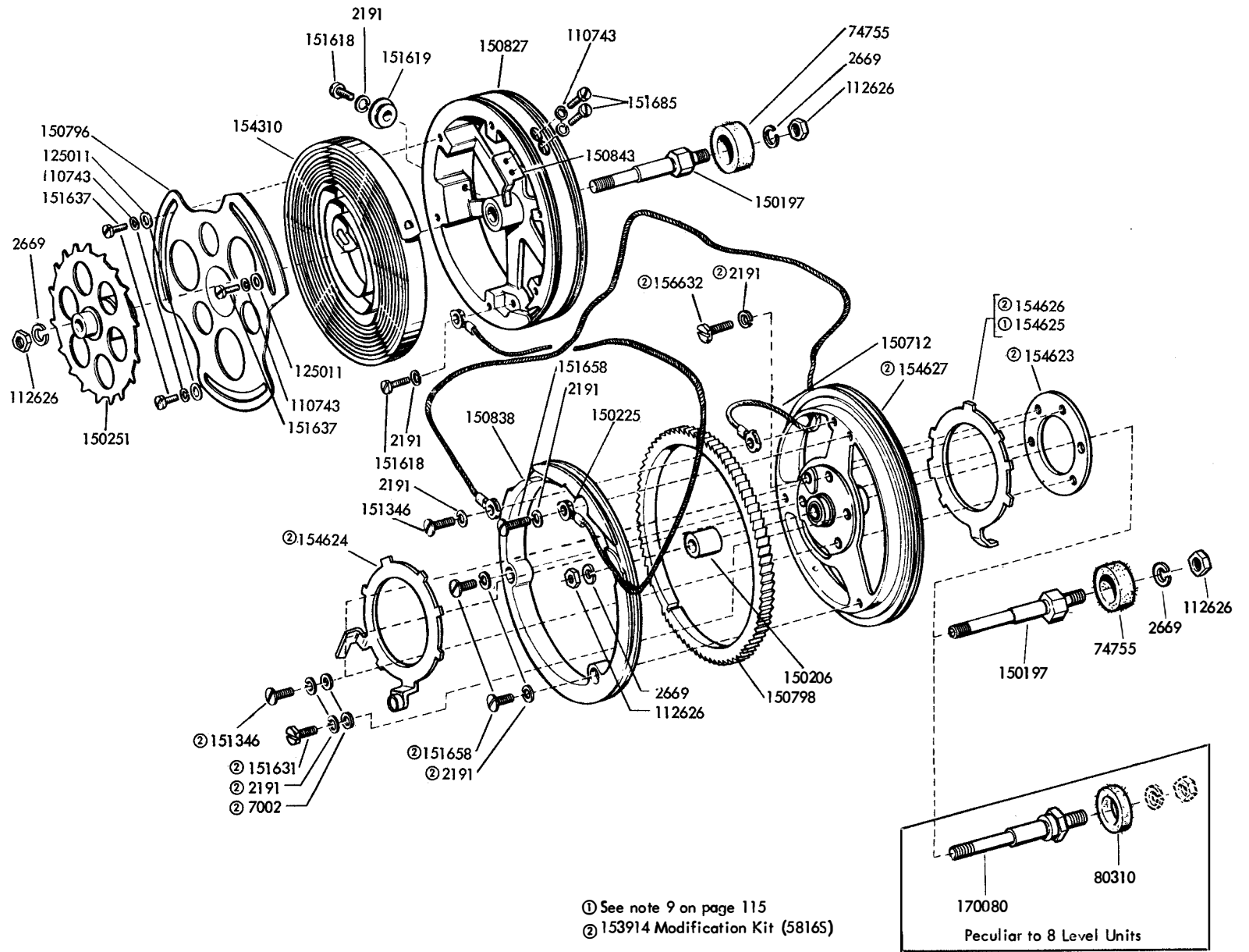
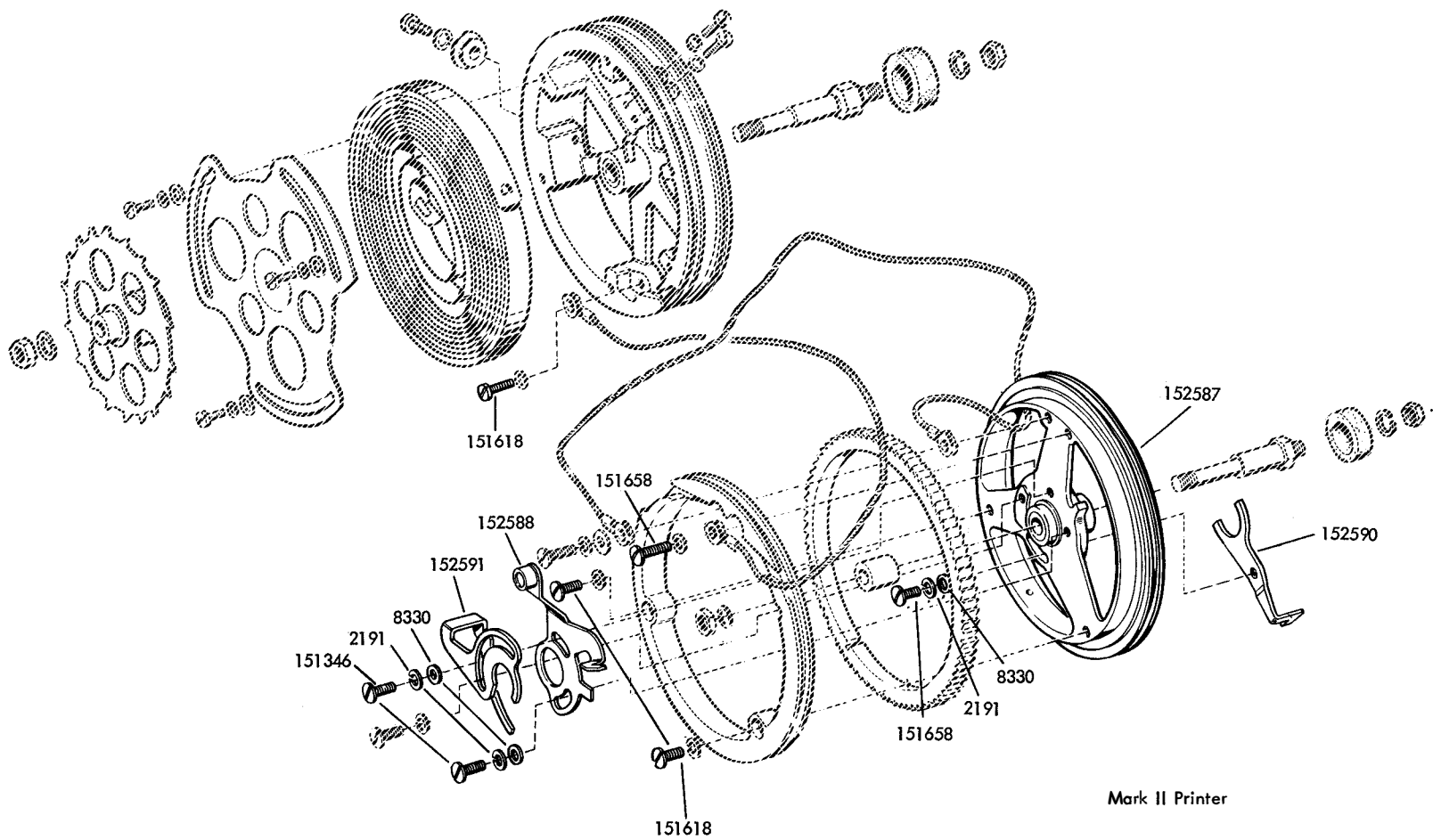


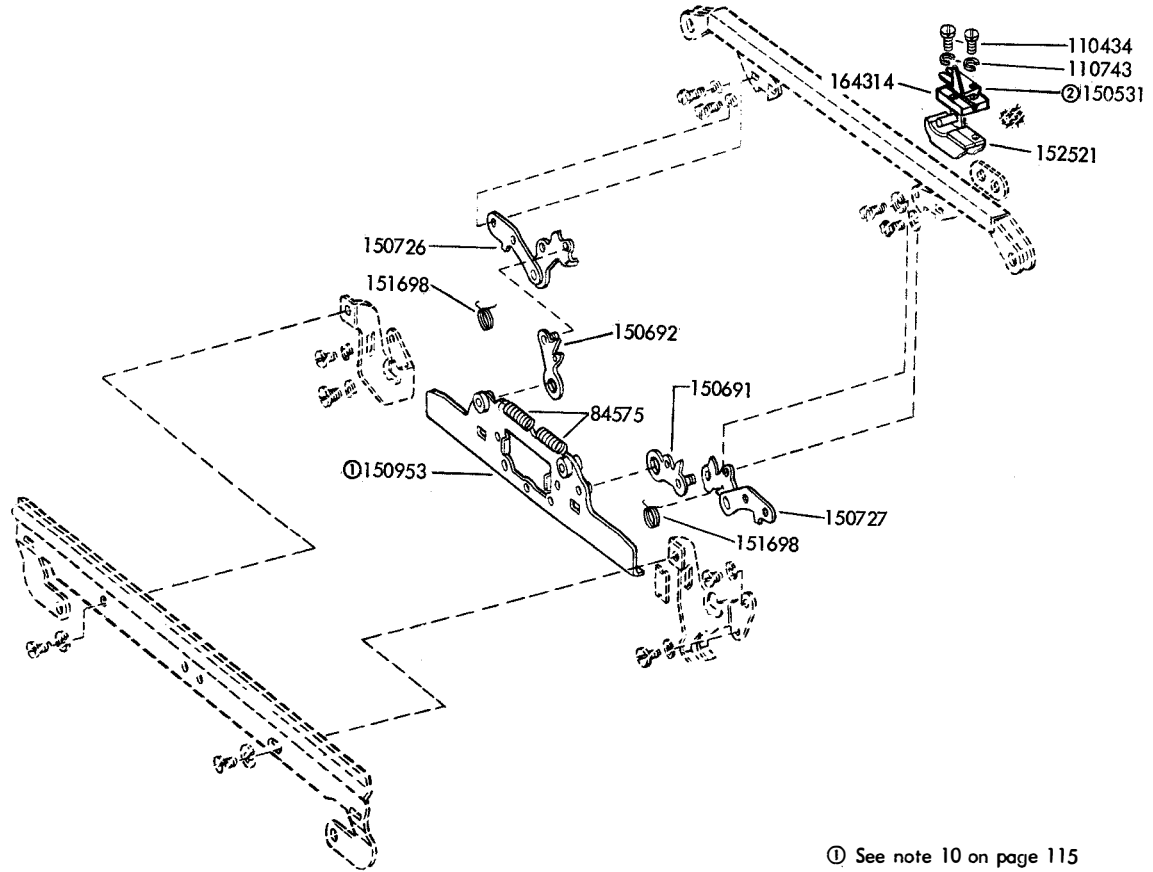
FIGURE 29. CARRIAGE RETURN AND SPACING DRUM MECHANISM



Early Design Parts

Mark II Printer

FIGURE 31. FRONT PLATE MECHANISM



① See note 10 on page 115

② See note 11 on page 115

Early Design Parts

FIGURE 33. FRONT PLATE MECHANISM (8 LEVEL)

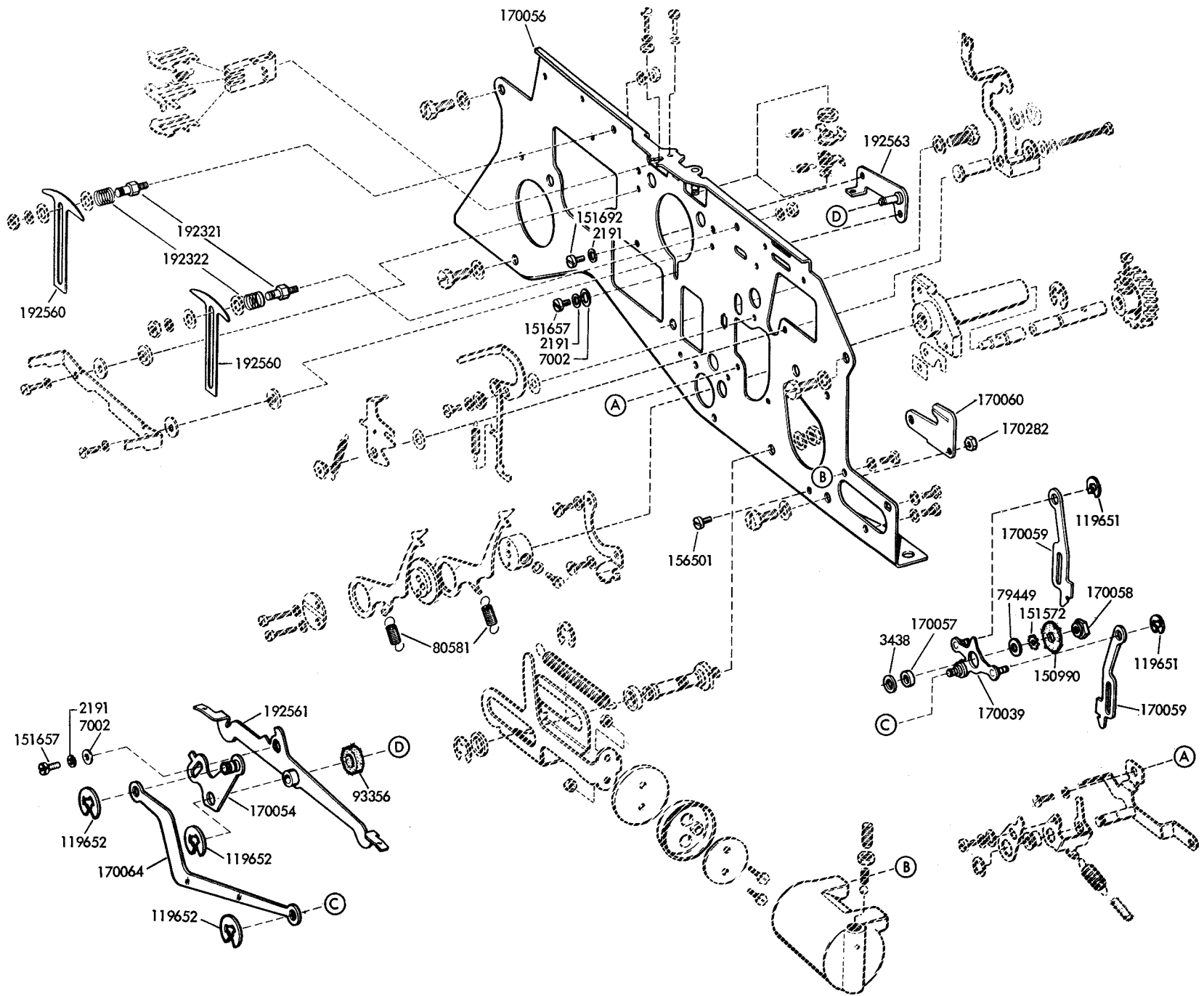
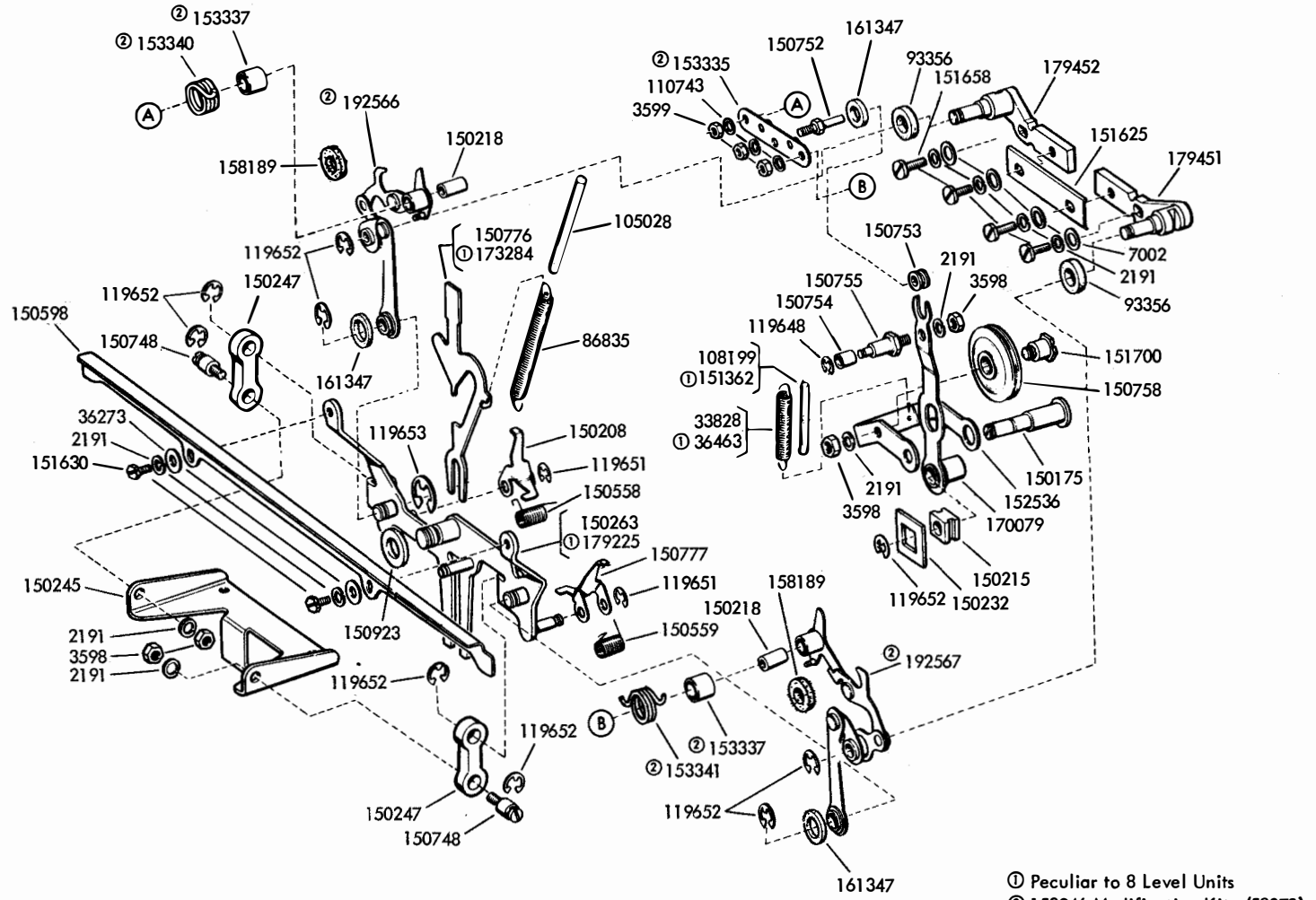
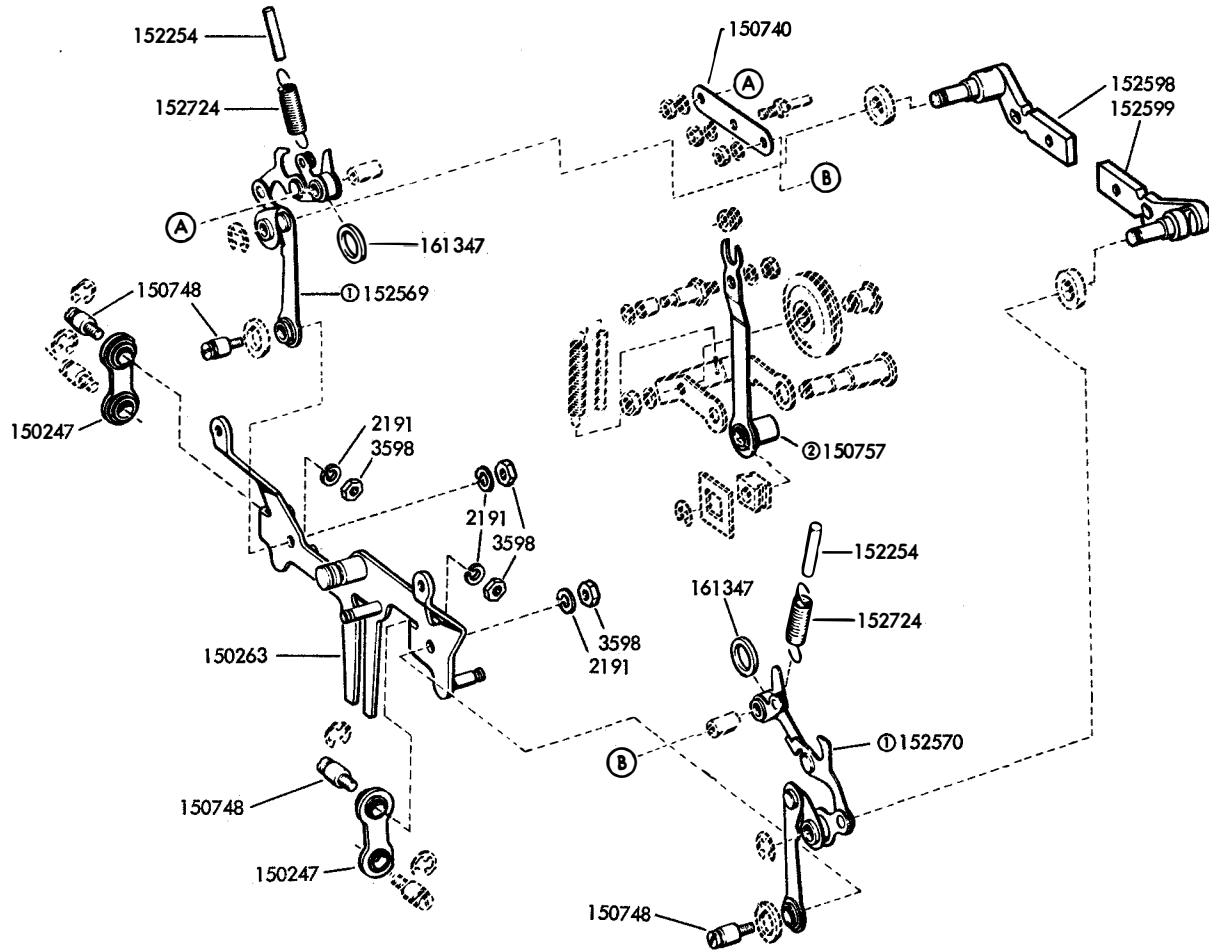


FIGURE 34. FRONT PLATE MECHANISM



① Peculiar to 8 Level Units
 ② 153946 Modification Kit (58075)
 For Early Design, see Figure 35

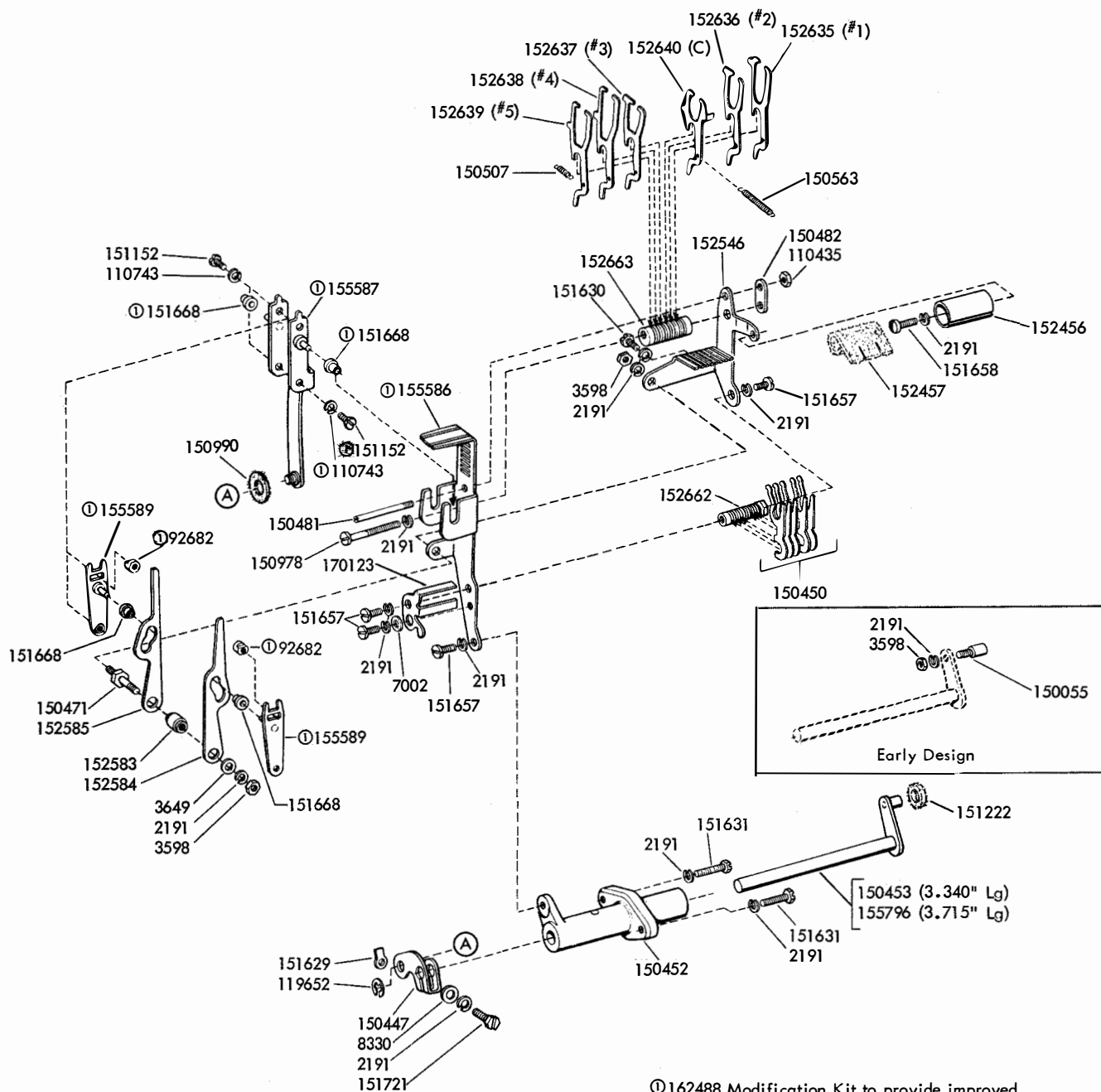


Early Design Parts

① See note 14 on page 115

② See note 15 on page 115

FIGURE 35. FRONT PLATE MECHANISM



①162488 Modification Kit to provide improved Code Bar Positioning Mechanism (5922S)
 For Early Design, see Figure 38

FIGURE 36. CODE BAR POSITIONING MECHANISM

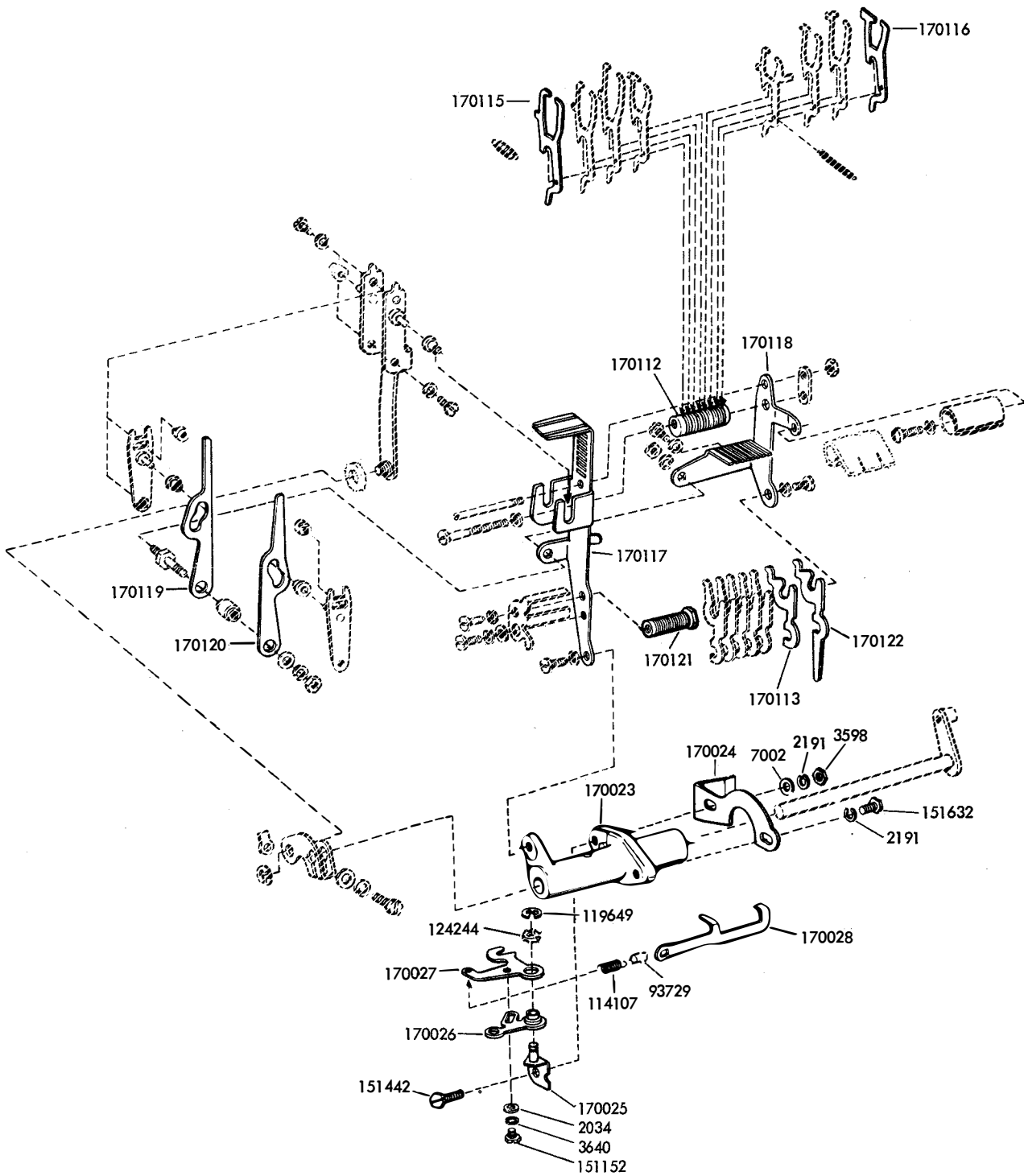
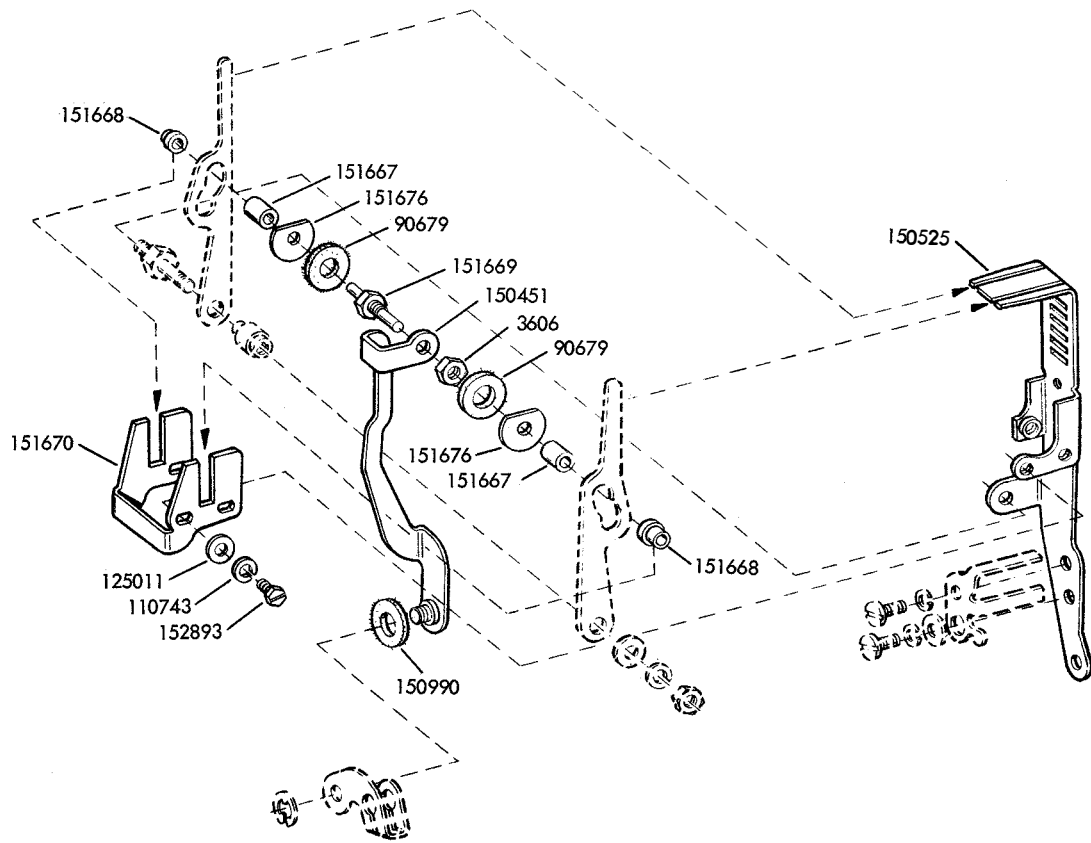


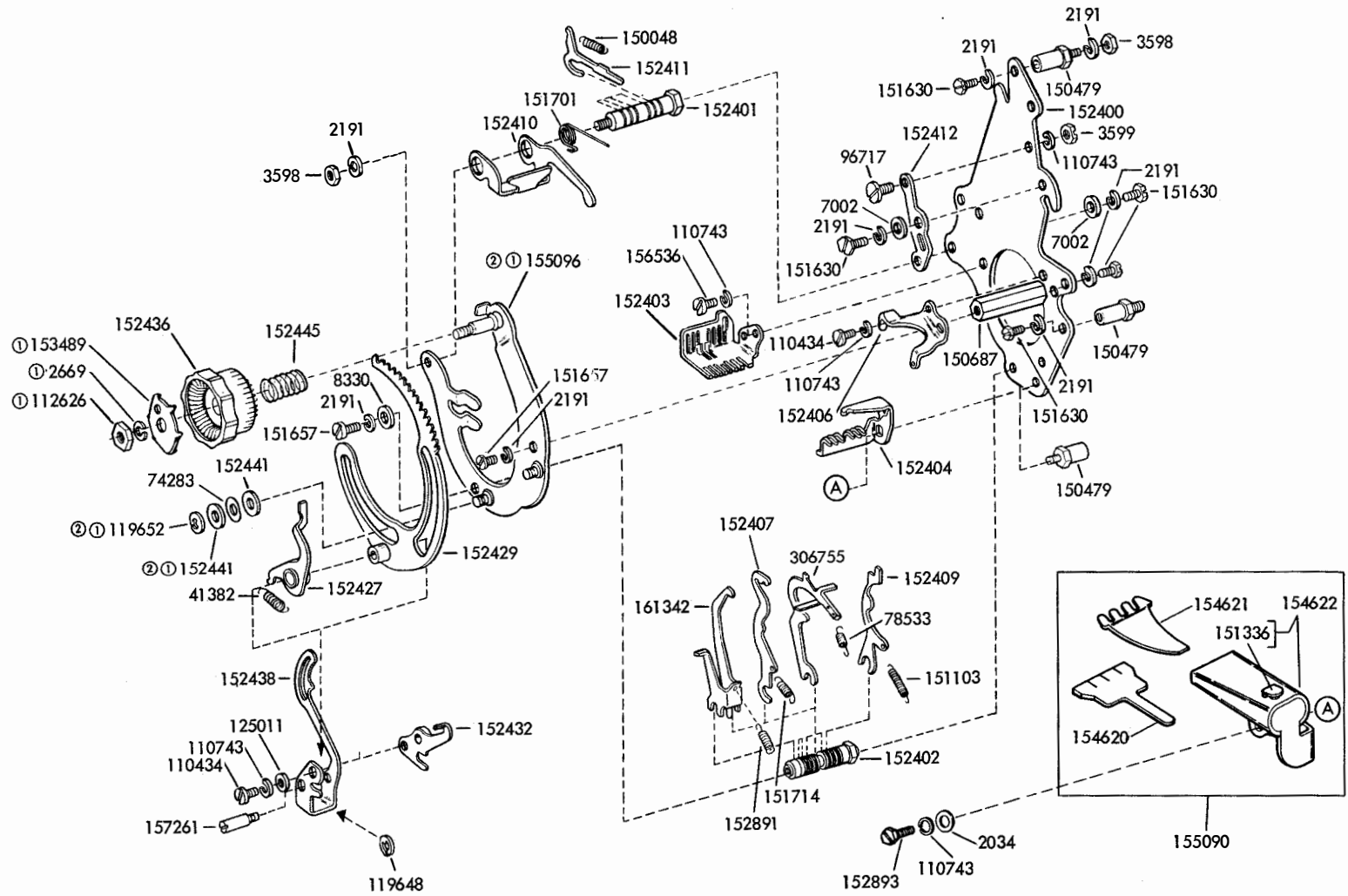
FIGURE 37. CODE BAR POSITIONING MECHANISM (8 LEVEL)



Early Design Parts

FIGURE 38. CODE BAR POSITIONING MECHANISM

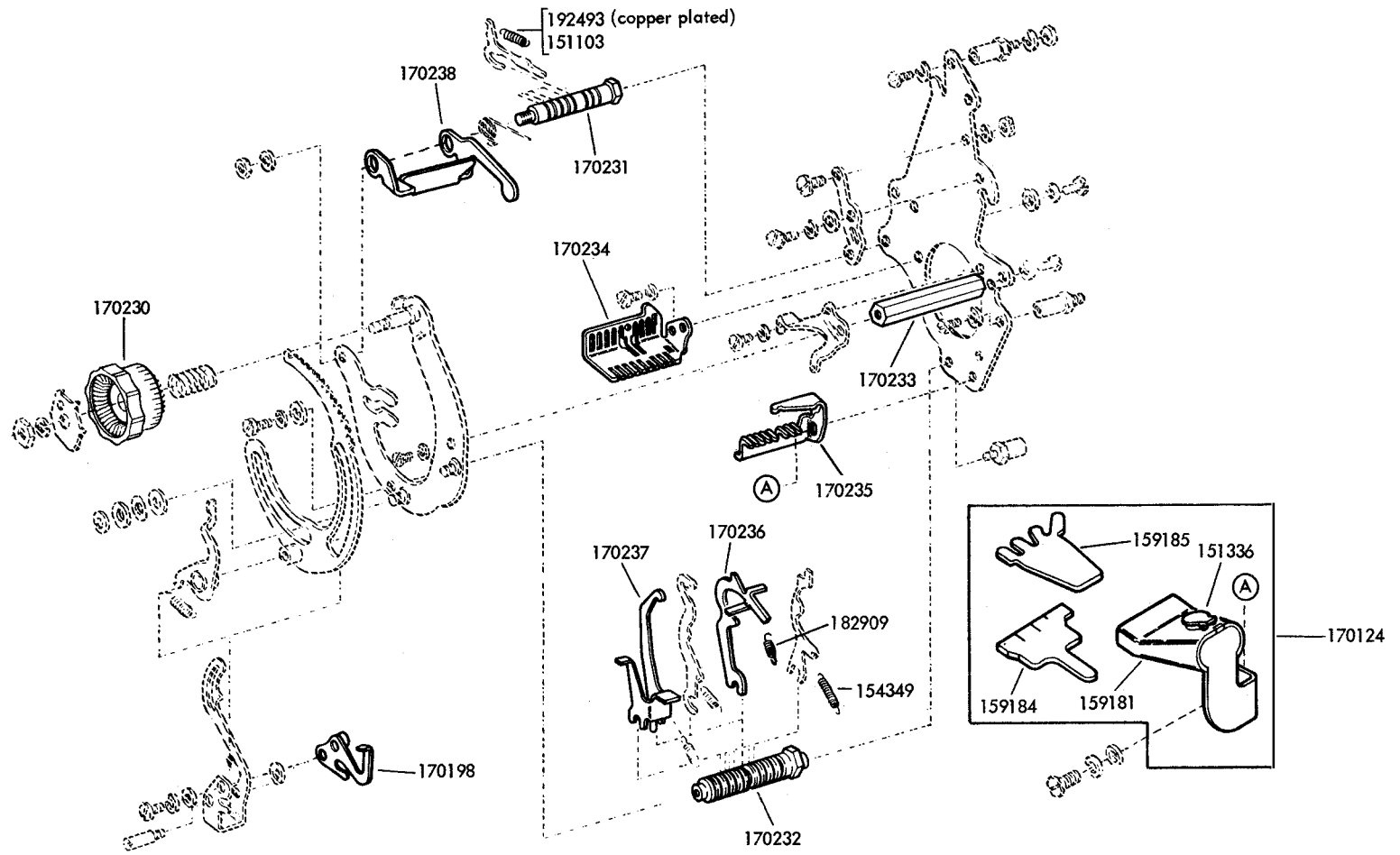
FIGURE 39. SELECTOR MECHANISM

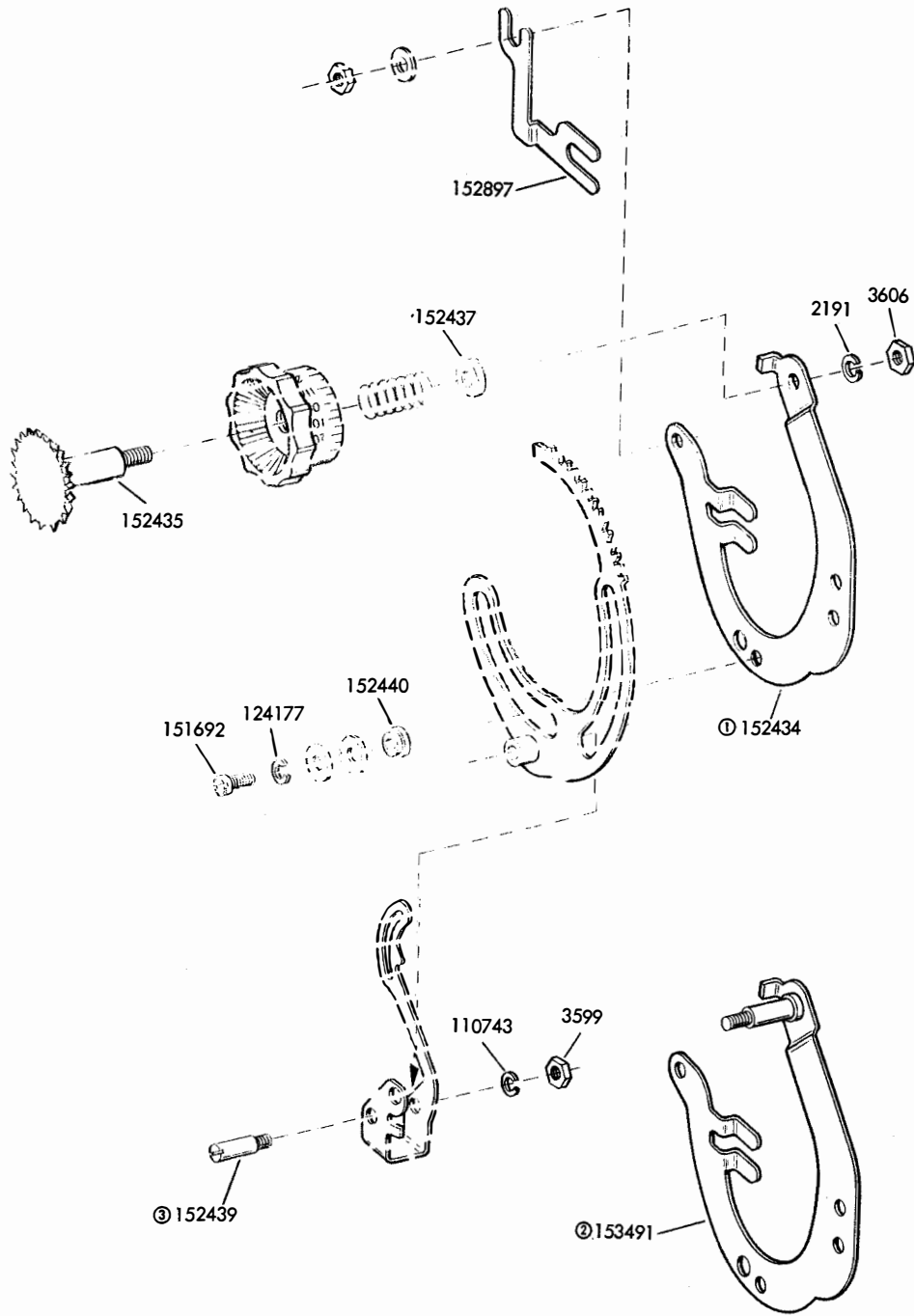


- ① 153904 Modification Kit (5843S)
- ② 154723 Modification Kit (5843S)

For Early Design, see Figure 41

FIGURE 40. SELECTOR MECHANISM (8 LEVEL)





Early Design Parts

- ① See note 16 on page 115
- ② See note 17 on page 115
- ③ See note 18 on page 115

FIGURE 41. SELECTOR KNOB MECHANISM

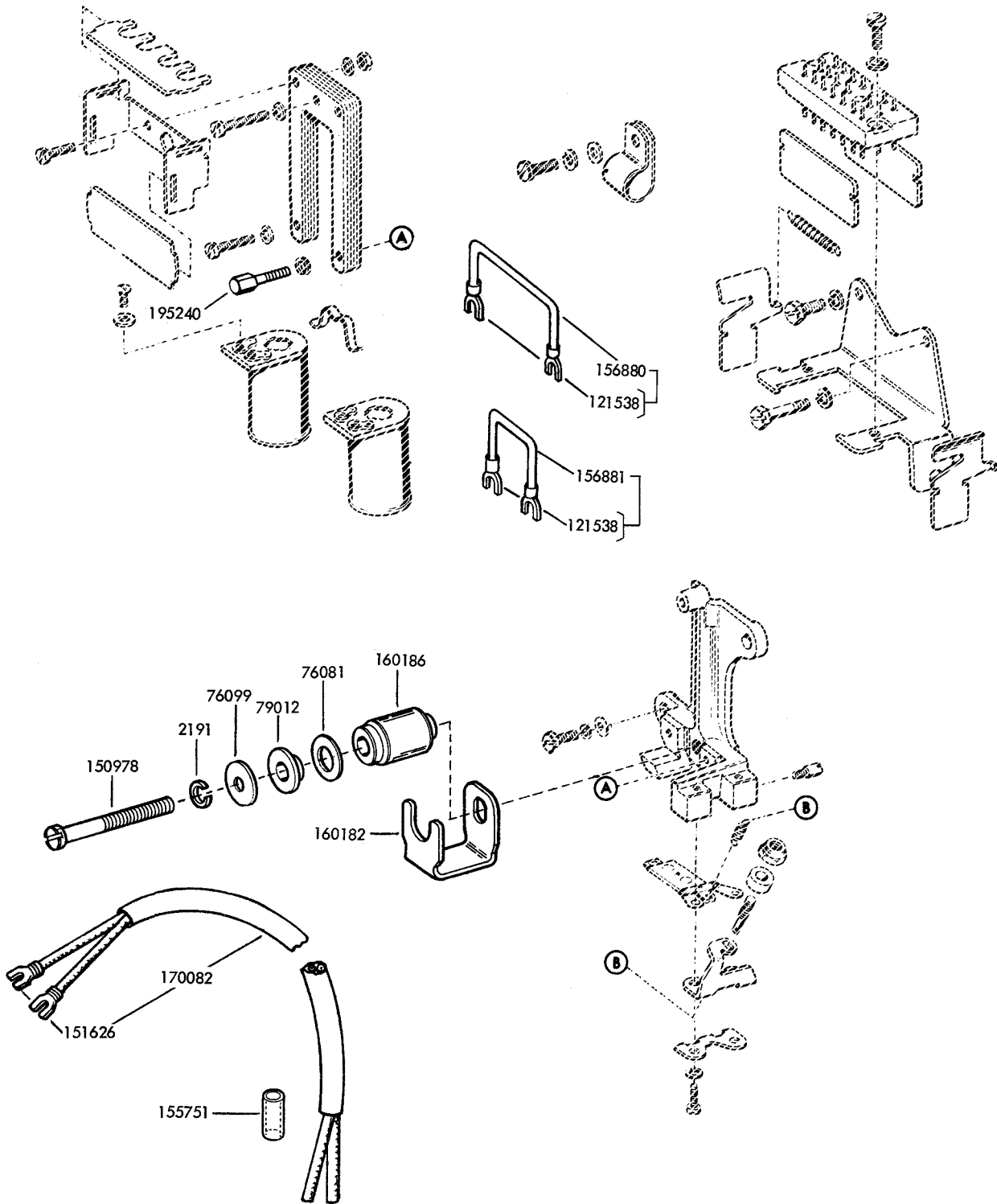
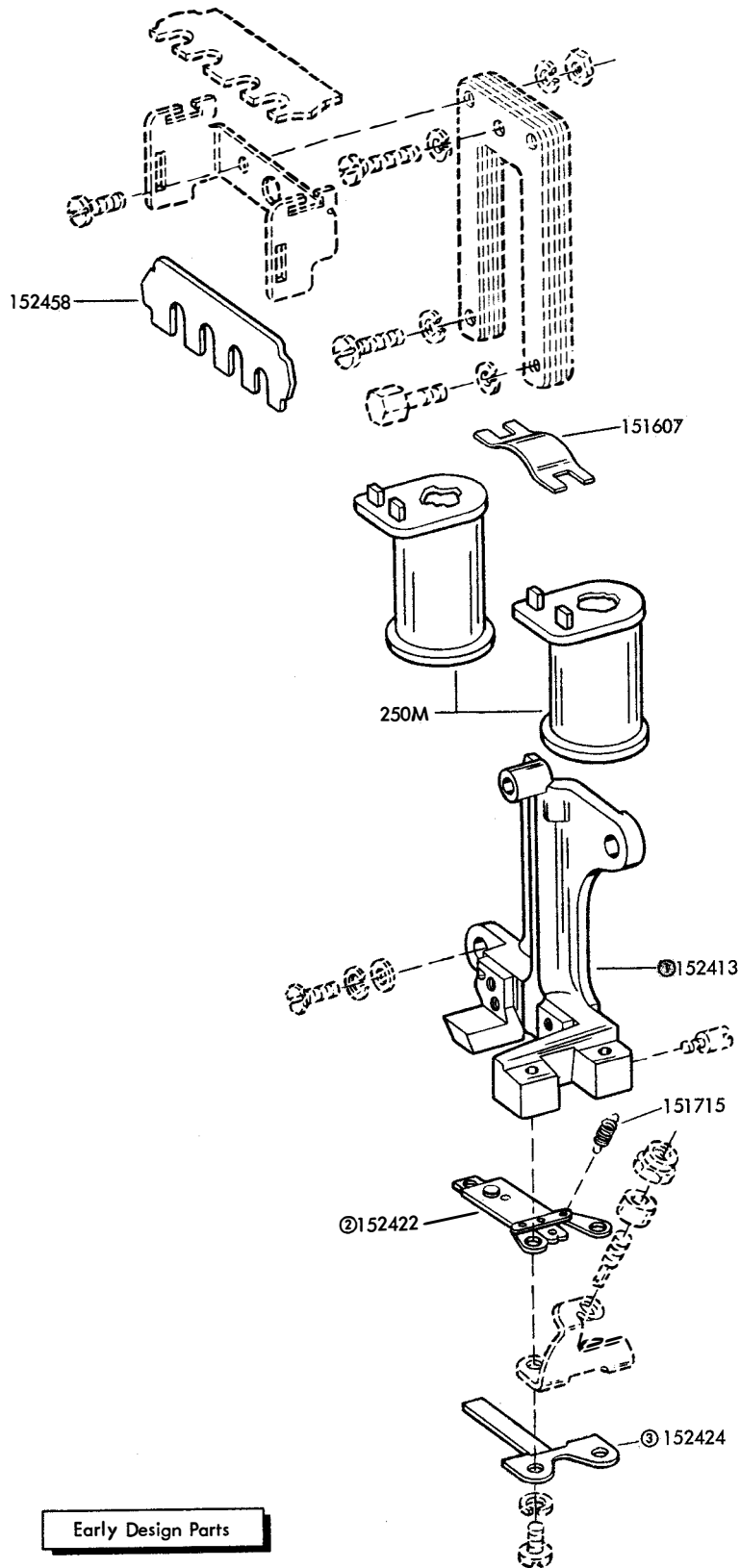


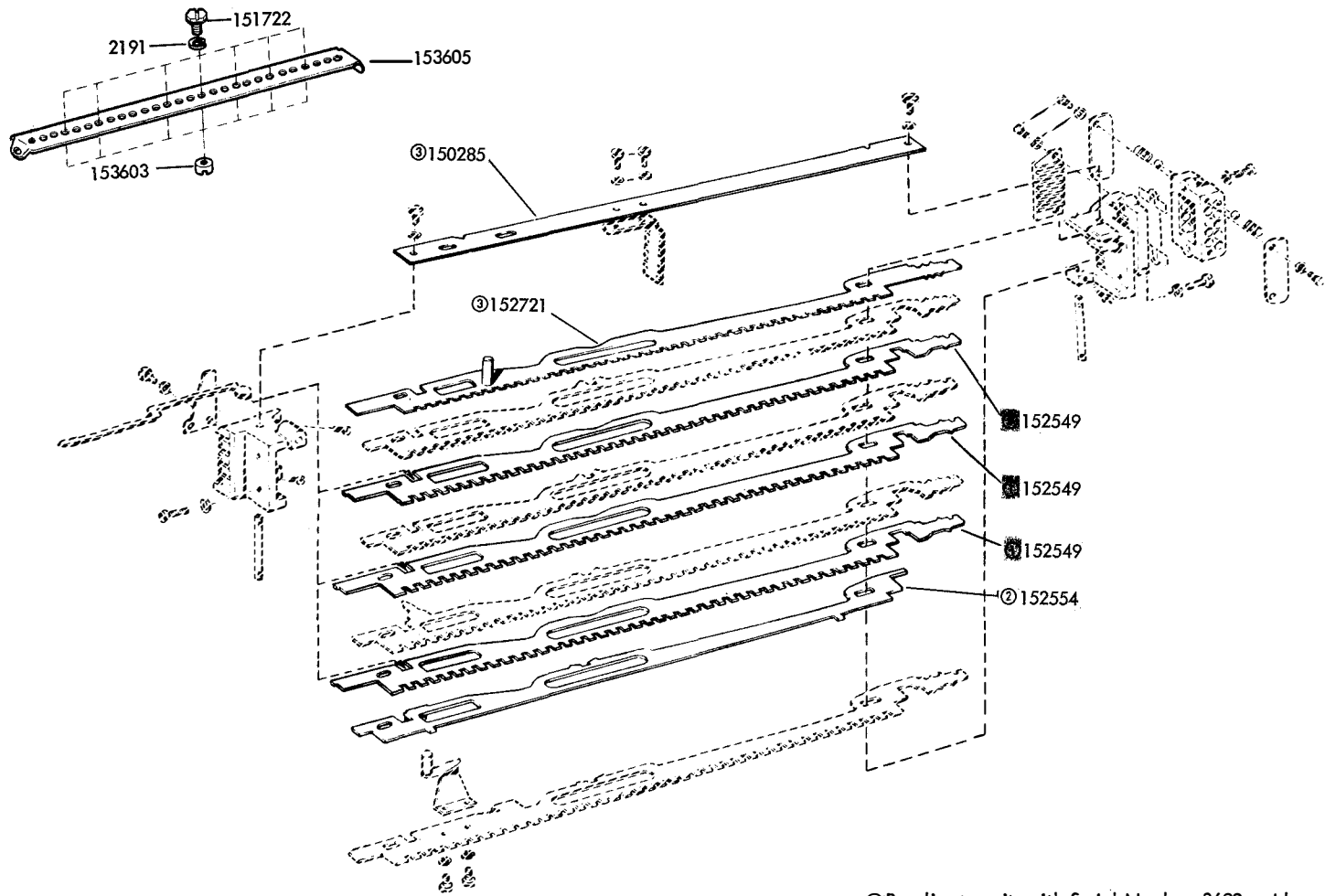
FIGURE 43. SELECTOR MAGNET MECHANISM (8 LEVEL)



- ① See note 20 on page 115
- ② See note 21 on page 115
- ③ See note 22 on page 115

FIGURE 44. SELECTOR MAGNET MECHANISM

FIGURE 48. CODE BAR MECHANISM



- ① Peculiar to units with Serial Numbers 8699 and lower
- ② See note 23 on page 115
- ③ See note 24 on page 115

Early Design Parts

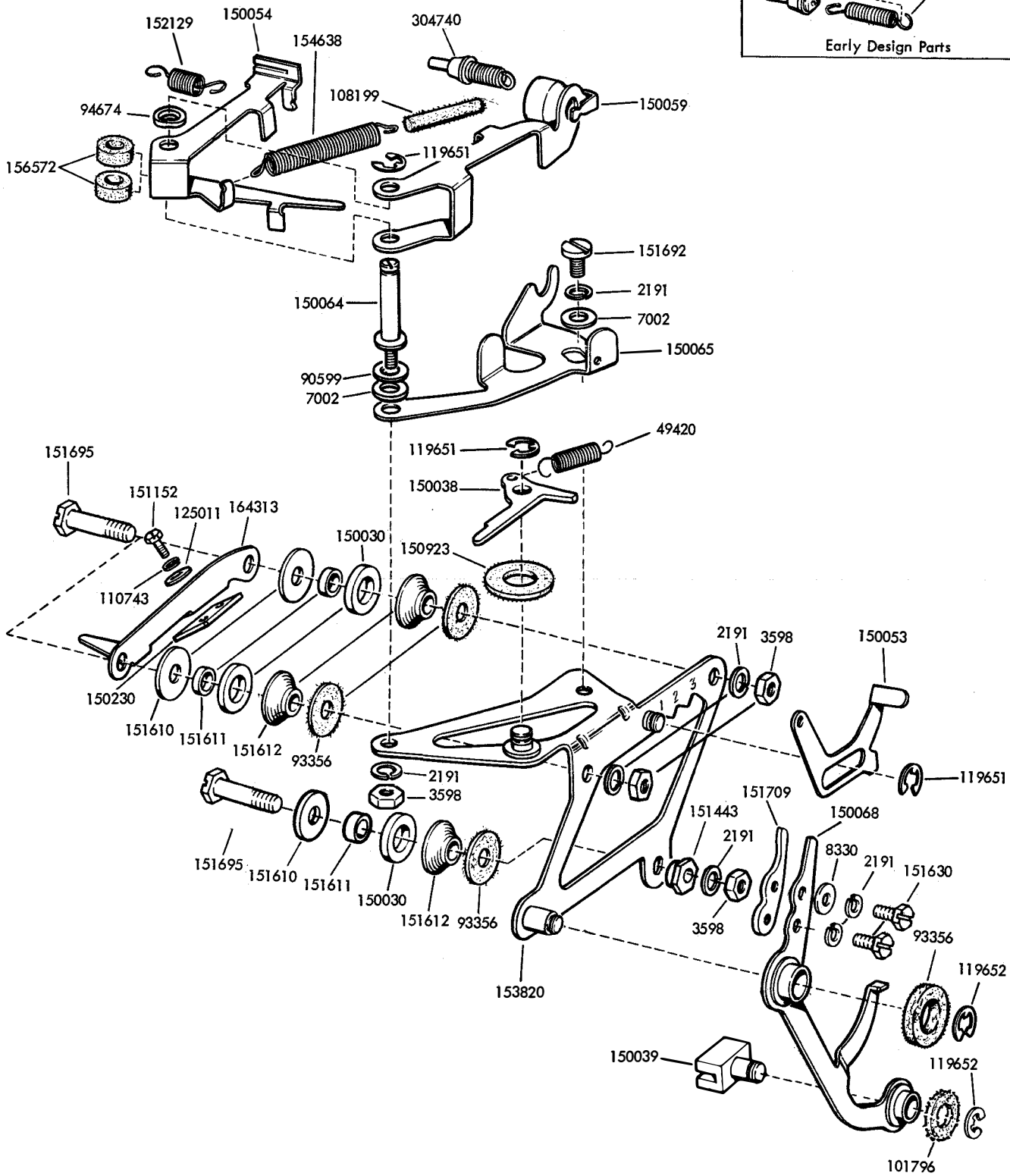
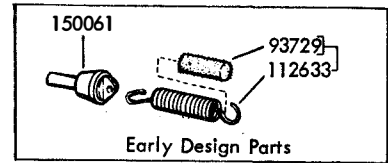
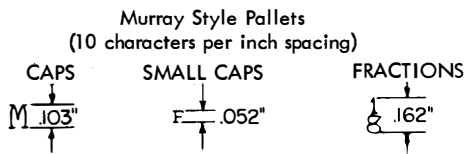
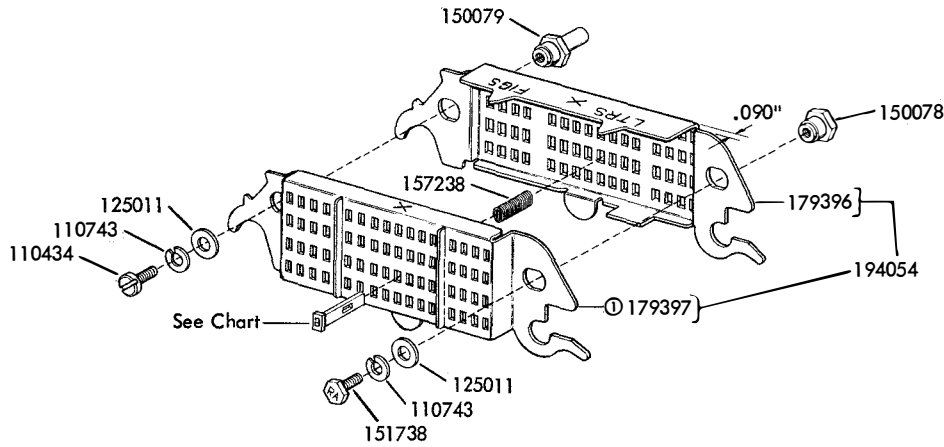


FIGURE 49. 150036 PRINTING CARRIAGE ASSEMBLY



Note: Part number of 151738 Identification Screw to include two letter suffix of type box arrangement.

MURRAY STYLE PALLETS													
PALLET	NUMBER	PALLET	NUMBER	PALLET	NUMBER	PALLET	NUMBER	PALLET	NUMBER	PALLET	NUMBER	PALLET	NUMBER
A	157600	F	157605	K	157610	P	157615	U	157620	Z	157625	5	157630
B	157601	G	157606	L	157611	Q	157616	V	157621	1	157626	6	157631
C	157602	H	157607	M	157612	R	157617	W	157622	2	157627	7	157632
D	157603	I	157608	N	157613	S	157618	X	157623	3	157628	8	157633
E	157604	J	157609	O	157614	T	157619	Y	157624	4	157629	9	157634

The above pallets are common to all Murray Style Arrangements

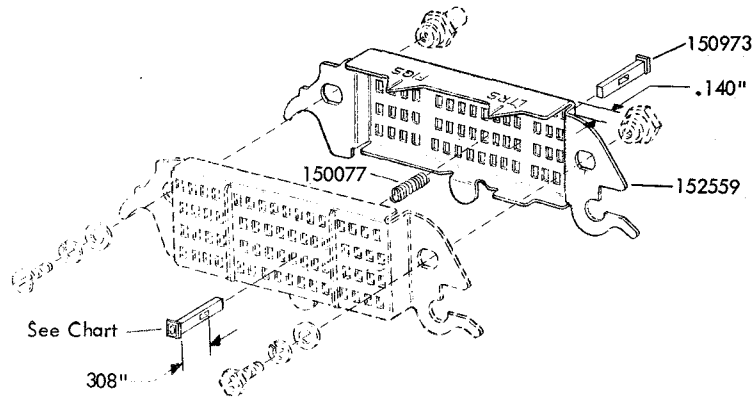
ADDITIONAL MURRAY STYLE PALLETS													
PALLET	NUMBER	PALLET	NUMBER	PALLET	NUMBER	PALLET	NUMBER	PALLET	NUMBER	PALLET	NUMBER	PALLET	NUMBER
CS	155880	H	155868	n	157785	z	157788	¢	157658	≡	155870	⊞	157721
c	157780	J	157796	OZ	155879	¡	157805	@	157726	■	155873	⊞	157722
DZ	157801	j	157783	∅	157725	/16	155874	△	157807	◀	155877		157727
É	155869	K	157797	§	157794	/32	155875	○	157728	▶	155878	-	157642
EA	157799	k	157784	s	157786	...	155876	±	157806	~	155871		
F	157795	L	157803	t	157787	-	157804	=	157678	^	155872		
f	157781	Ñ	157716	YD	157800	%	157660	x	157715	⊞	157719		
g	157782	n	157798	Yd	157802	£	157650	∞	157661	□	157720		

Ⓛ See note 25 on page 115

See Figures 52, 53 and 54 for pallet arrangements

For Early Design, see Figure 51

FIGURE 50. TYPE BOX AND PALLETS



MURRAY STYLE PALLETS

PALLET NUMBER	PALLET NUMBER	PALLET NUMBER	PALLET NUMBER
A 150100	X 150123	! 150146	↘ 151947
B 150101	Y 150124	& 150147	↙ 151948
C 150102	Z 150125	; 150148	+ 151949
D 150103	1 150126	/ 150149	○ 151950
E 150104	2 150127	▼ 150150	⊖ 151951
F 150105	3 150128	1 150151	⊕ 151952
G 150106	4 150129	4 150152	⊗ 151953
H 150107	5 150130	3 150153	x 154536
I 150108	6 150131	2 150154	ñ 154537
J 150109	7 150132	5 150155	∩ 154538
K 150110	8 150133	3 150156	Δ 154539
L 150111	9 150134	7 150157	⊕ 154540
M 150112	- 150143	† 150158	□ 154541
N 150113	. 150135	# 150159	⊞ 154542
O 150114	, 150136	% 150160	⊠ 154543
P 150115	" 150137	∞ 150161	∧ 154544
Q 150116	(150138	* 150162	∨ 154545
R 150117	? 150139	← 151941	∩ 154546
S 150118	∅ 150140	→ 151942	@ 154547
T 150119) 150141	↓ 151943	∥ 154548
U 150120	≠ 150142	↑ 151944	° 154549
V 150121	\$ 150144	↖ 151945	BLANK 150973
W 150122	: 150145	↗ 151946	

See note 26 on page 115

Early Design Parts

FIGURE 51. TYPE BOX AND PALLETS

GOTHIC STYLE PALLETS ① (12-TO-INCH SPACING)										The Pallets listed below are common to 12-to-inch Gothic Style Arrangements		LARGE GOTHIC STYLE PALLETS ②								The Pallets listed below are common to all large Gothic Style Arrangements				
PALLET	NUMBER	155705 "XD"	155706 "XE"	155707 "XF"	161362 "XR"	161363 "XS"	161364 "XT"	161365 "XU"	162056 "XZ"	179057 "YV"	PALLET	NUMBER	PALLET	NUMBER	154643 "RV"	153518 "WA"	160755 "XM"	160999 "XP"	163295 "YC"	161081 "YG"	164218 "YJ"	164348 "YK"	PALLET	NUMBER
&	155467	X	X		X	X	X		X	X	A	155432	∅	157764	X	X					X		A	157729
\$	155468	X	X	X	X	X	X		X	X	B	155433	,	157766	X	X	X	X	X	X	X		B	157730
%	155470			X					X		C	155434	"	157767	X	X	X	X	X	X	X		C	157731
1	155471		X	X		X	X				D	155435	'	157768	X	X				X	X	X	D	157732
1	155472		X	X		X	X				E	155436	;	157769	X	X				X	X		E	157733
#	155473	X	X		X	X			X	X	F	155437	:	157770	X	X				X	X		F	157734
7	155474		X			X	X				G	155438	-	157771	X	X		X	X	X	X	X	G	157735
8	155475		X			X	X				H	155439	?	157773	X	X				X	X		H	157736
1	155476		X			X	X				I	155440	(157774	X	X				X	X		I	157737
3	155477		X			X	X				J	155441)	157775	X	X				X	X		J	157738
3	155478		X			X	X				K	155442	!	157776	X	X				X	X		K	157739
+	155479							X			L	155443	#	157779		X	X	X		X	X	X	L	157740
∅	155483									X	M	155444	1	157823			X	X					M	157741
"		M	M	M	M	M	M		M	M	N	155445	1	157824			X	X					N	157742
'		M			M	M			M	M	O	155446	3	157825			X	X					O	157743
;		M		M	M				M	M	P	155447	8	157826			X	X					P	157744
:		M		M	M				M	M	Q	155448	1	157827			X	X					Q	157745
?		M		M	M				M	M	R	155449	3	157828			X	X					R	157746
)		M			M				M	M	S	155450	4	157829			X	X					S	157747
(M		M	M				M	M	T	155451	8	163308					X			X	T	157748
!					M					M	U	155452	1	163309					X			X	U	157749
,		M	M	M	M		M		M	M	V	155453	4	163310					X			X	V	157750
←	161366							X			W	155454	3	163311					X			X	W	157751
→	161367							X			X	155455	8	163312					X			X	X	157752
↓	161368							X			Y	155456	1	163313					X			X	Y	157753
↑	161369							X			Z	155457	3	163314					X			X	Z	157754
↖	161370							X			1	155458	8										1	157755
↗	161371							X			2	155459	1										2	157756
↘	161372							X			3	155460	3										3	157757
↙	161373							X			4	155461	4										4	157758
○	161374							X			5	155462	5										5	157759
⊖	161375							X			6	155463	8										6	157760
⊕	161376							X			7	155464	1										7	157761
⊗	161377							X			8	155465	4										8	157762
											9	155466	8										9	157763
											/	155469	1										.	157765
											.	157636	2										/	157772
											-	157642	8										&	157778

M = Murray Typepallet

① Used with 154792 Modification Kit (see Figure 97)

② Used with 154755, 159395 or 163292 Modification Kit (see Figures 94, 95 and 96)

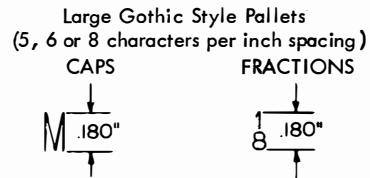
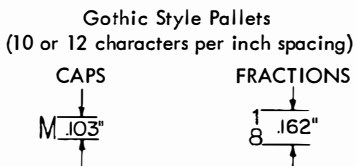
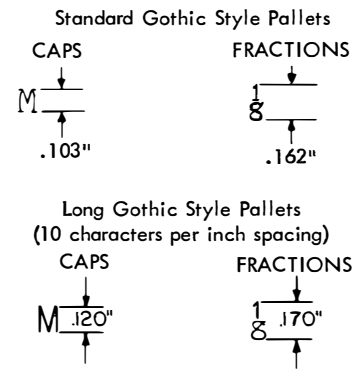


FIGURE 53. TYPEPALLET CHARTS

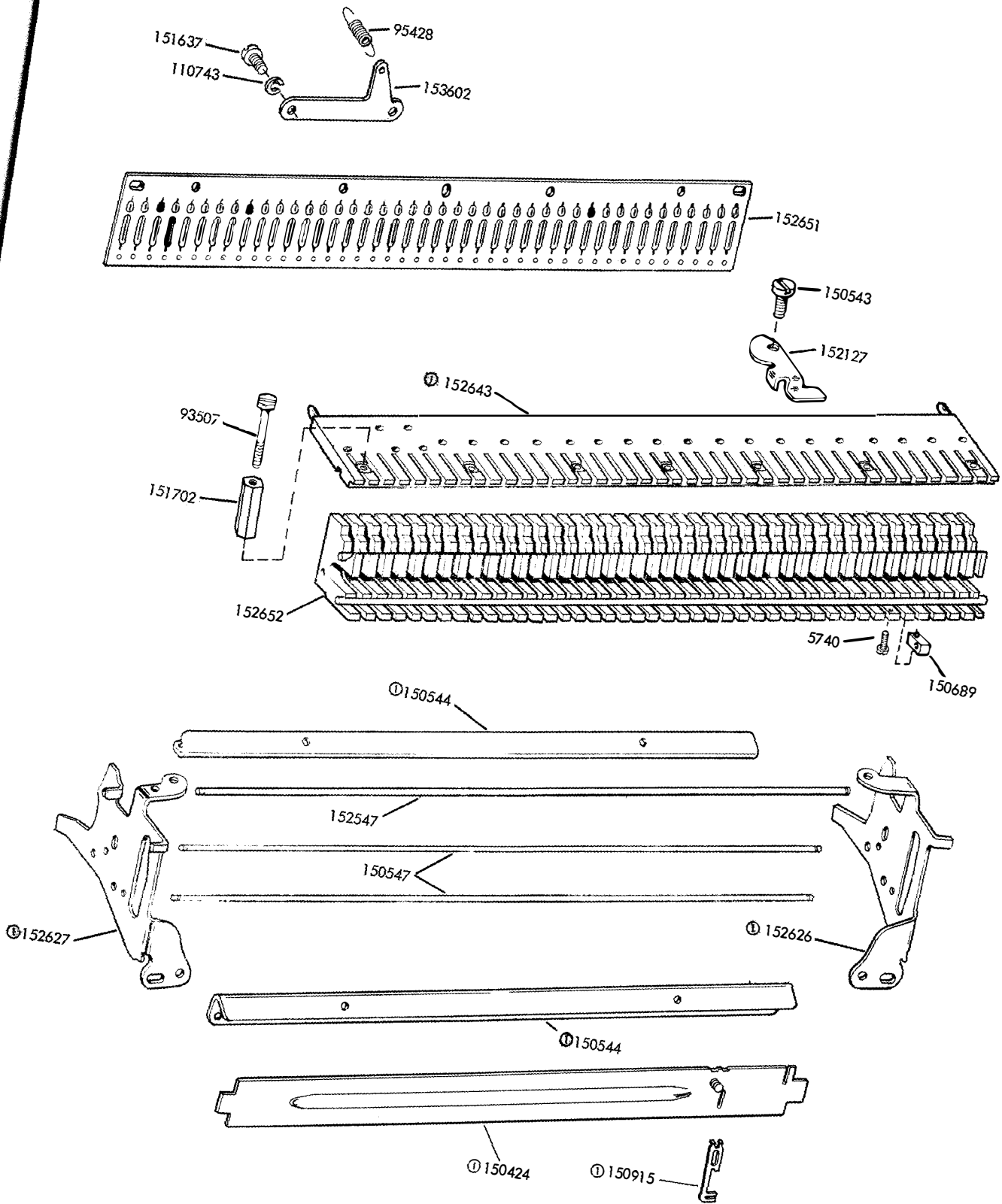
LONG GOTHIC STYLE PALLETS							The Pallets listed below are common to all long Gothic Style Arrangements
PALLET	NUMBER	"WP"	"XH"	"YA"	"AC"	"AD"	
		155693	155709	162058	194026	194027	
:	155654	X	X			X	
(155657	X	X			X	
)	155658	X	X			X	
	155660	X					
o	155661	X					
o	155662	X					
→	155663	X					
*	155664	X					
∞	155665	X					
\$	155667		X	X			
?	155668		X			X	
!	155669		X				
;	155670		X				
,	155671		X			X	
.	155672		X	X	X	X	X
"	155673		X	X	X		
7	155885			X			
5	155886			X			
1	155887			X			
3	155888			X			
1	155889			X			
3	155890			X			
1	155891			X			
-	155655	X	X	X		X	X
Δ	155884				X		
∅	155895						X
±	194018			X	X		
+	194019			X		X	X
→	194020					X	M
=	194021					X	
↖	194035			X	X		M
↑	194036			X	X		M
↓	194037			X			M
↙	194038					X	M
←	194039					X	M
⊙	195486						X
⊕	195487						X
⊖	195488						X
↗ ↘ ○							M
☒ ☐ ☐ ☒							M

STANDARD GOTHIC STYLE PALLETS					The Pallets listed below are common to all standard Gothic Style Arrangements
PALLET	NUMBER	"YU"	"AB"	"AF"	
		178852	193803	195009	
.		M	M	M	M
,		M	M		M
"		M		M	M
,		M	M	M	M
;		M			
:		M	M		M
-		M	M	M	M
/		M	M	M	M
?		M	M		M
)		M	M	M	
(M	M	M	M
!		M			M
\$		M		M	M
&		M			M
+			M		M
#		M		M	M
=			M		
☒			M		
☐			M		
☐			M		
☒			M		



M = Murray Typepallet

FIGURE 54. TYPEPALLET CHARTS



① Early Design

FIGURE 55. STUNT BOX - MAJOR COMPONENTS

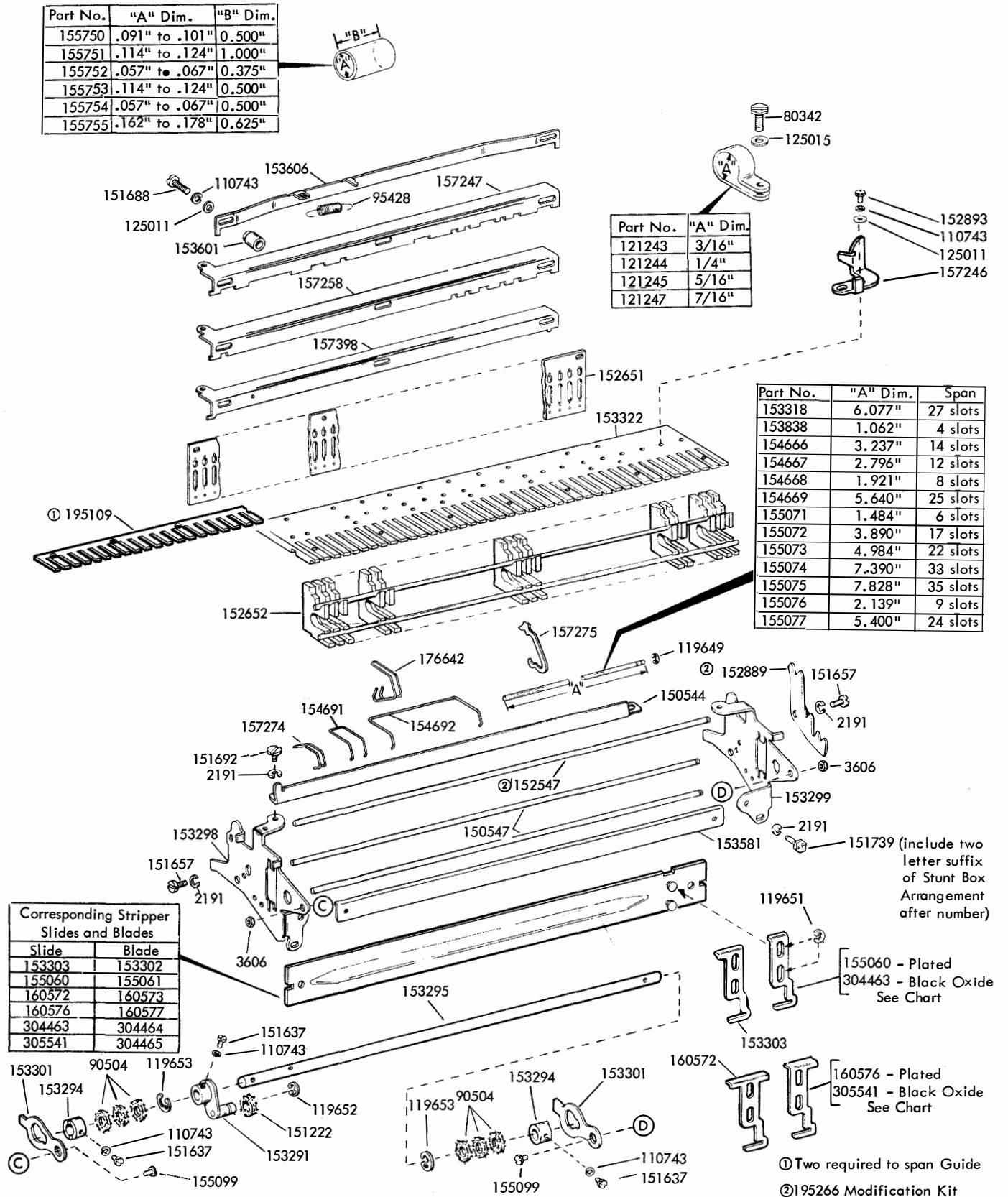
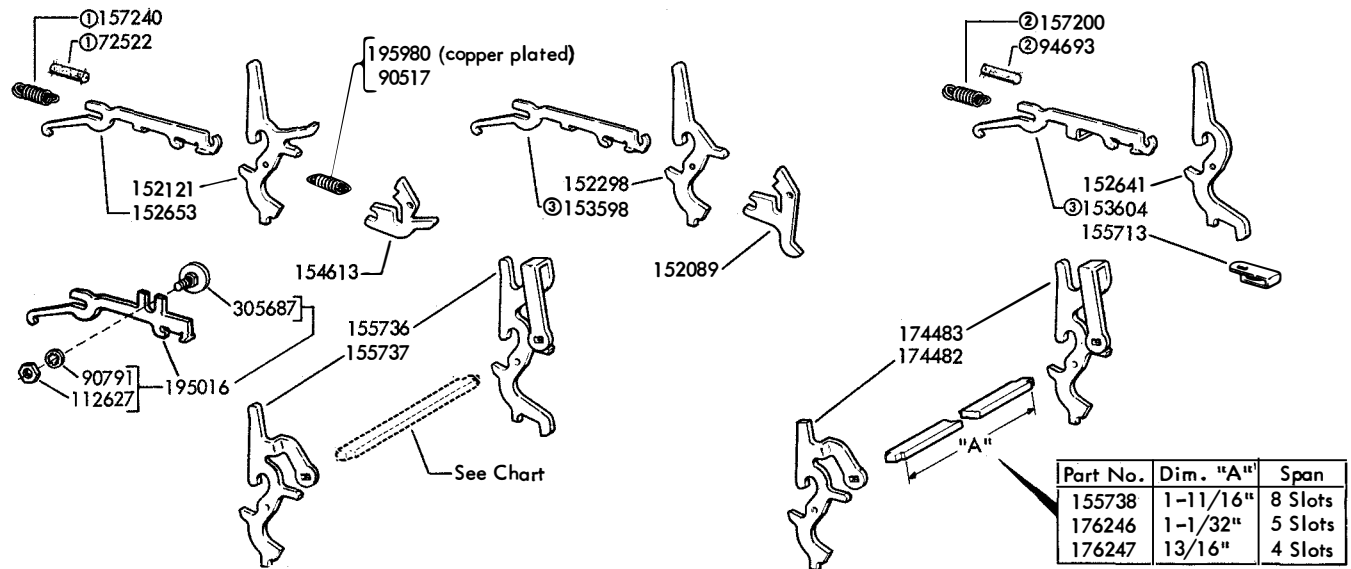


FIGURE 56. STUNT BCX - MAJOR COMPONENTS

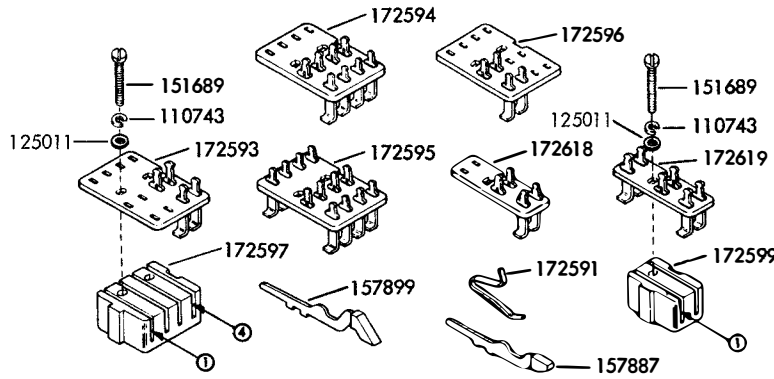


 152642	 152660				 145301 161649		
 110743 3599 173141	 152357						

① Used on units equipped with One-Stop and Three-Stop Clutches
 ② Used on units equipped with Two-Stop Clutches

③ Not used with Early Design 195109 Stop Plate. Early and Late Design Stop Plates may be identified by their widths. (Early Design width 15/32" - Late Design width 17/32")

FIGURE 58. FUNCTION LEVERS



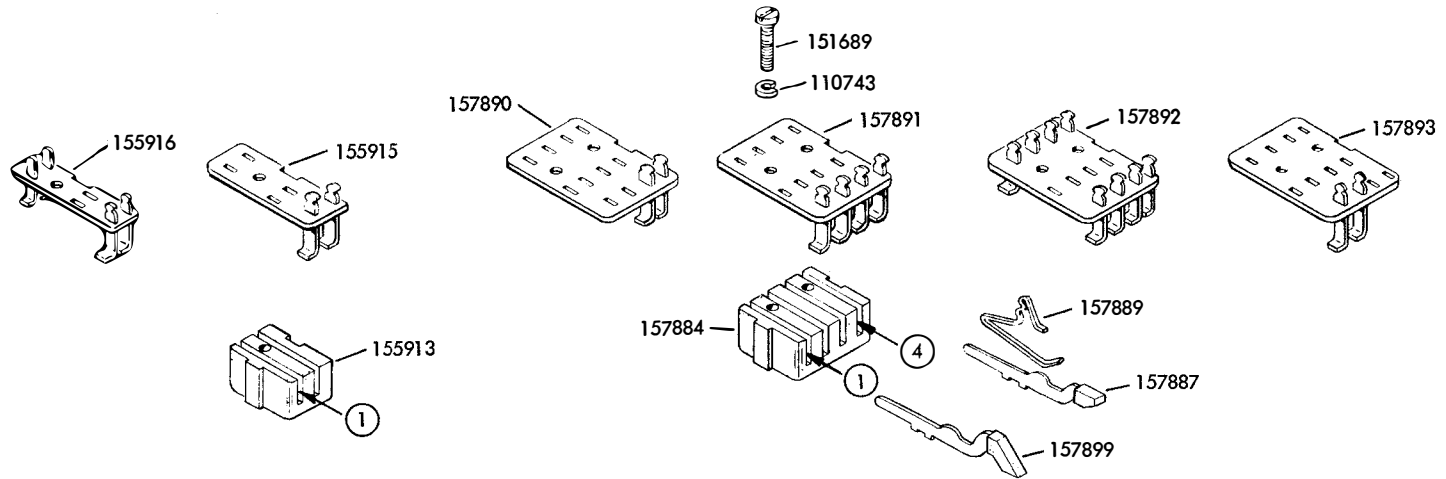
SWITCH ASSEMBLY NO.	CONTACT PLATE NO.	CONTACT ARM POSITION			
		1	2	3	4
172500	172593			157887	157887
172501	172593			157887	
172502	172593				157887
172503	172594	157887	157899	157899	157887
172504	172594	157887			
172505	172594	157899			157899
172506	172594		157887		
172507	172594	157899			
172508	172594	157887	157899		
172509	172594	157899		157899	
172510	172594	157899		157899	157887
172511	172594	157899	157899	157899	157899
172512	172594	157887	157887	157899	
172513	172593			157899	
172514	172594	157887	157887	157887	157887
172515	172594	157887	157887	157887	
172516	172594		157887		157887
172517	172594	157899	157887	157899	157887
172518	172594		157887	157899	157887
172519	172594	157899		157887	
172520	172594	157899		157887	157899
172521	172593			157899	
172522	172594	157887	157899		157887
172523	172594	157899	157887	157887	157899
172524	172594	157887			157887
172525	172595	157887	157887	157887	157887
172526	172596		157887		
172527	172595			157887	
172528	172595	157887		157887	
172529	172595			157887	157887
172530	172595	157887	157887	157887	
172531	172595	157887		157887	157887
172532	172595	157887			
172533	172595	157887	157887		
172534	172594		157899	157887	
172535	172594			157899	157887
172536	172594	157899	157887	157899	
172538	172595		157887	157887	157887
172539	172595		157887		157887
172540	172594		157899	157887	157887
172541	172594	157899	157887	157887	157887
172542	172594	157887	157899	157887	157887
172543	172594	157899		157887	
172544	172595		157899		157887
172545	172595	157899		157899	
172546	172595	157899		157887	
172547	172595	157887	157899	157887	
172548	172596		157899		
172549	172595				157887
172550	172595	157899			157899
172551	172594		157887	157887	157887
172552	172594	157899		157887	157887
172553	172595		157887	157899	
172554	172594		157899		157899
172555	172595	157899	157887	157899	157899
172556	172595	157887	157887		157887
172557	172594	157887		157887	157887
172558	172595		157899		
172559	172594	157899	157887		
172560	172595	157899	157899	157887	157887
172561	172594		157887	157899	

SWITCH ASSEMBLY NO.	CONTACT PLATE NO.	CONTACT ARM POSITION			
		1	2	3	4
172562	172594			157899	
172563	172594	157887	157899	157887	157899
172564	172594	157899	157887		157899
172565	172595	157899	157887		
172566	172595		157899		
172567	172595		157887		157899
172568	172595	157887			157887
172569	172595		157887	157887	
172570	172595		157887		
172571	172594	157887	157887		157887
172572	172593			157899	157899
172573	172595	157899	157899	157899	157887
172574	172595	157899	157899	157899	157887
172575	172595	157899	157899		
172576	172595	157899	157899	157899	157899
172577	172595	157899	157899	157899	
172578	172595		157899	157899	
172579	172595		157899	157887	
172580	172595	157899		157899	157899
172581	172595		157899		157899
172582	172595	157887	157899	157899	
172583	172595			157887	157899
172584	172595		157899	157899	157899
172585	172595	157887	157887		157899
172586	172595			157899	157899
172587	172595			157899	
172588	172595	157887		157899	
172589	172595				157899
172590	172595	⓪	⓪	⓪	⓪
172600	172618	157887			
172601	172618		157887		
172602	172618	157887	157887		
172603	172619	157887			
172604	172619		157887		
172605	172619	157887	157887		
172606	172618	157899	157899		
172607	172618	157899	157899		
172608	172619	157899			

⓪172591 Contact Arm Spring included in slot
For Early Design, see Figure 60

FIGURE 59. SWITCH ASSEMBLIES AND COMPONENTS

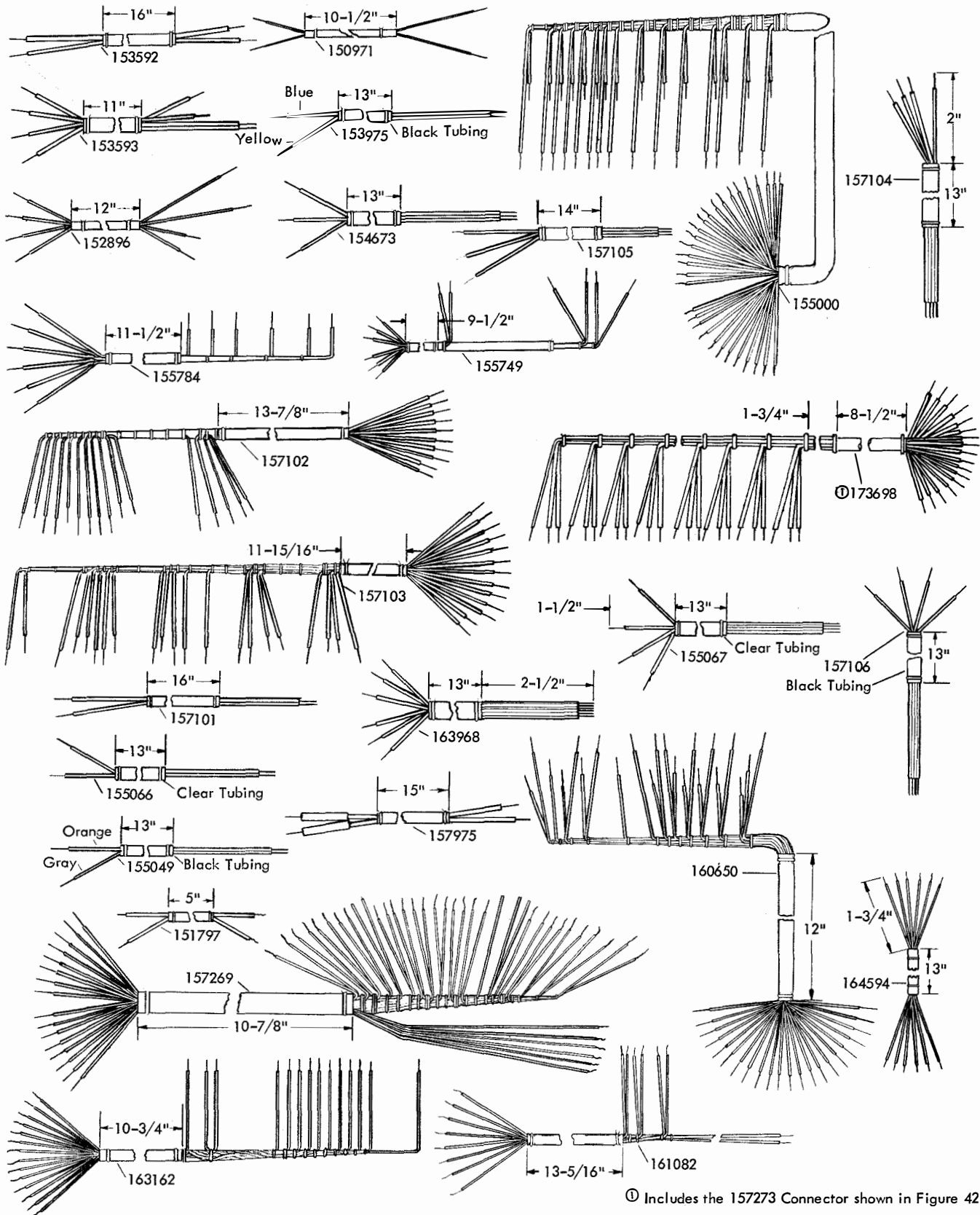
FIGURE 60. SWITCH ASSEMBLIES AND COMPONENTS



SWITCH ASSEMBLY NO.	CONTACT PLATE NO.	CONTACT ARM POSITION			SWITCH ASSEMBLY NO.	CONTACT PLATE NO.	CONTACT ARM POSITION				SWITCH ASSEMBLY NO.	CONTACT PLATE NO.	CONTACT ARM POSITION				
		1	2				1	2	3	4			1	2	3	4	
155917	155915	157887			157070	157890			157887	157887		160192	157892	157887		157887	157887
155918	155915		157887		157071	157890			157887			160193	157892	157887			
155919	155915	157887	157887		157072	157890				157887		160194	157892	157887	157887		
155920	155916	157887			157073	157891	157887	157899	157899	157887		160195	157891		157899	157887	
155921	155916		157887		157074	157891	157887					160196	157891			157899	157887
155922	155916	157887	157887		157075	157891	157899			157899		160197	157891	157899	157887	157899	
155923	155915	157899			157076	157891		157887				160198	157891		157899	157887	157887
155924	155915	157899	157899		157077	157891	157899					160199	157892		157887	157887	157887
155925	155915	157899			157078	157891	157887	157899				160200	157892		157887		157887
					157079	157891	157899		157899			160201	157891	157899	157899	157887	157887
					157080	157891	157899		157899	157887		160202	157891	157899	157887	157887	157887
					157081	157891	157899	157899	157899	157899		160203	157891	157887	157899	157887	157887
					157082	157891	157887	157887	157899			160204	157891	157899	157887		
					157083	157890			157899			160205	157892		157899		157887
					157084	157891	157887	157887	157887	157887		160206	157892	157899		157899	
					157085	157891	157887	157887	157887			160207	157892	157899		157887	
					157086	157891				157887		160208	157892	157887	157899	157887	
					157087	157891	157899	157887	157899	157887		160209	157893		157899		
					157088	157891		157887	157899	157887		160210	157892				157887
					157089	157891	157899			157887		160211	157892	157899			157899
					157090	157891	157899		157887	157899		160212	157891		157887	157887	157887
					157091	157890				157899		160213	157891	157899		157887	157887
					157092	157891	157887	157899		157887		160214	157892		157887	157899	
					157093	157891	157899	157887	157887	157899		160215	157891		157899		157899
					157094	157891	157887			157887		160216	157892	157899	157887	157899	157899
					157095	157892	157887	157887	157887	157887		160217	157892	157887	157887	157887	157887
					157096	157893		157887				160218	157891	157887		157887	157887
					157097	157892			157887			160219	157892	157899	157899	157887	157887
					157098	157892	157887			157887		160220	157891	157899	157887		
					157099	157892			157887	157887							
					157100	157892	157887	157887	157887	157887							


Early Design Parts

See note 27 on page 116



① Includes the 157273 Connector shown in Figure 42

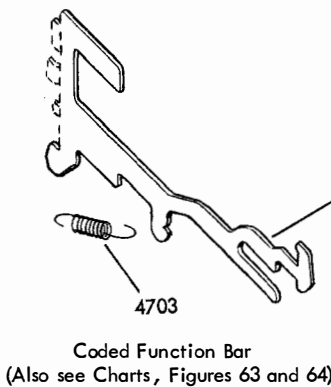
FIGURE 61. CABLE ASSEMBLIES



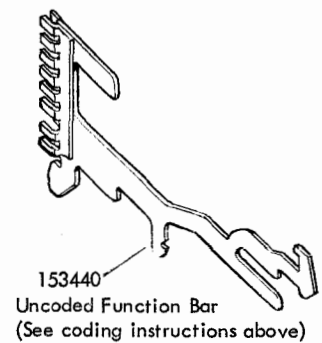
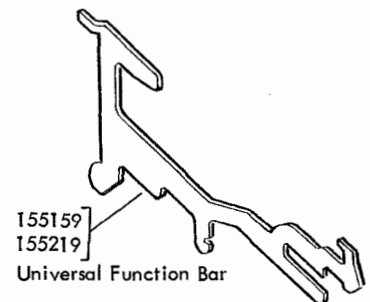
Blank squares indicate the Tines that should be removed to code the 153440 Function Bar.

Additional levels at which the Function Bar can be controlled.

SUPPRESSION TINES	MARKING SPACING	NON-PRINT PRINT	} These terms apply only to Selective Calling.
0 TINES	MARKING SPACING	SELECT NON-SELECT	
SHIFT TINES	MARKING SPACING	UPPER CASE LOWER CASE	



- 152665 — THROUGH — 152704
- 153160 — THROUGH — 153169
- 153409 — THROUGH — 153438
- 153520 — THROUGH — 153528
- 155100 — THROUGH — 155135
- 155141 — THROUGH — 155145
- 155176 — THROUGH — 155180
- 155191 — THROUGH — 155218
- 155246 — THROUGH — 155250
- 155286 — THROUGH — 155290
- 155294 —
- 155296 — THROUGH — 155300
- 155306 — THROUGH — 155307
- 155311 — THROUGH — 155315
- 155326 — THROUGH — 155330
- 155336 — THROUGH — 155340
- 155366 — THROUGH — 155370
- 162636 — THROUGH — 162640



Note: For removing Tines, use 161686 Tine Tool.

FIGURE 62. FUNCTION BARS

FIGURE 63. FUNCTION BAR CONDITION CHART

CONDITION OF TYPING UNIT FOR FUNCTION BAR SELECTION		NO RESTRICTION	UPPER CASE	LOWER CASE	SELECT	NON-SELECT	PRINT	NON-PRINT	CONDITION OF TYPING UNIT FOR FUNCTION BAR SELECTION
CHARACTER OR FUNCTION 153440 UNCODED FUNCTION BAR IS AVAILABLE FOR USE ON ANY CHARACTER OR FUNCTION BY REMOVING TINES	A	152676			155100	153409	155191		A
	B	152677	153526		155101	153410	155192		B
	C	152678	153520		155102	153411	155193		C
	D	152679	153521		155103	153412	155194		D
	E	152680	153166		155104	153413	155195		E
	F	152681	153160	155326	155105	153414	155196	155286	F
	G	152682	153162	155327	155106	153415	155197	155287	G
	H	152683	152673	155328	155107	153416	155198	155288	H
	I	152684	155249	155329	155108	153417	155199	155289	I
	J	152685	152694	155330	155109	153418	155200	155290	J
	K	152686	153529		155110	153419	155201		K
	L	152687	153522		155111	153420	155202		L
	M	152688	152674		155112	153421	155203		M
	N	152689	153523		155113	153422	155204	155294	N
	O	152690	153528		155114	153423	155205		O
	P	152691	155250	155336	155115	153424	155206	155296	P
	Q	152692	153165	155337	155116	153425	155207	155297	Q
	R	152695	153167	155338	155117	153426	155208	155298	R
	S	152696	152672	155339	155118	153427	155209	155299	S
	T	152697	153524	153169	155119	153428	155210	155300	T
	U	152698	155248	155340	155120	153429	155211		U
	V	152699	153164		155121	153430	155212		V
	W	152700	153163		155122	153431	155213		W
	X	152701	153525		155123	153432	155214		X
	Y	152702	153527		155124	153433	155215		Y
	Z	152703	153161		155125	153434	155216	155306	Z
BLANK LETTERS	152669	152693	152675	155312		155217	155307	BLANK LETTERS	
FIGURES	152666			155313		153438		FIGURES	
SPACE	155129			155314	152670			SPACE	
CARRIAGE-RETURN	152667			155128	199519	155127		CARRIAGE-RETURN	
LINE FEED	152668			155315		153435	155130	LINE FEED	
ANY CHARACTER OR FUNCTION	152704	153168		155311	152671			ANY CHARACTER OR FUNCTION	
M & N				155132				M & N	
M & V	199518			155218				M & V	
PULSE #1						162636		PULSE #1	
" #2						162637		" 2	
" #3						162638		" 3	
" #4						162639		" 4	
" #5						162640		" 5	
UNIV.						155159	155219	UNIV.	
POSITION OF FUNCTION BAR TINES	SUPPRESSION LEVEL ZERO LEVEL SHIFT LEVEL		MARKING	SPACING	MARK-ING	SPACING	SPAC-ING	MARKING	SUPPRESSION LEVEL ZERO LEVEL SHIFT LEVEL

FIGURE 64. FUNCTION BAR CONDITION CHART

CONDITION OF TYPING UNIT FOR FUNCTION BAR SELECTION		PRINT NON-SELECT	PRINT UPPER CASE	PRINT SELECT	SELECT LOWER CASE	PRINT LOWER CASE	SELECT UPPER CASE	NON-SELECT LOWER CASE	CONDITION OF TYPING UNIT FOR FUNCTION BAR SELECTION
	A								A
	B								B
	C								C
	D								D
	E								E
	F		155141						F
	G		155135						G
	H		155142		155133				H
	I		155143						I
	J		155131						J
	K		155144						K
	L		155145						L
	M								M
	N								N
	O								O
	P					155176		155366	P
	Q					155177		155367	Q
	R					155178		155368	R
	S		153437			155179		155369	S
	T					155180		155370	T
	U								U
	V								V
	W								W
	X								X
	Y								Y
	Z		155134				155246	155247	Z
	BLANK LETTERS								BLANK LETTERS
	FIGURES								FIGURES
	SPACE								SPACE
	CARRIAGE-RETURN								CARRIAGE-RETURN
	LINE FEED								LINE FEED
	ANY CHARACTER OR FUNCTION	153436		155126					ANY CHARACTER OR FUNCTION
	M & N								M & N
	M & V								M & V
	PULSE #1								PULSE #1
	" 2								" 2
	" 3								" 3
	" 4								" 4
	" 5								" 5
	UNIV.								UNIV.
POSITION OF FUNCTION BAR TINES	SUPPRESSION LEVEL ZERO LEVEL SHIFT LEVEL	SPACING SPACING	SPACING MARKING	SPACING MARKING	MARKING SPACING	SPACING SPACING	MARKING MARKING	SPACING SPACING	SUPPRESSION LEVEL ZERO LEVEL SHIFT LEVEL

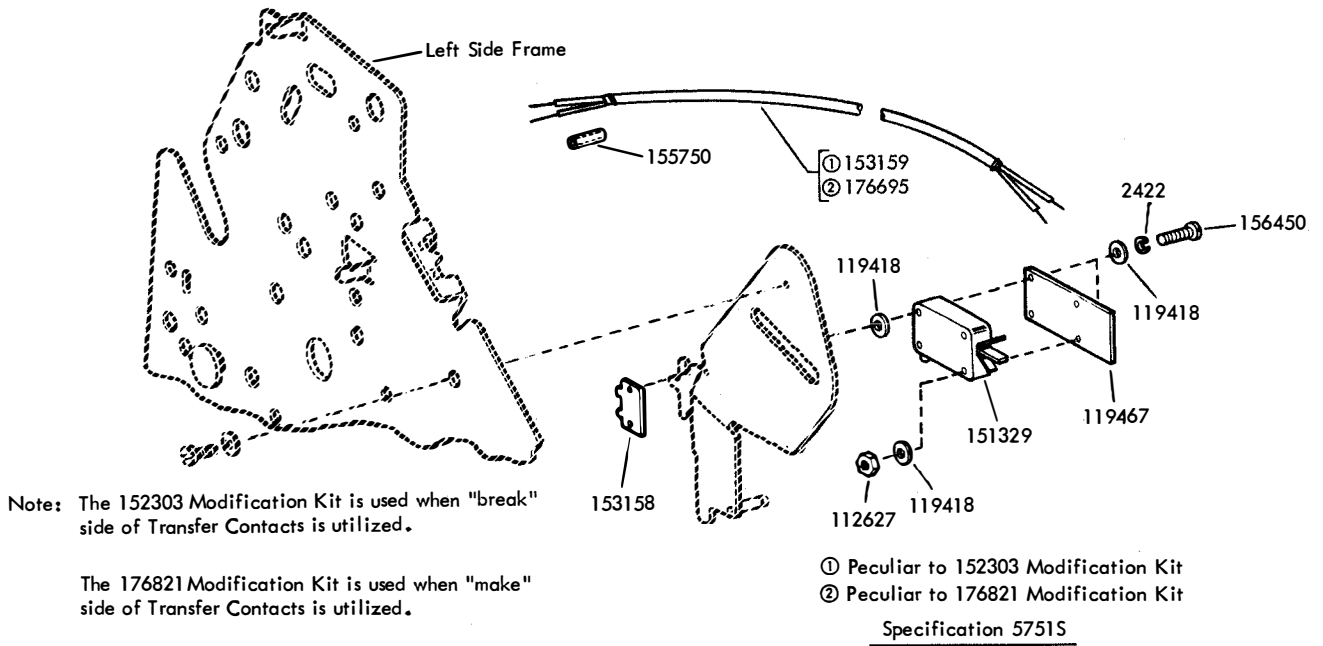


FIGURE 66. 152303 AND 176821 MODIFICATION KITS TO PROVIDE PAGE FEED-CUT TRANSMITTER CONTROL

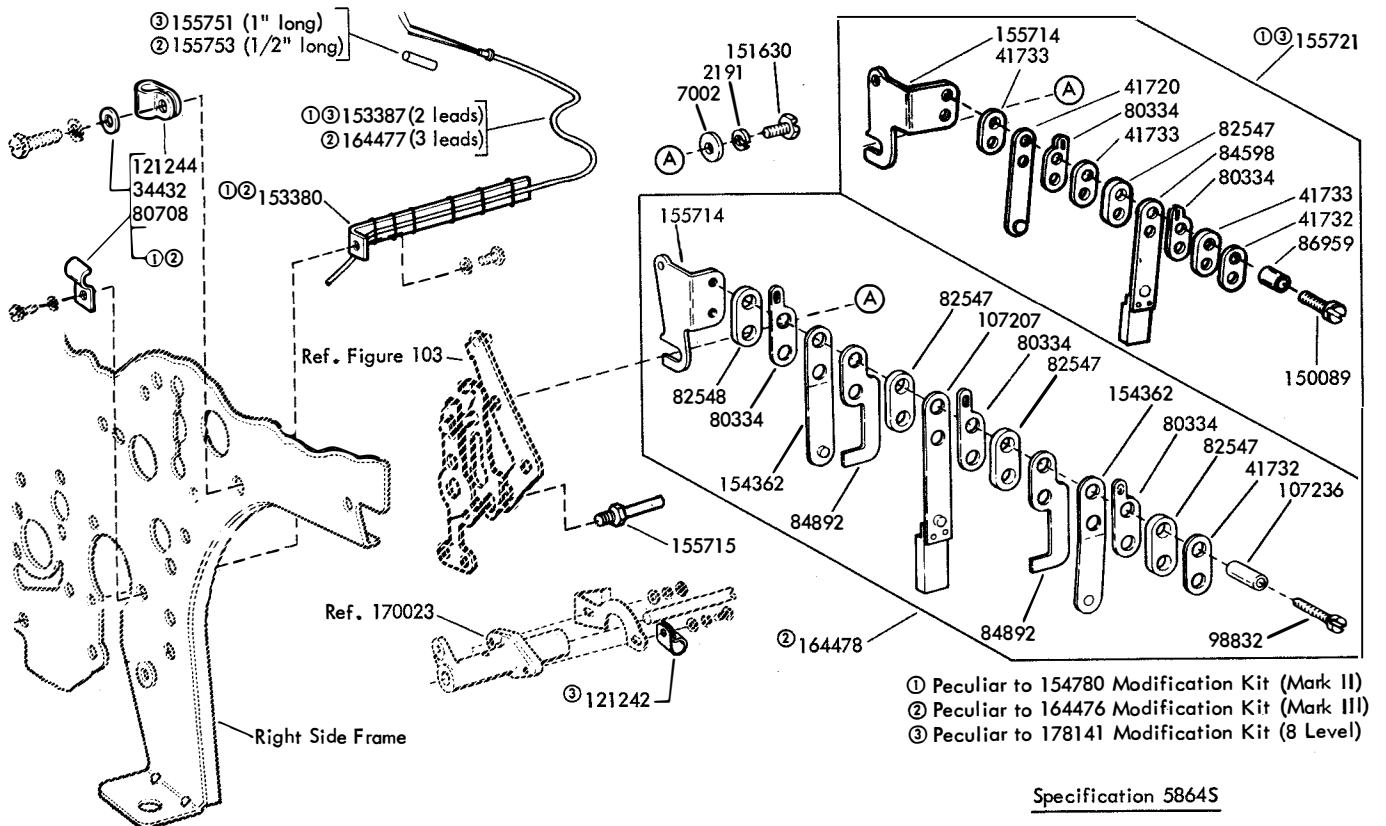
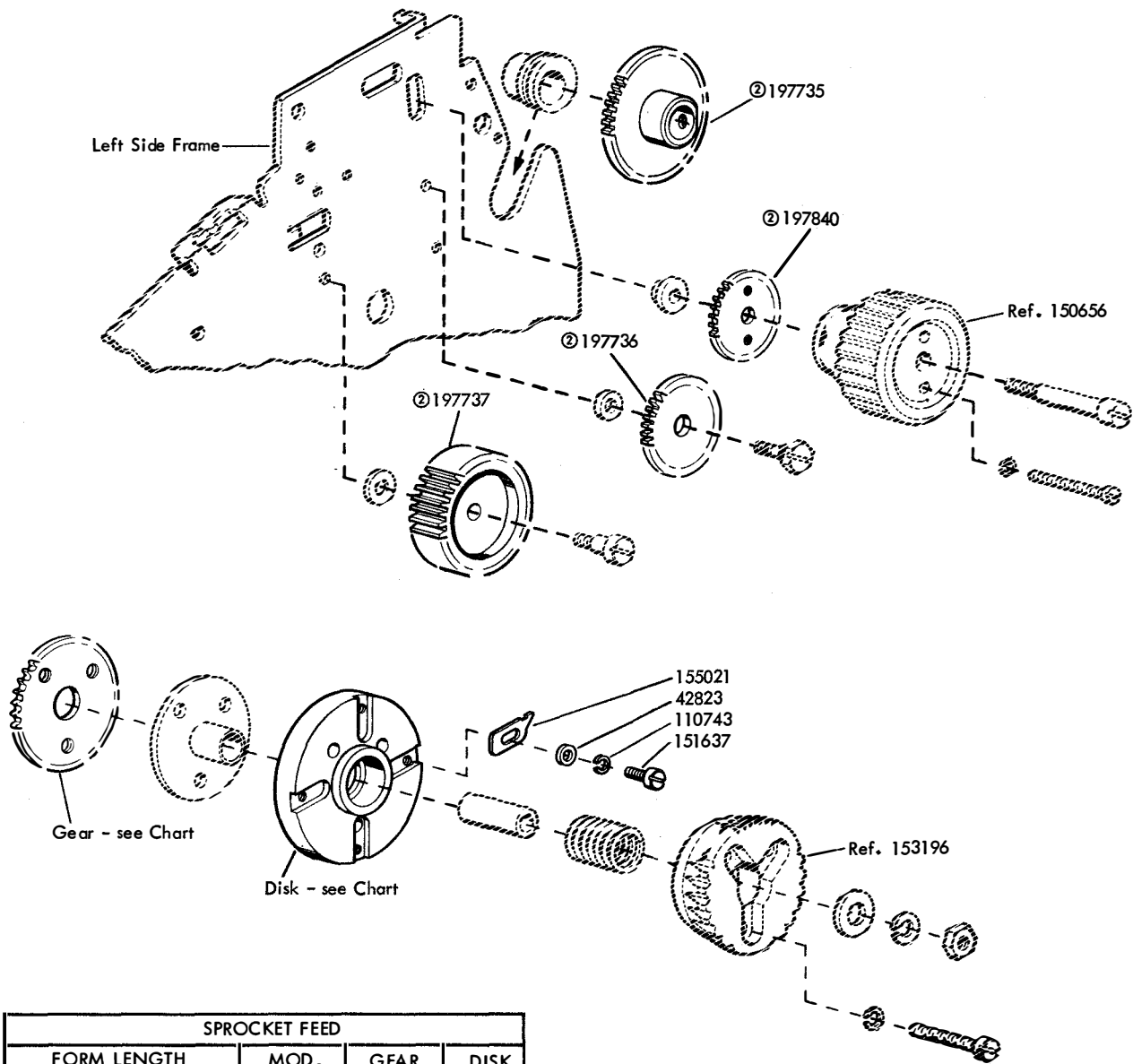


FIGURE 67. 154780, 164476 AND 178141 MODIFICATION KITS TO PROVIDE HORIZONTAL TABULATOR XD CONTROL



SPROCKET FEED			
FORM LENGTH IN INCHES	MOD. KIT	GEAR NO.	DISK NO.
7-1/2, 15	153927	153207	153217
3-1/2, 7, 14	153928	153206	153216
6-1/2, 13	153929	153205	153215
3, 6, 12	153930	153204	153214
5-1/2, 11	153931	153203	153213
5, 10	153932	153202	153212
9-1/2	153933	153201	153211
4-1/2, 9	153934	153200	153210
8-1/2	153935	153199	153209
2, 4, 8	153936	153198	153208
3-2/3, 7-1/3, 14-2/3	161140	161250	161260
3-1/4, 6-1/2, 13	①197847	197732	197730
4-1/4	①197848	197731	197729

FRICTION FEED			
FORM LENGTH IN INCHES	MOD. KIT	GEAR NO.	DISK NO.
5-1/2, 11	155765	155758	153213
2, 4, 8	161767	155759	153208

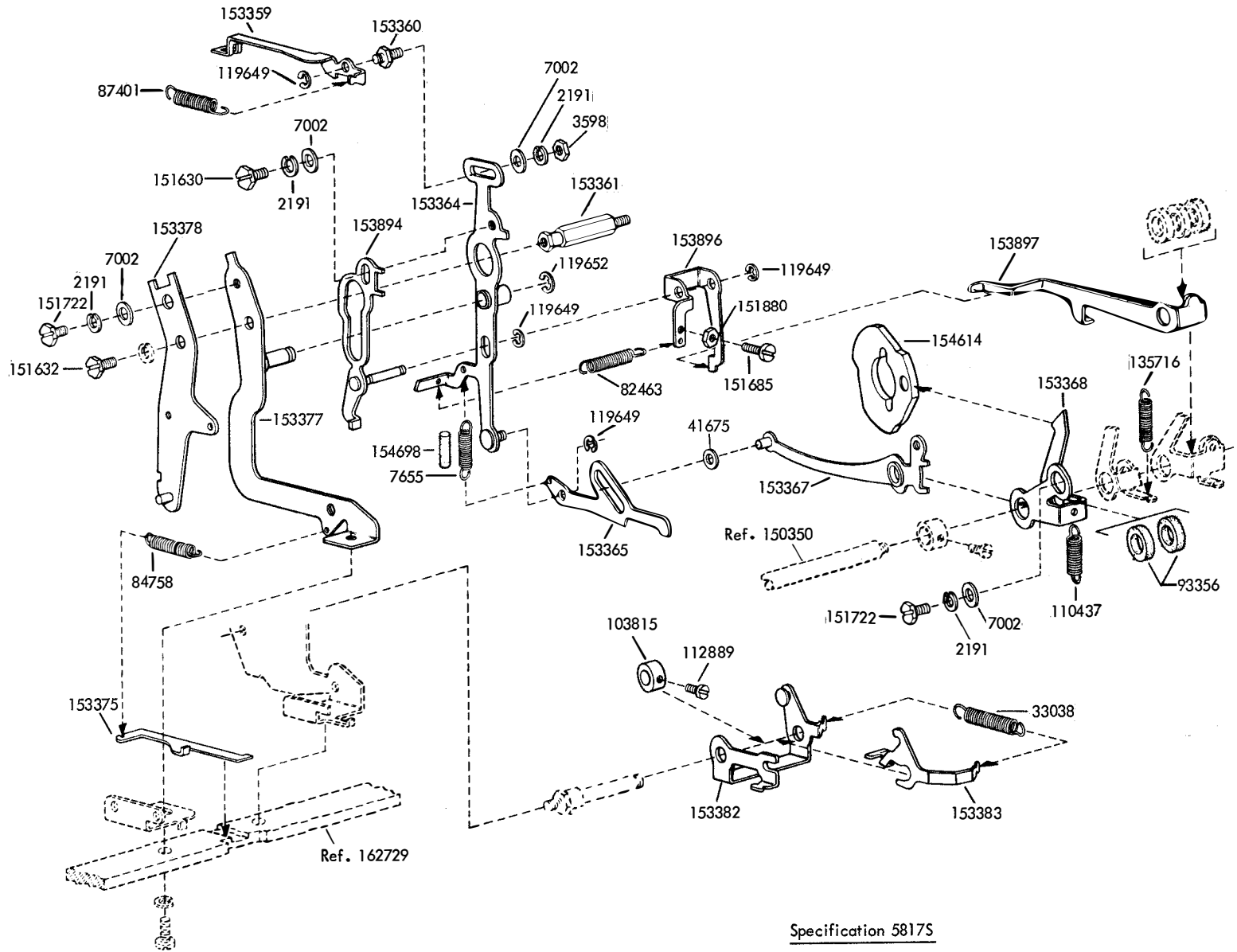
① The 197847 and 197848 Modification Kits can only be used with the 154742 Modification Kit (4 lines per inch)

② Part of 197847 and 197848 Modification Kits only

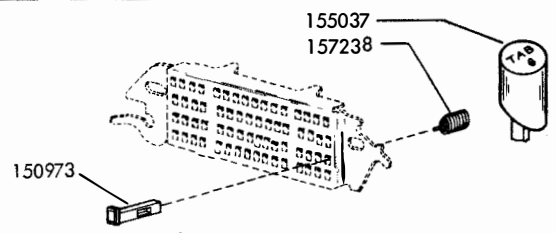
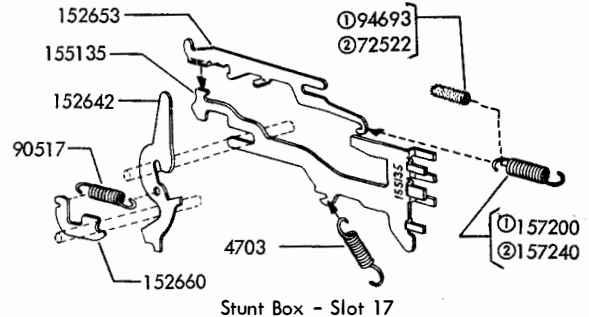
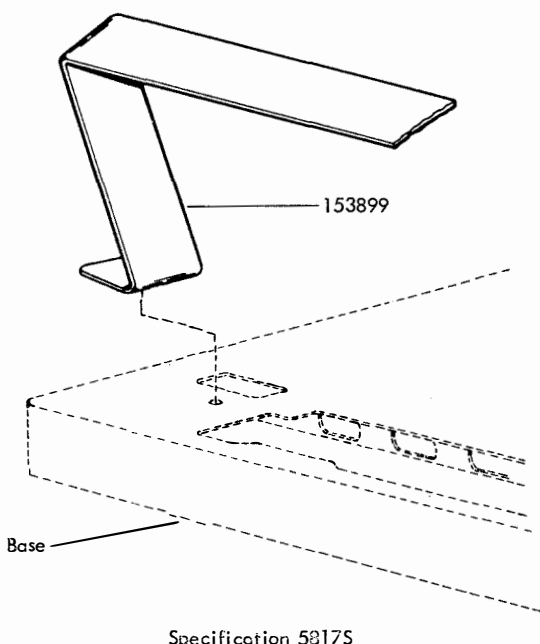
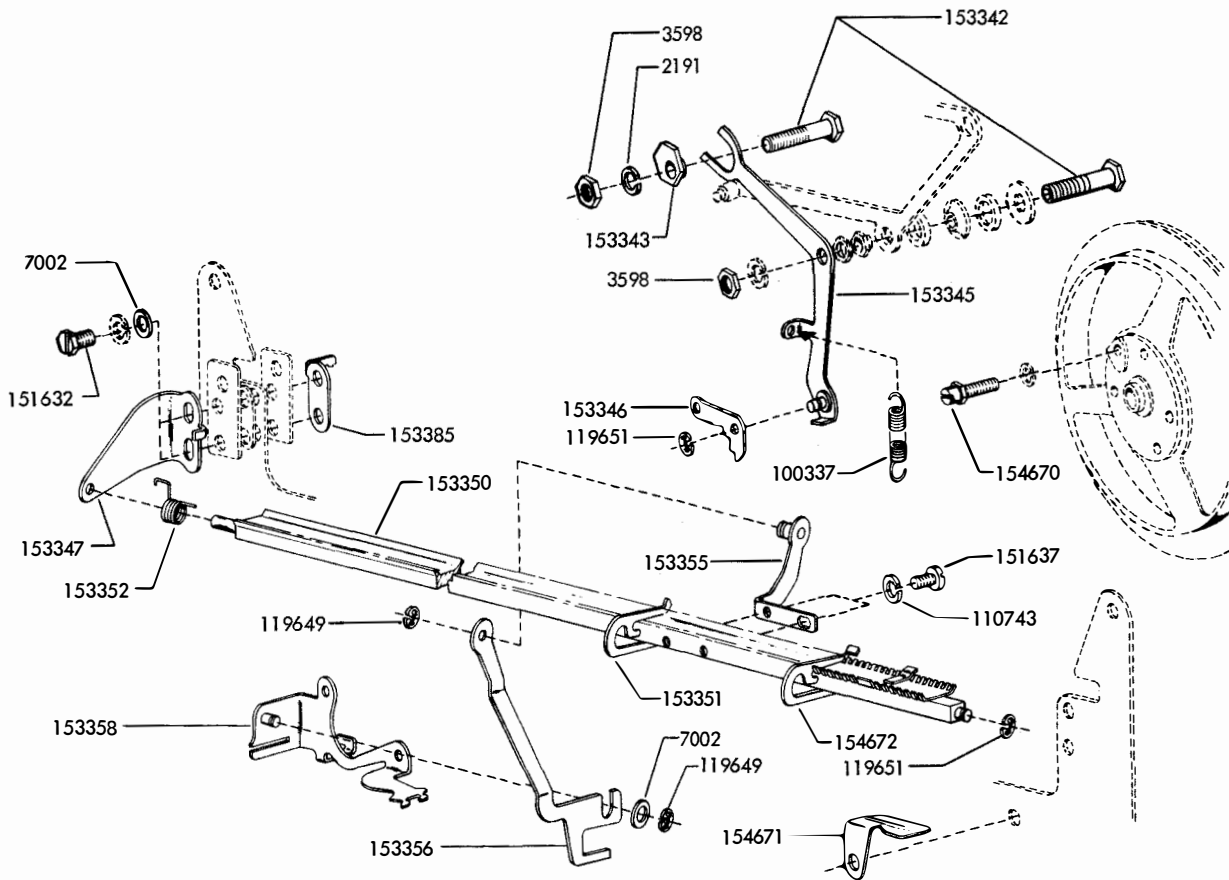
Specification 57515

FIGURE 63. PAGE FEED-OUT FORM LENGTH GEAR AND DISK MODIFICATION KITS

FIGURE 69. 152304 MODIFICATION KIT TO PROVIDE HORIZONTAL TABULATION
 (CONTINUED ON NEXT PAGE)

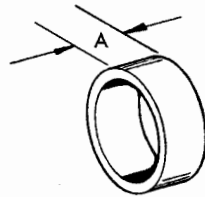


Specification 58175



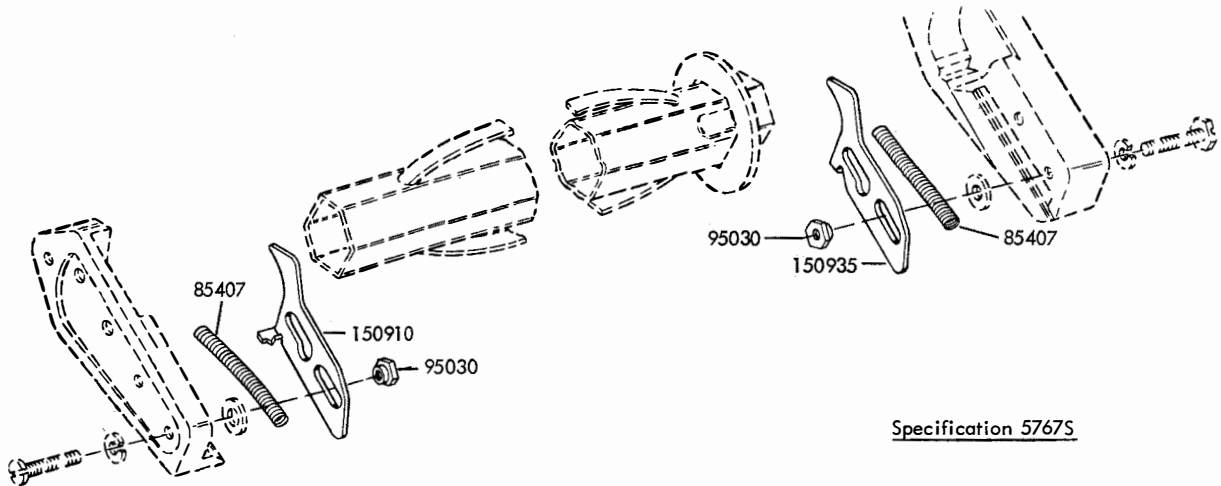
- ① Used on units equipped with a Two-Stop Function Clutch
- ② Used on units equipped with a One-Stop Function Clutch

FIGURE 70. 152304 MODIFICATION KIT TO PROVIDE HORIZONTAL TABULATION
(CONTINUED FROM PRECEDING PAGE)



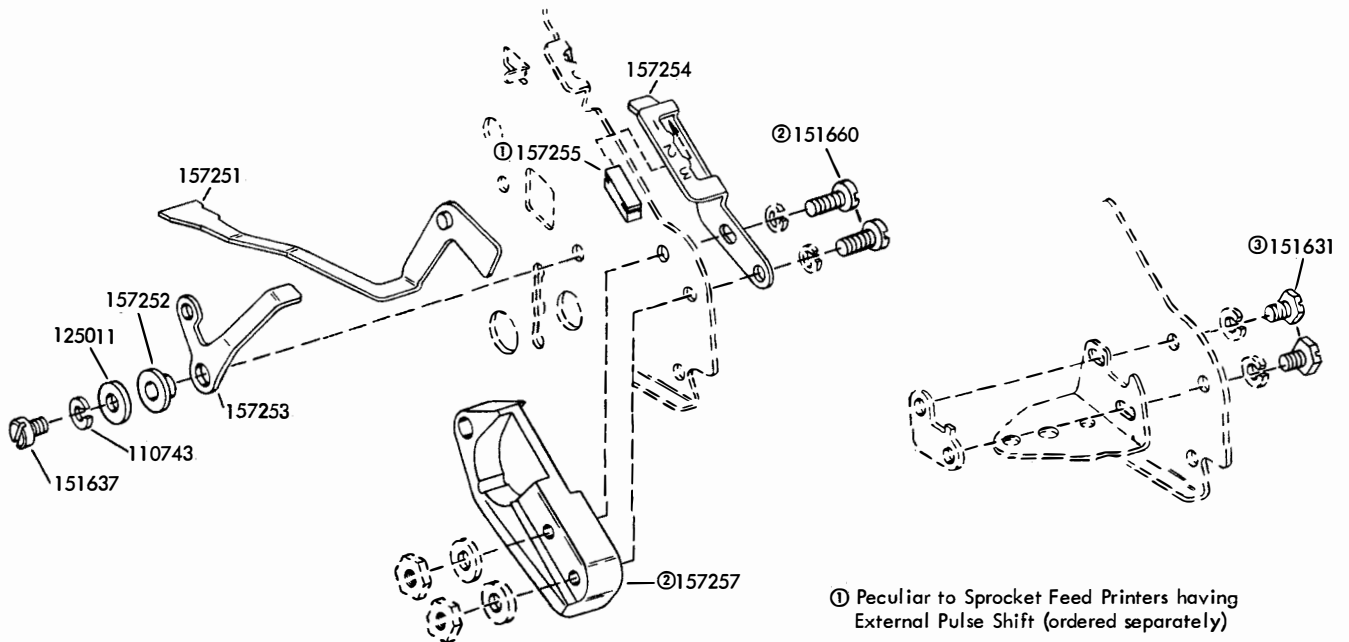
Part No.	Dim. "A"
155581	.250
155582	.500
155583	1.000
155584	2.000

FIGURE 71. 159362 MODIFICATION KIT TO PROVIDE SPACERS FOR CENTERING NARROW PAPER ROLL ON SPINDLE



Specification 5767S

FIGURE 72. 151799 MODIFICATION KIT TO PROVIDE LATCHES FOR PAPER SPINDLE



- ① Peculiar to Sprocket Feed Printers having External Pulse Shift (ordered separately)
- ② Peculiar to 154743 - Friction Feed
- ③ Peculiar to 152315 - Sprocket Feed

Specification 5800S

FIGURE 73. 152315 AND 154743 MODIFICATION KITS TO PROVIDE MANUAL SELECTION OF STUNT BOX OPERATION

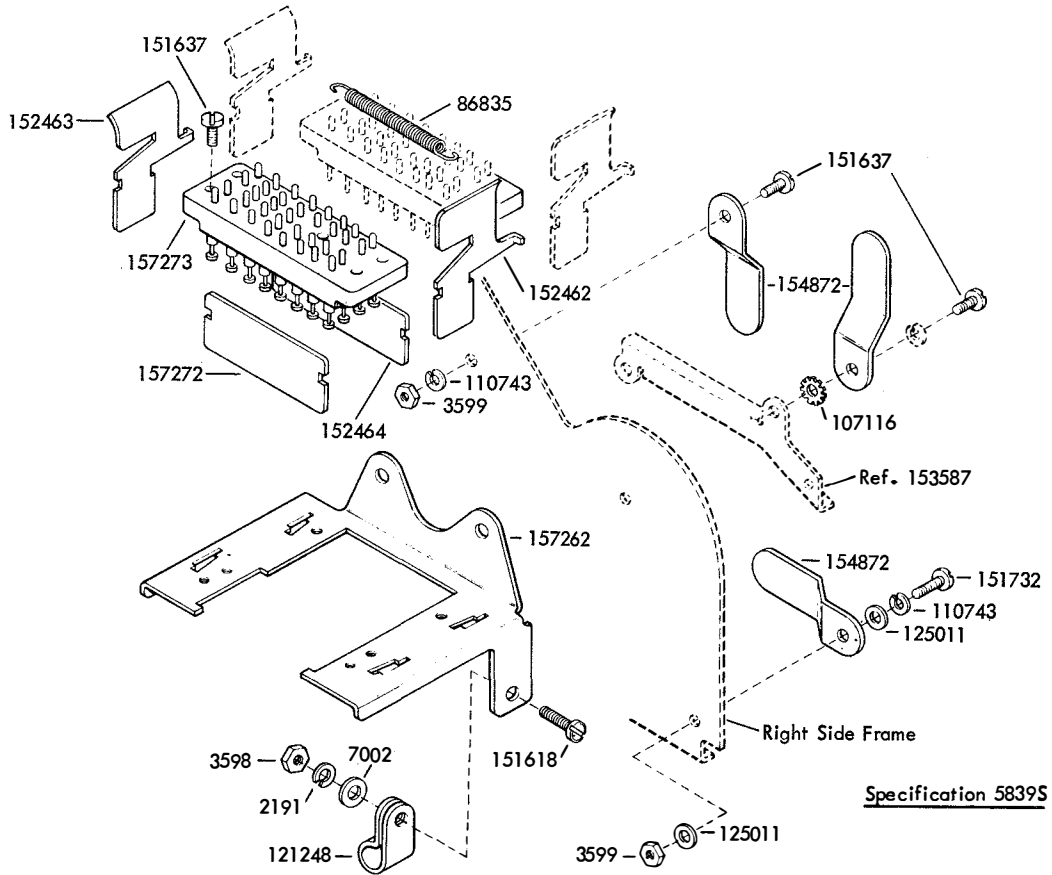


FIGURE 74. 154727 MODIFICATION KIT TO PROVIDE AUXILIARY CONNECTOR

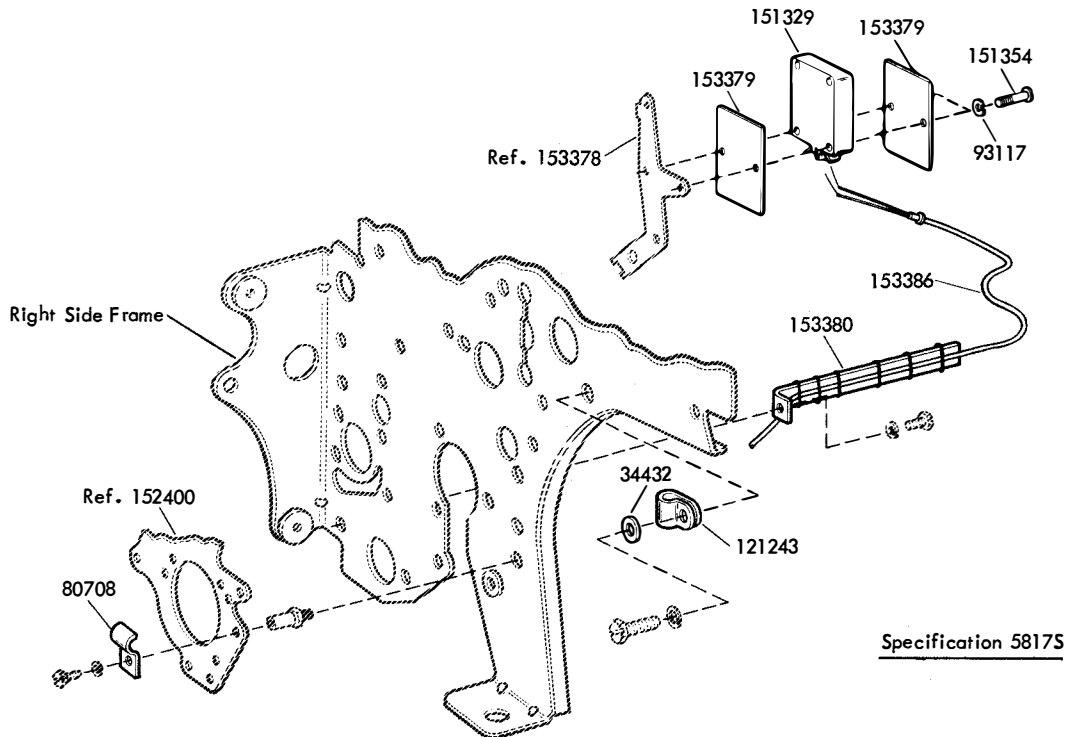
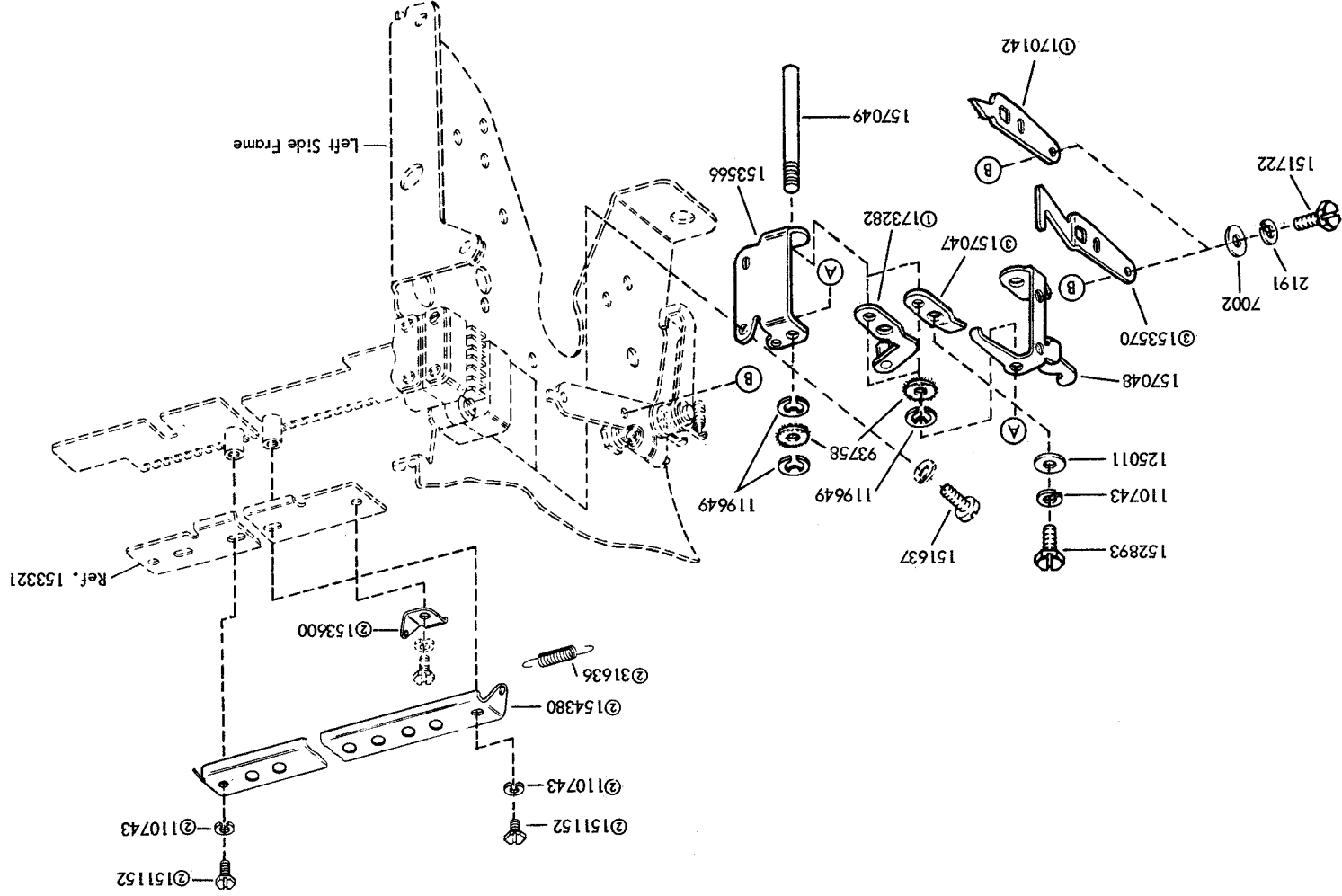


FIGURE 75. 152317 MODIFICATION KIT TO PROVIDE HORIZONTAL TABULATOR XD CONTROL



- ① Part of 173283 Modification Kit (8 Level)
- ② Part of 152337 (Mark II) and 173283 (8 Level) Modification Kits
- ③ Part of 152337 (Mark II) and 157509 (Mark III) Modification Kits

Specification 58235

FIGURE 76. 152337, 157509 AND 173283 MODIFICATION KITS TO PROVIDE ON-LINE STUNT SHIFT CONTROL

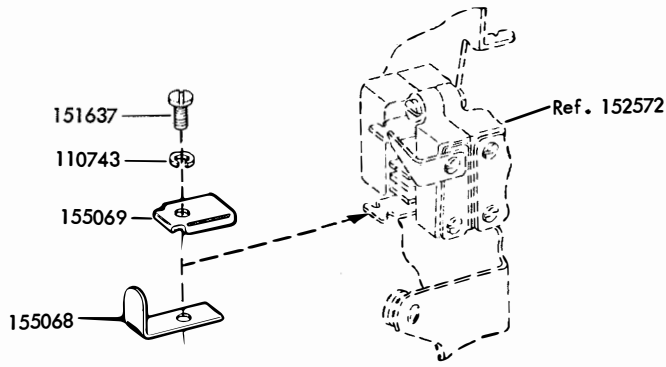
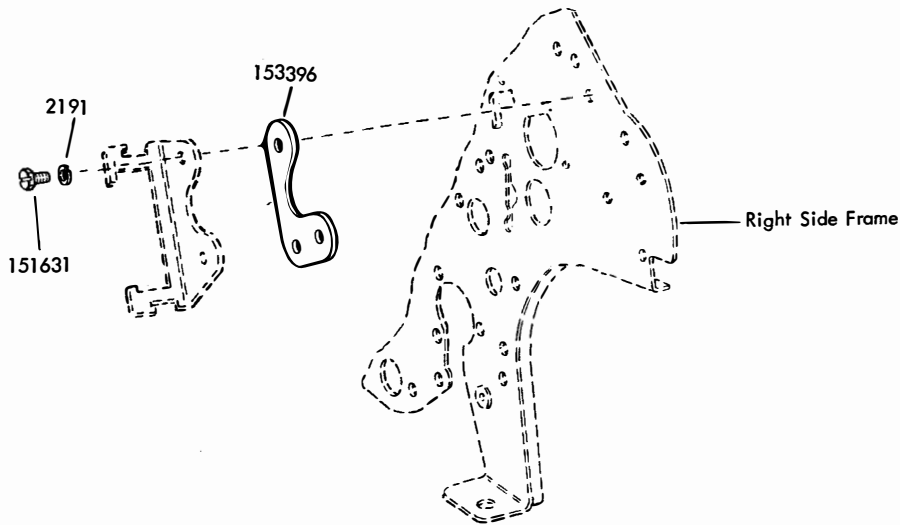
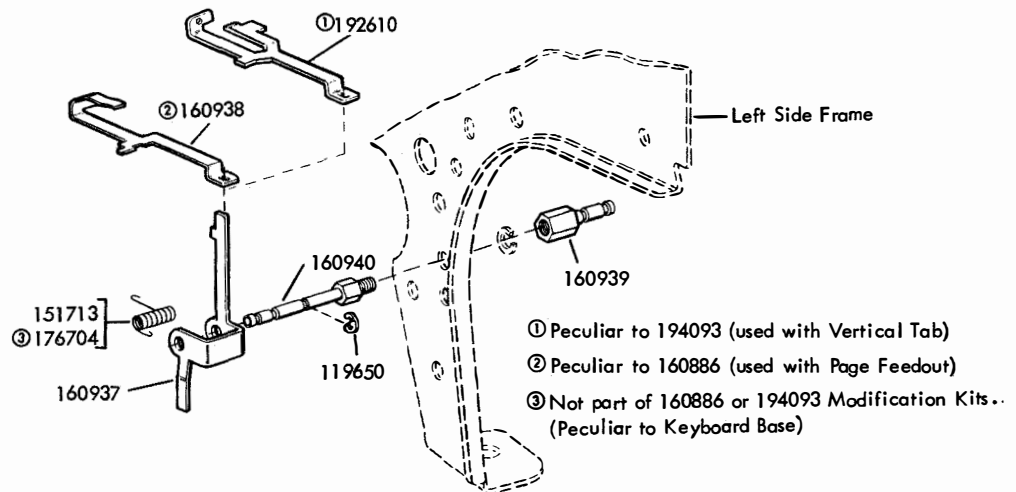


FIGURE 77. 153912 MODIFICATION KIT TO PROVIDE FIGS-LTRS CODE BAR MANUAL SHIFTING



Specification 57935

FIGURE 78. 152312 MODIFICATION KIT TO CONVERT PRINTER FOR USE WITH LIGHTWEIGHT SET



Specification 58905

FIGURE 79. 160886 AND 194093 MODIFICATION KITS TO PROVIDE LOCAL FORM FEED-OUT (RECEIVING ONLY BASE)

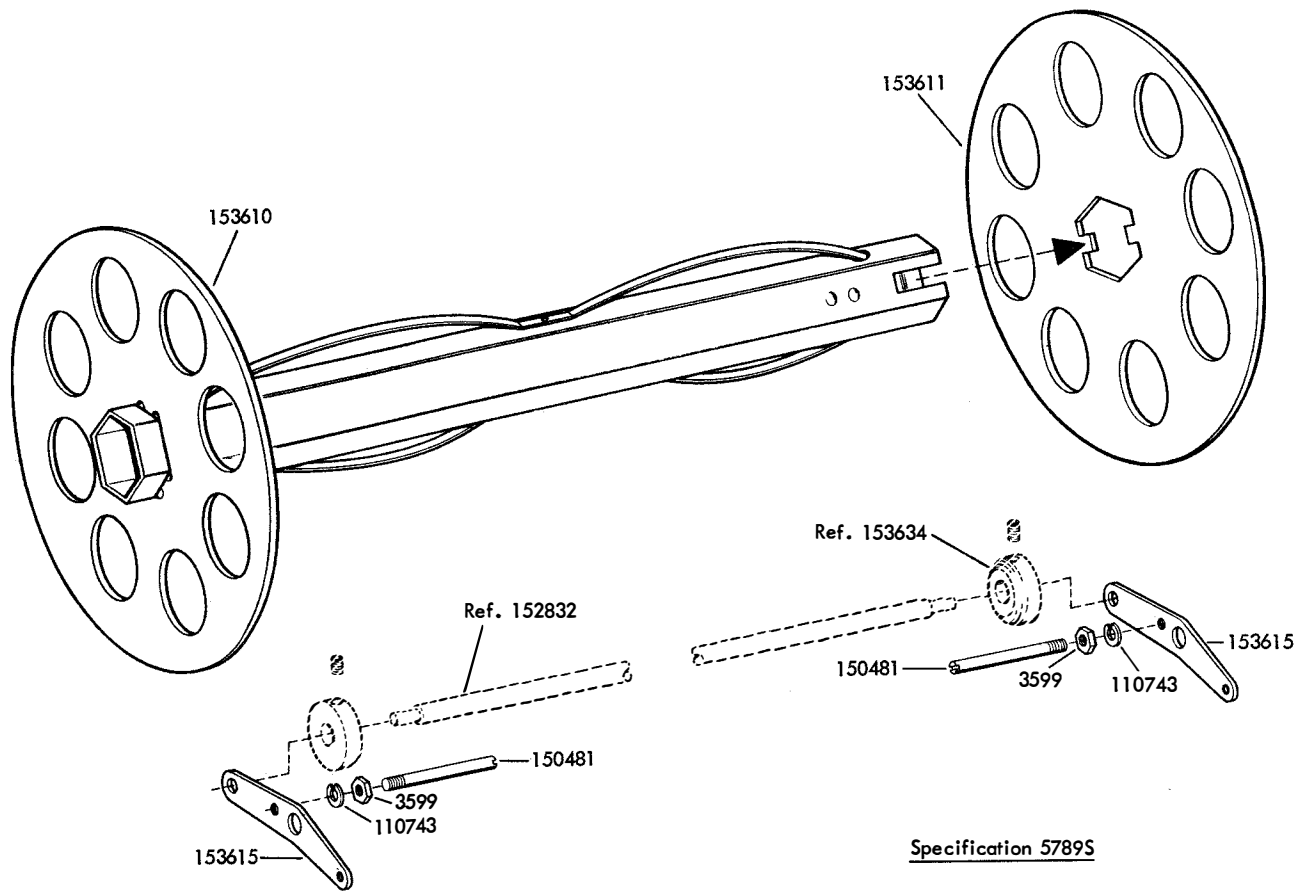


FIGURE 80. 152340 MODIFICATION KIT TO PROVIDE MULTI-COPY PAPER HANDLING

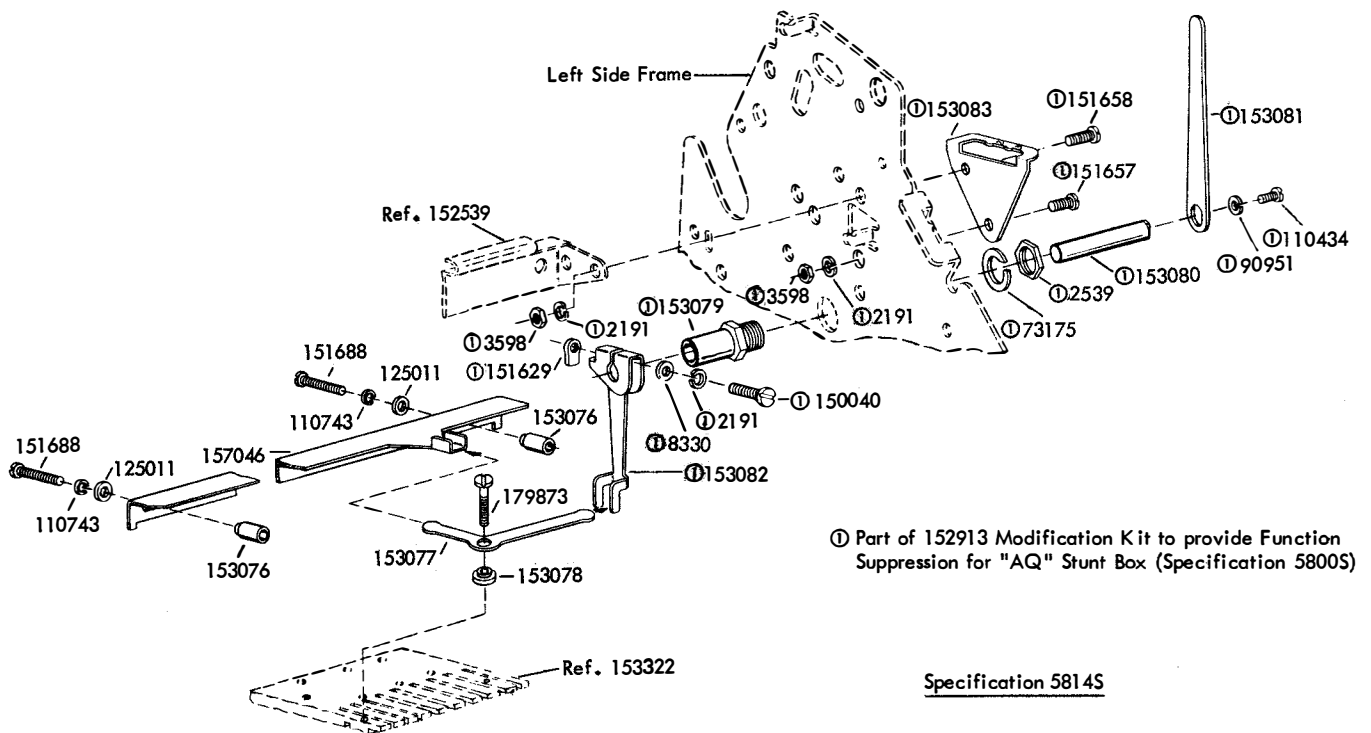
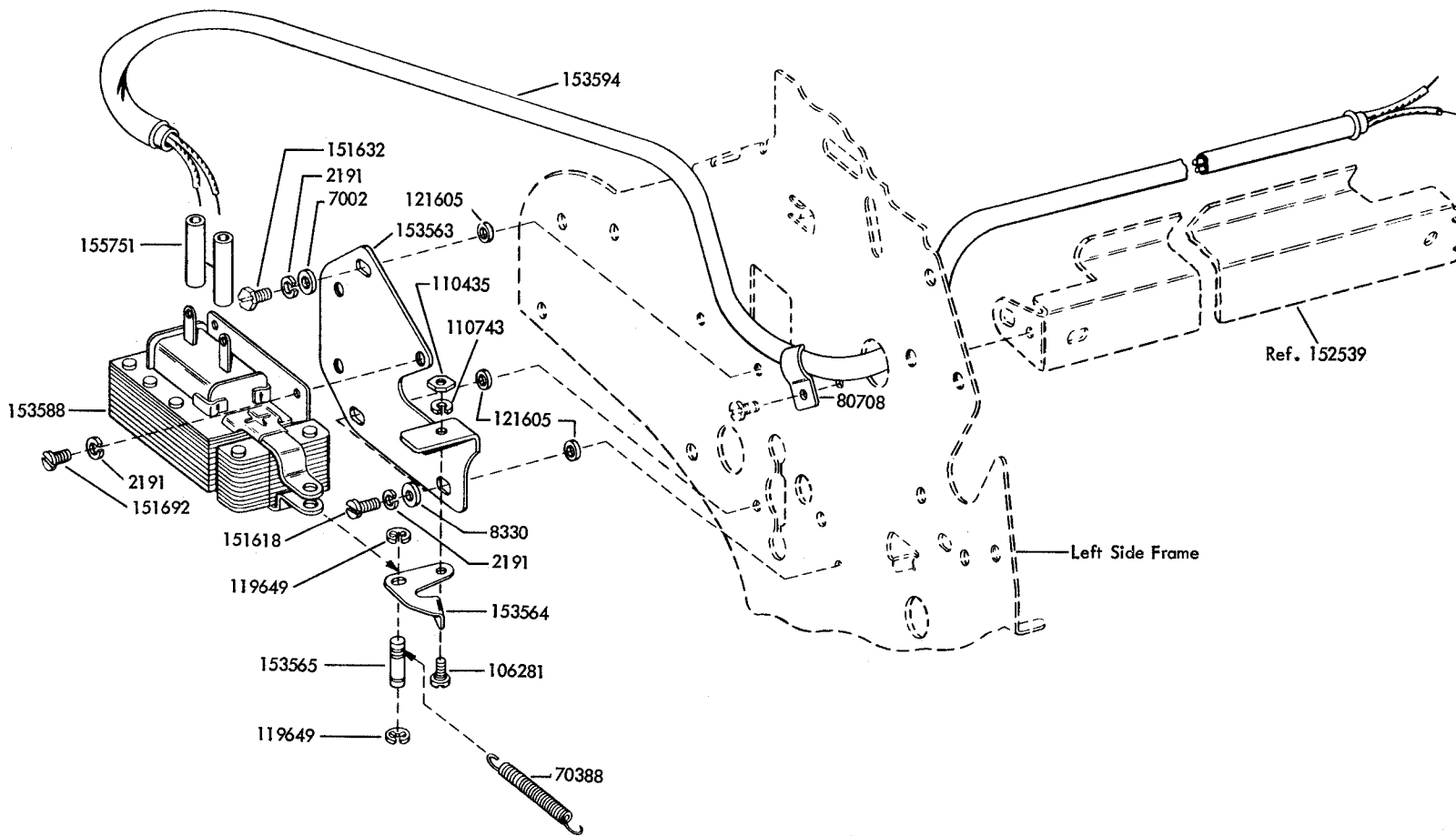


FIGURE 81. 153910 MODIFICATION KIT TO PROVIDE FUNCTION SUPPRESSION FOR "AZ" STUNT BOX



Specification 58235

FIGURE 82. 152345 MODIFICATION KIT TO PROVIDE OFF-LINE STUNT SHIFT CONTROL

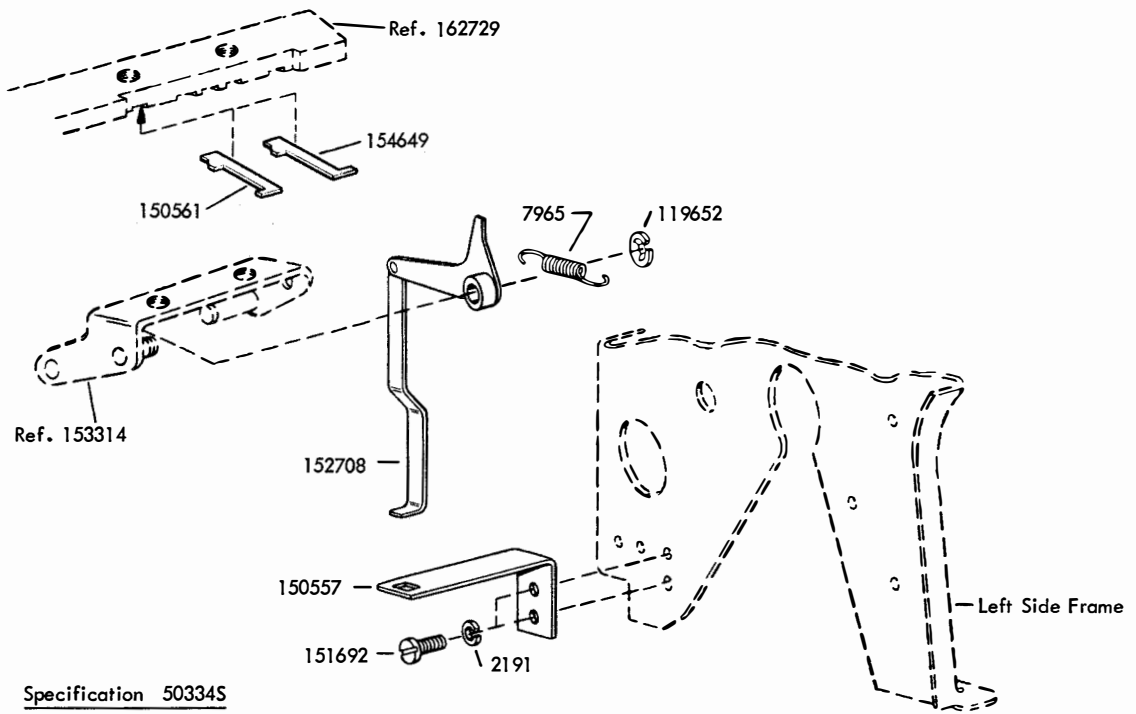


FIGURE 83. 152350 MODIFICATION KIT TO PROVIDE KEYBOARD LOCK

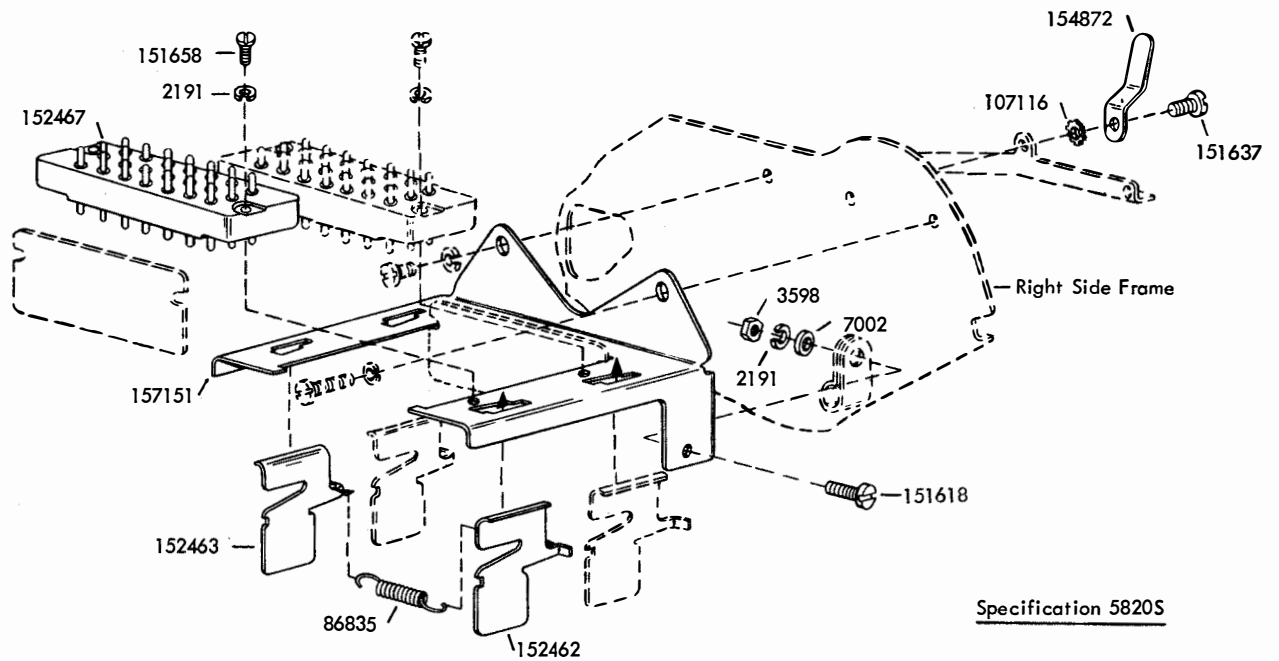
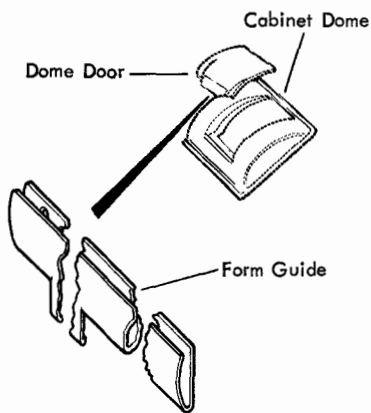
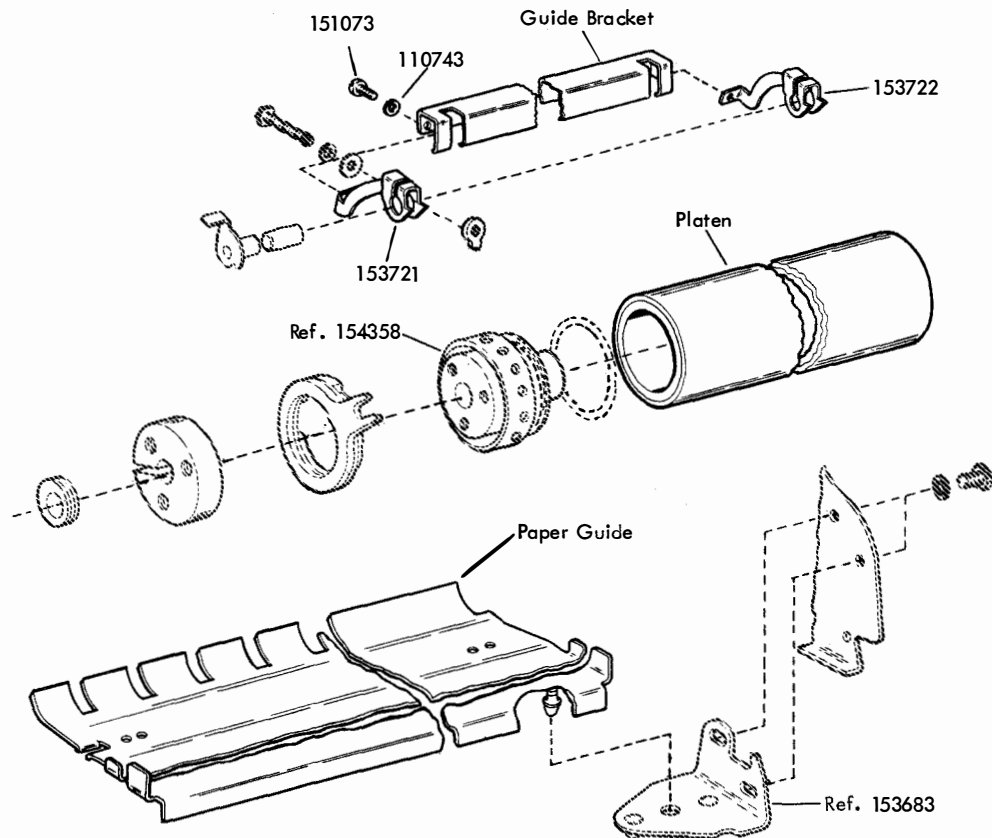


FIGURE 84. 153919 MODIFICATION KIT TO PROVIDE AUXILIARY CONNECTOR



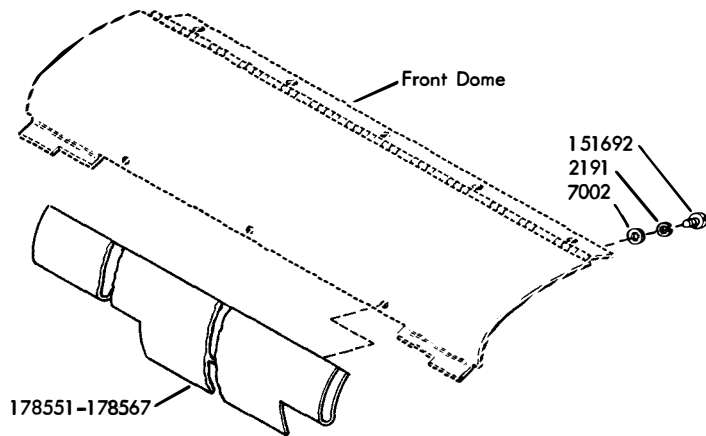
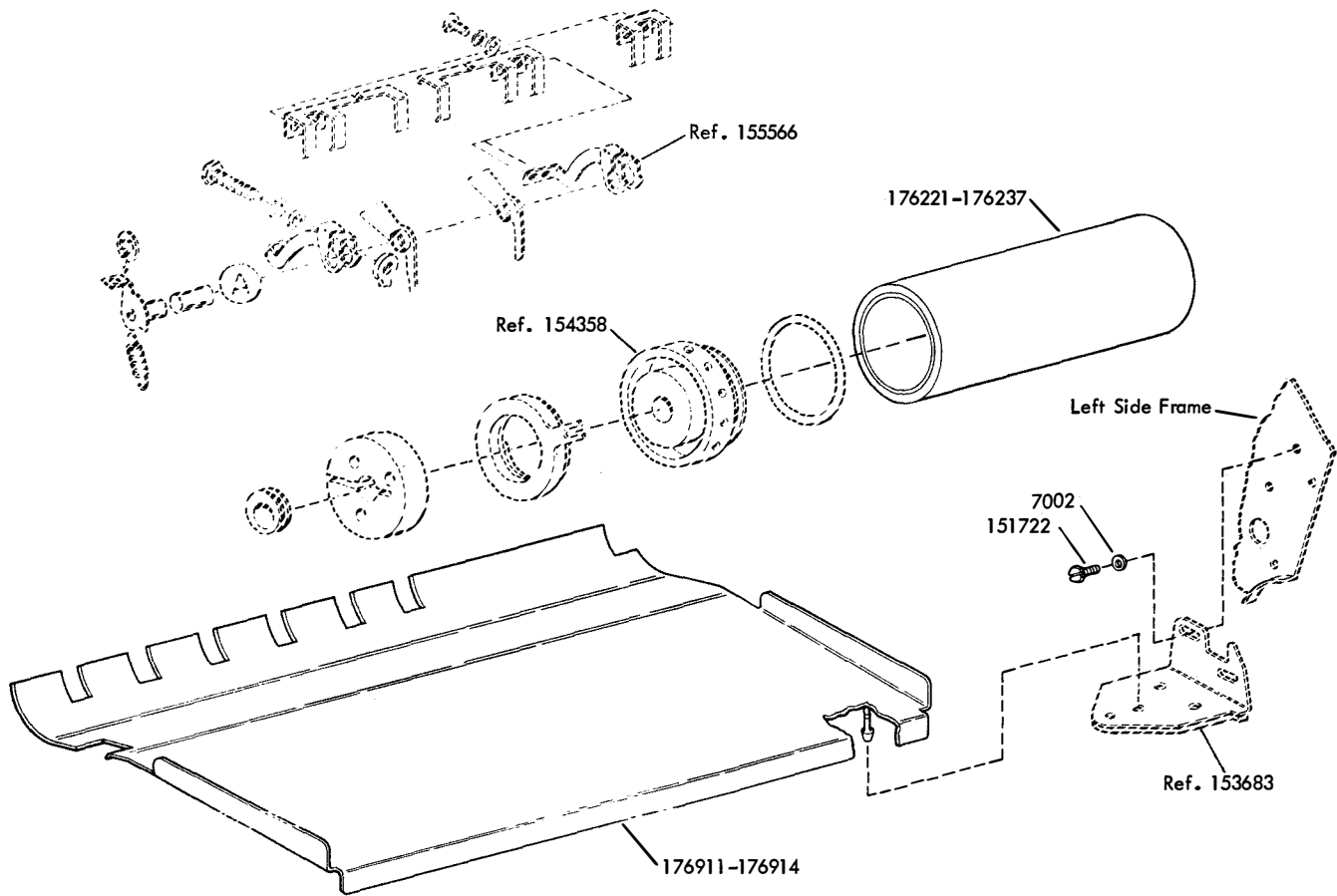
See note 28 on page 116

Specification 57925

① PAPER WIDTHS	PAPER GUIDE	GUIDE BRACKET	MOD. KIT: PAPER HANDLING PARTS		
			KIT. NO.	PLATEN	FORM GUIDE
9-1/2"	305028	305771	310733	176238	305059
9"	304773	153771	176181	176221	153652
8-1/2"	304772	153772	176182	176222	153653
8"	304773	153773	176183	176223	153654
7-1/2"	304772	153774	176184	176224	153655
7"	304773	153775	176185	176225	153656
6-1/2"	304772	153776	176186	176226	153657
6-3/8"	304774	153777	176187	176227	153658
6-1/4"	304775	153778	176188	176228	153659
6"	304773	153779	176189	176229	153660
5-3/4"	304774	153780	176190	176230	153661
5-1/2"	304772	153781	176191	176231	153662
5"	304773	153782	176192	176232	153663
4-1/2"	304772	153783	176193	176233	153664
4-5/16"	304775	153784	176194	176234	153665
4-1/4"	304774	153785	176195	176235	153665
4"	304773	153786	176196	176236	153666
3-5/8"	304772	153787	176197	176237	153667

① The width shown is the overall dimension of the paper, and the distance between Sprocket Pin holes is 1/2" less.

FIGURE 86. SPROCKET FEED PAPER HANDLING MODIFICATION KITS (TYPING UNIT AND CABINET)

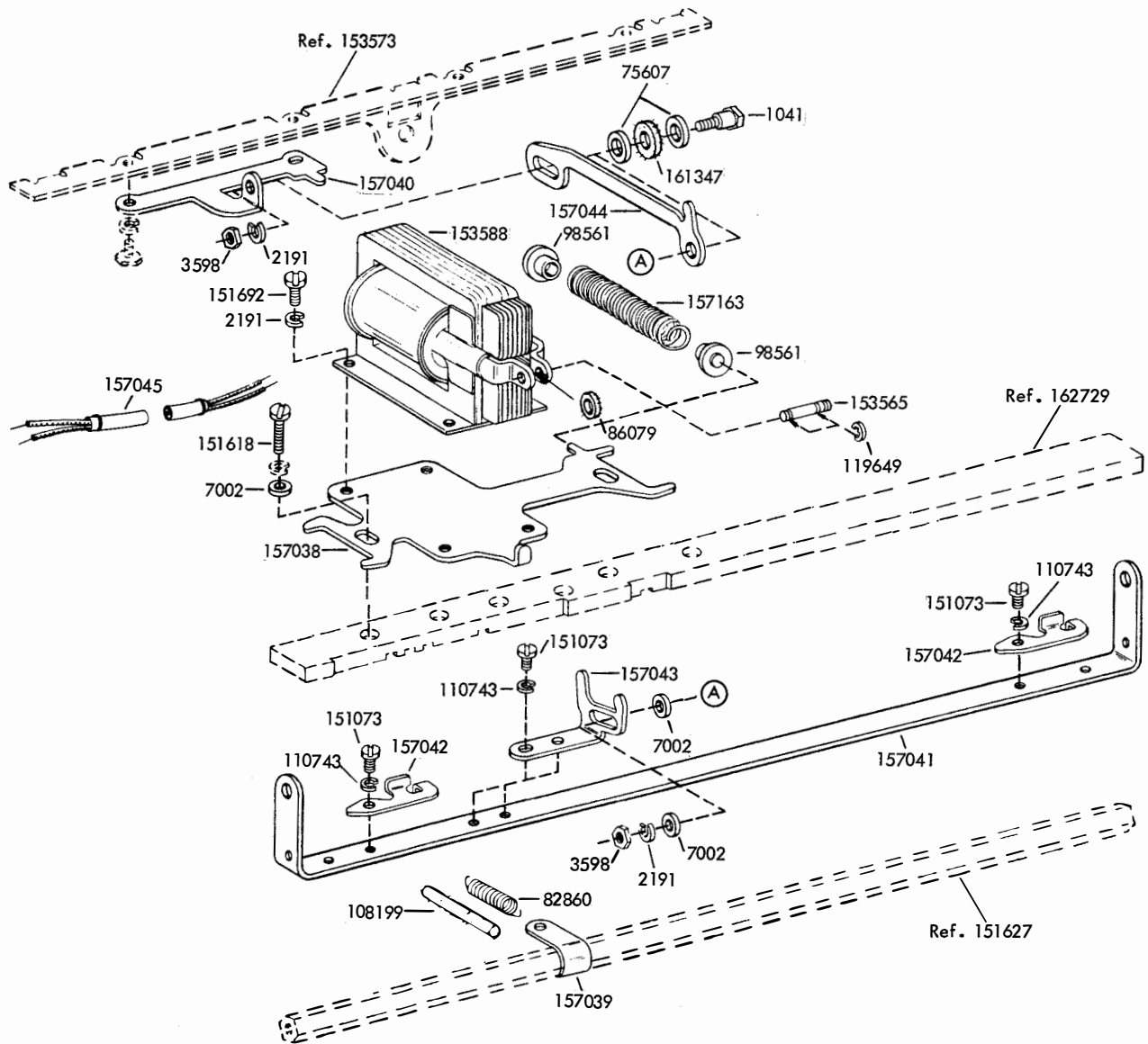


Paper Widths	Paper Guide	Mod. Kit Paper Handling Parts		
		Kit No.	Platen	Form Guide
9"	176912	178568	176221	178551
8-1/2"	176911	178569	176222	178552
8"	176912	178570	176223	178553
7-1/2"	176911	178571	176224	178554
7"	176912	178572	176225	178555
6-1/2"	176911	178573	176226	178556
6-3/8"	176913	178574	176227	178557
6-1/4"	176914	178575	176228	178558
6"	176912	178576	176229	178559
5-3/4"	176913	178577	176230	178560
5-1/2"	176911	178578	176231	178561
5"	176912	178579	176232	178562
4-1/2"	176911	178580	176233	178563
4-5/16"	176914	178581	176234	178564
4-1/4"	176913	178582	176235	178565
4"	176912	178583	176236	178566
3-5/8"	176911	178584	176237	178567

② The width shown is the overall dimension of the paper, and the distance between Sprocket Pin holes is 1/2" less.

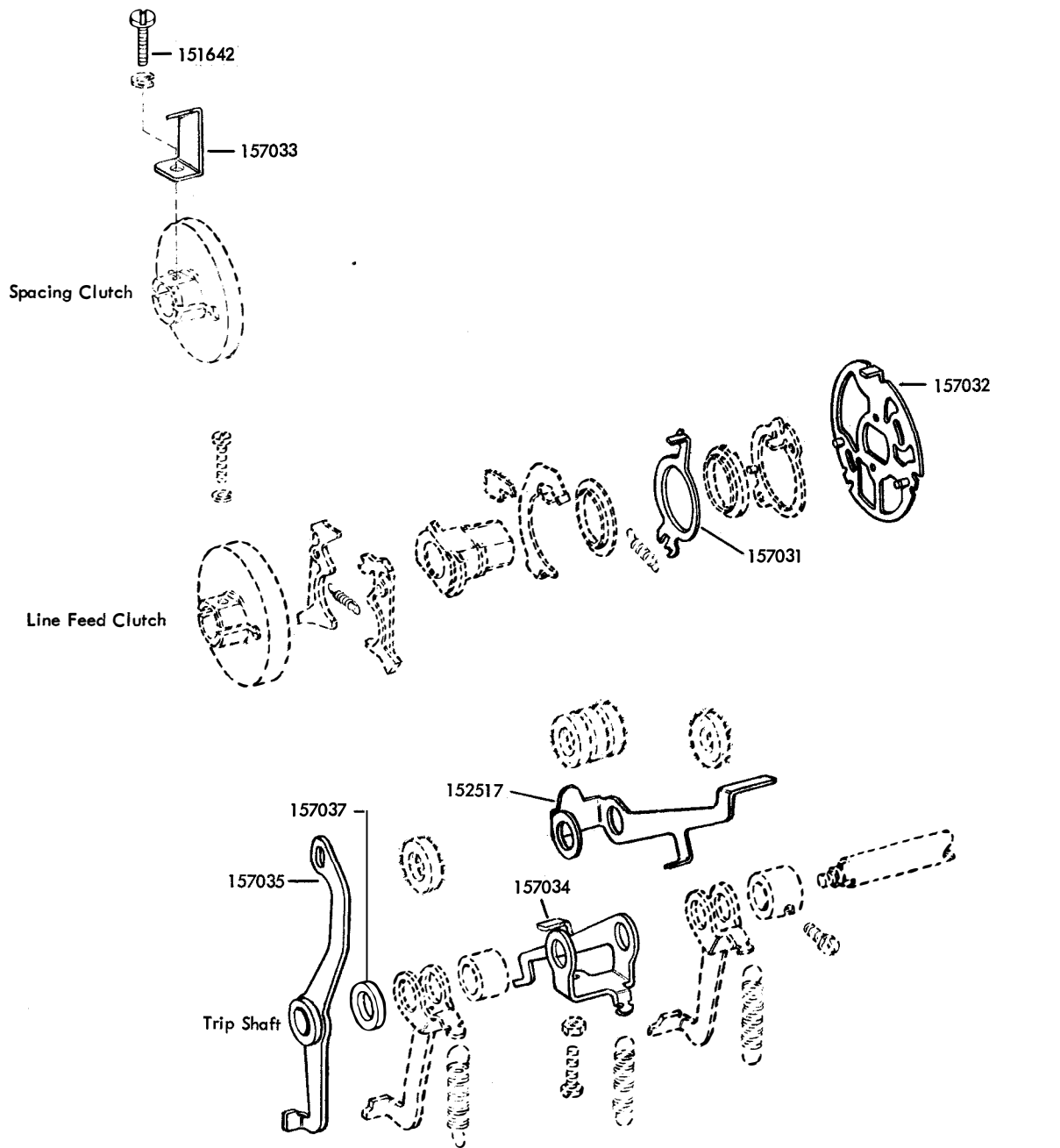
Specification 57925

FIGURE 87. SPROCKET FEED PAPER HANDLING MODIFICATION KITS (WALL MOUNTED TYPING UNIT AND CABINET)



Specification 5775

FIGURE 88. 153911 MODIFICATION KIT TO PROVIDE CONTINUOUS SPACING
(CONTINUED ON NEXT PAGE)



Specification 5775

FIGURE 89. 153911 MODIFICATION KIT TO PROVIDE CONTINUOUS SPACING
(CONTINUED FROM PRECEDING PAGE)

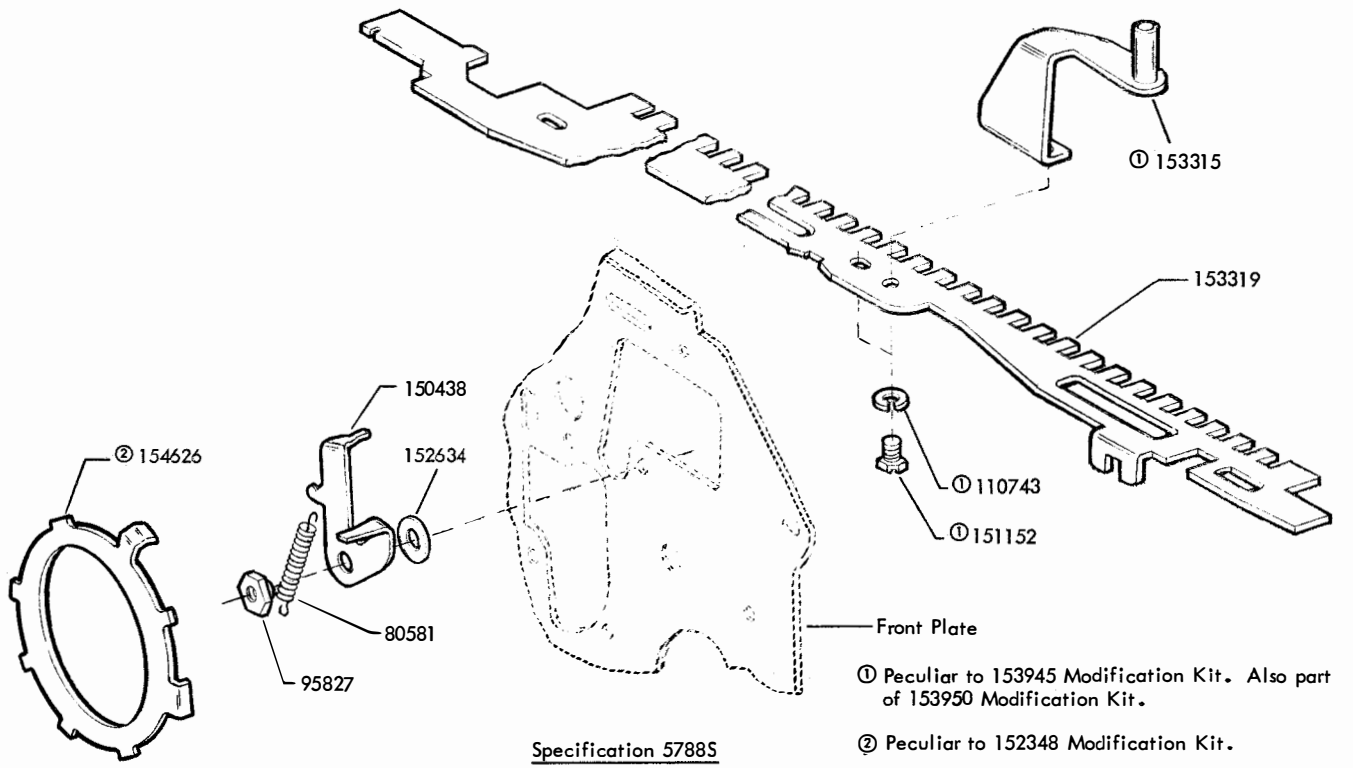


FIGURE 90. 152348 AUTOMATIC CARRIAGE RETURN AND LINE FEED AND 153945 "O" CODE BAR AND BELLCRANK MODIFICATION KITS

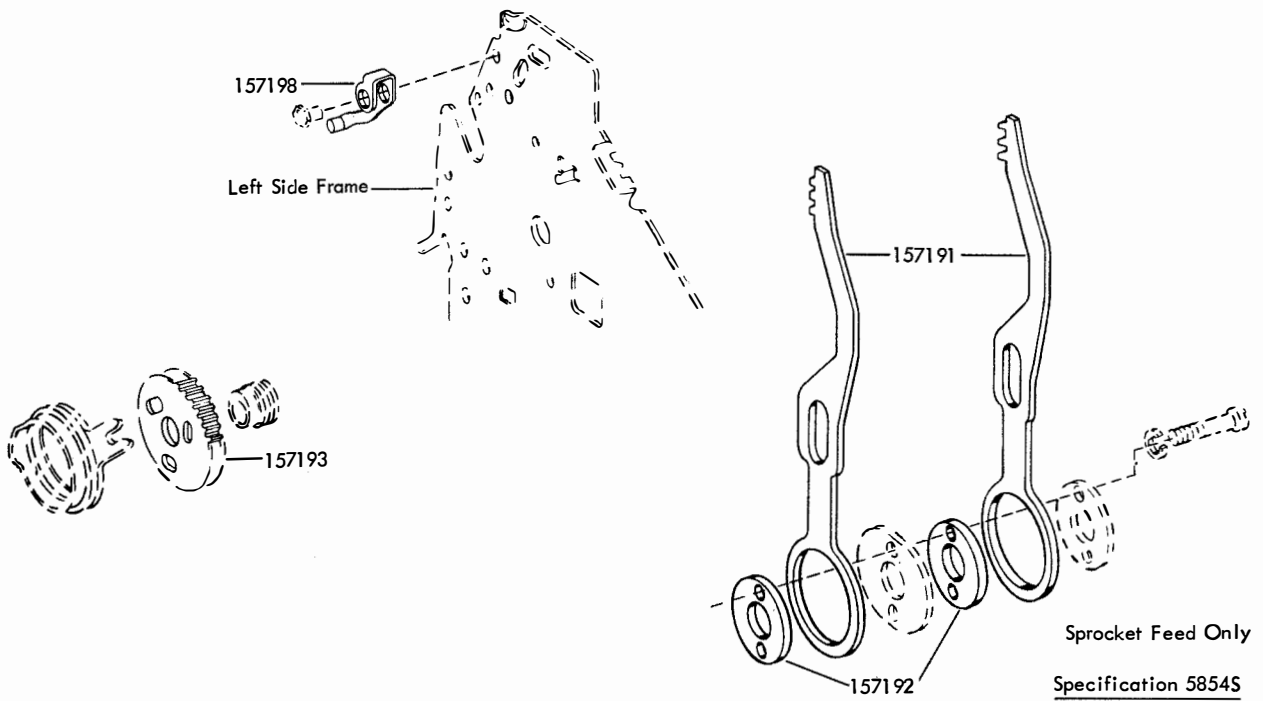


FIGURE 91. 154742 MODIFICATION KIT TO PROVIDE FOUR LINES PER INCH

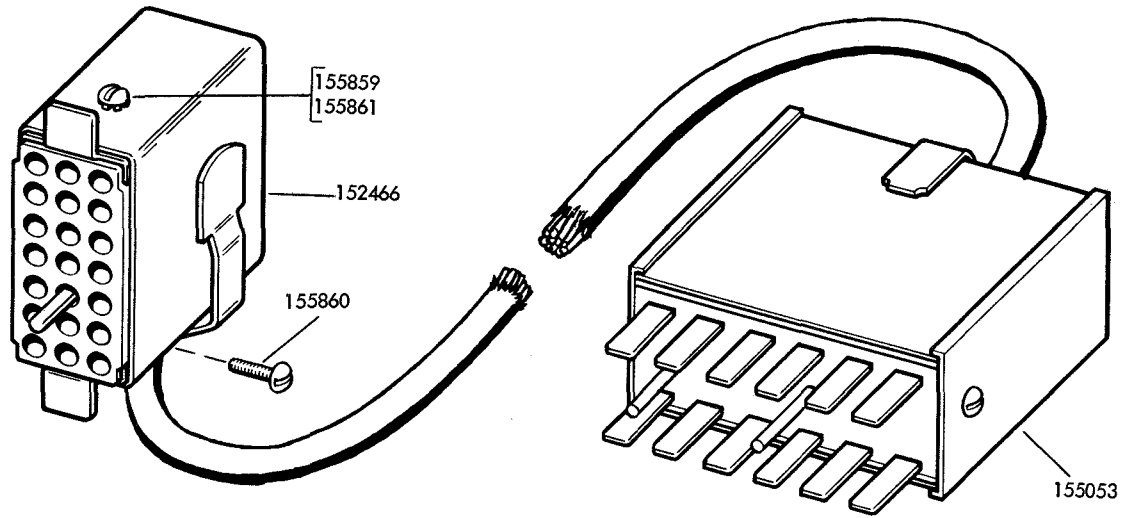


FIGURE 92. 155051 AUXILIARY CABLE ASSEMBLY

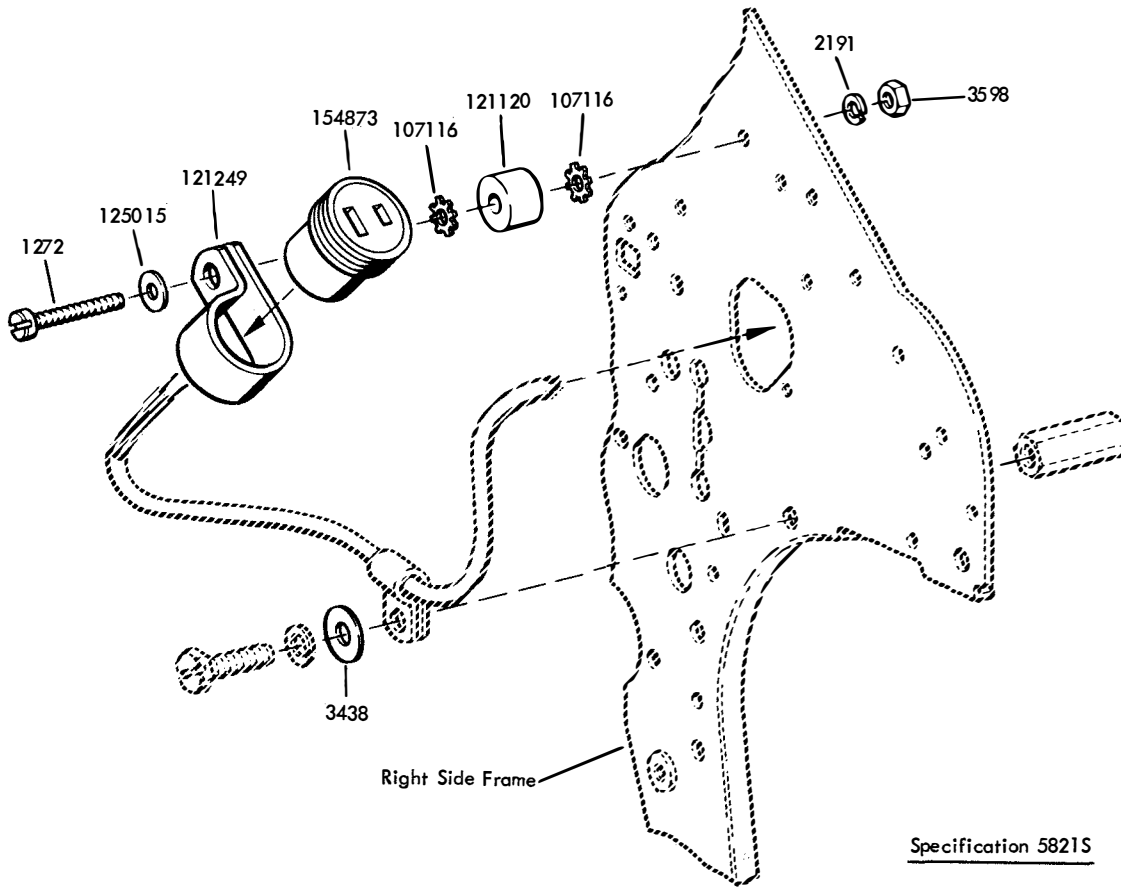


FIGURE 93. 154753 MODIFICATION KIT TO PROVIDE AUXILIARY CONNECTOR

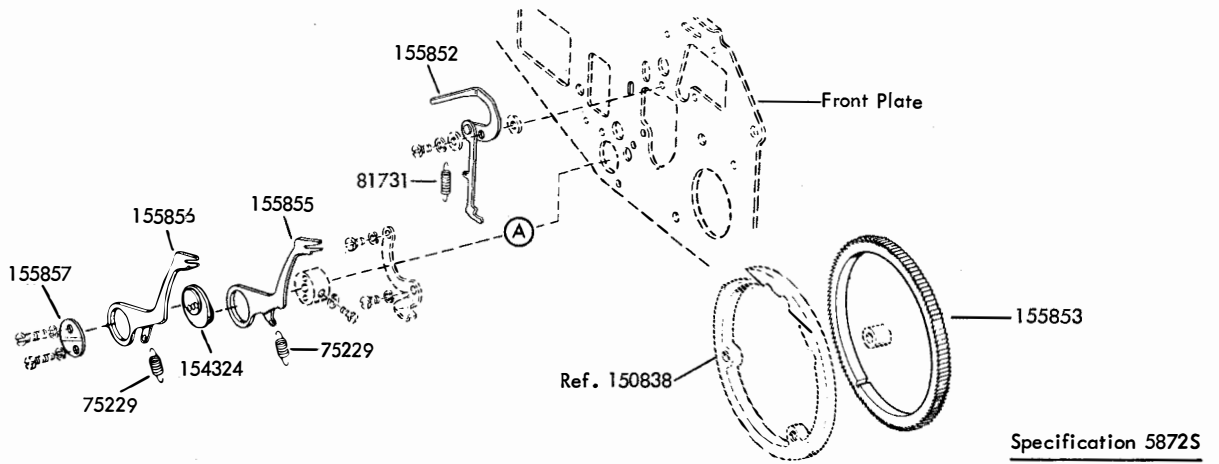


FIGURE 94. 154755 MODIFICATION KIT TO PROVIDE 5 SPACES PER INCH HORIZONTALLY

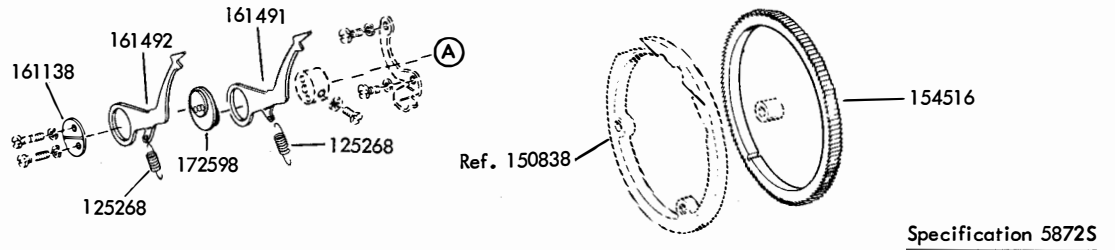


FIGURE 95. 159395 MODIFICATION KIT TO PROVIDE 6 SPACES PER INCH HORIZONTALLY

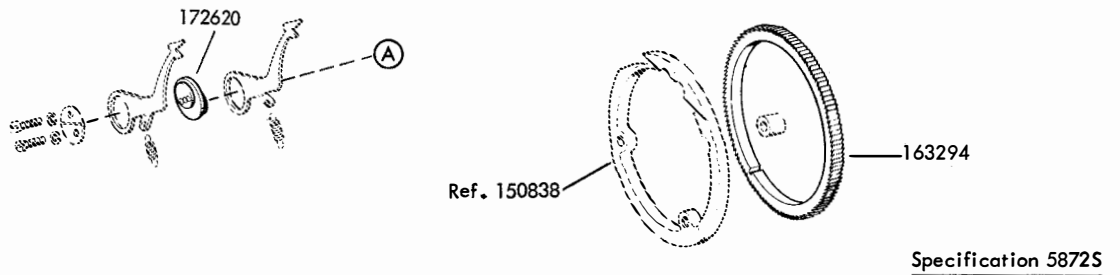


FIGURE 96. 163292 MODIFICATION KIT TO PROVIDE 8 SPACES PER INCH HORIZONTALLY

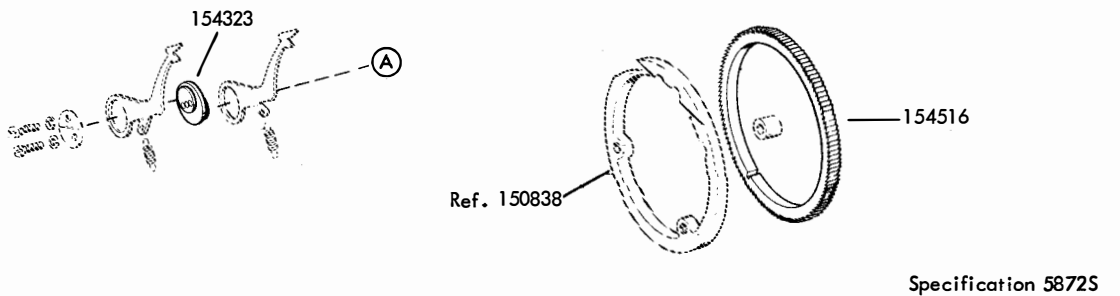
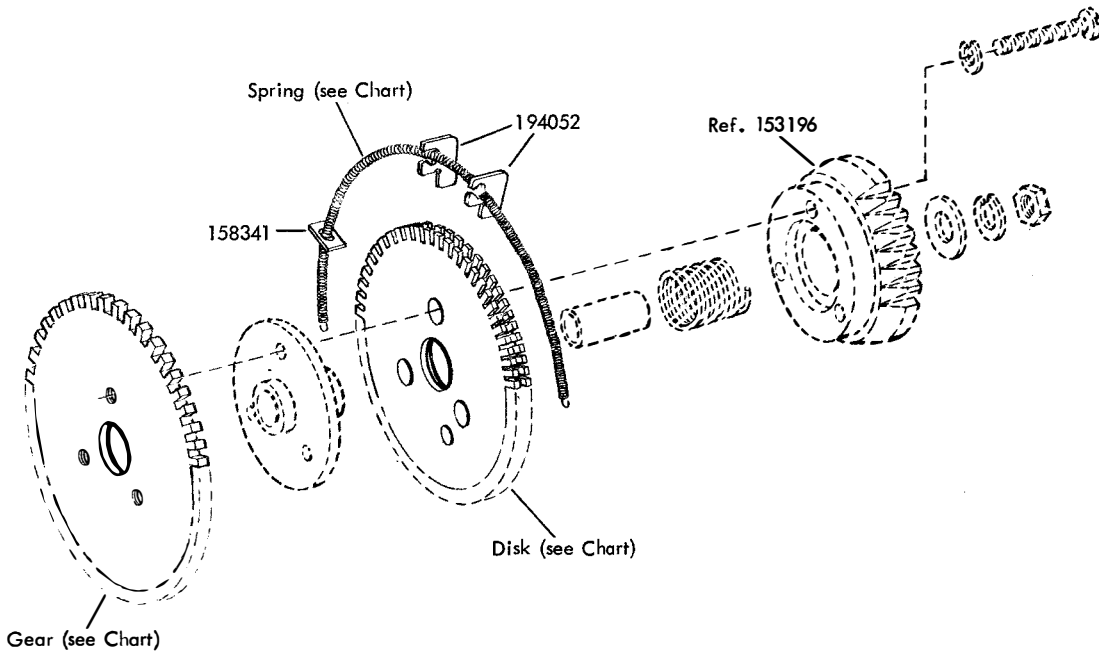


FIGURE 97. 154792 MODIFICATION KIT TO PROVIDE 12 SPACES PER INCH HORIZONTALLY



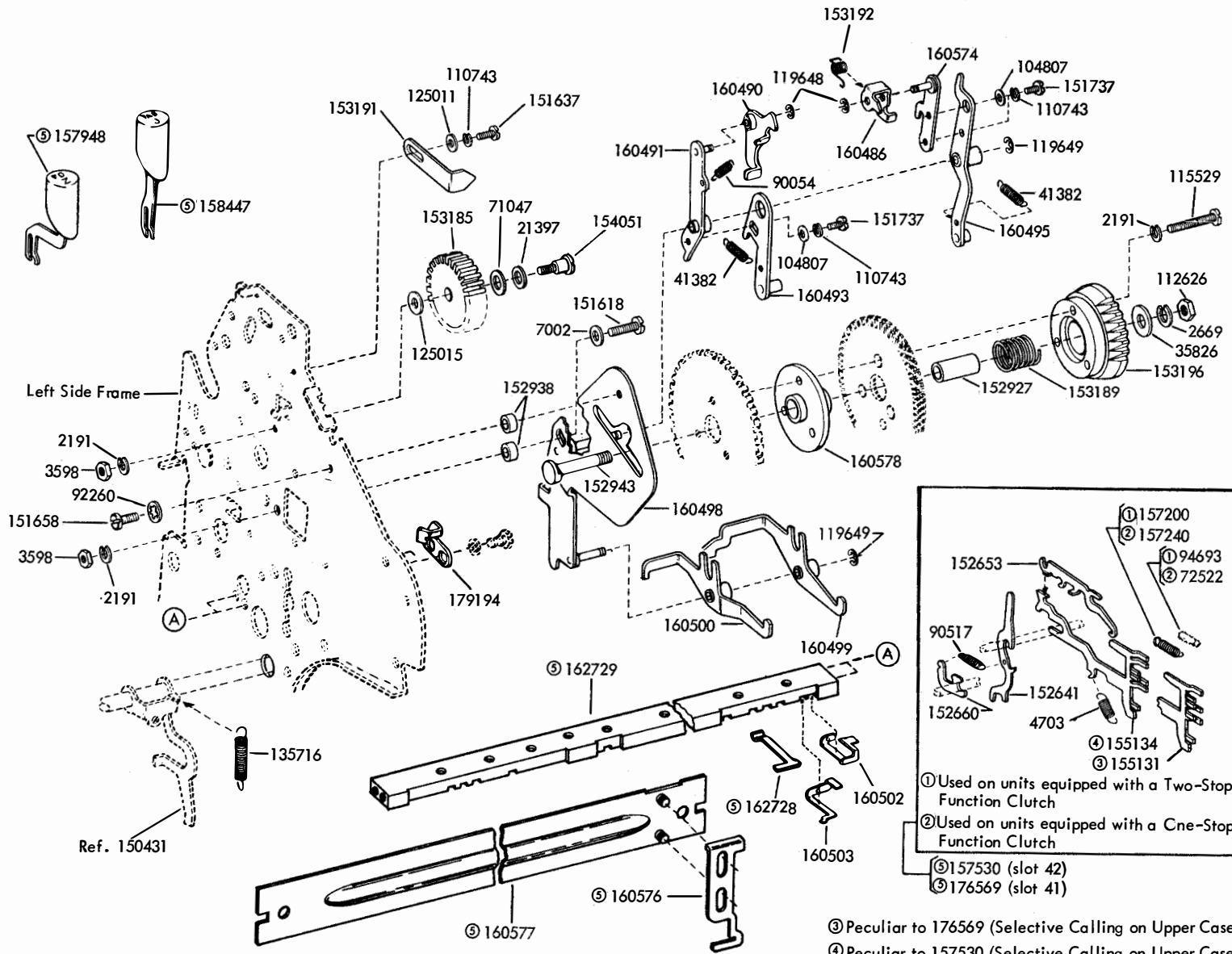
FORM LENGTH IN INCHES	MOD KIT	GEAR NO.	DISK NO.	SPRING NO.	NO. OF STOPS
8, 4, 2	154760	153198	160505	160527	47
8-1/2	154761	153199	160506	160528	10
9, 4-1/2	154762	153200	160507	160529	10
9-1/2	154763	153201	160508	160530	11
10, 5	154764	153202	160509	160531	12
11, 5-1/2	154765	153203	160510	160532	14
12, 6, 3	154766	153204	160511	160533	15
13, 6-1/2	154767	153205	160512	160534	16
14, 7, 3-1/2	154768	153206	160513	160535	17
15, 7-1/2	154769	153207	160514	160536	18
14-2/3, 7-1/3, 3-2/3	192706	161250	192704	160536	16
13, 6-1/2, 3-1/4	①197849	197732	197734	160534	14
4-1/4	②197850	197731	197733	160528	10
14, 7, 3-1/2	305079	305071	305075	160536	16

Specification 500045

① The 197849 and 197850 Modification Kits can only be used with the 154742 Modification Kit (4 lines per inch). The 197849 and 197850 Modification Kits also include the 197735, 197736, 197737 and 197840 Spur Gears shown in their respective positions in Figure 68.

FIGURE 98. VERTICAL TABULATION MODIFICATION KITS

FIGURE 99. 154770 MODIFICATION KIT TO PROVIDE VERTICAL TABULATION ON UPPER CASE "J" AND "Z" (INCLUDES THE 163535 MODIFICATION KIT IN FIGURE 109)



ⓐ Peculiar to 176569 (Selective Calling on Upper Case "J")
 ⓑ Peculiar to 157530 (Selective Calling on Upper Case "Z")

The 154771 Modification Kit to Provide Vertical Tabulation consists of all parts on this page except those marked ⓐ

Specification 500045

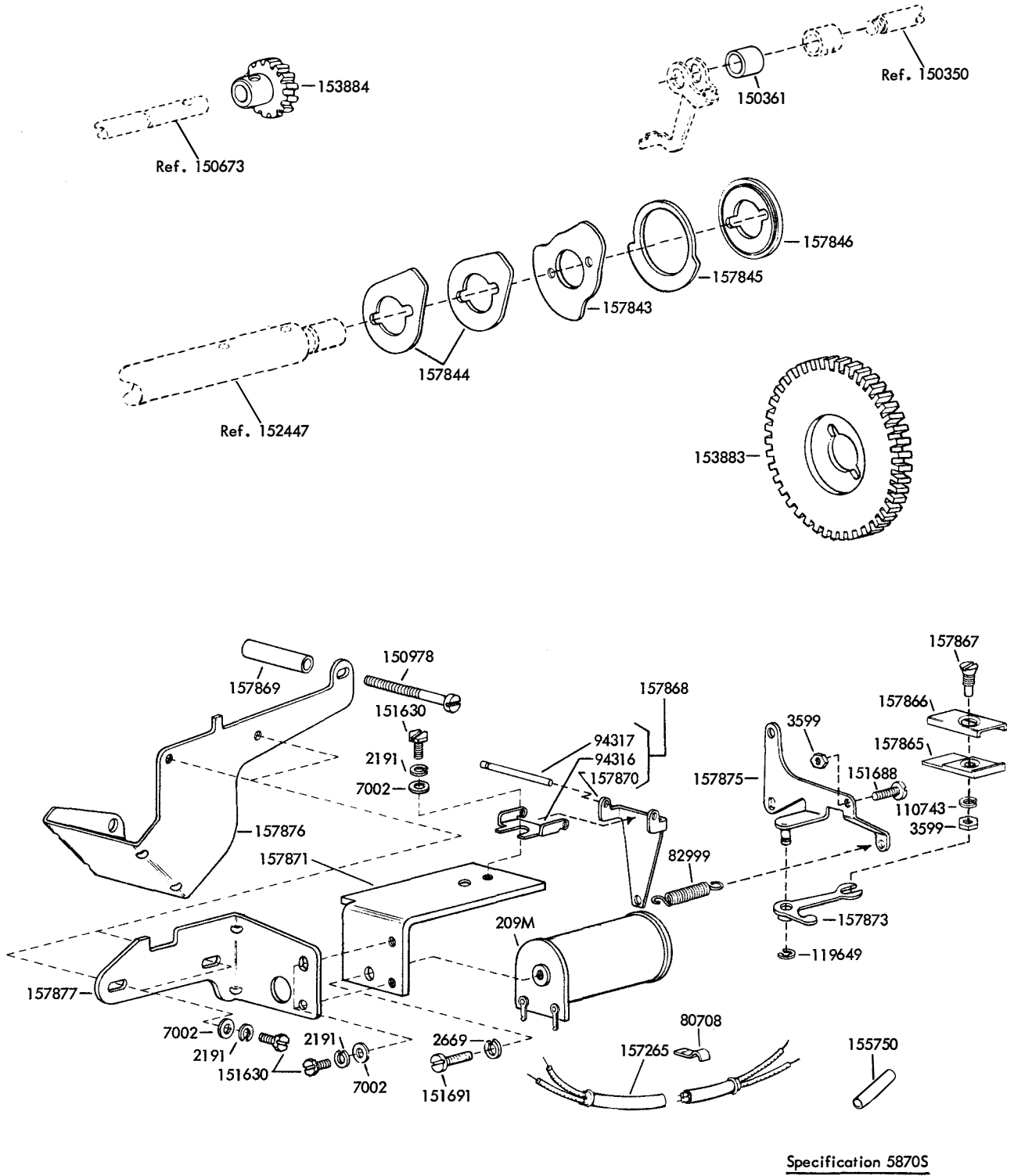


FIGURE 100. 154778 MODIFICATION KIT TO PROVIDE EXTERNAL PULSE SHIFT FEATURE
(CONTINUED ON NEXT PAGE)

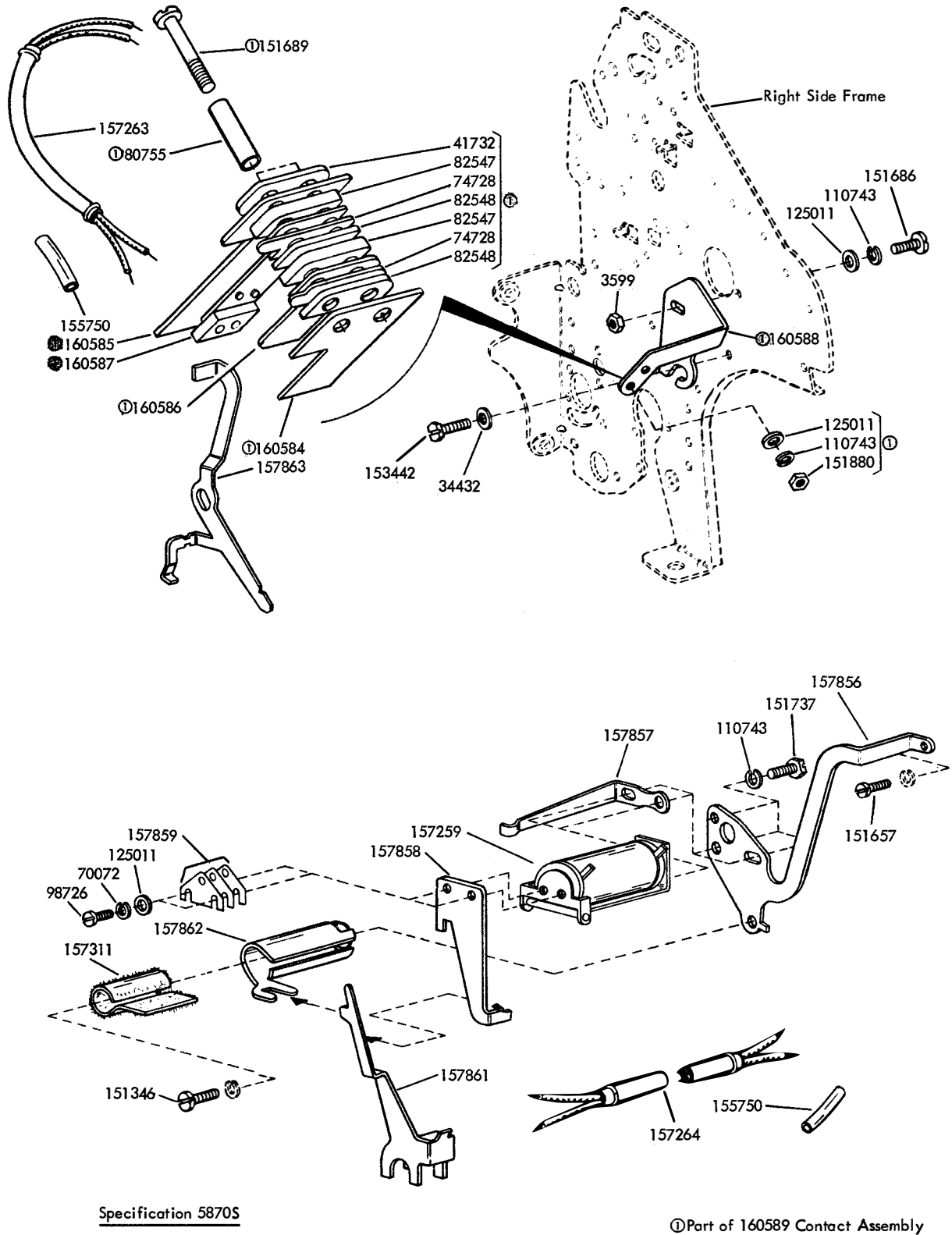
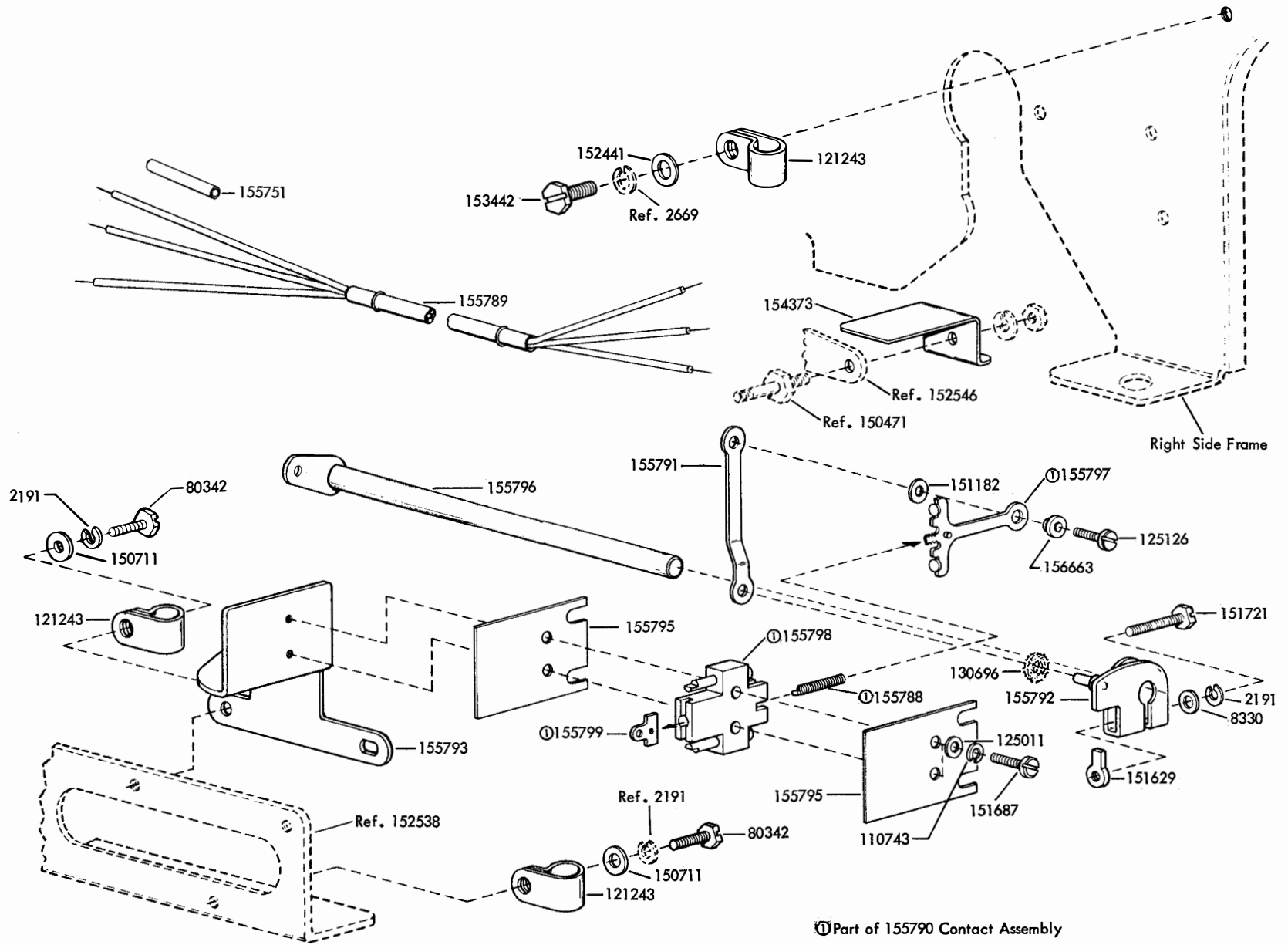


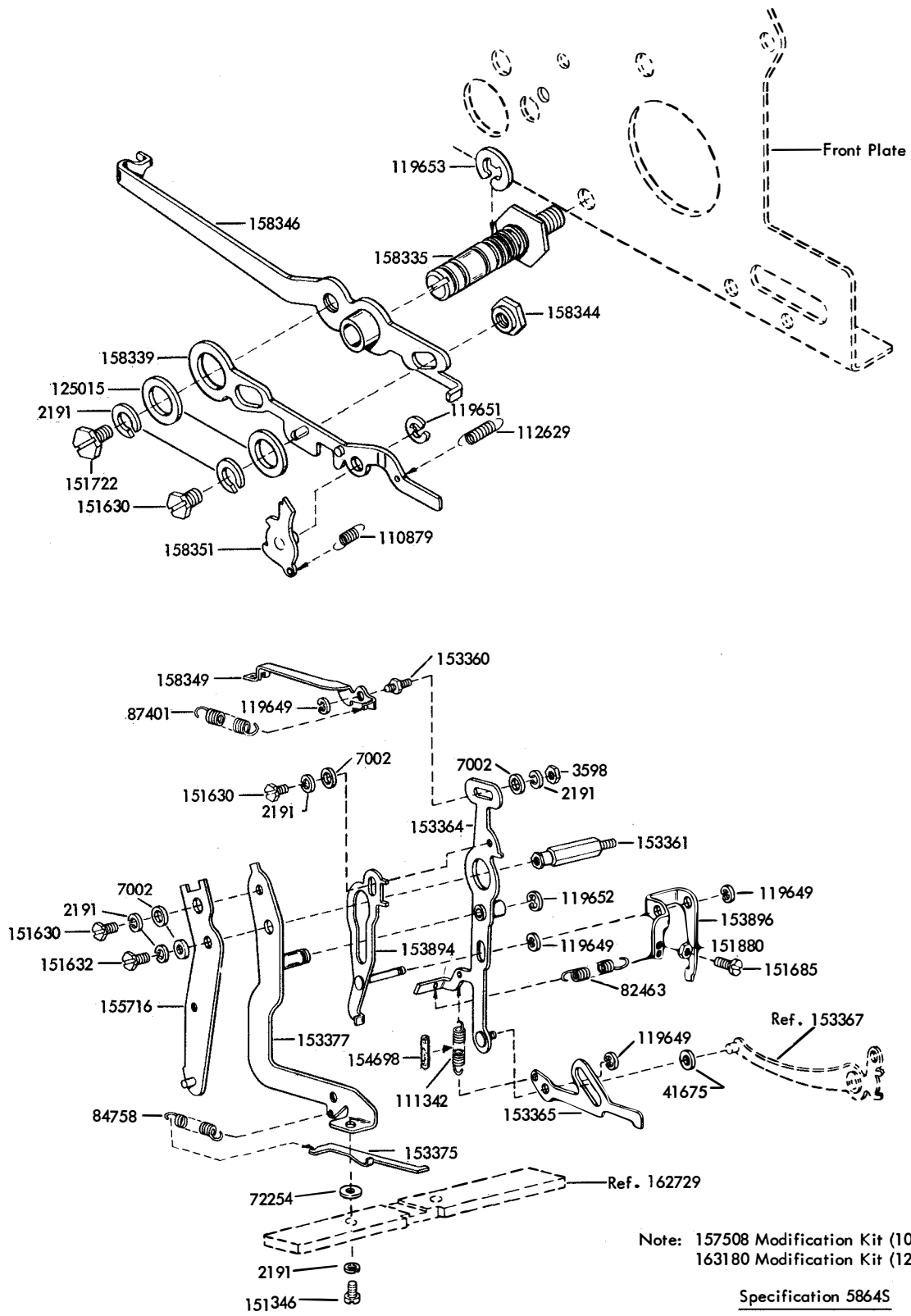
FIGURE 101. 154778 MODIFICATION KIT TO PROVIDE EXTERNAL PULSE SHIFT FEATURE (CONTINUED FROM PRECEDING PAGE)

FIGURE 102. 154785 MODIFICATION KIT TO PROVIDE UNIVERSAL CONTACTS



Ⓢ Part of 155790 Contact Assembly

Specification 58045



Note: 157508 Modification Kit (10 to inch)
 163180 Modification Kit (12 to inch)
 Specification 5864S

FIGURE 103. 157508 AND 163180 MODIFICATION KITS TO PROVIDE HORIZONTAL TABULATION
 (CONTINUED ON NEXT PAGE)

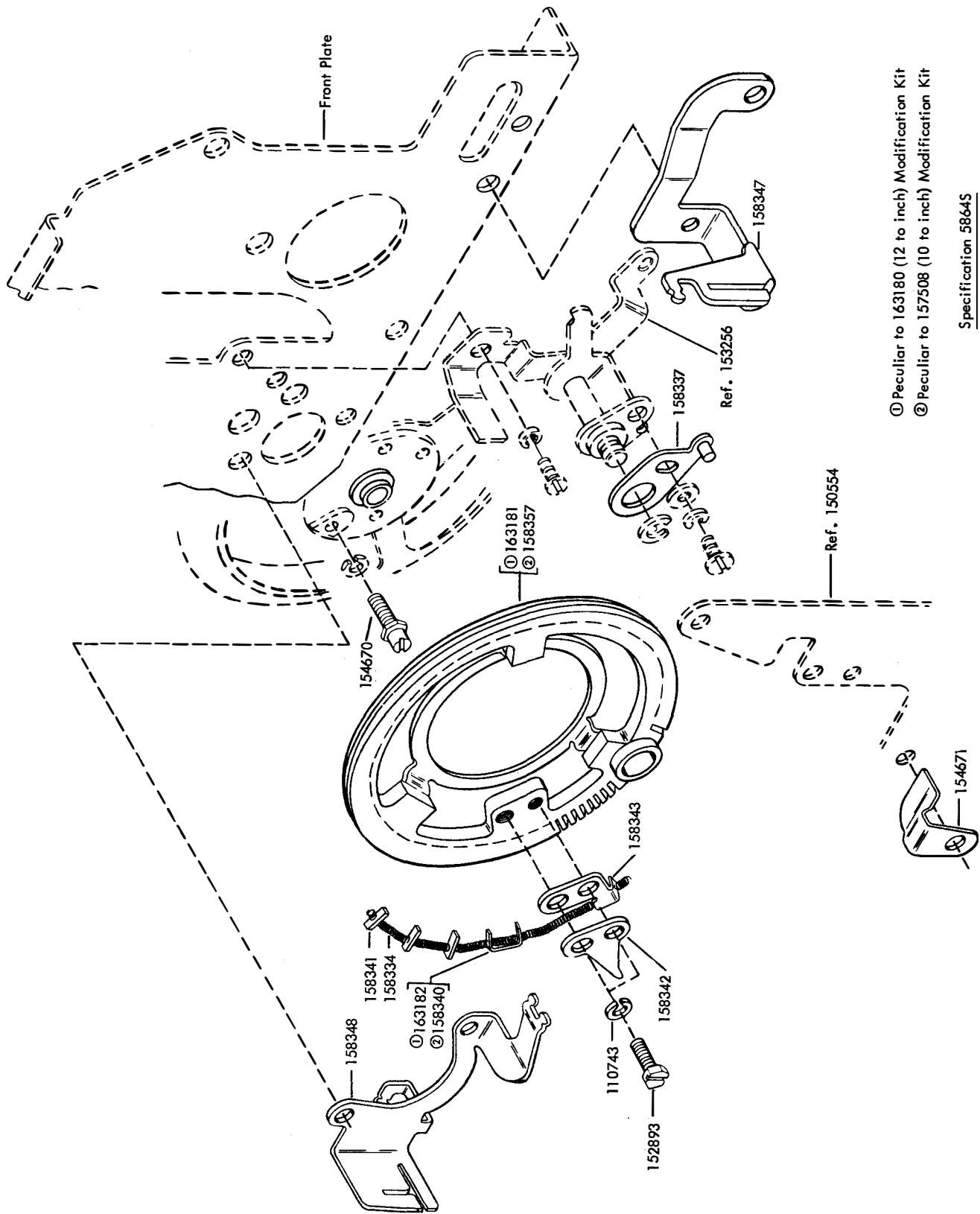


FIGURE 104. 157508 AND 163180 MODIFICATION KITS TO PROVIDE HORIZONTAL TABULATION
(CONTINUED FROM PRECEDING PAGE)

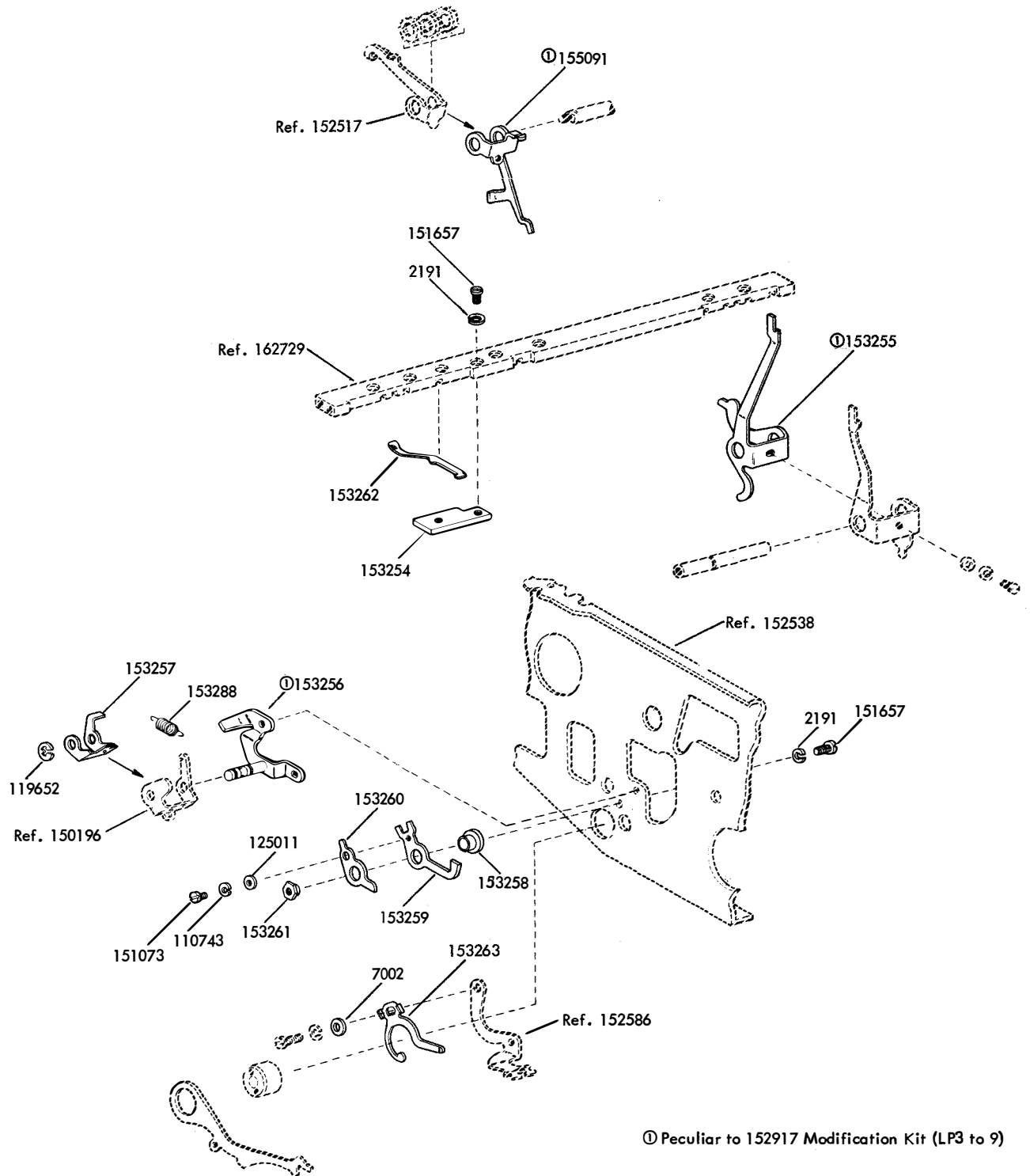
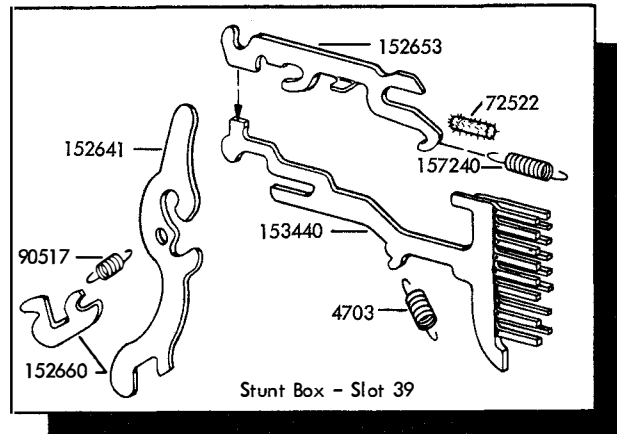
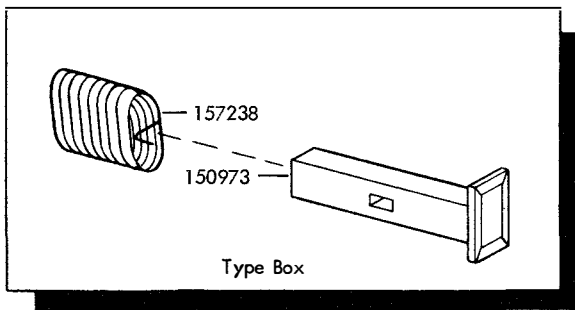
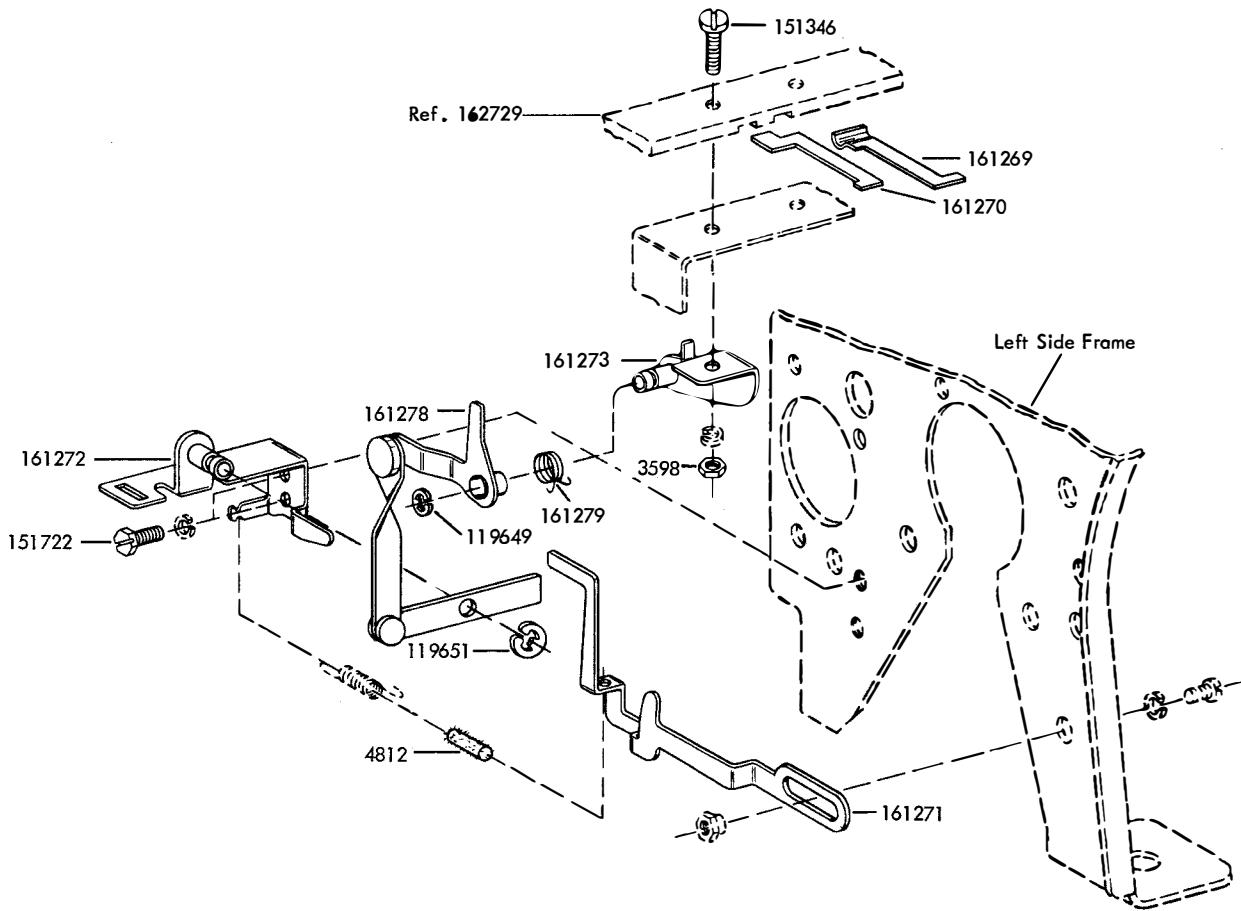


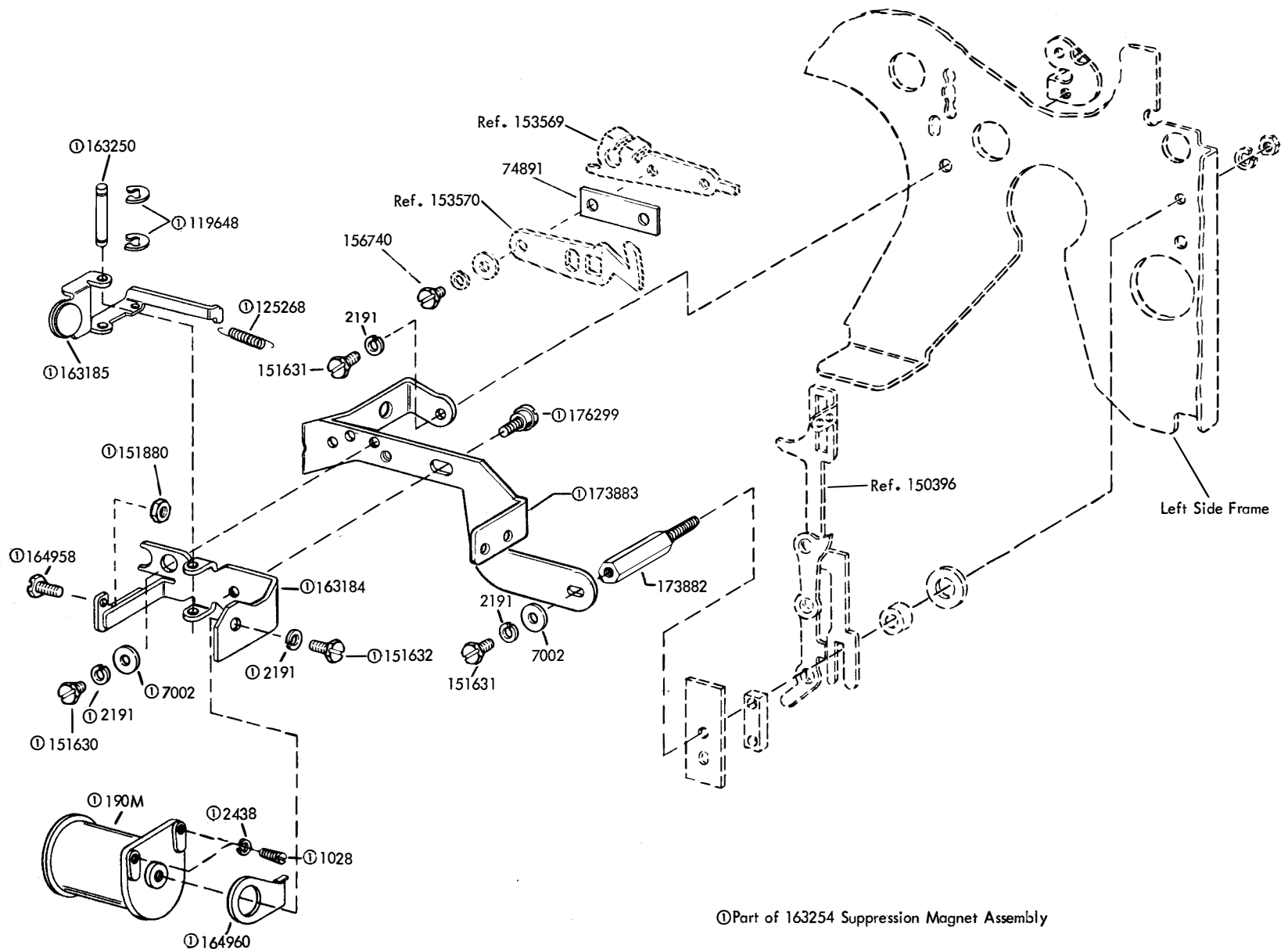
FIGURE 105. 152917 AND 157510 MODIFICATION KITS TO PROVIDE LOCAL BACK SPACE



Specification 5898S

FIGURE 106. 161280 MODIFICATION KIT TO PROVIDE ON-LINE REVERSE LINE FEED

FIGURE 107. 163183 MODIFICATION KIT TO PROVIDE D. C. MAGNET OPERATED PRINT SUPPRESSION



Part of 163254 Suppression Magnet Assembly

Specification 59465

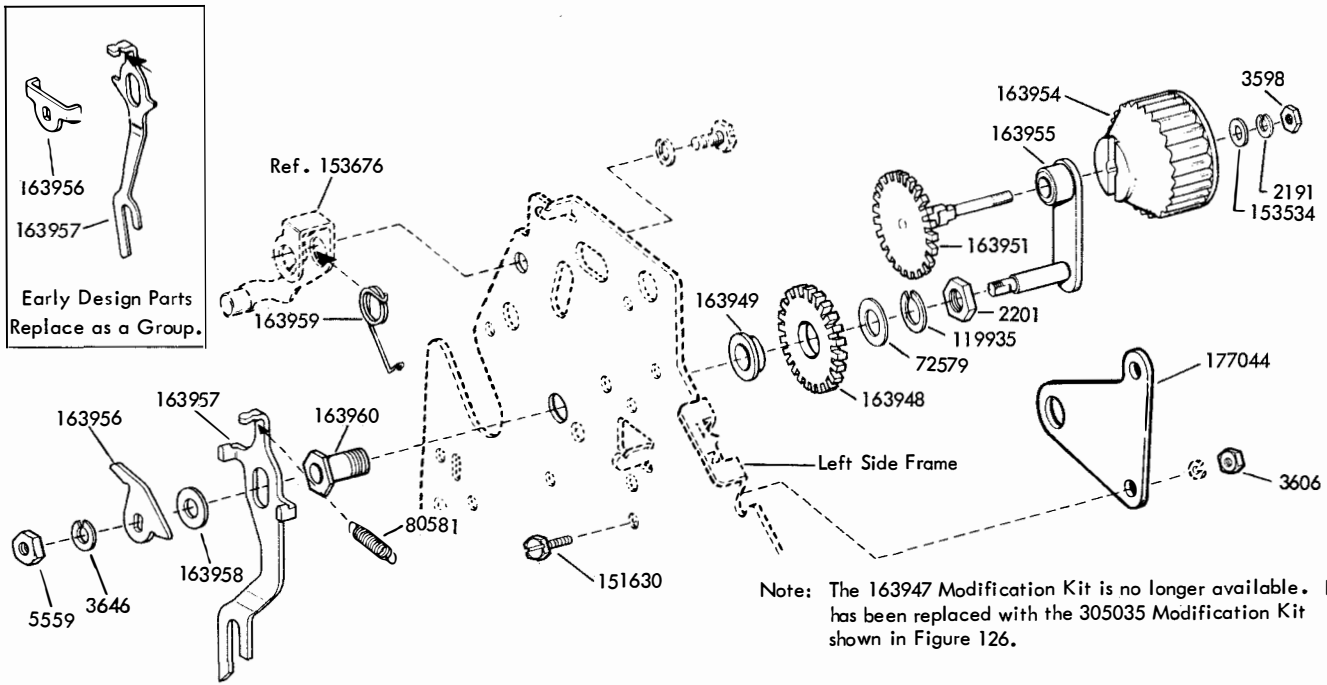


FIGURE 108. 163947 MODIFICATION KIT TO PROVIDE IMPROVED MANUAL PLATEN LINE FEED

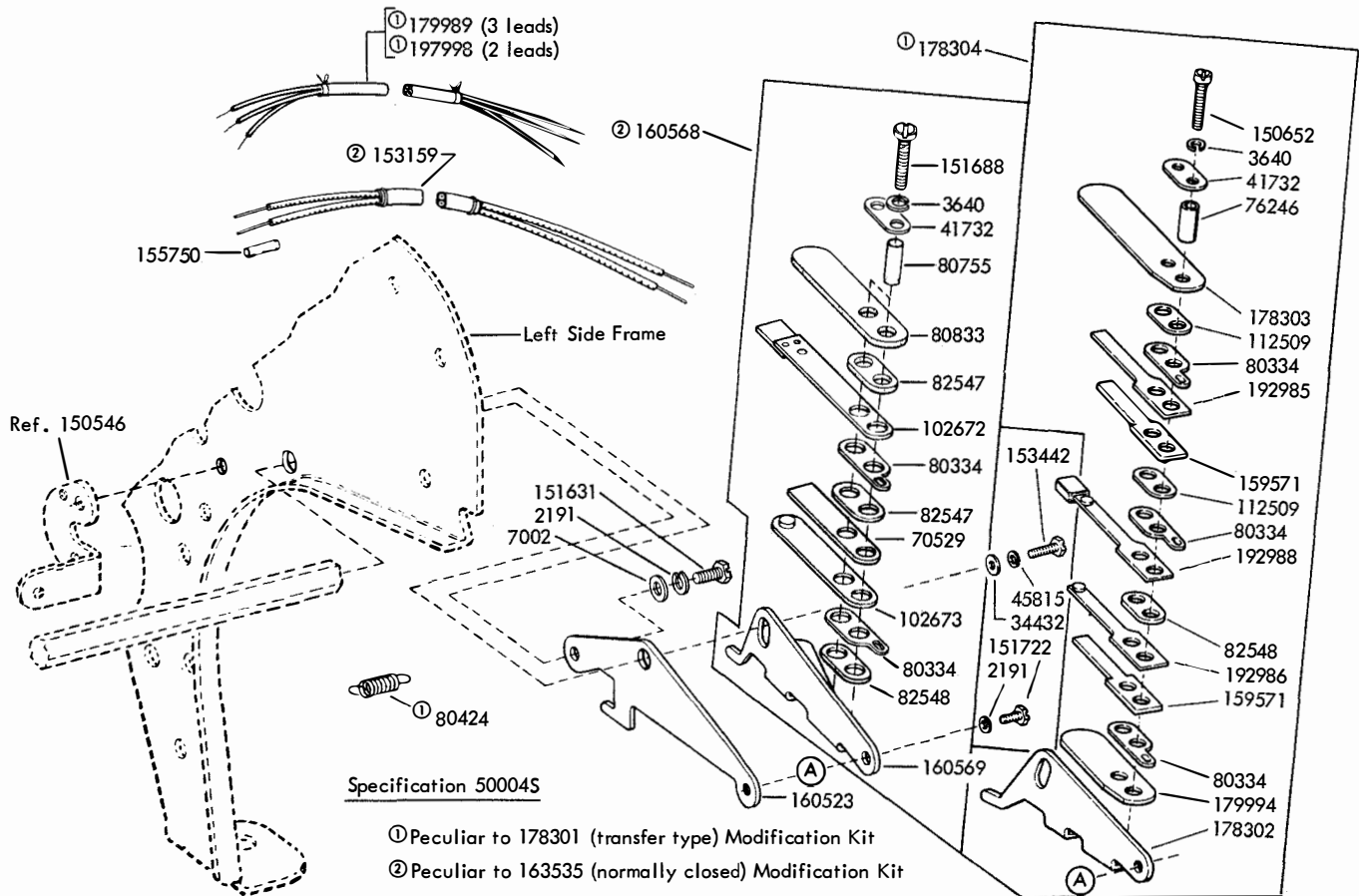
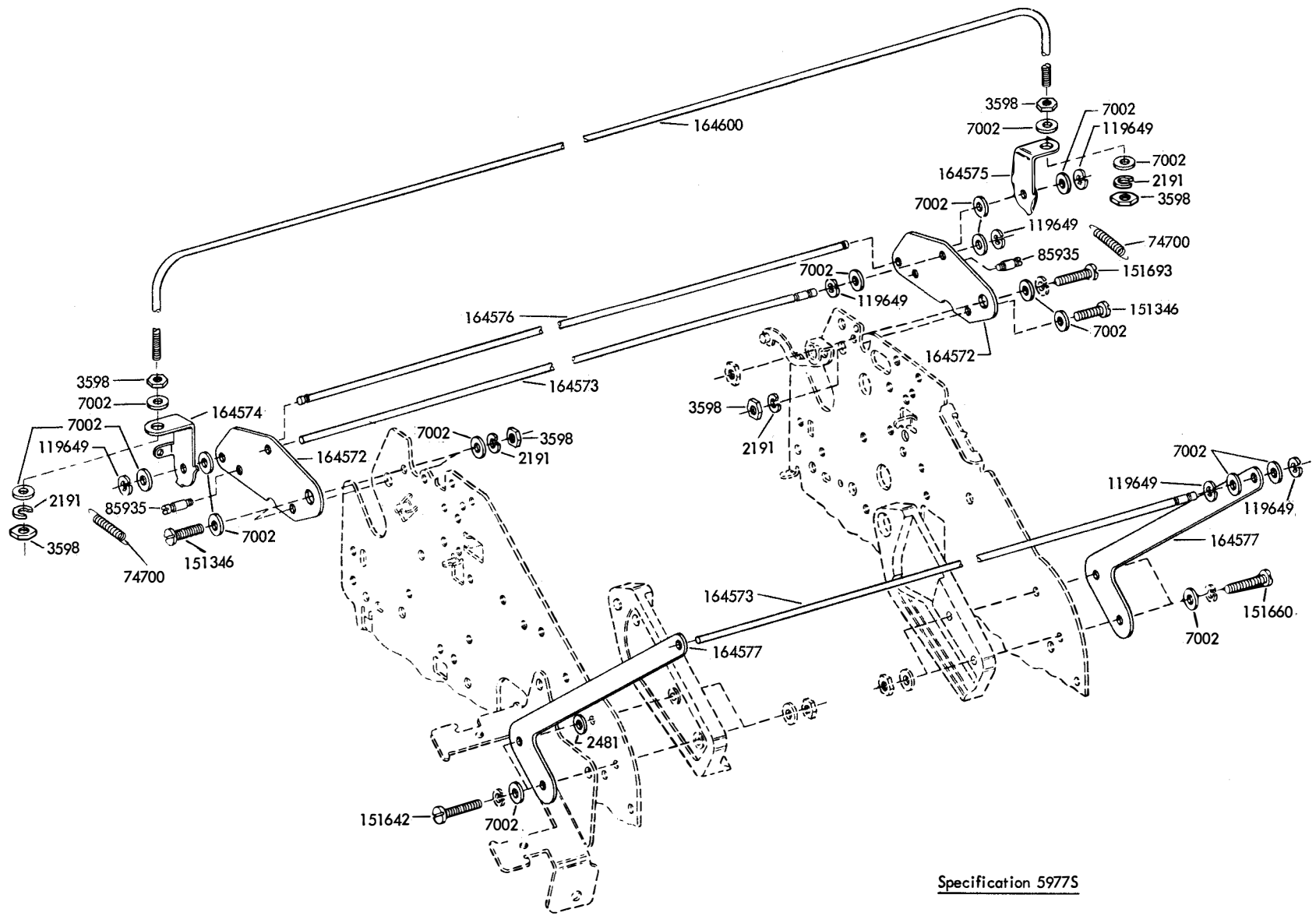


FIGURE 109. 163535 AND 178301 MODIFICATION KITS TO PROVIDE TRANSMITTER CONTROL FOR THE VERTICAL TABULATOR

FIGURE 110. 164270 MODIFICATION KIT TO PROVIDE COPY DISPLAY



Specification 59775

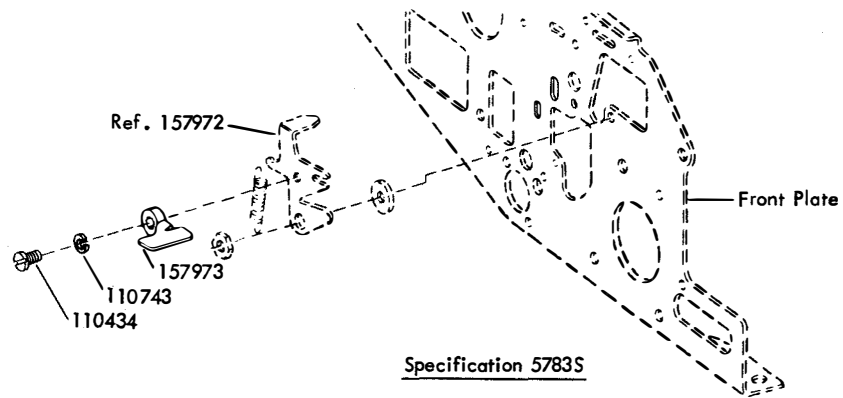


FIGURE 111. 157514 MODIFICATION KIT TO PROVIDE AUTOMATIC CARRIAGE RETURN AND LINE FEED

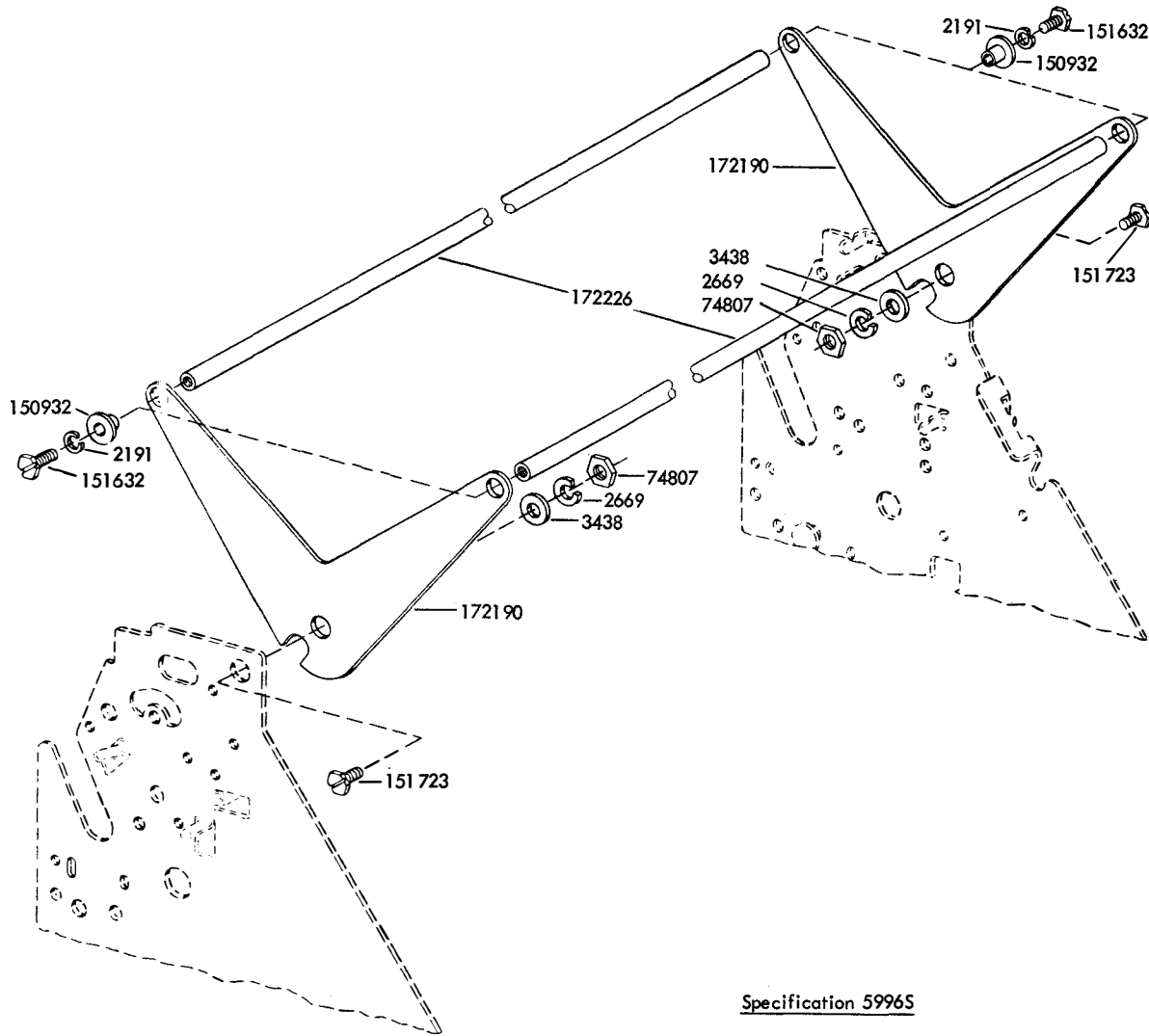
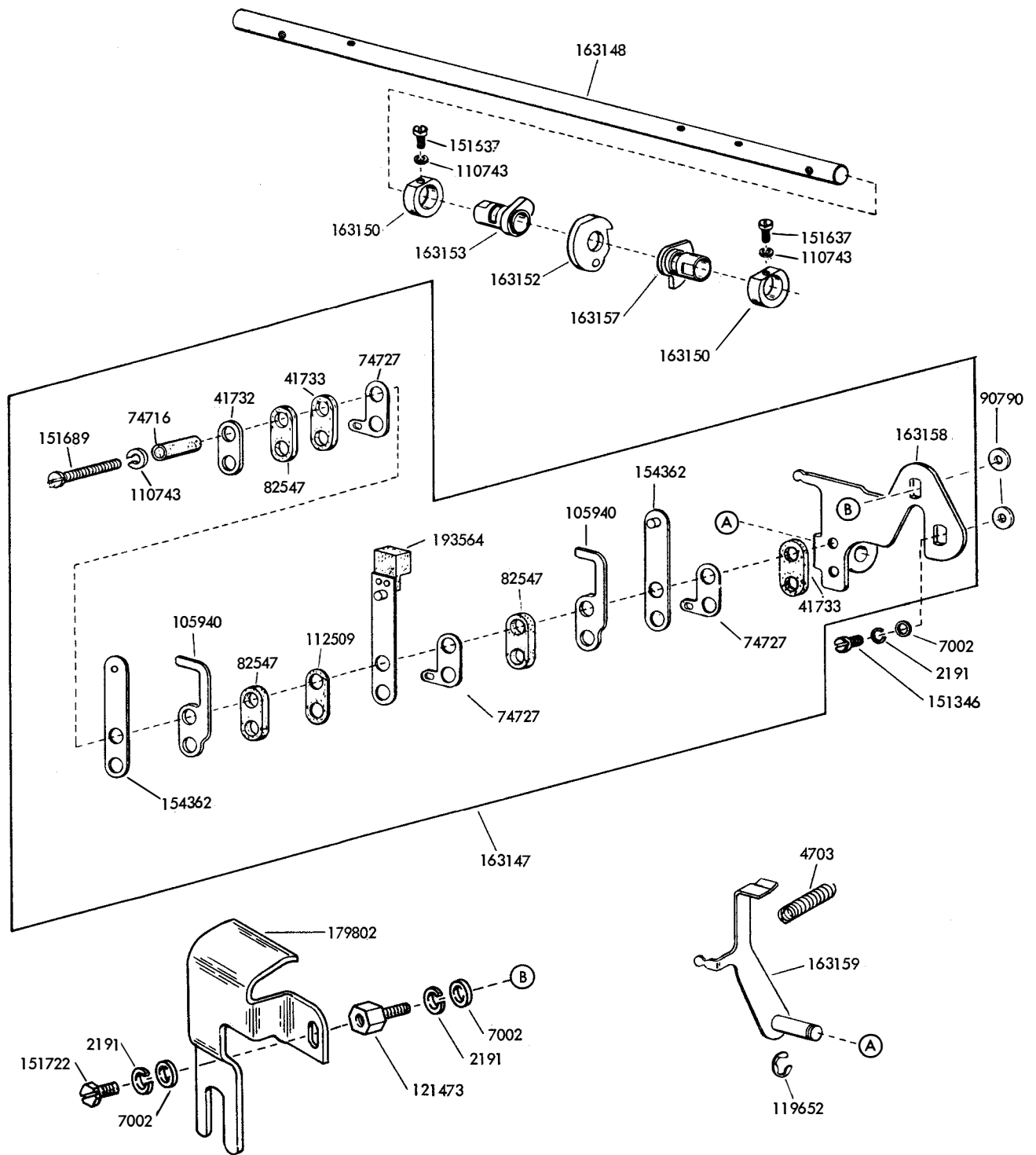


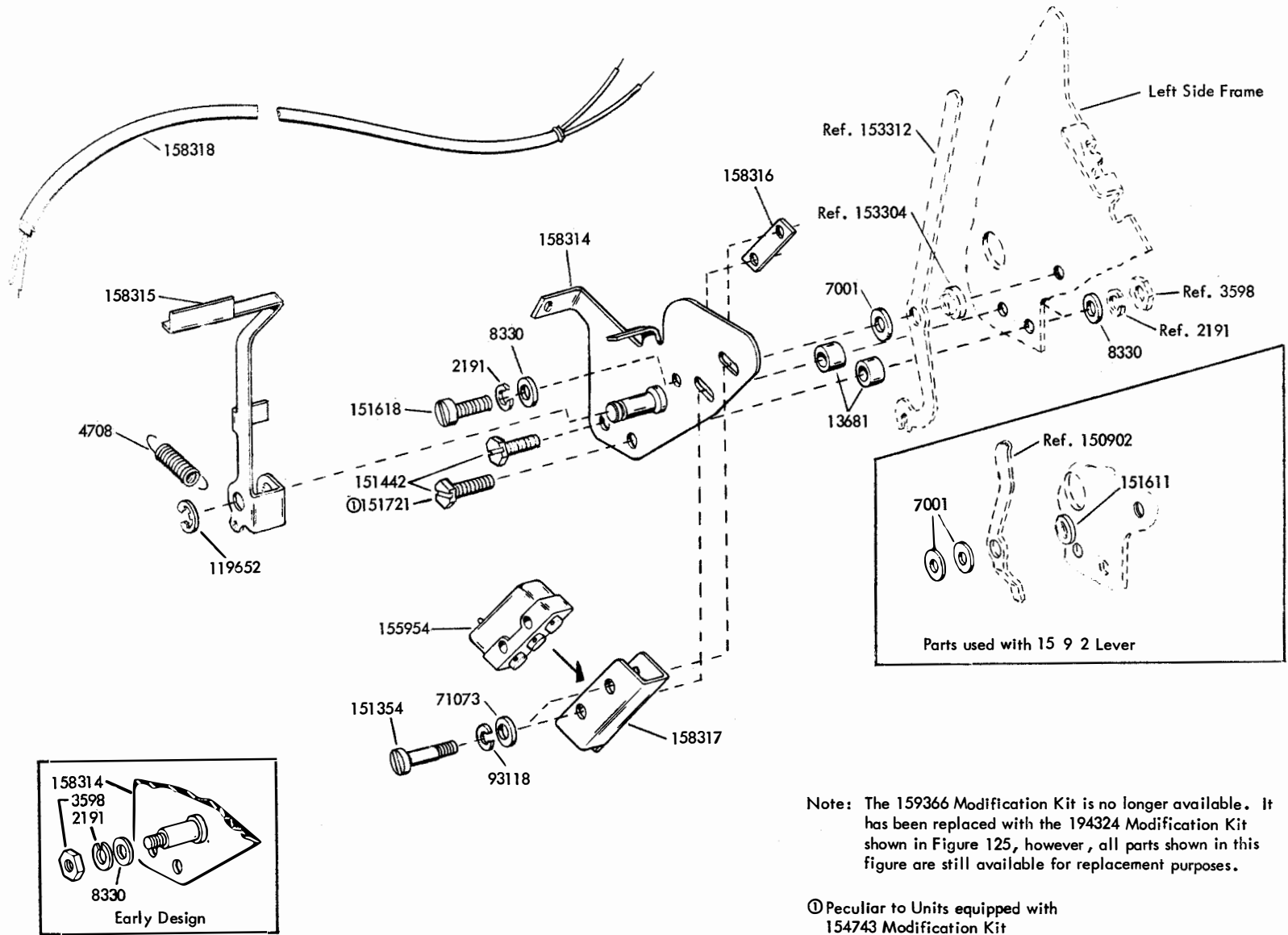
FIGURE 112. 172181 MODIFICATION KIT TO PROVIDE COPY DISPLAY



Specification 58045

FIGURE 113. 163146 MODIFICATION KIT TO PROVIDE UNIVERSAL CONTACT

FIGURE 114. 159366 MODIFICATION KIT TO PROVIDE A FRICTION FEED
 PRINTER WITH PAPER-OUT ALARM

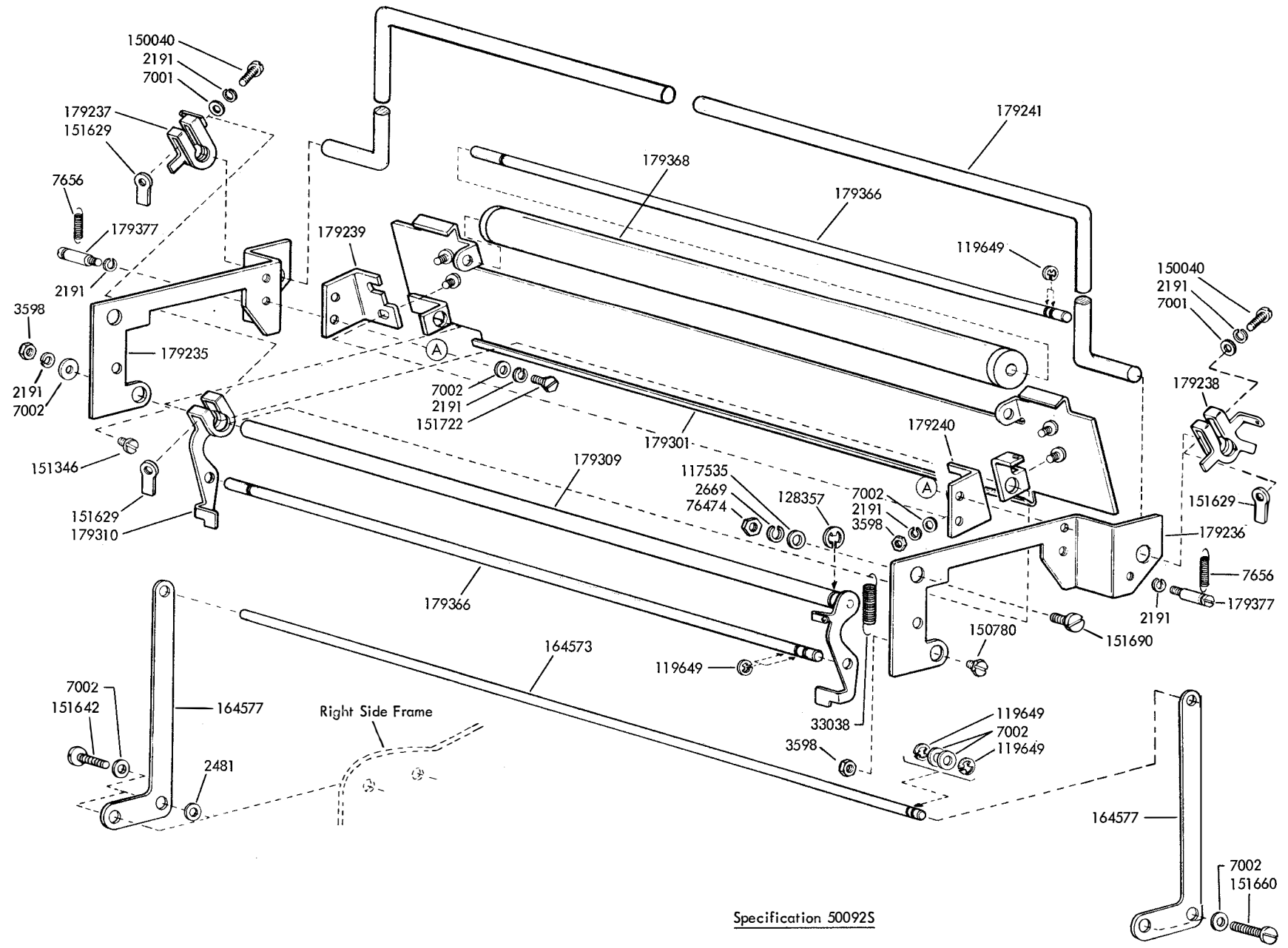


Note: The 159366 Modification Kit is no longer available. It has been replaced with the 194324 Modification Kit shown in Figure 125, however, all parts shown in this figure are still available for replacement purposes.

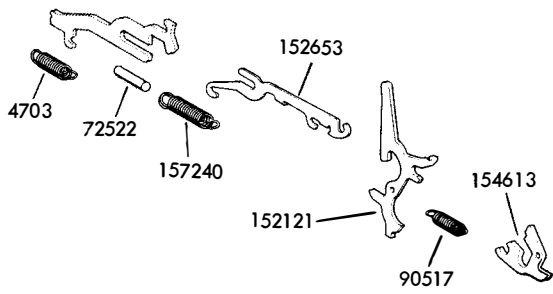
① Peculiar to Units equipped with 154743 Modification Kit

Specification 58885

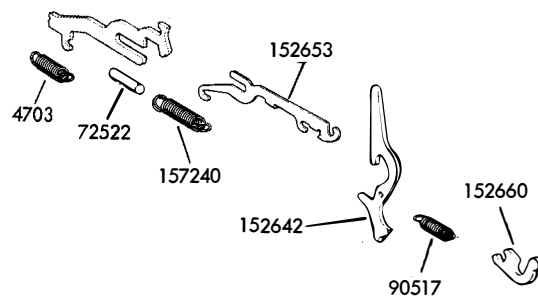
FIGURE 115. 179369 MODIFICATION KIT TO PROVIDE COPY DISPLAY



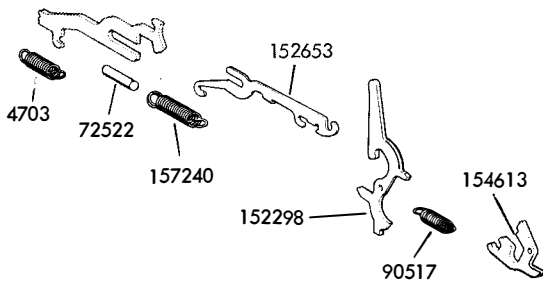
Specification 500925



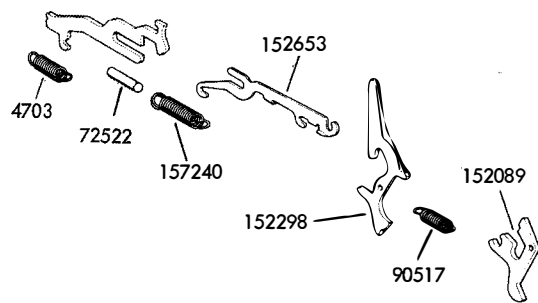
153915 (sequential)



153916 (without latching)

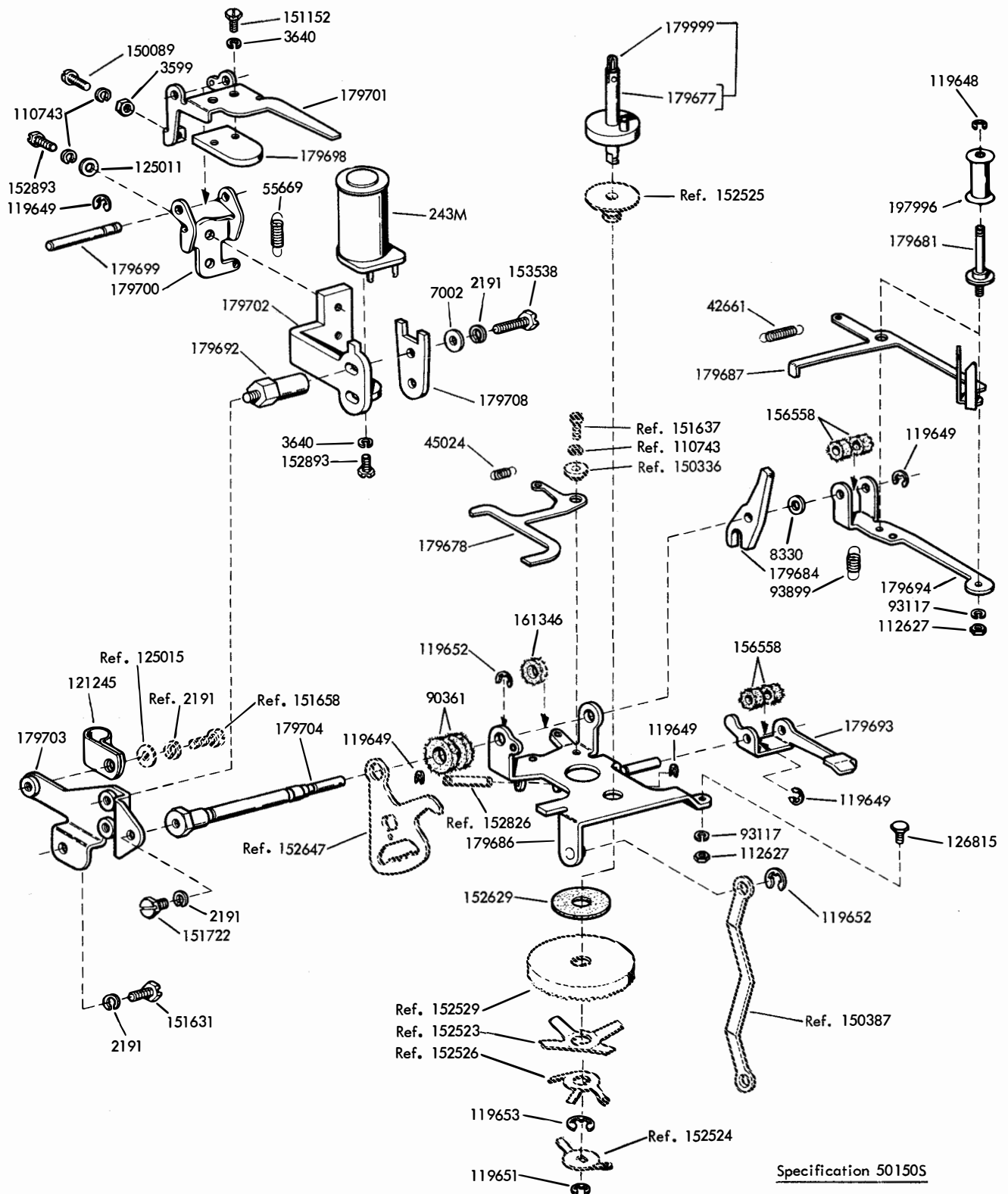


153917 (latching by stripper bail latch)



153918 (latching with release latch)

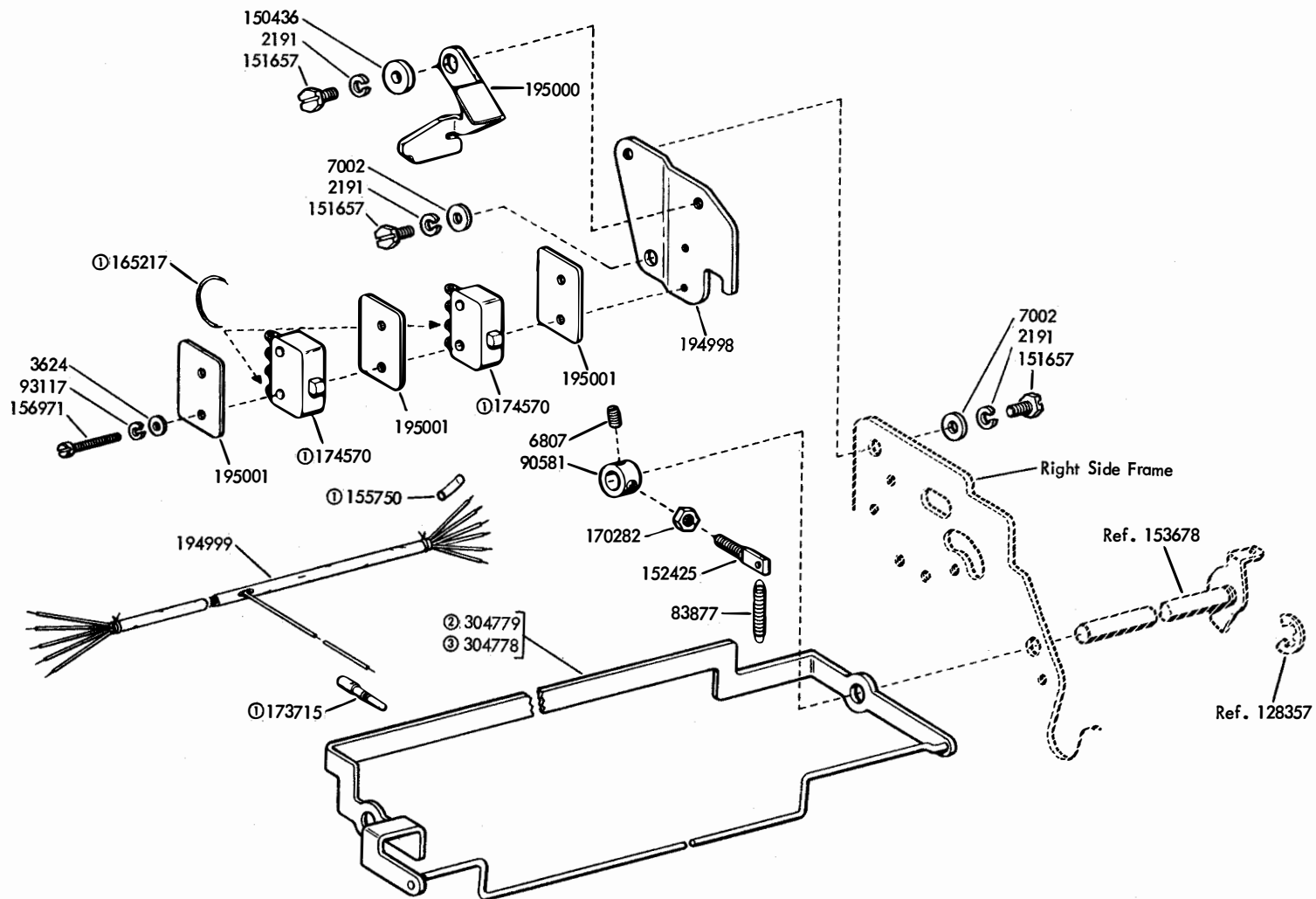
FIGURE 116. SELECTIVE CALLING FUNCTION LEVER MODIFICATION KITS



Specification 50150S

FIGURE 117. 179724 MODIFICATION KIT TO PROVIDE TWO COLOR RIBBON PRINTING - RIGHT SIDE (CONTINUED ON NEXT PAGE)

FIGURE 119. 194995 AND 199245 MODIFICATION KITS TO PROVIDE PAPER JAM ALARM



- ① Part of 194999 Cable Assembly
- ② Peculiar to 194995 Modification Kit (8-1/2" wide paper)
- ③ Peculiar to 199245 Modification Kit (6-1/4" wide paper)

Specification 501355

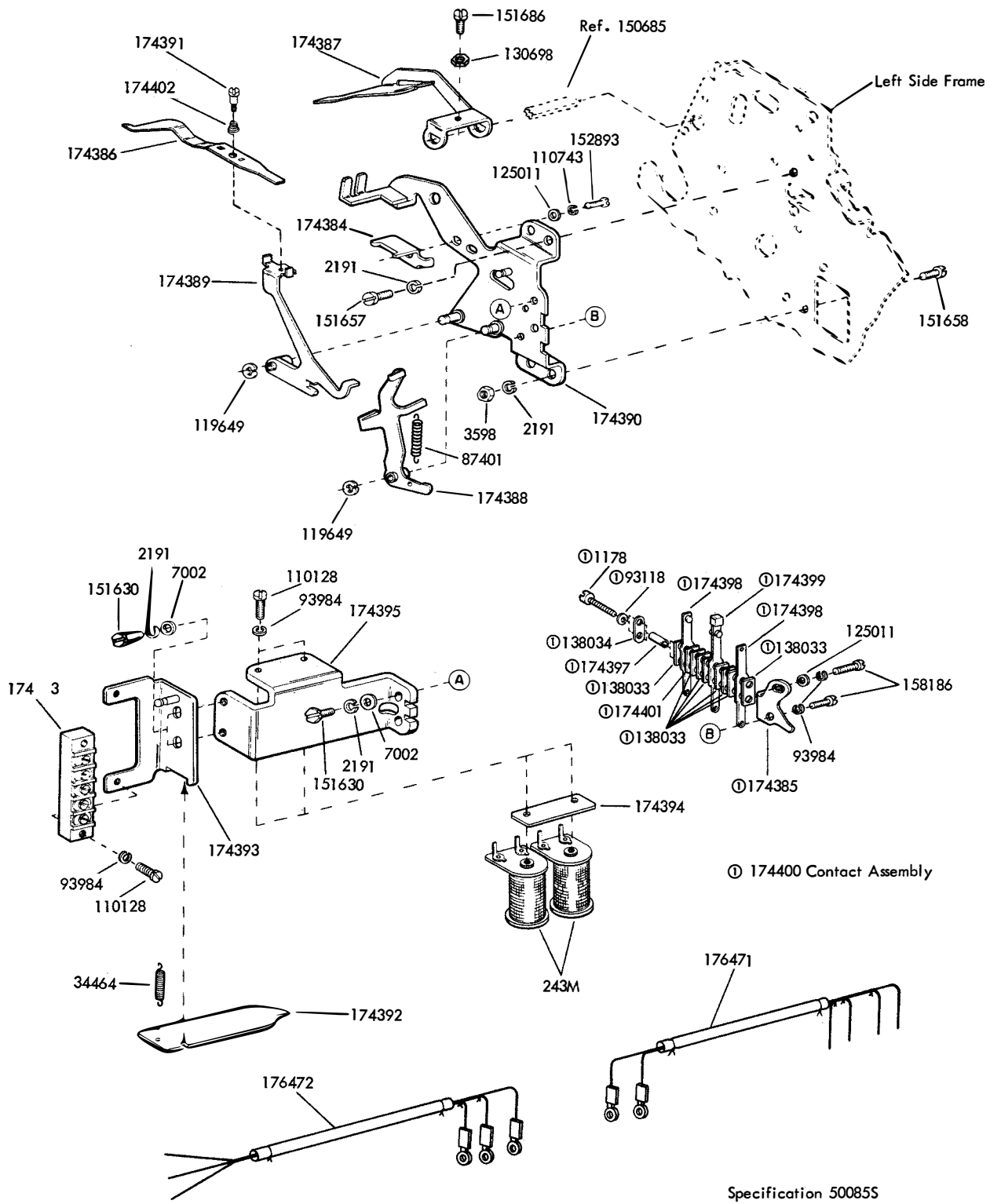
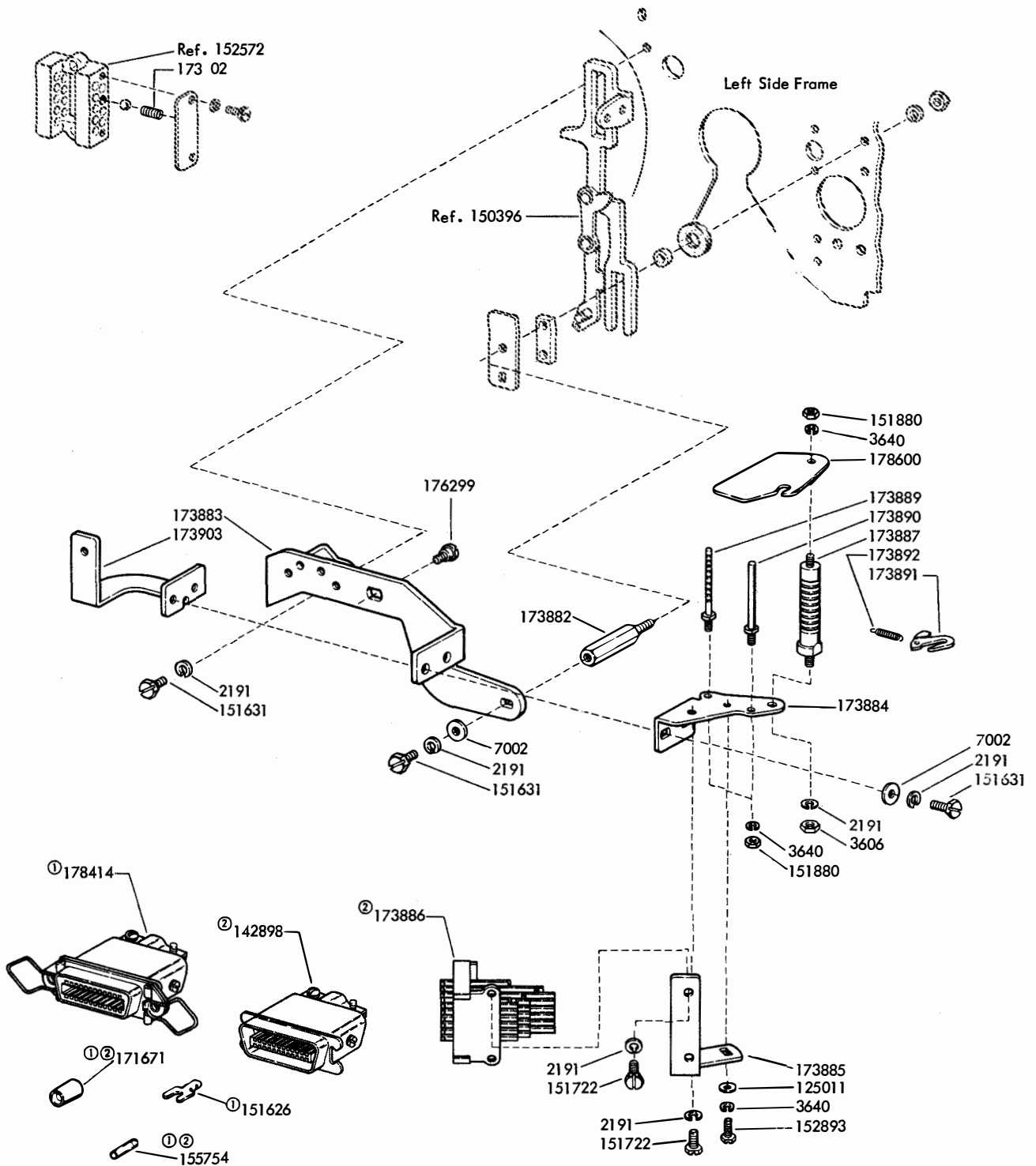


FIGURE 120. 174043 MODIFICATION KIT TO PROVIDE PAPER FEED FAILURE INDICATOR

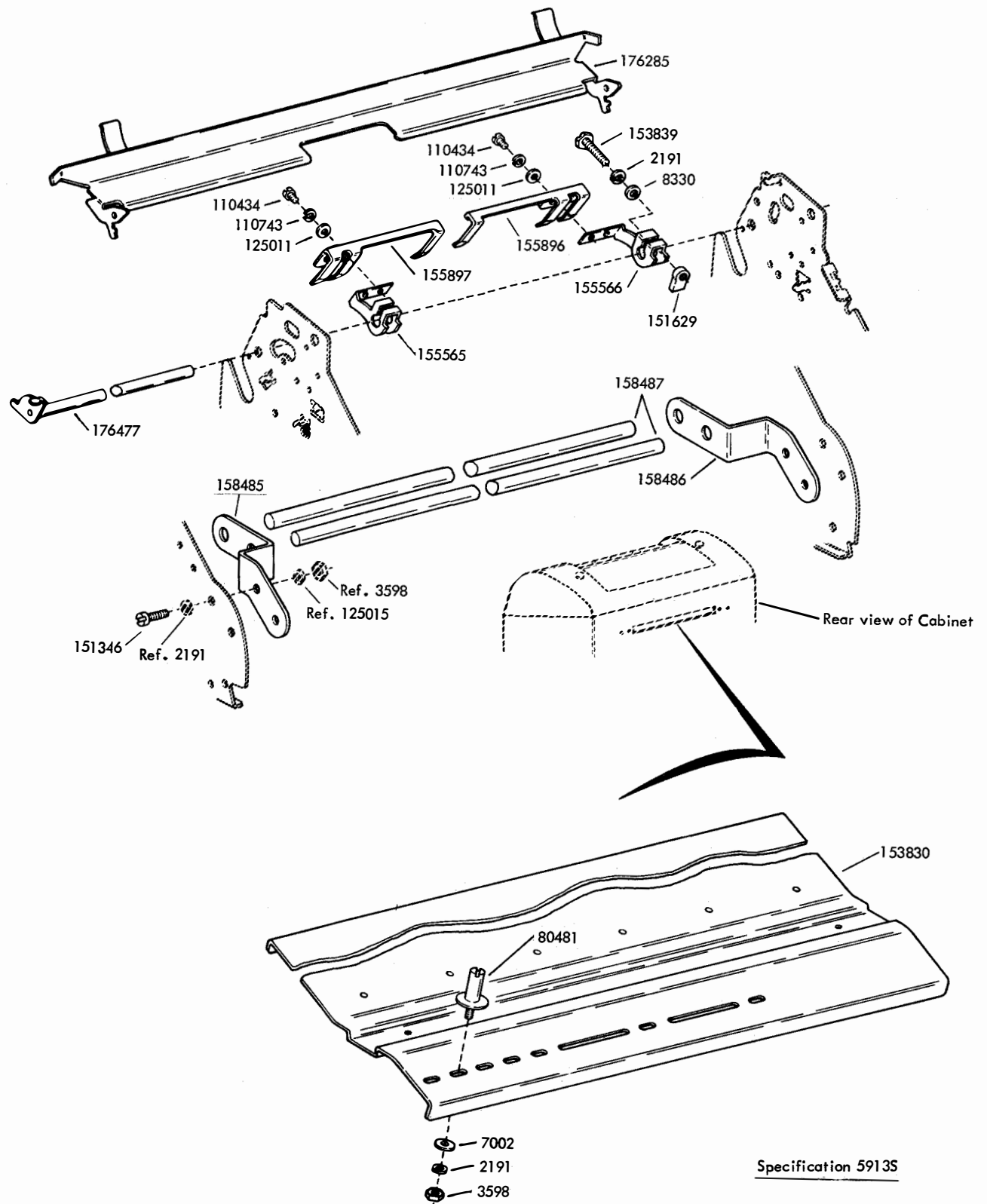


Note: The 198394 Modification Kit also includes the 163146 Modification Kit shown in Figure 113 and the 192566 and 192567 Link Assemblies shown in Figure 34.

Specification 50069S

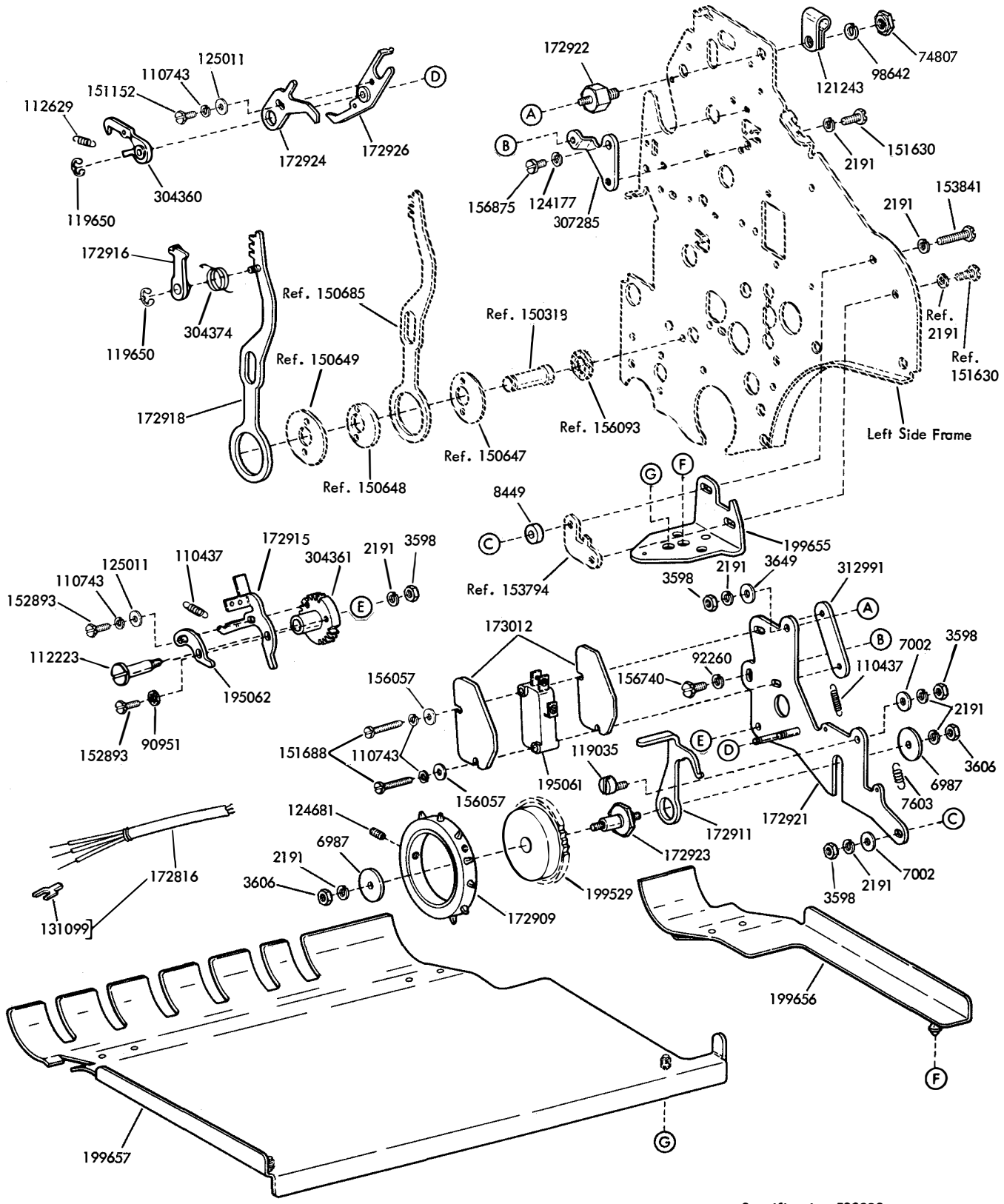
- ① Part of 198655 Cable Assembly
- ② Part of 198656 Cable Assembly

FIGURE 121. 198394 MODIFICATION KIT TO PROVIDE UNIVERSAL CONTACTS



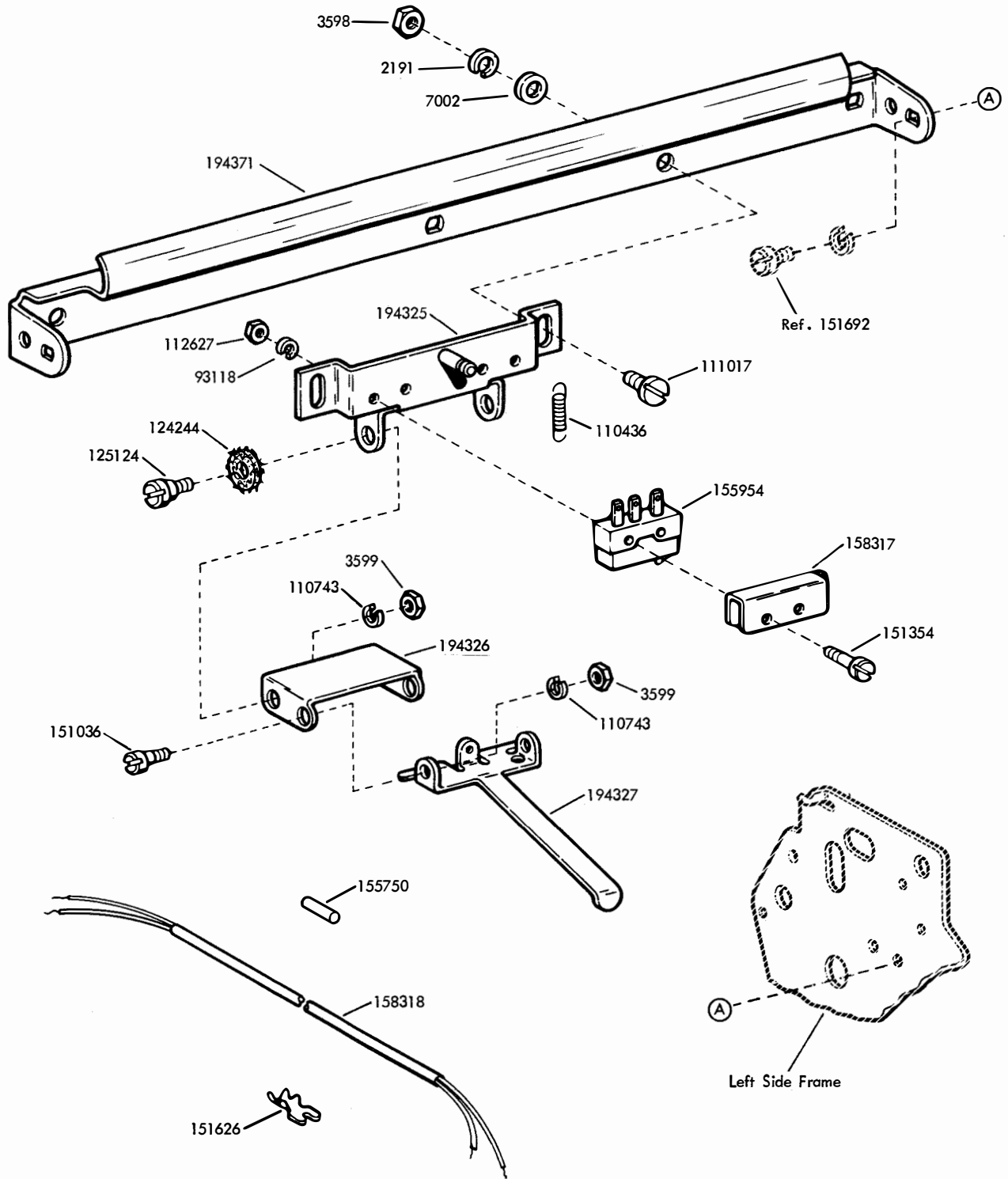
Specification 59135

FIGURE 123. 154798 MODIFICATION KIT TO PROVIDE SUPERFOLD FRICTION FEED PAPER HANDLING



Specification 503285

FIGURE 124. 194092 MODIFICATION KIT TO PROVIDE PAPER MOTION ALARM



Specification 58885

FIGURE 125. 194324 MODIFICATION KIT TO PROVIDE A PAPER-OUT ALARM SWITCH

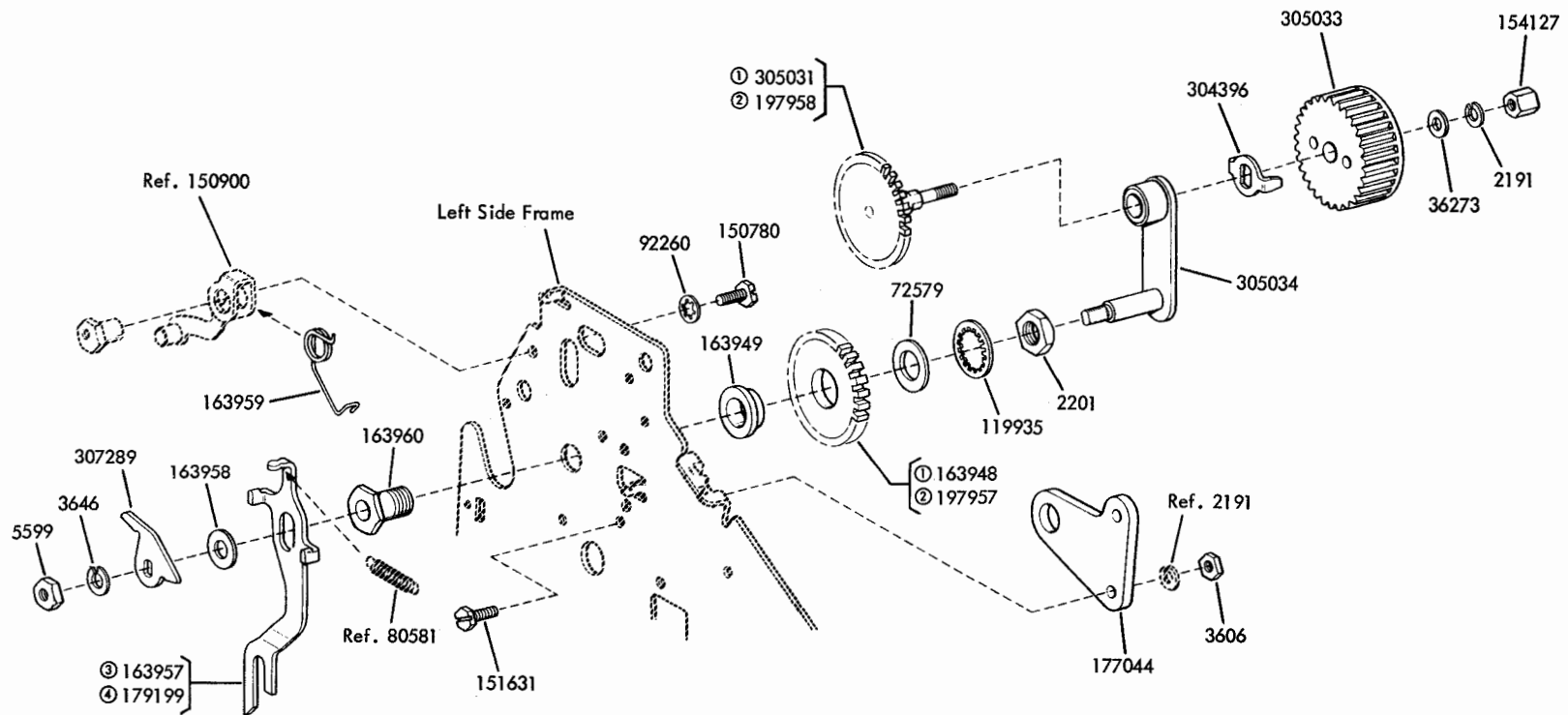


FIGURE 126. 305035, 305036 AND 307065 MODIFICATION KITS TO PROVIDE IMPROVED MANUAL PLATEN LINE FEED

- ① Part of 305035 and 305036 Modification Kits (3 or 6 line feeds per inch)
- ② Part of 307065 Modification Kit (4 or 8 line feeds per inch)
- ③ Black oxide coated - part of 305035 and 307065 Modification Kits (for Sprocket Feed Printers)
- ④ Nickel plated - part of 305036 Modification Kit (for Friction Feed Printers)

Specification 5949S

NOTES OF EXPLANATION

- Note 1: (Figure 4) Parts shown in Figure 4 are peculiar to LP68.
- Note 2: (Figure 7) The 150098 Pressure Bail is no longer available. It has been replaced by a 157290 Pressure Bail. When replacing the 150098 with the 157290 Pressure Bail, two 150269 Rollers and four 150266 Guide Levers are removed. All other parts are available for maintenance.
- Note 3: (Figure 10) The 153317 Bearing Bracket is no longer available. It has been replaced by a 157990 Bearing Bracket, a 157991 Stud, a 2669 Lock Washer and a 112626 Screw.
- Note 4: (Figures 11 and 13) Parts shown in Figures 11 and 13 are peculiar to LP98.
- Note 5: (Figure 16) The 153560 Cam Shaft is no longer available. It has been replaced by a 154789 Modification Kit to replace the 153560 Cam Shaft and associated parts (see Figure 14 for components).
- Note 6: (Figure 16) The 153573 Bail has been redesigned but retains its original number (see Figure 14 for late design).
- Note 7: (Figure 17) The 153700 Platen Hub has been replaced by a new 154358 Platen Hub. The 153751 through 153767 Rubber Platens have been replaced by new 176221 through 176237 Rubber Platens. The new platen hub may be identified by ① a rectangular groove in the platen locating diameter of the hub (for a neoprene "O" ring) and ② a shoulder to act as a stop for the platen. The early design rubber platen has ① formed lugs to position the platen against the hub and ② the inside diameter is increased at each end to fit the platen hub. The new rubber platen has no positioning lugs and the inside diameter is uniform from end to end. The old style rubber platens can be used with the new hubs, but the new rubber platens cannot be used with the old style hubs.
- Note 8: (Figure 22) Since the type box alignment cannot be adjusted, the 152502 Type Box Carriage Plate is no longer available. It has been replaced by a 152502 Modification Kit to provide Type Box Alignment (See Figure 21 for components).
- Note 9: (Figure 28) The 154625 Space Suppression Ring is used on LP6, LP7, LP8 and LP9.
- Note 10: (Figure 31) The 150953 Slide Assembly is no longer available. It has been replaced by a 153183 Slide Assembly and a 153946 Modification Kit to provide improved Horizontal Positioning Knee Link Assembly (see Figures 30 and 34 for components).
- Note 11: (Figure 31) The 150531 Clamp Plate is no longer available. It has been replaced by a 164316 Clamp Plate (shown in Figure 30).
- Note 12: (Figure 32) The 3649 Flat Washer and 153884 Gear are used on LP8.
- Note 13: (Figure 32) The 150438 Bellcrank is used on LP3 and LP8.
- Note 14: (Figure 35) The 152569 and 152570 Shift Slide Drive Linkages are no longer available. They are replaced by a 153946 Modification Kit to provide improved Horizontal Positioning Knee Link Assembly (see Figure 34 for components).
- Note 15: (Figure 35) The 150757 Arm is no longer available. It has been replaced by a 170079 Arm.
- Note 16: (Figure 41) The 152434 Plate is no longer available. It has been replaced by a 153904 Modification Kit to provide improved Range Scale Sector Mounting (see Figure 39 for components).
- Note 17: (Figure 41) The 153491 Plate is no longer available. It has been replaced by a 154723 Modification Kit to provide improved Range Scale Sector Mounting (see Figure 39 for components).
- Note 18: (Figure 41) The 152439 Shaft is no longer available. It has been replaced by a 157261 Shaft and a 119648 Retaining Ring.
- Note 19: (Figure 42) Parts shown enclosed are peculiar to LP94.
- Note 20: (Figure 44) The 152413 Magnet Bracket is no longer available. It has been replaced by a 164386 Magnet Bracket.
- Note 21: (Figure 44) The 152422 Armature is no longer available. It has been replaced by a 160180 Armature.
- Note 22: (Figure 44) The 152424 Stop Plate is no longer available. It has been replaced by a 160184 Stop Plate.
- Note 23: (Figure 48) The 152554 Code Bar is used on LP3.
- Note 24: (Figure 48) The 150285 Tie Bar and the 152721 Code Bar are used on LP3, LP4, LP5 and LP7.
- Note 25: (Figure 50) The old 152560 Pallet Box Rear Plate previously shown is no longer available. It is replaced by the 194054 Set of Parts consisting of a Front Plate and Rear Plate shown in Figure 50. The new plates are identified by a letter "X" stamped in the top center of each plate between the "LTRS" and "FIGS" stamping. The "X" is omitted on the old plates. New and old style plates are interchangeable in pairs only. The old 154616 Pallet Box Front Plate previously shown is still available for replacement purposes.
- Note 26: (Figure 51) The old and new style type boxes may be identified by the depth of the Pallet Box Front Plate (new style being shallower). The old style pallets cannot be used in the new style type boxes. New style pallets can be used in either new or old style type boxes. The old style 150077 Pallet Spring is no longer available and is replaced by a new style 157238 Pallet Spring. Only the new style spring can be used universally with either the new or old style typepallets and typeboxes. However, the old style springs can be used with the new style pallets in an old style type box. The old and new style pallets may be identified by the length of the shank from the rear of the pallet head to the far end of the elongated hole. (The old style being the longer — See Figures 50 and 51).
- Note 27: (Figure 60) The switch assemblies shown in Figure 60 are no longer available. They have been replaced by new style switch assemblies shown in Figure 59. The replacements are as follows: The 155917 through 155924 Switch Assemblies have been replaced by 172600 through 172608 Switch Assemblies respectively. The 157070 through 157100 Switch Assemblies have been replaced by 172500 through 172530 Switch Assemblies respectively. The 160192 through 160197

NOTES OF EXPLANATION (continued)

Switch Assemblies have been replaced by 172531 through 172536 Switch Assemblies respectively. The 160198 Switch Assembly has been replaced by a 172534 Switch Assembly. The 160199 through 160218 Switch Assemblies have been replaced by 172538 through 172557 Switch Assemblies respectively. The 160219 Switch Assembly has been replaced by a 172560 Switch Assembly. The 160220 Switch Assembly has been replaced by a 172559 Switch Assembly.

Note 28: (Figure 86) The 153701 through 153717 Modification Kits are no longer available. They have been replaced by 176181 through 176197 Modification Kits respectively; However, the parts remain the same with the exception of the 153751 through 153767 Platens which have been replaced by the new 176221 through 176237 Platens respectively. The old style 153751 through 153767 Platens are still available for replacement purposes (see Figure 17 and Note 7).

NUMERICAL INDEX

Part Number	Description and Page Number	Part Number	Description and Page Number	Part Number	Description and Page Number
190M	Coil, Magnet 97	7603	Spring 29, 33, 112	74882	Spring 24
209M	Coil, Magnet 90	7655	Spring 71, 110	74891	Shim (.004" Thk) 97
233M	Coil, Magnet 14	7656	Spring 103	75229	Spring 35, 87
243M	Coil, Magnet 105, 106, 108	7835	Ribbon w/Spool (Black) 49	75607	Washer, Flat 83
250M	Coil, Magnet 47	7965	Spring 13, 79	76081	Washer, Flat 46
254M	Coil, Magnet 45	8330	Washer, Flat 4, 20, 29, 32, 39, 42, 52, 77, 78, 92, 102, 105, 106, 111	76099	Washer, Flat 46
290M	Coil, Magnet 15			76246	Bushing, Insulating 98
1010	Screw, Shoulder (6-40) 6			76249	Screw (6-40 x 1/8 Fil) 12
1028	Screw (4-40 x 1/4 Fil) 14, 97	8449	Spacer (.094" Thk) 29, 49, 112	76379	Spring 22
1041	Screw, Shoulder (6-40) 83	13681	Spacer (.187" Thk) 4, 102	76461	Washer, Flat 33
1164	Screw (2-56 x 3/16 Fil) 25	21397	Washer, Spring 68, 89	76474	Nut (10-32 Hex) 103
1178	Screw (2-56 x 7/16 Fil) 108	22015	Spring 49	76800	Spring 20
1196	Screw, Shoulder (6-40) 18	27425	Screw (2-56 x 5/32 Fil) 24	78533	Spring 42
1214	Screw, Set (10-32) 35	31636	Spring 50, 75	79012	Insulator 46
1272	Screw (6-40 x 11/16 Fil) 86	33038	Spring 11, 71, 103	79449	Shim (.008" Thk) 36
1293	Screw (4-40 x 1/8 Fil) 49	33828	Spring 22, 24, 37	80310	Washer, Felt 31
2034	Washer, Flat 40, 42	34432	Washer, Flat 50, 69, 74, 91, 98	80334	Terminal, Contact 69, 98, 110
2191	Washer, Lock 4, 5, 7, 9, 11 to 27, 29, 31, 32, 33, 35 to 40, 42, 44, 45, 46, 48 to 52, 59, 60, 68, 69, 71, 72, 74 to 80, 82, 83, 86, 89, 90, 92, 93, 95, 97 to 103, 105 to 114	34464	Spring 108	80342	Screw (6-40 x 23/64 Hex) 59, 92
		35826	Washer, Flat 16, 68, 89	80424	Spring 98
		36273	Washer, Flat 7, 37, 114	80481	Screw (6-40 Spl) 111
		36463	Spring 37	80581	Spring 11, 21, 35, 36, 85, 98, 114
		41382	Spring 42, 89	80708	Clamp, Cable 15, 69, 74, 78, 90
2201	Nut (5/16-32 Hex) 7, 98, 114	41675	Washer, Flat 71, 93	80755	Bushing, Insulating 91, 98
2422	Washer, Lock 16, 69	41720	Spring, Contact 69	80833	Guard, Contact Spring 98
2438	Washer, Flat 14, 45, 97	41732	Plate, Clamp 69, 91, 98, 101	80848	Spring 20
2481	Washer, Flat 18, 99, 103, 110	41733	Insulator (.062" Thk) 69, 101	81731	Spring 35, 80, 87
2539	Nut (3/8-32 Hex) 17, 29, 77	42661	Spring 16, 48, 49, 68, 105, 106	81778	Screw (4-40 x 3/16 Fil) 45
2669	Washer, Lock 4, 11, 15, 16, 17, 22, 24, 31, 35, 42, 68, 89, 90, 92, 100, 103, 115	42823	Washer, Flat 16, 26, 27, 70	82442	Spring 11
		42827	Screw (3-48 x 1/4 Fil) 50	82463	Spring 11, 12, 48, 49, 71, 93
		45024	Spring 105, 106	82547	Insulator (.094" Thk) 69, 91, 98, 101, 110
2836	Spring 12	45027	Spring 35		
3438	Washer, Flat 36, 86, 100	45815	Washer, Lock 98	82548	Insulator (.062" Thk) 69, 91, 98, 110
3598	Nut (6-40 Hex) 4, 6, 7, 9, 11, 12, 15 to 19, 21 to 27, 29, 33, 35, 37 to 40, 42, 45, 52, 68, 71, 72, 74, 77, 79, 83, 86, 89, 93, 96, 98, 99, 102, 103, 108, 110 to 113	49420	Spring 52	82860	Spring 83
		55063	Spring 20	82999	Spring 15, 90
		55669	Spring 105, 106	83877	Spring 107
3599	Nut (4-40 Hex) 7, 9, 15, 29, 33, 35, 37, 42, 44, 45, 49, 60, 61, 74, 77, 90, 91, 105, 106, 113	70072	Washer, Lock 91	84575	Spring 11, 34
		70388	Spring 29, 60, 78	84598	Spring, Contact 69
		70529	Stiffener 98	84758	Spring .71, 93
3606	Nut (6-40 Hex) 41, 44, 59, 98, 109, 112, 114	70886	Washer, Flat 12	84892	Stiffener 69, 110
		71047	Washer, Flat 68, 89	85407	Spring, Compression 73
3624	Washer, Flat 107	71073	Washer, Flat 102	85816	Wick, Felt 33
3640	Washer, Lock 11, 12, 33, 40, 98, 105, 106, 109	71681	Spool, Ribbon 48	85935	Post, Spring 99
		72254	Washer, Flat 93	86079	Washer, Felt 83
3646	Washer, Lock 7, 98, 114	72468	Spring 9	86304	Spring 11
3649	Washer, Flat 35, 39, 112, 115	72522	Wick, Felt 61, 68, 72, 89, 96, 104	86835	Spring 37, 45, 74, 79
4586	Washer, Felt 11	72579	Washer, Flat 7, 98, 114	86959	Bushing, Insulating 69
4703	Spring 65, 68, 72, 89, 96, 101, 104	73035	Spring 80	87401	Spring 71, 93, 108
		73175	Washer, Lock 17, 29, 77	89096	Washer, Felt 33
4708	Spring 4, 102	73427	Washer, Flat 12	89897	Nut (10-32 Hex) 35
4812	Wick, Felt 96	73520	Wick, Felt 35	90054	Spring 89
5599	Nut (8-32 Hex) 7, 98, 114	74283	Washer, Spring 42	90361	Washer, Felt 11, 12, 22, 24, 48, 49, 105, 106
5740	Screw (2-56 x 1/4 Fil) 58	74536	Screw, Set (6-40) 11		
6800	Screw, Shoulder (6-40) 29	74547	Collar 29	90432	Washer, Flat 23, 25
6807	Screw, Set (6-40) 107	74553	Wick, Felt 24	90490	Shim (.005" Thk) 11, 12
6987	Washer, Flat 112	74700	Spring 99	90504	Washer, Felt 33, 59
7001	Washer, Flat 4, 102, 103	74701	Spring 9, 29	90517	Spring 16, 61, 68, 72, 89, 96, 104
7002	Washer, Flat 4, 11, 12, 14, 15, 16, 22 to 25, 27, 29, 31, 33, 35, 36, 37, 39, 40, 42, 45, 48, 49, 52, 68, 69, 71, 72, 74, 75, 78, 79, 82, 83, 89, 90, 93, 95, 97, 98, 99, 101, 103, 105 to 113	74707	Spring 12		
		74712	Spring 30	90581	Collar 107
		74716	Bushing 101	90599	Shim (.008" Thk) 52
		74722	Washer, Flat 20, 21	90606	Spring 60
		74727	Terminal, Contact 101	90679	Washer, Felt 11, 13, 41
		74728	Terminal, Contact 91	90790	Washer, Flat 101
		74755	Washer, Felt 31	90791	Washer, Lock 24, 25, 61
		74785	Roller 29	90819	Washer, Felt 17, 29
		74798	Screw (6-40 x 31/64 Fil) 17	90951	Washer, Lock 77, 110, 112
7036	Collar, Locking 11, 50	74807	Nut (10-32 Hex) 100, 112	92260	Washer, Lock 4, 89, 112, 114

NUMERICAL INDEX (Continued)

Part Number	Description and Page Number	Part Number	Description and Page Number	Part Number	Description and Page Number
92682	Nut (4-40 Spl) 39	112627	Nut (2-56 Hex) 25, 61, 69, 105, 106, 113	128357	Ring, Retaining 20, 103, 107
93001	Washer, Flat 12	112629	Spring 93, 112	130683	Washer, Lock 33
93117	Washer, Lock 74, 105, 106, 107	112633	Spring w/Wick 52	130696	Washer, Felt 92
93118	Washer, Lock 4, 102, 108, 113	112634	Spring 48, 49	130698	Nut (4-40 Hex) 108
93356	Washer, Felt 17, 18, 24, 26, 29, 36, 37, 52, 71	112889	Screw (4-40 x 1/8 Fil) 71	131099	Terminal (5/8" Lg) 112
93507	Screw (4-40 x 3/4 Hex) 58	114107	Spring 40	135716	Spring 14, 29, 68, 71, 89
93729	Wick, Felt 40, 52	114215	Post, Spring 7	138033	Insulator (.031" Thk) 108
93758	Washer, Felt 11, 12, 14, 29, 75	115122	Washer, Felt 22, 24	138034	Plate, Clamp 108
93879	Oiler, Felt 11	115529	Screw (6-40 x 11/16 Fil) 89	139555	Spring 35
93899	Spring 105, 106	117535	Washer, Flat 103	142898	Connector, Plug (24 Pt) 109
93984	Washer, Lock 108	119035	Screw, Eccentric (6-40) 112	145301	Latch 61
94316	Yoke 15, 90	119418	Washer, Flat 16, 69	150000	Drum, Clutch 26, 27
94317	Shaft 15, 90	119467	Insulator (.032" Thk) 16, 69	150001	Drum, Clutch 27
94674	Washer, Cup 52	119648	Ring, Retaining 14, 16, 24, 37, 42, 60, 68, 80, 89, 97, 105, 106, 115	150004	Cam, Code Bar Clutch 27
94693	Wick, Felt 61, 68, 72, 89	119649	Ring, Retaining 11, 12, 14, 15, 16, 25, 33, 35, 40, 48, 49, 59, 68, 71, 72, 75, 78, 83, 89, 90, 93, 96, 99, 103, 105, 106, 108	150010	Plate, Retaining 26
95030	Nut, Shoulder (6-40 Hex) 73	119650	Ring, Retaining 76, 112	150013	Disk, Adjusting 26, 27
95428	Spring 58, 59	119651	Ring, Retaining 9, 11, 13, 22, 24, 33, 36, 37, 48, 49, 52, 59, 72, 93, 96, 105, 106	150014	Disk, Adjusting 26, 28
95827	Bushing 35, 85	119652	Ring, Retaining 11, 12, 13, 17, 19, 22, 24, 27, 29, 33, 35, 36, 37, 39, 42, 48, 49, 52, 59, 71, 79, 93, 95, 101, 102, 105, 106	150021	Clutch Assembly, Code Bar 27
96717	Screw, Shoulder (4-40) 42	119653	Ring, Retaining 11, 12, 21, 35, 37, 48, 49, 59, 93, 105, 106	150024	Clutch Assembly, Line Feed 28
97117	Ribbon w/Spool (Red-Black) 106	119935	Washer, Lock 7, 98, 114	150025	Clutch Assembly, Type Box 26
97481	Wick, Felt 17	120824	Washer, Felt 27	150026	Lever, Shoe, Release 26, 27
98561	Bushing 83	121120	Collar 86	150027	Lever, Shoe, Release 26, 28
98642	Washer, Lock 112	121242	Clamp, Cable (1/8" ID) 69	150029	Wick, Felt 26, 27
98726	Screw (3-48 x 1/4 Fil) 91	121243	Clamp, Cable (3/16" ID) 14, 45, 59, 74, 92, 112	150030	Roller, Bearing 52
98832	Screw (4-40 x 11/16 Fil) 69	121244	Clamp, Cable (1/4" ID) 59, 69	150032	Disk, Clutch Cam (2 Stop) 28
100337	Spring 72	121245	Clamp, Cable (5/16" ID) 59, 105	150033	Disk (3 Stop) 26
101386	Spring 7	121246	Clamp, Cable (3/8" ID) 45	150034	Disk (2 Stop) 28
101796	Washer, Felt 11, 24, 35, 52	121247	Clamp, Cable (7/16" ID) 59	150035	Disk (3 Stop) 26
102672	Spring, Contact 98	121248	Clamp, Cable (1/2" ID) 74	150036	Carriage Assembly 2, 52
102673	Spring, Contact 98	121249	Clamp, Cable (5/8" ID) 86	150038	Latch 52
103078	Plate 110	121473	Post 101	150039	Slide, Printing Arm 52
103815	Collar 71	121538	Terminal 46	150040	Screw (6-40 x 5/8 Fil) 20, 26, 27, 29, 77, 103, 106
103863	Spacer (.055" Thk) 60	121605	Bushing 78	150043	Shoe, Secondary Clutch 26, 27
104807	Washer, Flat 89	122149	Screw, (4-40 Spl) 60	150044	Shoe, Primary Clutch 26, 27
104824	Spring 45	122292	Bushing, Insulating 110	150045	Bearing, Clutch Sleeve 26, 28
105028	Wick, Felt 37	124177	Washer, Lock 12, 44, 112	150046	Bearing, Type Box Clutch 26
105940	Stiffener 101	124244	Washer, Felt 40, 113	150047	Bearing, Code Bar Clutch 27
106281	Screw, Shoulder (4-40) 12, 78	124681	Screw, Set (6-40) 9, 112	150048	Spring 42
107116	Washer, Lock 5, 74, 79, 86	124999	Switch, Sensitive 16	150049	Spacer, Clutch 28
107207	Spring, Contact 69	125011	Washer, Flat 7, 9, 11, 12, 14, 17, 20, 21, 22, 24, 25, 31, 35, 41, 42, 52, 53, 59, 60, 62, 68, 73, 74, 75, 77, 89, 91, 92, 95, 105, 106, 108, 109, 111, 112	150050	Spacer, Clutch 27
107236	Bushing 69	125015	Washer, Flat 9, 11, 14, 16, 17, 24, 45, 59, 68, 86, 89, 93, 105, 110, 111	150051	Cam, Eccentric 27
108199	Wick, Felt 29, 37, 52, 83	125124	Screw, Shoulder (4-40) 113	150052	Cam, Eccentric 28
110128	Screw (4-40 x 3/8 Fil) 108	125126	Screw (2-56 x 9/32 Fil) 92	150053	Bracket 52
110434	Screw (4-40 x 3/16 Fil) 4, 5, 20, 26, 34, 35, 42, 50, 53, 60, 77, 100, 111	125238	Spring 35	150054	Bail w/Roller 52
110435	Nut (4-40 Hex) 12, 39, 78	125268	Spring 87, 97	150055	Stud 18, 39
110436	Spring 113	125802	Washer, Flat 21, 35, 60	150056	Arm 27
110437	Spring 29, 71, 112	126815	Screw (2-56 x 15/64 Hex) 105, 106	150059	Bail 52
110743	Washer, Lock 4, 5, 7, 9, 14 to 17, 20, 21, 22, 24 to 27, 31, 33, 34, 35, 37, 39, 41, 42, 44, 45, 48, 49, 50, 52, 53, 58 to 63, 68, 70, 72 to 78, 80, 81, 83, 85, 89 to 92, 94, 95, 100, 101, 105, 106, 108, 111, 112, 113			150061	Head, Print Hammer 52
110839	Spring 15			150064	Stud 52
110872	Spring, Compression 35			150065	Bracket, Stop 52
110879	Spring 93			150068	Arm 52
111017	Screw (6-40 x 5/16 Fil) 15, 113			150075	Latch, Type Box 25
111342	Spring 93			150077	Spring 54, 115
111355	Spring, Compression 11, 12			150078	Nut, Shoulder (4-40 Hex) 53
112223	Screw, Shoulder (6-40) 112			150079	Stud 53
112509	Insulator (.031" Thk) 98, 101			150080	Screw, Shoulder (2-56) 25
112626	Nut (10-32 Hex) 4, 11, 16, 22, 24, 31, 35, 42, 68, 89, 115			150089	Screw (4-40 x 1/2 Fil) 35, 45, 69, 105, 106

NUMERICAL INDEX (Continued)

Part Number	Description and Page Number	Part Number	Description and Page Number	Part Number	Description and Page Number
150175	Stud 37	150356	Lever, Trip 29, 30	150547	Shaft 58, 59
150184	Link 35	150358	Lever, Trip 29	150549	Collar 26
150193	Hub 35	150361	Spacer (.277" Thk) 29, 90	150553	Bushing, Insulating 60
150194	Plate 35	150363	Plate 22	150554	Plate 33, 94
150196	Bail 35, 95	150364	Stud, Eccentric 26	150557	Bracket 13, 79
150197	Stud 31	150365	Shaft, Rocker 22	150558	Spring, Torsion 37
150202	Gear (18T) 35	150366	Bracket 22	150559	Spring, Torsion 37
150203	Retainer 35	150367	Bracket 24	150561	Arm 11, 13, 79
150206	Spacer (.412" Thk) 31	150369	Link, Left 22	150563	Spring 39
150208	Bail, Left 37	150370	Link, Right 24	150569	Guide, Left 6
150214	Stud, Bearing 11	150371	Slide 60	150571	Plate, Spacing 60
150215	Block, Guide 37	150377	Arm 11	150572	Separator (.105" Thk) 60
150218	Bushing 37	150380	Stud 24	150573	Separator (.075" Thk) 60
150219	Screw (4-40 x 1/2 Sq) 33	150382	Block, Guide 22, 24	150576	Spring, Contact 60
150224	Pulley 33	150383	Spacer (.149" Thk) 22	150579	Guide, Right 6
150225	Rope, Draw Wire 31	150384	Spacer (.245" Thk) 24	150585	Bar, Line Feed 21
150228	Spacer (.035" Thk) 35	150386	Link, Left Ribbon Drive 22, 106	150586	Lever 21
150229	Retainer 35	150387	Link, Right Ribbon Drive 24, 105	150587	Spring, Contact 60
150230	Plate 52	150390	Bushing 23, 25	150588	Spring, Contact 60
150232	Retainer, Oil 37	150391	Spacer (.095" Thk) 28	150598	Track, Printing 37
150233	Roller 35	150392	Bail 11, 12	150642	Bellcrank 20, 21
150234	Roller 35	150395	Screw, Shoulder (6-40) 22, 24	150646	Screw, Shoulder (6-40) 20
150235	Slide, Transfer 35	150396	Lever, Left 14, 22, 97, 109	150647	Eccentric 21, 112
150237	Lever, Escapement 33	150397	Lever, Right 24	150648	Eccentric 21, 112
150241	Spring 26, 27	150398	Stud, Pivot 17	150649	Washer, Spacing 21, 112
150244	Link 26	150399	Shaft 11, 12	150650	Bushing 21
150245	Bracket 37	150401	Clamp 22	150651	Gear (28T) 21, 80
150247	Link 37, 38	150410	Stud 22	150652	Screw (4-40 x 37/64 Fil) 21, 98
150251	Wheel, Ratchet 31	150411	Washer, Flat 24	150654	Guide 4
150255	Bushing 33	150412	Arm, Left Follower 22	150656	Handwheel 21, 70, 80
150263	Bail 37, 38	150413	Arm, Right Follower 24	150658	Gear (21T) 21
150265	Shaft 9	150414	Bushing 17	150665	Gear (42T) 28
150266	Lever, Guide 9, 115	150419	Shaft 17	150666	Gear (28T) 21
150267	Clamp 9	150420	Lever, Right 24	150668	Collar, Spacing 35
150269	Roller, Pressure 9, 115	150423	Stud, Pivot 17	150669	Shim (.002" Thk) 35
150270	Link 9	150424	Blade, Stripper 23, 58	150670	Shim (.004" Thk) 35
150271	Arm, Release 9	150425	Lever, Lock 22, 24	150672	Bearing 35
150274	Bracket, Clamp 9	150428	Lever, Left 22	150673	Shaft 35, 90
150276	Lever 9	150429	Stud, Eccentric 22, 24	150677	Pawl, Feed 35
150285	Bar, Tie 51, 115	150431	Lever, Trip 29, 89	150678	Pawl, Feed 35
150288	Bracket 50	150432	Washer, Flat 106	150685	Plate 9, 108, 112
150289	Stud 50	150434	Bail, Transfer 13	150687	Stud 42
150291	Slide 60	150436	Bushing 9, 20, 35, 49, 107	150689	Block, Guide 58
150293	Plate, Retaining 50	150438	Bellcrank 35, 85, 115	150691	Link 34
150296	Fork, Code Bar 60	150440	Hub 26	150692	Link 34
150298	Bushing 60	150441	Gear (21T) 26	150694	Slide 35
150301	Plate, Retaining 50	150444	Lever, Trip Shaft 29	150705	Bushing 33
150302	Shim (.006" Thk) 50	150447	Arm 39	150709	Spacer 33
150304	Bracket, Guide 50	150450	Arm 39	150710	Screw (6-40 x 1-1/4 Fil) 33
150310	Lever, Ribbon 49	150451	Link 41	150711	Washer, Flat 92
150311	Lever, Ribbon 48	150452	Bearing 39	150712	Rope, Draw Wire 31
150318	Stud 21, 112	150453	Shaft 39	150714	Bearing, Sleeve 21
150327	Roller, Ribbon 48, 49	150471	Stud 39, 92	150715	Gear (32T) 21
150335	Gear (12T) 49	150479	Stud 42	150718	Platen 21
150336	Bushing 35, 48, 49, 105, 106	150481	Shaft 39, 77	150719	Retainer 21
150341	Post, Spring 4	150482	Plate 39	150720	Retainer 20, 21
150342	Screw, Shoulder (6-40) 20, 21	150507	Spring 39	150721	Arm 33
150343	Lever 49	150525	Bracket 41	150722	Arm 33
150344	Lever 48	150531	Plate, Clamp 34, 115	150726	Link, Left 34
150348	Shaft 29	150535	Spring, Compression 50	150727	Link, Right 35
150349	Arm, Follower 29	150536	Spring 35	150728	Rail 33
150350	Shaft 29, 71, 90	150537	Ball, Bearing 35, 50	150731	Slide 35
150351	Stud, Eccentric 4	150538	Cylinder, Dashpot 35	150732	Slide, Bottom 35
150352	Bushing 29	150543	Screw (3-48 x 13/32 Fil) 58	150733	Slide, Top 35
150353	Stud 4	150544	Handle 58, 59	150738	Guide 35
150354	Arm, Trip 30	150545	Bracket, Right 5	150740	Plate 38
150355	Lever, Latch 29, 30	150546	Bracket, Left 4, 15, 98	150746	Bushing 35

NUMERICAL INDEX (Continued)

Part Number	Description and Page Number	Part Number	Description and Page Number	Part Number	Description and Page Number
150748	Stud 37, 38	150973	Pallet, Dummy 54, 68, 72, 96	151657	Screw (6-40 x 1/4 Fil) 4, 5, 9, 11, 13, 17, 19, 20, 24, 33, 35, 36, 39, 42, 48, 49, 50, 59, 60, 77, 80, 91, 95, 107, 108
150750	Plate 33	150975	Cup, Dashpot 35	151658	Screw (6-40 x 5/16 Fil) 7, 11, 12, 15, 16, 17, 20, 21, 22, 31, 32, 35, 37, 39, 45, 49, 68, 77, 79, 89, 105, 106, 108
150751	Block, Guide 33	150978	Screw (6-40 x 1-1/8 Fil) 15, 39, 46, 90	151659	Screw (6-40 x 1/2 Fil) 49
150752	Stud 37	150986	Pawl Assembly, Spacing 35	151660	Screw (6-40 x 7/8 Fil) 73, 99, 103
150753	Roller 37	150987	Spacer (.090" Thk) 35	151661	Screw (6-40 x 1 Fil) 35
150754	Roller 37	150990	Washer, Felt 17, 18, 36, 39, 41	151662	Roller 41
150755	Stud 37	150991	Washer, Felt 19	151667	Roller 39, 41
150757	Arm 38, 115	150992	Stud 9	151669	Stud 41
150758	Pulley 37	150998	Spacer (.020" Thk) 21	151670	Bracket 41
150770	Bellcrank 35	151036	Screw, Shoulder (4-40) 113	151676	Shim (.010" Thk) 41
150771	Bellcrank 35	151073	Screw (4-40 x 5/32 Fil) 21, 81, 83, 95	151683	Box Assembly, Type (RE) 55
150776	Lever, Lock 37	151103	Spring 42, 43	151685	Screw (4-40 x 5/16 Fil) 17, 24, 26, 29, 31, 33, 35, 60, 71, 93
150777	Bail, Right 37	151152	Screw (4-40 x 3/16 Hex) 14, 33, 39, 40, 50, 52, 75, 85, 105, 106, 112	151686	Screw (4-40 x 3/8 Fil) 9, 35, 45, 91, 108
150780	Screw (6-40 Spl) 4, 103, 114	151182	Washer, Insulating 92	151687	Screw (4-40 x 7/16 Fil) 60, 92
150781	Stud 11, 13	151222	Washer, Felt 18, 39, 59	151688	Screw (4-40 x 5/8 Fil) 26, 45, 59, 77, 90, 98, 112
150796	Disk 31	151223	Screw, Shoulder (4-40) 25	151689	Screw (4-40 x 3/4 Fil) 9, 27, 62, 63, 91, 101
150798	Ratchet 31	151329	Switch, Sensitive 69, 74	151690	Screw (10-32 x 5/16 Fil) 26, 103
150800	Stud 33	151336	Oiler 42, 43	151691	Screw (10-32 x 3/8 Fil) 15, 90
150803	Spring, Flat 9	151346	Screw (6-40 x 3/8 Fil) 4, 11, 17, 18, 20, 21, 26, 31, 32, 35, 48, 91, 93, 96, 99, 101, 103, 111	151692	Screw (6-40 x 3/16 Fil) 4, 5, 9, 11, 13, 29, 33, 35, 36, 44, 48, 52, 59, 78, 79, 80, 82, 83, 113
150804	Finger, Right Paper 9	151354	Screw (2-56 x 15/32 Fil) 4, 74, 102, 113	151693	Screw (6-40 x 9/16 Fil) 26, 49, 68, 99
150805	Shim (.012" Thk) 33	151362	Wick, Felt 37	151695	Screw (6-40 x 5/8 Hex) 52
150806	Plate 33	151442	Screw (6-40 x 1/2 Hex) 4, 22, 40, 102, 110	151698	Spring, Torsion 34
150807	Oiler, Felt 33	151443	Eccentric 52	151700	Screw, Shoulder (6-40) 37
150809	Gear (32T) 21	151444	Washer, Lock 36	151701	Spring, Torsion 42
150811	Stud 24	151443	Eccentric 52	151702	Nut (4-40 Hex) 58
150815	Bushing 9	151443	Eccentric 52	151703	Pin 9
150816	Lever 9	151443	Eccentric 52	151709	Arm 52
150821	Spacer (.156" Thk) 48	151443	Eccentric 52	151713	Spring, Torsion 13, 76
150824	Track 24	151443	Eccentric 52	151714	Spring 42
150826	Guide, Left Paper 9	151443	Eccentric 52	151715	Spring 47
150827	Drum, Spring 31	151443	Eccentric 52	151721	Screw (6-40 x 3/4 Hex) 4, 17, 39, 92, 102, 110
150830	Bushing, Shoulder 26, 28	151443	Eccentric 52	151722	Screw (6-40 x 3/16 Hex) 14, 29, 33, 45, 51, 71, 75, 80, 82, 93, 96, 98, 101, 103, 105, 109, 110
150831	Ring, Retaining 26, 28	151443	Eccentric 52	151723	Screw (10-32 x 3/8 Hex) 35, 100
150833	Platen Assembly 21	151443	Eccentric 52	151728	Spring 26, 27
150838	Ring, Retaining 31, 87	151443	Eccentric 52	151731	Screw (4-40 x 7/8 Fil) 21
150840	Bracket, Guide 9	151443	Eccentric 52	151732	Screw (4-40 x 11/32 Fil) 26, 74, 80
150841	Bearing 26, 28	151443	Eccentric 52	151733	Screw (4-40 x 9/16 Fil) 27
150843	Plate, Hook 31	151443	Eccentric 52	151734	Screw (4-40 x 3/8 Hex) 24
150889	Lever, Trip 30	151443	Eccentric 52	151736	Spring 26, 28
150891	Block 24	151443	Eccentric 52	151737	Screw (4-40 x 11/64 Hex) 26, 27, 89, 91
150895	Arm, Trip 29	151443	Eccentric 52	151738	Screw, Identification (4-40) 53
150900	Bail, Detent 4, 114	151443	Eccentric 52	151739	Screw, Identification (6-40) 59
150902	Lever 6, 102	151443	Eccentric 52	151794	Washer, Spring 26, 28
150903	Block, Left Paper Spindle 17	151443	Eccentric 52	151797	Cable 64
150904	Block, Right Paper Spindle 17	151443	Eccentric 52	151799	Modification Kit 2, 73
150907	Spindle, Paper 17	151443	Eccentric 52		
150909	Screw, Shoulder (6-40) 33	151443	Eccentric 52		
150910	Latch, Right 73	151443	Eccentric 52		
150911	Bushing, Shoulder 21	151443	Eccentric 52		
150912	Screw, Shoulder (6-40) 21	151443	Eccentric 52		
150913	Bail 13	151443	Eccentric 52		
150915	Blade, Stripper 13, 58	151443	Eccentric 52		
150923	Washer, Felt 29, 37, 52	151443	Eccentric 52		
150926	Washer, Felt 12, 33	151443	Eccentric 52		
150927	Oiler, Felt 33	151443	Eccentric 52		
150929	Oiler, Felt 33	151443	Eccentric 52		
150930	Washer, Felt 11	151443	Eccentric 52		
150931	Spacer (.040" Thk) 28	151443	Eccentric 52		
150932	Bushing, Shoulder 48, 49, 100	151443	Eccentric 52		
150935	Latch 73	151443	Eccentric 52		
150937	Lever 49	151443	Eccentric 52		
150953	Slide Assembly 34, 115	151443	Eccentric 52		
150961	Bushing, Eccentric 4, 20	151443	Eccentric 52		
150963	Plate, Retaining 60	151443	Eccentric 52		
150969	Spring, Torsion 4, 20	151443	Eccentric 52		
150970	Bearing, Ball 26, 80	151443	Eccentric 52		
150971	Cable 64	151443	Eccentric 52		

NUMERICAL INDEX (Continued)

Part Number	Description and Page Number	Part Number	Description and Page Number	Part Number	Description and Page Number
151819	Jumper (3" Black) 45	152441	Washer, Flat 42, 92	152579	Track 33
151880	Nut (4-40 Hex) 24, 35, 71, 91, 93, 97, 109	152445	Spring, Compression 42	152580	Frame, Right Side 5
151930	Box Assembly, Type (RA) 55	152447	Shaft 27, 90	152582	Shaft 49
151931	Box Assembly, Type (RC) 55	152450	Cam, Selector 27	152583	Bearing, Sleeve 39
151937	Box Assembly, Type (RD) 55	152453	Clutch Asm, Selector Cam 27	152584	Lever 39
151938	Box Assembly, Type (RN) 55	152456	Holder, Wick 39	152585	Lever 39
151941	thru	152457	Wick, Felt 39	152586	Bracket 35, 95
151953	Pallet, Type 54	152458	Shield, Terminal 45, 47	152587	Drum, Spacing 32
152089	Latch 61, 104	152461	Bracket 45	152588	Arm 32
152121	Lever, Function 61, 104	152462	Latch, Right 45, 74, 79	152589	Clamp 22
152127	Clip 58	152463	Latch, Left 45, 74, 79	152590	Lever, Cutout 32
152129	Spring 52	152464	Insulator (.062" Thk) 45, 74	152591	Arm, Automatic CR & LF 32
152140	Bail 11	152466	Connector, Receptacle (20 Pt) 86	152592	Guide 33
152142	Lever Assembly 68	152467	Connector, Plug (20 Pt) 45, 79	152593	Housing, Bearing 24
152147	Bearing, Ball 24	152468	Cable W/Terminals 45	152595	Slide 33
152254	Wick, Felt 22, 24, 38	152501	Guide, Ribbon 25	152596	Slide, Shift 35
152255	Bar w/Retainer 50	152502	Modification Kit To provide a Type Box Alignment Adjustment 24, 25, 115	152598	Plate, Left 38
152256	Bar, Code 50	152503	Link 25	152599	Plate, Right 38
152257	Spring 50	152505	Stud 33	152606	Rail Assembly, Oscillating 33
152298	Lever, Function 61, 104	152507	Roller, Detent 33	152614	Track Assembly 33
152299	Lever, Function 61	152508	Bracket, Right 33	152616	Clutch Assembly, Function 28
152302	Modification Kit 2, 68	152509	Bracket, Left 33	152626	Bracket, Left 58
152303	Modification Kit 2, 69	152510	Lever, Detent 33	152627	Bracket, Right 58
152304	Modification Kit 2, 71, 72	152511	Guide 33	152629	Washer, Friction 48, 49, 105, 106
152312	Modification Kit 2, 76	152514	Bail 11	152630	Shaft, Ribbon Spool 48, 49
152315	Modification Kit 2, 73	152515	Lever, Space Trip 11, 12	152633	Plate, Mounting 60
152317	Modification Kit 2, 74	152516	Slide 11	152634	Washer, Flat 35, 85
152337	Modification Kit 2, 75	152517	Arm, Trip Lever 30, 84, 95	152635	Lever, Transfer (#1) 39
152340	Modification Kit 2, 77	152518	Bail 11	152636	Lever, Transfer (#2) 39
152345	Modification Kit 3, 78	152521	Slide 34	152637	Lever, Transfer (#3) 39
152348	Modification Kit 3, 85	152523	Spring 48, 49, 105, 106	152638	Lever, Transfer (#4) 39
152350	Modification Kit 3, 79	152524	Bracket 48, 49, 105, 106	152639	Lever, Transfer (#5) 39
152357	Stud 61	152525	Hub 48, 49, 105, 106	152640	Lever, Transfer (#C) 39
152359	Arm 11, 16, 68	152526	Plate, Right 48, 105	152641	Lever, Function 61, 68, 89, 96
152360	Sleeve 16, 68	152527	Plate, Left 49, 106	152642	Lever, Function 61, 72, 104
152400	Plate, Selector Mounting 42, 74	152528	Ratchet, Left Ribbon 49, 106	152643	Guide 58
152401	Guide 42	152529	Ratchet, Right Ribbon 48, 105	152644	Bracket 49
152402	Guide, Selector Lever 42	152536	Bail 37	152646	Lever, Left Reversing 49
152403	Bracket, Guide 42	152537	Clamp 26, 80	152647	Lever, Right Reversing 48, 105
152404	Bracket, Spring 42	152538	Plate, Front 35, 92, 95	162648	Stud 48
152406	Bracket, Spring 42	152539	Guide 9, 77, 78	152651	Plate, Guide 58, 59
152407	Lever, Spacing Lock 42	153541	Arm, Left 23	152652	Bar, Guide 58, 59
152409	Lever, Selecting 42	152542	Arm, Right 25	152653	Pawl, Function 61, 68, 72, 89, 96, 104
152410	Bail, Reset 42	152543	Link 18	152654	Plate, Guide 60
152411	Lever, Push 42	152544	Lever 11, 12	152655	Plate, Adjusting 60
152412	Link 42	152546	Bracket 39, 92	152656	Stud 60
152413	Bracket 47, 115	152547	Shaft 58, 59	152658	Plate 60
152415	Stud, Adjusting 45	152548	Bar, Shift 50	152659	Lever, Function 61
152420	Lamination, Magnet 45	152549	Bar, Code 51	152660	Plate, Spring 61, 68, 72, 89, 96, 104
152421	Bracket, Shield Mounting 45	152550	Clamp 22	152662	Shaft 39
152422	Armature 47, 115	152551	Bar, #4 & #5 Code 50	152663	Guide 39
152423	Bracket, Armature Stop Mounting 45	152552	Bar, #3 Code 50	152665	thru
152424	Plate, Stop 47, 115	152554	Bar, Auto LF & CR Code 51, 115	152704	Bar, Function 65, 66
152425	Post, Spring 45, 107	152555	Shaft 18	152708	Lever, Keyboard Lock 13, 79
152426	Nut, Self-Locking (6-40 Hex) 45	152559	Plate, Front Pallet Box 54	152711	Bracket 13
152427	Latch w/Hub 42	152560	Plate, Rear Pallet Box 115	152716	Bail 18
152429	Rack, Sector 42	152563	Bracket 11, 12	152717	Arm 28
152432	Arm, Stop 42	152569	Linkage 38, 115	152721	Bar, Code 51, 115
152434	Plate 44, 115	152570	Linkage 38, 115	152723	Spring 9
152435	Stud 44	152571	Spacer (.250" Thk) 49	152724	Spring 38
152436	Knob, Range Scale 42	152572	Bracket 14, 15, 50, 76, 109	152725	Spring 9
152437	Spacer (.125" Thk) 44	152573	Retainer 27	152726	Bushing 26, 29
152438	Bail, Stop Arm 42, 110	152574	Plate 50	152742	Box Assembly, Type (RG) 55
152439	Shaft 44, 115	152575	Bracket 50	152752	Box Assembly, Type (RH) 55
152440	Bushing 44	152576	Bracket 50		

NUMERICAL INDEX (Continued)

Part Number	Description and Page Number	Part Number	Description and Page Number	Part Number	Description and Page Number
152818	Lever, Left Detent 49	153193	Lever 16, 68	153326	Blade 18
152819	Lever, Right Detent 48	153194	Bail 16, 68	153335	Plate 37
152820	Lever, Left Feed 49, 106	153195	Plate 68	153337	Bushing 37
152821	Lever, Right Feed 48	153196	Handwheel 16, 68, 70, 88, 89	153340	Spring, Left Torsion 37
152823	Bracket, Left 12, 49	153198	Gear (48T) 70, 88	153341	Spring, Right Torsion 37
152824	Bracket, Right 48	153199	Gear (51T) 70, 88	153342	Screw (6-40 x 15/16 Hex) 72
152826	Pin, Detent 48, 49, 105, 106	153200	Gear (54T) 70, 88	153343	Bushing, Eccentric 72
152827	Bracket, Left Spool 49	153201	Gear (57T) 70, 88	153345	Arm w/Stud 72
152828	Bracket, Right Spool 48	153202	Gear (60T) 70, 88	153346	Pawl 72
152831	Clip 4, 5	153203	Gear (66T) 70, 88	153347	Bracket 72
152832	Shaft 9, 77	153204	Gear (72T) 70, 88	153350	Shaft 72
152834	Spring, Torsion 48, 49	153205	Gear (78T) 70, 88	153351	Clip, Stop 72
152871	Spring 21	153206	Gear (84T) 70, 88	153352	Spring, Torsion 72
152881	Box Assembly, Type (RB) 55	153207	Gear (90T) 70, 88	153355	Bracket 72
152887	Screw (4-40 x 1/2 Hex) 26, 27, 28	153208		153356	Arm 72
152888	Screw (4-40 x 7/16 Hex) 28		thru	153358	Bracket w/Stud 72
152889	Plate, Retaining 59	153217	Disk 70	153359	Arm, Slide 71
152890	Washer, Flat 35	153229	Bushing, Shoulder 80	153360	Stud 71, 93
152891	Spring 42, 50	153230	Bar, Line Feed 80	153361	Post 71, 93
152893	Screw (4-40 x 1/4 Hex) 11, 12, 14, 15, 16, 17, 22, 41, 42, 59, 68, 75, 94, 105, 106, 108, 109, 112	153231	Bar, Line Feed 80	153364	Lever W/Bushing 71, 93
152896	Cable 64	153233	Guide 80	153365	Arm, Cam 71, 93
152897	Guide, Bail Lever 44	153234	Lever 80	153367	Arm 29, 71, 93
152913	Modification Kit 77	153235	Plate 26, 80	153368	Bail, Follower 29, 71
152915	Modification Kit 3, 80	153236	Gear (42T) 26, 80	153375	Arm, Slide 71, 93
152917	Modification Kit 3, 95	153237	Arm 80	153377	Bracket w/Studs 71, 93
152927	Bushing 16, 68, 89	153239	Roller 80	153378	Plate w/Pin 71, 74
152937	Plate 16	153240	Retainer, Bearing 80	153379	Plate, Insulating 74
152938	Spacer (.125" Thk) 16, 68, 89	153241	Link 80	153380	Bracket 69, 74
152943	Screw, Special (10-32) 16, 68, 89	153242	Bracket 80	153382	Bail, Transfer 11, 12, 71
152985	Bail 16, 68	153254	Bracket 95	153383	Arm, Bail Extension 11, 71
153071	Slide 60	153255	Bail 11, 12, 95	153385	Plate 72
152073	Link 60	153256	Bracket 35, 94, 95	153386	Cable 74
153074	Link 60	153257	Bail 95	153387	Cable 69
153076	Bushing, Shoulder 77	153258	Bushing 95	153396	Plate 76
153077	Bellcrank 77	153259	Arm 95	153409	
153078	Bushing, Shoulder 77	153260	Plate 95	thru	
153079	Bushing, Bearing 77	153261	Bushing, Threaded 95	153435	Bar, Function 65, 66
153080	Shaft 77	153262	Arm 95	153436	Bar, Function 65, 67
153081	Lever 77	153263	Arm, Stop 95	153437	Bar, Function 65, 67
153082	Lever 77	153267	Washer, Felt 80, 110	153438	Bar, Function 65, 66
153083	Bracket 77	153287	Spring 80	153440	Bar, Function 65, 66, 96
153084	Spacer (.260" Thk) 60	153288	Spring 95	153442	Screw (10-32 x 1/2 Hex) 17, 91, 92, 98
153139	Box Assembly, Type (RJ) 55	153291	Arm 59	153489	Detent 42
153158	Plate, Nut 16, 69	153292	Plate 27	153491	Plate 44, 115
153159	Cable Assembly 69, 98	153293	Spacer, Clutch 27	153508	Box Assembly, Type (RS) 55
153160	thru	153294	Cam 59	153510	Box Assembly, Type (RU) 55
153169	Bar, Function 65, 66	153295	Shaft 59	153513	Box Assembly, Type (RW) 55
153172	Spring 33	153296	Eccentric 27	153514	Box Assembly, Type (RY) 55
153173	Plate, Clamp 33	153298	Bracket, Right 59	153516	Box Assembly, Type (RZ) 55
153174	Link, Left 33	153299	Bracket, Left 59	153518	Box Assembly, Type (WA) 56
153175	Link, Right 33	153300	Arm 27	153520	
153180	Link, Right 33	153301	Arm 59	thru	
153181	Link, Left 33	153302	Blade, Stripper 59	153528	Bar, Function 65, 66
153183	Slide 33, 115	153303	Slide, Stripper 59	153529	Bar, Function 66
153184	Post 45	153304	Bushing, Shoulder 4, 102	153530	Plate 24, 25
153185	Gear (30T) 16, 68, 89	153305	Spring, Torsion 11	153531	Plate, Adjusting 24
153186	Arm, Slide 68	153310	Bail 11	153532	Screw, Adjusting (4-40) 24
153188	Screw, Shoulder (6-40) 16, 68	153311	Arm 11	153534	Washer, Flat 7, 98
153189	Spring, Compression 16, 68, 89	153312	Lever 4, 102	153538	Screw (6-40 x 7/16 Hex) 105, 110
153190	Arm 16, 68	153314	Bracket 11, 79		
153191	Pointer 16, 68, 89	153315	Bracket 50, 85	153550	Link 17
153192	Spring, Torsion 16, 68, 89	153317	Bracket 13, 115	153553	Roller 17
		153318	Shaft 59	153554	Bracket w/Stud 19
		153319	Bar, Code 50, 85	153558	Link 17
		153321	Bracket, Tie 50, 75	153560	Shaft 19, 115
		153322	Guide 59, 77	153562	Shaft 19
		153323	Ring, Spacer 27		

NUMERICAL INDEX (Continued)

Part Number	Description and Page Number	Part Number	Description and Page Number	Part Number	Description and Page Number
153563	Bracket 78	153721	Arm 81	154253	Stud 35
153564	Lever 78	153722	Arm 81	154290	Ring, "O" 20
153565	Pin 12, 78, 83	153751	thru	154310	Spring 31
153566	Bracket 12, 14, 75	153767	Platen, Rubber 20, 115, 116	154320	Finger, Left Paper 20
153569	Arm, Trip 14, 29, 97	153771	thru	154323	Cam, Eccentric 87
153570	Arm, Suppression 14, 75, 97	153787	Bracket, Guide 81	154324	Cam, Eccentric 87
153573	Bail 17, 19, 83, 115	153791	Shaft 20	154332	Shaft 48, 49
153574	Roller 19	153794	Plate, Adjusting 20, 112	154333	Roller 48, 49
153575	Wick, Felt 12	153795	Slide 60	154334	Modification Kit To Provide Increased Ribbon Height 48, 49
153576	Cam, Function 27	153799	Screw (4-40 x 21/64 Hex) 20	154335	Screw (6-40 x 9/32 Fil) 14
153577	Washer, Felt 17	153800	Cam 49	154349	Spring 43
153579	Bracket, Spring 19	153806	Spring 29	154354	Slide 33
153580	Cam 19	153810	Guide, Ribbon 24	154356	Bail, 24
153581	Handle 59	153815	Clutch Assembly, Function 27	154358	Hub Platen 20, 81, 82, 115
153582	Screw, Shoulder (6-40) 11	153817	Screw (4-40 x 3/8 Hex) 33, 35	154362	Spring, Contact 69, 101
153583	Lever, Trip 29	153819	Washer, Lock 50	154373	Shield, Oil 92
153584	Lever, Latch 29	153820	Frame, Printing Carriage 52	154380	Bracket w/Post 50, 75
153585	Clamp 19	153823	Collar 27	154389	Cam, Eccentric 35
153586	Guide 4	153824	Clamp 27	154394	Post, Spring 50
153587	Guide 5, 74	153830	Guide, Rear 111	154516	Ratchet 87
153588	Solenoid 12, 78, 83	153838	Shaft 59	154519	Lever, Latch 20
153592	Cable 64	153839	Screw (6-40 x 5/8 Hex) 17, 20, 24, 29, 45, 111	154536	thru
153593	Cable 64	153841	Screw (6-40 x 9/16 Hex) 22, 112	154549	Pallet, Type 54
153594	Cable Assembly 78	153883	Gear (33T) 26, 90	154613	Latch 61, 104
153596	Fork w/Post 60	153884	Gear (11T) 35, 90, 115	154614	Cam, Spacing 26, 71
153598	Pawl, Function 61	153894	Plate 71, 93	154616	Plate, Front Pallet Box 115
153600	Bracket, Spring 50, 75	153896	Bail, Latch 71, 93	154620	Wick, Lubricating 42
153601	Bushing, Shoulder 59	153897	Arm, Trip 71	154621	Retainer, Wick 42
153602	Plate 58	153899	Bracket, Guard 72	154622	Lubricator 42
153603	Nut (6-40 Spl) 51	153904	Modification Kit: To Provide Parts for Improved Range Scale Sector Mounting 42, 115	154623	Ring, Retaining 31
153604	Pawl, Function 61	153906	Modification Kit To Add Trip Shaft Support Bracket 11	154624	Ring w/Roller 31
153605	Bracket 51	153910	Modification Kit 3, 77	154625	Ring 31, 115
153606	Slide, Blocking 59	153911	Modification Kit 3, 83, 84	154626	Ring 31, 85
153608	Fork 60	153912	Modification Kit 2, 76	154627	Drum, Spacing 31
153609	Roller 60	153914	Modification Kit To Add Universal Spacing Drum with Automatic Carriage Return and Line Feed 31	154638	Spring 50
153610	Spindle, Paper 77	153915	Modification Kit 104	154639	Slide 60
153611	Disk, Paper Spindle 77	153916	Modification Kit 104	154642	Slide 60
153615	Lever 77	153917	Modification Kit 104	154643	Box Assembly, Type (RV) 56
153634	Collar 9, 77	153918	Modification Kit 104	154645	Spacer 17
153643	Slide 60	153919	Modification Kit 3, 79	154646	Lever, Function 61
153644	Stud 60	153927	thru	154647	Lever, Function 61
153645	Plate, Guide 60	153936	Modification Kit 70	154649	Arm 79
153646	Bushing 60	153945	Modification Kit 3, 85	154650	Clip 50
153647	Plate 60	153946	Modification Kit To Add an Improved Oscillator Shift Knee Link Assembly 37, 115	154666	thru
153652	thru	153947	Modification Kit To Add an Improved Oscillator Shift Knee Link Assembly 33	154669	Shaft 59
153667	Guide, Form 81	153949	Modification Kit To Add an Improved Magnet Bracket 45	154670	Screw (6-40 Spl) 72, 94
153670	Lever, Function 61	153950	Modification Kit To Add Bracket to "O" Code Bar 85	154671	Bracket 72, 94
153676	Bail, Detent 20, 98	153975	Cable 64	154672	Bracket, Clip Stop 72
153678	Bracket W/Shaft 20, 107	154051	Screw, Shoulder (6-40) 68, 89	154673	Cable 4, 64
153682	Bracket, Right 20	154127	Nut (6-40 Hex) 7, 114	154688	Spring 17
153683	Bracket, Left 20, 81, 82			154691	Clip 59
153685	Arm w/Hub 20			154692	Clip 59
153686	Bearing, Right 20			154694	Disk, Clutch Cam 26, 27, 110
153687	Bearing, Left 20			154698	Wick, Felt 71, 93
153689	Gear (33T) 20			154723	Modification Kit To Provide Parts for Improved Range Scale Sector Mounting 42, 115
153690	Gear (28T) 20			154727	Modification Kit 2, 74
153692	Gear (33T) 20			154742	Modification Kit 3, 70, 85, 88
153695	Pin 20			154743	Modification Kit 2, 73, 102
153696	Spring 20			154753	Modification Kit 3, 86
153697	Bracket 20			154755	Modification Kit 3, 56, 87
153698	Cam, Feed 20			154760	thru
153699	Cam, Feed 20			154769	Modification Kit 88
153700	Hub, Platen 20, 115				
153701	thru				
153717	Modification Kits 116				

NUMERICAL INDEX (Continued)

Part Number	Description and Page Number	Part Number	Description and Page Number	Part Number	Description and Page Number
154770	Modification Kit 3, 89	155296		155755	Sleeve, Insulating (11/64 ID x 5/8" Lg) 59
154771	Modification Kit 89		thru	155756	Nut (4-40 Spl) 68
154778	Modification Kit 3, 90, 91	155300	Bar, Function 65, 66	155757	Gear (28T) 68
154780	Modification Kit 2, 69	155306		155758	Gear (66T) 70
154785	Modification Kit 3, 92		thru	155759	Gear (48T) 70
154789	Modification Kit To Provide Replacement Parts for the 153560 Shaft and Associated Parts 17, 115	155307	Bar, Function 65, 66	155763	Modification Kit 2, 68
		155311		155765	Modification Kit 70
			thru	155767	Slide 60
154792	Modification Kit 3, 56, 87	155315	Bar, Function 65, 66	155784	Cable 64
154798	Modification Kit 3, 111	155326		155788	Spring 92
154872	Bracket 5, 74, 79		thru	155789	Cable Assembly 92
154873	Connector, Receptacle (2 Pt) 86	155330	Bar, Function 65, 66	155790	Contact Assembly 92
155000	Cable 64	155336		155791	Link 92
155021	Plate 70		thru	155792	Arm w/Stud 92
155037	Keylever Assembly 72	155340	Bar, Function 65, 66	155793	Bracket, Mounting 92
155041	Plate 11	155366		155795	Insulator (.031" Thk) 92
155042	Bracket 11		thru	155796	Shaft 39, 92
155044	Spacer 27	155370	Bar, Function 65, 67	155797	Arm, Contact 92
155047	Disk 27	155432		155798	Block, Terminal 92
155049	Cable 64		thru	155799	Terminal, Plate 92
155051	Cable Assembly 3, 86	155479	Pallet, Type 56	155852	Arm w/Link 87
155053	Connector, Plug (12 Pt) 86	155483	Pallet, Type 56	155853	Ratchet 87
155060	Slide, Stripper 59	155497	Box Assembly, Type (XK) 55	155855	Pawl, Spacing 87
155061	Blade, Stripper 59	155565	Arm, Right 20, 111	155856	Pawl, Spacing 87
155066	Cable 64	155566	Arm, Left 20, 82, 111	155857	Retainer 87
155067	Cable 64	155581		155859	Screw (4-40 Spl) 86
155068	Bracket 76		thru	155860	Screw (4-40 x 3/8 Rd) 86
155069	Bracket 76	155584	Spacer 73	155861	Washer, Lock 86
155071		155586	Bracket 39	155864	Shaft, Cam 17
		155587	Link w/Stud 39	155865	Stud 17
		155589	Plate w/Stud 39	155868	
		155618			thru
155077	Shaft 59	155673	Pallet, Type 57	155870	Pallet, Type 53, 55
155081	Post, Spring 35	155693	Box Assembly, Type (WP) 57	155871	
155090	Lubricator Assembly 42	155697	Box Assembly, Type (WV) 55		thru
155091	Lever, Trip 95	155699	Box Assembly, Type (WX) 55	155876	Pallet, Type 53
155096	Plate, Range Finder Mtg 42	155701	Box Assembly, Type (WY) 55	155877	Pallet, Type 53, 55
155099	Screw, Shoulder (6-40) 59	155703	Box Assembly, Type (XA) 55	155878	Pallet, Type 53, 55
155100		155704	Box Assembly, Type (XC) 55	155879	Pallet, Type 53
		155705	Box Assembly, Type (XD) 56	155880	Pallet, Type 53
		155706	Box Assembly, Type (XE) 56	155884	
155125	Bar, Function 65, 66	155707	Box Assembly, Type (XF) 56		thru
155126	Bar, Function 65, 67	155708	Box Assembly, Type (XG) 55	155891	Pallet, Type 57
155127		155709	Box Assembly, Type (XH) 57	155895	Pallet, Type 57
		155710	Box Assembly, Type (XJ) 55	155896	Finger, Left Paper 20, 111
		155713	Clip 61	155897	Finger, Right Paper 20, 111
155130	Bar, Function 65, 66	155714	Bracket 69	155913	Block, Contact 63
155131	Bar, Function 65, 67, 89	155715	Stud 69	155915	Plate, Contact 63
155132	Bar, Function 65, 66	155716	Plate w/Pin 93	155916	Plate, Contact 63
155133	Bar, Function 65, 67	155721	Contact Assembly 69	155917	
155134	Bar, Function 65, 67, 68, 89	155736	Lever, Function 61		thru
155135	Bar, Function 65, 67, 72	155737	Lever, Function 61	155925	Switch Assembly 63, 115
155141		155738	Bail, Blocking 61	155933	Plate, Guide 60
		155749	Cable 64	155934	Plate 60
155145	Bar, Function 65, 67	155750	Sleeve, Insulating (3/32 ID x 1/2" Lg) 15, 59, 69, 90, 91, 98, 107, 113	155935	Fork w/Post 60
155159	Bar, Function 65, 66	155751	Sleeve, Insulating (1/8 ID x 1" Lg) 15, 45, 46, 59, 69, 78, 92, 106	155936	Fork w/Post 60
155176		155752	Sleeve, Insulating (5/64 ID x 1/2" Lg) 59	155937	Fork w/Post 60
			thru	155938	Slide 60
155180	Bar, Function 65, 67	155753	Sleeve, Insulating (1/8 ID x 1/2" Lg) 45, 59, 69	155939	Slide 60
155191		155754	Sleeve, Insulating (1/16 ID x 1/2" Lg) 59, 109	155940	Slide 60
			thru	155941	Slide 60
155218	Bar, Function 65, 66			155942	Slide 60
155219	Bar, Function 65, 66			155946	Slide 60
155246	Bar, Function 65, 67			155948	Slide 60
155247	Bar, Function 65, 67			155954	Switch, Sensitive 4, 102, 113
155248				156057	Washer, Flat 112
155250	Bar, Function 65, 66				
155286					
155290	Bar, Function 65, 66				
155294	Bar, Function 65, 66				

NUMERICAL INDEX (Continued)

Part Number	Description and Page Number	Part Number	Description and Page Number	Part Number	Description and Page Number
156093	Washer, Felt 21, 112	157241	Bracket, Roller 17	157723	Pallet, Type 55
156450	Screw (2-56 x 1/2 Fil) 16, 69	157243	Plate 60	157724	Pallet, Type 55
156501	Screw (6-40 x 7/32 Fil) 4, 36	157246	Bracket 59	157725	Pallet, Type 53
156536	Screw (4-40 x 1/8 Fil) 42	157247	Bar W/Post 59	157726	Pallet, Type 53, 55
156558	Washer, Felt 105, 106	157251	Arm w/Pin 73	157727	Pallet, Type 53, 55
156572	Washer, Felt 52	157252	Bushing 73	157728	Pallet, Type 53, 55
156574	Post, Spring 7	157253	Lever 73	157729	thru
156591	Washer, Felt 12	157254	Bracket 73	157779	Pallet, Type 56
156632	Screw (6-40 x 13/32 Hex) 31	157255	Block 73	157780	thru
156663	Bushing, Insulating 92	157257	Block, Left Paper Spindle 73	157788	Pallet, Type 53
156740	Screw (6-40 x 7/32 Hex) 97, 112	157258	Bar w/Post 59	157790	thru
156875	Screw (6-40 x 5/32 Fil) 112	157259	Relay 91	157792	Pallet, Type 55
156880	Jumper (2-3/8" Black) 46	157261	Shaft , Stop Arm 42, 115	157794	thru
156881	Jumper (1-1/2" Black) 46	157262	Bracket, Double Connector 74	157807	Pallet, Type 53
156971	Screw (2-56 x 3/4 Fil) 107	157263	Cable 91	157823	thru
157000	Box Assembly, Type (WB) 55	157264	Cable 91	157829	Pallet, Type 56
157001	Box Assembly, Type (WC) 55	157265	Cable 90	157843	Cam 90
157002	Box Assembly, Type (WD) 55	157269	Cable 64	157844	Plate, Spacer 90
157003	Box Assembly, Type (WE) 55	157271	Bracket 45	157845	Plate 90
157004	Box Assembly, Type (WF) 55	157272	Insulator (.062" Thk) 45, 74	157846	Spacer, Shoulder 90
157007	Box Assembly, Type (WG) 55	157273	Connector, Plug (35 Pt) 45, 64, 74	157847	Bracket, Spring 60
157009	Box Assembly, Type (WH) 55	157274	Clip 59	157849	Lever 60
157011	Box Assembly, Type (WJ) 55	157275	Clip, Spring 59	157850	Lever 60
157013	Box Assembly, Type (WK) 55	157286	Clamp, Platen 20	157851	Plate, Spring 60
157015	Box Assembly, Type (WL) 55	157289	Bar, Cross 9	157852	Arm 60
157017	Box Assembly, Type (WM) 55	157290	Bail, Pressure 9, 10, 115	157854	Plate 60
157018	Box Assembly, Type (WN) 55	157291	Guide, Rear Paper 9	157855	Plate, Guide 60
157030	Box Assembly, Type (WT) 55	157311	Wick, Felt 91	157856	Bracket 91
157031	Disk 84	157398	Bar W/Post 59	157857	Spring, Flat 91
157032	Disk 84	157505	Clutch Assembly, Spacing 26	157858	Extension, Armature 91
157033	Plate, Cam 84	157506	Clutch Assembly, Line Feed 26	157859	Shim (.006" Thk) 91
157034	Lever, Trip 84	157508	Modification Kit 3, 93, 94	157861	Lever, Start 91
157035	Lever, Trip 84	157509	Modification Kit 2, 75	157862	Bracket, Guide 91
157037	Spacer 84	157510	Modification Kit 3, 95	157863	Lever 91
157038	Plate, Mounting 83	157511	Modification Kit 3, 80	157865	Plate 15, 90
157039	Clip, Spring 83	157513	Modification Kit 68	157866	Bracket 15, 90
157040	Bracket 83	157514	Modification Kit 3, 100	157867	Screw, Pilot (4-40) 15, 90
157041	Bail 83	157530	Modification Kit 68, 89	157868	Armature 90
157042	Bracket 83	157600	thru	157869	Spacer (.824" Thk) 15, 90
157043	Bracket, Adjusting 83	157634	Pallet, Type 53	157870	Armature 90
157044	Link 83	157635	Pallet, Type 55	157871	Bracket 15, 90
157045	Cable 83	157636	Pallet, Type 55, 56	157873	Lever 90
157046	Bar 77	157637	thru	157875	Bracket 15, 90
157047	Lever 14, 75	157641	Pallet, Type 55	157876	Bracket 15, 90
157048	Lever 75	157642	Pallet, Type 53, 55, 56	157877	Bracket 15, 90
157049	Pin 14, 75	157643	thru	157878	Bracket 15, 90
157070	thru	157649	Pallet, Type 55	157884	Block, Contact 63
157100	Switch Assembly 63, 115	157650	Pallet, Type 53, 55	157887	Arm, Contact (NO) 62, 63
157101	thru	157651	thru	157889	Spring, Contact (NO) 62, 63
157106	Cable 64	157657	Pallet, Type 55	157890	thru
157151	Bracket 79	157658	Pallet, Type 53	157893	Plate, Contact 63
157163	Spring, Compression 83	157659	Pallet, Type 55	157899	Arm, Contact (NC) 62, 63
157164	Slide 60	157660	Pallet, Type 53, 55	157948	Keylever Assembly 68, 89
157191	Bar, Line Feed 85	157661	Pallet, Type 53	157972	Bellcrank 35, 100
157192	Eccentric 85	157662	thru	157973	Extension, Transfer 100
157193	Gear (44T) 85	157675	Pallet, Type 55	157975	Cable 64
157194	Retainer, Spring 45	157676	Pallet, Type 53, 55	157979	Link, Toggle 49
157198	Bail, Detent 85	157715	Pallet, Type 53	157990	Bracket W/Bearing 11, 115
157200	Spring 61, 68, 72, 89	157716	Pallet, Type 53, 55	157991	Stud 11, 115
157205	Lever, Function 61	157717	Pallet, Type 55	158186	Screw (4-40 x 7/32 Fil) 108
157206	Lever, Function 61	157718	Pallet, Type 55	158189	Washer, Felt 37
157207	Lever, Function 61	157719	thru	158314	Bracket W/Stud 4, 102
157237	Shield, Terminal 45	157722	Pallet, Type 53, 55	158315	Follower, Bellcrank 4, 102
157238	Spring 53, 68, 72, 96, 115			158316	Plate, Nut 4, 102
157240	Spring 61, 68, 72, 89, 96, 104				

NUMERICAL INDEX (Continued)

Part Number	Description and Page Number	Part Number	Description and Page Number	Part Number	Description and Page Number
158317	Insulator, Switch 4, 102, 113	160568	Contact Assembly 98	162573	Retainer 26
158318	Cable 102, 113	160569	Bracket 98	162605	Box Assembly, Type (YF) 55
158334	Spring, Tension 94	160572	Slide, Stripper 59	162636	thru
158335	Stud 35, 93	160573	Blade, Stripper 59	162640	Bar, Function 65, 66
158337	Plate w/Pin 94	160574	Arm w/Stud 89	162728	Arm 11, 89
158339	Arm w/Pin 93	160576	Slide, Stripper 59, 89	162729	Bar, Guide 11, 12, 16, 71, 79, 83, 89, 93, 95, 96
158340	Bracket, Stop 94	160577	Blade, Stripper 59, 89	162847	Modification Kit 68
158341	Plate, Stop 88, 94	160578	Sleeve, Pinion 89	163146	Modification Kit 3, 101, 109
158342	Arm 94	160584	Shield, Insulating 91	163147	Contact Assembly 101
158343	Bracket, Spring 94	160585	Shield, Insulating 91	163148	Shaft 101
158344	Nut, Shoulder (6-40) 93	160586	Spring, Contact 91	163150	Collar 101
158346	Lever W/Hub 93	160587	Spring, Contact 91	163152	Cam W/Stud 101
158347	Bracket 94	160588	Bracket, Contact 91	163153	Cam, Trip 101
158348	Bracket 94	160589	Contact Assembly 91	163157	Cam, Drive 101
158349	Arm, Slide 93	160650	Cable 64	163158	Bracket W/Hub 101
158351	Pawl W/Stud 93	160751	Pallet, Type 55	163159	Lever 101
158352	Bail, Trip 29	160755	Box Assembly, Type (XM) 56	163162	Cable 64
158353	Bail, Stop 29	160843	Spring 29	163180	Modification Kit 3, 93, 94
158354	Arm, Extension 29	160844	Box Assembly, Type (XN) 55	163181	Wheel, Horizontal Tab 94
158357	Wheel, Horizontal Tab 94	160886	Modification Kit 2, 76	163182	Bracket, Stop 94
158365	Blade, Reset 17	160937	Bail 76	163183	Modification Kit 3, 97
158447	Keylever Assembly 89	160938	Arm, Slide 76	163184	Bracket, Magnet 97
158485	Bracket, Left 111	160939	Post, Spring 76	163185	Armature 97
158486	Bracket, Right 111	160940	Post 76	163197	Pallet, Type 55
158487	Shaft 111	160999	Box Assembly, Type (XP) 56	163198	Pallet, Type 55
159181	Lubricator 43	161081	Box Assembly, Type (YG) 56	163250	Pin 14, 97
159184	Wick, Lubricating 43	161082	Cable 64	163254	Magnet Assembly 97
159185	Retainer, Wick 43	161134	Bracket, Spring 50	163271	Lever, Function 61
159204	Connector, Plug (2 Pt) 15	161138	Retainer 87	163292	Modification Kit 3, 56, 87
159334	Washer, Insulating 12	161140	Modification Kit 70	163294	Ratchet (81T) 87
159341	Bearing, Ball 22, 27	161250	Gear (88T) 70, 88	163295	Box Assembly, Type (YC) 56
159356	Modification Kit To Replace Old Style Guide Bracket 20	161260	Disk 70	163308	thru
159362	Modification Kit 2, 73	161269	Arm, Slide (L.F.) 96	163314	Pallet, Type 56
159366	Modification Kit 3, 102	161270	Arm, Slide (Reverse L.F.) 96	163459	Gear (66T) 26
159395	Modification Kit 3, 56, 87	161271	Link 96	163503	Gear (26T) 26
159571	Stiffener 98	161272	Bracket W/Stud 96	163535	Modification Kit 3, 89, 98
159597	Washer, Flat 12	161273	Bracket W/Stud 96	163590	Gear (60T) 26
159752	thru	161278	Lever 96	163776	Stop 7
159787	Pallet, Type 57	161279	Spring, Torsion 96	163778	Stud 7
160180	Armature W/Extension 115	161280	Modification Kit 3, 96	163783	Lever W/Stud 7
160182	Bracket w/Button 46	161308	thru	163786	Bracket 7
160184	Plate, Stop 45, 115	161317	Pallet, Type 55	163787	Bail, Detent 7
160186	Bushing, Shoulder 46	161342	Lever, Start 42	163788	Bracket, Guide 7
160192	thru	161346	Washer, Felt 48, 49, 105, 106	163790	Frame, Right 7
160197	Switch Assembly 63, 115	161347	Washer, Felt 15, 17, 19, 35, 37, 38, 83	163791	Frame, Left 7
160198	thru	161362	Box Assembly, Type (XR) 56	163943	Lever w/Pin, Function 61
160220	Switch Assembly 63, 116	161363	Box Assembly, Type (XS) 56	163944	Lever, Function 61
160486	Bail 89	161364	Box Assembly, Type (XT) 56	163947	Modification Kit 3, 98
160490	Pawl 89	161365	Box Assembly, Type (XU) 56	163948	Gear (28T) 7, 98, 114
160491	Plate W/Stud 89	161366	thru	163949	Bushing 7, 80, 98, 114
160493	Plate, Adjusting 89	161377	Pallet, Type 56	163951	Gear w/Shaft (28T) 7, 98
160495	Plate W/Stud 89	161491	Pawl, Feed 87	163954	Handwheel 7, 98
160498	Plate, Mounting 89	161492	Pawl, Feed 87	163955	Arm W/Hub & Stud 98
160499	Lever, Blocking 89	161649	Lever, Function 61	163956	Lever 98
160500	Lever, Blocking 89	161686	Tool, Tine 65	163957	Lever 98, 114
160502	Slide, Form Out 89	161767	Modification Kit 70	163958	Washer, Flat 7, 98, 114
160503	Slide, Tab 89	161769	Box Assembly, Type (XW) 55	163959	Spring, Torsion 98, 114
160505	thru	162056	Box Assembly, Type (XZ) 56	163960	Bushing 7, 80, 98, 114
160514	Disk, Retaining 88	162058	Box Assembly, Type (YA) 57	163968	Cable 64
160523	Plate, Mounting 98	162059	Lever, Function 61	164218	Box Assembly, Type (YJ) 56
160527	thru	162298	Slide 60	164219	Arm W/Hub 7
160536	Spring 88	162484	Lever, Function 61	164220	Spring, Torsion 7
		162488	Modification Kit 39	164270	Modification Kit 3, 99
		162539	Box Assembly, Type (YB) 55	164311	Lever, Function 61

NUMERICAL INDEX (Continued)

Part Number	Description and Page Number	Part Number	Description and Page Number	Part Number	Description and Page Number
164313	Bracket 52	170118	Bracket 40	172723	Box Assembly, Type (YM) 55
164314	Plate 34	170119	Lever 40	172816	Cable w/Terminals 112
164316	Plate, Clamp 33, 115	170120	Lever 40	172909	Sprocket 112
164348	Box Assembly, Type (YK) 56	170121	Shaft 40	172911	Lever, Latch 112
164386	Bracket, Magnet 45, 110, 115	170122	Lever 40	172912	Ratchet 112
164476	Modification Kit 2, 69	170123	Bracket, Retaining 39	172915	Lever, Switch Actuating 112
164477	Cable 69	170124	Lubricator Assembly 43	172916	Pawl w/Bushing 112
164478	Contact Assembly 69	170125	Lever, Shoe Release 27	172918	Bar, Line Feed 112
164498	Box Assembly, Type (YL) 55	170128	Clutch Asm, Selector Cam 27	172921	Plate, Mounting 112
164572	Plate, Mounting 99	170133	Link 12	172922	Post, Upper Mounting 112
164573	Rod 99, 103	170134	Plate 12	172923	Post, Sprocket Mounting 112
164574	Bracket, Right 99	170135	Bracket 12	172924	Lever, Reset 112
164575	Bracket, Left 99	170136	Shaft 12	172926	Lever, Ratchet Release 112
164576	Rod 99	170137	Bail W/Post 12	173012	insulator 112
164577	Bracket 99, 103	170139	Bail 12	173141	Lever, Function 61
164586	Box Assembly, Type (YE) 55	170140	Stud 12	173282	Bail W/Post 75
164594	Cable 64	170142	Arm, Suppression 29, 75	173283	Modification Kit 2, 75
164600	Holder, Paper 99	170143	Stud, Bearing 12	173284	Lever, Lock 37
164611	Guard 7	170144	Bail 12	173450	Cable w/Terminals 45
164740	Rack, Range Finder 110	170145	Cam 27	173698	Cable Assembly 45, 64
164743	Shaft 110	170146	Bail W/Hub 12	173715	Terminal, Plug Type 107
164958	Screw (4-40 x 1/2 Hex) 97	170164	Box Assembly, Type (TA) 55	173882	Stud 14, 97, 109
164960	Insulator (.015" Thk) 97	170194	Washer, Spring 27	173883	Bracket, Mounting 14, 97, 109
165217	Jumper (1-1/2" Green) 107	170198	Arm, Stop 43	173884	Plate, Mounting 109
170000	Frame, Right Side 5	170230	Knob 43	173885	Bracket, Mounting 109
170001	Housing, Bearing 24	170231	Guide, Upper 43	173886	Contact Assembly 109
170002	Bracket W/Bushing 12	170232	Guide, Lower 43	173887	Post, Pivot 109
170003	Post, Anchor 12	170233	Stud 43	173889	Post, Spring 109
170004	Bracket W/Bushing 12	170234	Bracket, Guide 43	173890	Pin, Stop 109
170018	Bushing 29	170235	Bracket, Spring 43	173891	Bellcrank 109
170019	Lever, Latch 29	170236	Lever 43	173892	Spring 109
170020	Lever, Trip 29	170237	Lever, Start 43	173902	Spring, Compression 109
170021	Arm, Clamp 29	170238	Bail, Reset 43	173903	Bracket 109
170022	Arm, Cam 29	170282	Nut (6-40 Hex) 36, 107	174043	Modification Kit 3, 108
170023	Bearing 40, 69	171671	Connector, Blue Insulated 109	174086	Box Assembly, Type (TB) 55
170024	Bracket 40	172181	Modification Kit 3, 100	174384	Guide 108
170025	Bracket W/Stud 40	172190	Bracket 100	174385	Bracket 108
170026	Bellcrank W/Bushing 40	172226	Rod, Copy Holder 100	174386	Knife 108
170027	Bellcrank 40	172500		174387	Finger, Paper 108
170028	Link 40		thru	174388	Lever W/Hub 108
170039	Bellcrank W/Posts 36	172530	Switch Assembly 62, 115	174389	Lever W/Hub 108
170042	Bail W/Bushing 12	172531		174390	Bracket W/Posts 108
170054	Arm W/Post 36		thru	174391	Screw, Shoulder (2-56) 108
170056	Plate W/Stud 36	172536	Switch Assembly 62, 116	174392	Armature 108
170057	Bearing 36	172538		174393	Bracket W/Posts 108
170058	Nut, Shoulder (10-32 Hex) 36		thru	174394	Yoke 108
170059	Pawl, Drive 36	172557	Switch Assembly 62, 116	174395	Bracket 108
170060	Plate, Guide 36	172558	Switch Assembly 62	174397	Bushing 108
170062	Bail 35	172559	Switch Assembly 62, 116	174398	Spring, Contact 108
170063	Lever 35	172560		174399	Spring, Contact 108
170064	Link, Drive 36		thru	174400	Contact Assembly 108
170066	Bar, Code 50	172590	Switch Assembly 62	174401	Insulator (.015" Thk) 108
170067	Washer, Spacing 27	172591	Spring, Contact Arm 62	174402	Spring, Compression 108
170071	Clutch Assembly, Code Bar 27	172593	Plate, Contact 62	174403	Strip, Terminal 108
170074	Arm 12	172594	Plate, Contact 62	174441	Lever w/Bushing 110
170075	Roller 12	172595	Plate, Contact 62	174442	Contact Assembly 110
170076	Pawl 12	172596	Plate, Contact 62	174444	Spring, Contact 110
170079	Arm W/Hub 37, 115	172597	Block, Contact 62	174445	Bracket, Contact Mounting 110
170080	Stud 31	172598	Cam, Eccentric 87	174446	Spring, Contact 110
170082	Cable W/Terminals 46	172599	Block, Contact 62	174447	Post 110
170110	Cam, Selector 27	172600		174448	Guard 110
170111	Shaft 27		thru	174449	Bracket 110
170112	Guide 40	172608	Switch Assembly 62, 115	174450	Cam 110
170113	Arm 40	172618	Plate, Contact 62	174452	Spacer (.085" Thk) 110
170115	Lever, Transfer (#7) 40	172619	Plate, Contact 62	174482	Lever 61
170116	Lever, Transfer (#0) 40	172620	Cam, Eccentric 87	174483	Lever 61
170117	Bracket 40	172632	Screw (4-40 x 3/16 Hex) 110	174484	Lever 61

NUMERICAL INDEX (Continued)

Part Number	Description and Page Number	Part Number	Description and Page Number	Part Number	Description and Page Number
174570	Switch 107	179224	Slide Assembly 33	192566	Link, Left Drive 37, 109
176181		179225	Bail W/Studs 37	192567	Link, Right Drive 37, 109
thru		179226	Screw, Shoulder (4-40) 33	192575	Link, Right 33
176197	Modification Kit 81, 116	179235	Bracket, Right Mounting 103	192576	Link, Left 33
176221		179236	Bracket, Left Mounting 103	192580	Cam 27
thru		179237	Clamp, Left 103	192610	Arm, Slide 76
176237	Platen, Rubber 81, 82, 115, 116	179238	Clamp, Right 103	192704	Disk, Retaining 88
176238	Platen, Rubber 81	179239	Bracket, Right Mounting 103	192706	Modification Kit 88
176246	Bail, Blocking 61	179240	Bracket, Left Mounting 103	192707	Bail Assembly, Function 17
176247	Bail, Blocking 61	179241	Rack, Copy Display 103	192985	Spring, Contact 98
176285	Bail, Pressure 111	179301	Plate, Paper Guide 103	192986	Spring, Contact 98
176299	Screw, Shoulder (6-40) 97, 109	179309	Finger, Left Paper 103	192988	Spring, Contact 98
176420	Modification Kit 3, 110	179310	Finger, Right Paper 103	192997	Bracket 106
176471	Cable W/Terminals 108	179366	Shaft 103	193564	Spring, Contact 101
176472	Cable W/Terminals 108	179368	Roller, Paper Guide 103	193578	Box Assembly, Type (YZ) 55
176477	Plate 111	179369	Modification Kit 3, 103	193655	Lever, Function 61
176569	Modification Kit 89	179377	Post 103	193803	Box Assembly, Type (AB) 57
176598	Bellcrank 80	179396	Plate, Front Type Box 53	193858	Frame, Left Side 4
176642	Clip, Spring 59	179397	Plate, Rear Type Box 53	194018	
176651	Box Assembly, Type (YP) 55	179451	Plate, Right 37	thru	
176695	Cable 69	179452	Plate, Left 37	194021	Pallet, Type 57
176704	Spring, Torsion 76	179666	Box Assembly, Type (YW) 55	194026	Box Assembly, Type (AC) 57
176821	Modification Kit 2, 69	179675	Bracket, 106	194027	Box Assembly, Type (AD) 57
176909	Frame, Left Side 8	179676	Lever Left Guide 106	194035	
176910	Frame, Right Side 8	179677	Shaft, Ribbon Spool 105, 106	thru	
176911		179678	Lever 105, 106	194039	Pallet, Type 57
thru		179680	Bail, Left Lifter 106	194052	Plate, Form Stop 88
176914	Guide W/Pins, Paper 82	179681	Post 105, 106	194054	Modification Kit 53, 115
176918	Shaft 27	179682	Bail, Left Roller 106	194092	Modification Kit 3, 112
177044	Template 98, 114	179684	Lever 105, 106	194093	Modification Kit 2, 76
177081	Gear (68T) 16	179686	Bracket, Right 105	194324	Modification Kit 3, 102, 113
177082	Disk 16	179687	Lever, Right Guide 105	194325	Bracket w/Post 113
177083	Yoke 14	179689	Bracket, Left 106	194326	Bracket, Switch 113
177084	Lever 16	179690	Plate 106	194327	Lever 113
177089	Box Assembly, Type (YR) 55	179691	Bracket, Left 106	194371	Guide 113
178141	Modification Kit 2, 69	179692	Spacer 105, 106	194414	Lever 61
178185	Bracket W/Studs 16	179693	Bail, Right Lifter 105	194929	Box Assembly, Type (AE) 57
178187	Disk 16	179694	Bail, Right Roller 105	194995	Modification Kit 3, 107
178188	Lever 14	179695	Bracket, Left Magnet 106	194998	Plate, Mounting 107
178189	Armature 14	179696	Bracket, Left Hinge 106	194999	Cable Assembly 107
178190	Extension, Armature 14	179697	Lever, Left Stop 106	195000	Lever, Operating 107
178301	Modification Kit 3, 98	179698	Armature 105, 106	195001	Insulator (.032"Thk) 107
178302	Bracket, Mounting 98	179699	Shaft 105, 106	195009	Box Assembly, Type (AF) 57
178303	Guard, Contact Spring 98	179700	Bracket, Right Hinge 105	195016	Pawl Assembly 61
178304	Contact Assembly 98	179701	Lever, Right Stop 105	195054	Stud 12
178358	Modification Kit 14	179702	Bracket, Right Magnet 105	195061	Switch (DT-SP) 112
178359	Bracket 14	179703	Bracket 105	195062	Arm, Stop 112
178414	Connector, Receptacle (24 Pt) 109	179704	Shaft, Right 105	195109	Plate, Stop 59, 61
178551		179708	Plate, Adjusting 105	195150	Lever, Reversing 106
thru		179718	Cable 106	195218	Box Assembly, Type (AG) 55
178567	Guide, Form 82	179724	Modification Kit 3, 105, 106	195240	Post 46
178568		179782	Screw (6-40 x 7/8 Hex) 15	195251	Armature, Selector 45
thru		179802	Cover 101	195266	Modification Kit To Add Shaft and Retainer 59
178584	Modification Kit 82	179814	Box Assembly, Type (TD) 55	195461	Box Assembly, Type (AH) 57
178600	Cover 109	179873	Screw (3-48 x 5/8 Fil) 77	195486	
178607	Stud, Cam Follower 12	179989	Cable 98	thru	
178724	Box Assembly, Type (YS) 55	179994	Guard, Contact Spring 98	195488	Pallet, Type 57
178764	Gear (26T) 26	179999	Bail, Spring 105, 106	195593	Lever 7
178809	Box Assembly, Type (YT) 55	182909	Spring 43	195594	Lever 7
178852	Box Assembly, Type (YU) 57	192321	Stud 36	195634	Modification Kit 45
179057	Box Assembly, Type (YV) 56	192322	Spring, Compression 36	195855	Pin, Sprocket Feed 20
179088	Pallet, Type 55	192323	Spring 33	195980	Spring 61
179194	Bracket 89	192493	Spring 43	195996	Gear (63T) 26
179198	Lever 80	192518	Bar, Suppression Code 50	197713	Box Assembly, Type (AK) 55
179199	Lever 114	192560	Slide 36	197729	Disk 70
179216	Arm, Right Side 33	192561	Bar W/Hub 36	197730	Disk 70
179217	Arm, Left Side 33	192563	Bracket W/Stud 36		

NUMERICAL INDEX (Continued)

Part Number	Description and Page Number	Part Number	Description and Page Number	Part Number	Description and Page Number
197731	Gear (68T) 70, 88	199655	Bracket, Left 112	305035	Modification Kit 3, 20, 98, 114
197732	Gear (104T) 70, 88	199656	Guide, Left Paper 112	305036	Modification Kit 3, 21, 114
197733	Disk, Retaining 88	199657	Guide, Right Paper 112	305059	Guide, Form (9-1/2") 81
197734	Disk, Retaining 88	199898	Box Assembly, Type (AL) 57	305071	Gear (112T) 88
197735	Gear (44T) 70, 88	304360	Pawl, Check 112	305075	Disk, Retainer 88
197736	Gear (34T) 70, 88	304361	Ratchet 112	305079	Modification Kit 88
197737	Gear (40T) 70, 88	304374	Spring, Torsion 112	305541	Slide, Stripper 59
197840	Gear (31T) 70, 88	304395	Spring 33	305687	Stud 61
197847	Modification Kit 70	304396	Plate, Stop 7, 114	305769	Bracket 15
197848	Modification Kit 70	304463	Slide, Stripper 59	305771	Bracket, Guide 81
197849	Modification Kit 88	304464	Blade w/Stud 59	305773	Cable Assembly 15
197850	Modification Kit 88	304465	Blade, Stripper 59	305776	Armature 15
197957	Gear (34T) 114	304740	Head, Print Hammer 52	305778	Lever, Shift 15
197958	Gear w/Shaft (37T) 114	304772	thru	305779	Bellcrank 15
197996	Roller, Front 105, 106			306058	Armature Assembly 15
197998	Cable 98	304775	Guide, Paper 81	306755	Lever, Marking Lock 42
198394	Modification Kit 3, 109	304778	Bail W/Wire 107	307065	Modification Kit 3, 114
198655	Cable Assembly 109	304779	Bail W/Wire 107	307285	Plate, Mounting 112
198656	Cable Assembly 109	305028	Guide, Paper 81	307289	Lever 80, 114
199245	Modification Kit 3, 107	305031	Gear W/Shaft(28T) 7, 114	309529	Washer, Clamp 15
199518	Bar, Function 66	305033	Handwheel 7, 114	310733	Modification Kit 81
199519	Bar, Function 66	305034	Arm w/Hub 114	312991	Plate, Nut 112

