


BULLETIN 1201B

35 SEND-RECEIVE
and
RECEIVE-ONLY SETS
(KSR and RO)

PARTS



TELETYPE[®]
CORPORATION

5555 TOUHY AVENUE, SKOKIE, ILLINOIS

TABLE OF CONTENTS

SECTION	TITLE	ISSUE	DATE
574-220-800TC	35 Typing Unit (LP)	*4	August 1971
574-221-800TC	35 Send-Receive Keyboard (LK) and Receive-only Base (LB)	*3	August 1971
574-226-800TC	35 Electrical Service Unit (LESU) - KSR/RO	3	April 1971
574-226-803TC	35 Electrical Service Unit (LESU) - Wall Mounted KSR/RO	2	December 1968
574-227-800TC	35 Call Control Unit (LCCU)	2	August 1968
574-229-800TC	35 Console and Table Model Cabinet (LAC) - KSR/RO	3	June 1969
574-229-801TC	35 Wall Mounted Cabinet (LPC) - KSR/RO	2	June 1968

Note:

For Motors Refer to Bulletin 295B

* Indicates revised sections

35 TYPING UNIT (LP)
PARTS

SECTION 574-220-800TC

FIGURE	CONTENTS	PAGE	FIGURE	CONTENTS	PAGE
1	Right and Left Side Frames (Wall Mounted)	3	46	Left Side-Ribbon Feed Mechanism For Two Color Ribbon Printing	48
2	Right Side Frame	4	47	152340 Modification Kit to Provide Multi-Copy Paper Handling	49
3	Left Side Frame	5	48	154771 Modification Kit to Provide Vertical Tabulation	50
4	Pressure Roller Mechanism	6	49	154798 Modification Kit to Provide Superfold Friction Feed Paper Handling	51
5	Paper Spindle and Reset Bail Mechanism	7	50	157511 Modification Kit to Provide Local Reverse Line Feed	52
6	Sprocket Feed Platen Mechanism	8	51	194324 & 305733 Modification Kits to Provide Paper-Out Alarm Switch	53
7	Friction Feed Platen and Line Feed Mechanisms	9	52	329013 Handwheel Assembly	54
8	Trip Shaft Mechanism	10	53	305035, 305036 & 307065 Modification Kits to Provide Manual Platen Line Feed	54
9	Space Suppression Mechanism	11	54	163146 Modification Kit to Provide Universal Contact	55
10	Vertical Tabulating Mechanism	12	55	324490 Modification Kit to Provide Paper Jam Alarm	56
11	330682 Vertical Tabulation Assembly	13	56	305037 Modification Kit to Adapt Sprocket Feed Printers to 9-1/2 Inch Form Widths	57
12	Contact Assemblies for Vertical Tabulating Mechanism	14	57	311456, 324095 & 333520 Modification Kits to Provide Paper Jam Alarms	58
13	Main Shaft Mechanism	15	58	312711 Modification Kit to Adapt Units with a Vertical Tabulating Mechanism to use the 179724 Modification Kit	59
14	Main Shaft Mechanism (Continued)	16	59	311458, 311459, 311460 & 311461 Modification Kits to Add Adjustable Last Form Alarm	60
15	Right Side Linkage and Type Box Carriage Mechanism	17	60	321099 Modification Kit to Provide Automatic Carriage Return and Line Feed	61
16	Left Side Linkage and Rocker Shaft Mechanism	18	61	152350 Modification Kit to Provide Keyboard Lock	62
17	Front Plate Mechanism	19	62	157510 Modification Kit to Provide Local Backspace	62
18	Front Plate Mechanism (Continued)	20	63	305540 Modification Kit to Provide a Yield Mechanism for the Line Feed Stripper Slide (Function Box Slots 39, 40 & 41)	63
19	Front Plate Mechanism (Continued)	21	64	305539 Modification Kit to Provide a Yield Mechanism for the Line Feed Stripper Slide (Function Box Slots 39 & 40)	63
20	Front Plate Mechanism (Continued)	22	65	174439 Modification Kit to Add Timing Contacts for Selector (Less Cam)	64
21	Front Plate Mechanism (Continued)	23	66	163183 Modification Kit to Provide D.C. Magnet Operated Print Suppression	65
22	Carriage Return and Spacing Drum Mechanism	24	67	325967 Modification Kit to Convert Sprocket Feed Printer Line Feed from 6.1 to 3.1 Ratio (6 Stop to 3 Stop Clutch)	66
23	Selector Mechanism	25		Numerical Index	67
24	Selector Magnet Timing Contact Mechanism	26			
25	Selector Magnet Mechanism	27			
26	192495 Form-Out Solenoid Assembly	28			
27	Codebar Positioning Mechanism	29			
28	Intermediate Storage Feature for Codebar Positioning Mechanism	30			
29	Paper Alarms and Form-Out XD Control Mechanism	31			
30	Paper Alarms and Form-Out Mechanisms	32			
31	Left Ribbon Feed Mechanism	33			
32	Right Ribbon Feed Mechanism	34			
33	173260 Printing Carriage Mechanism	35			
34	Horizontal Tabulating Mechanism	36			
35	Codebar Mechanism	37			
36	Basic Stunt Box Components	38			
37	Switch Assemblies and Components	39			
38	Function Levers and Pawls	40			
39	Suppression Solenoid Mechanism	41			
40	Function Bars	42			
41	Typepallet Box and Typepallet Chart	43			
42	Type Pallet Chart	44			
43	Sprocket Feed Paper Handling Modification Kits	45			
44	Vertical Tabulation Modification Kits	46			
45	Right Side-Ribbon Feed Mechanism For Two Color Ribbon Printing	47			

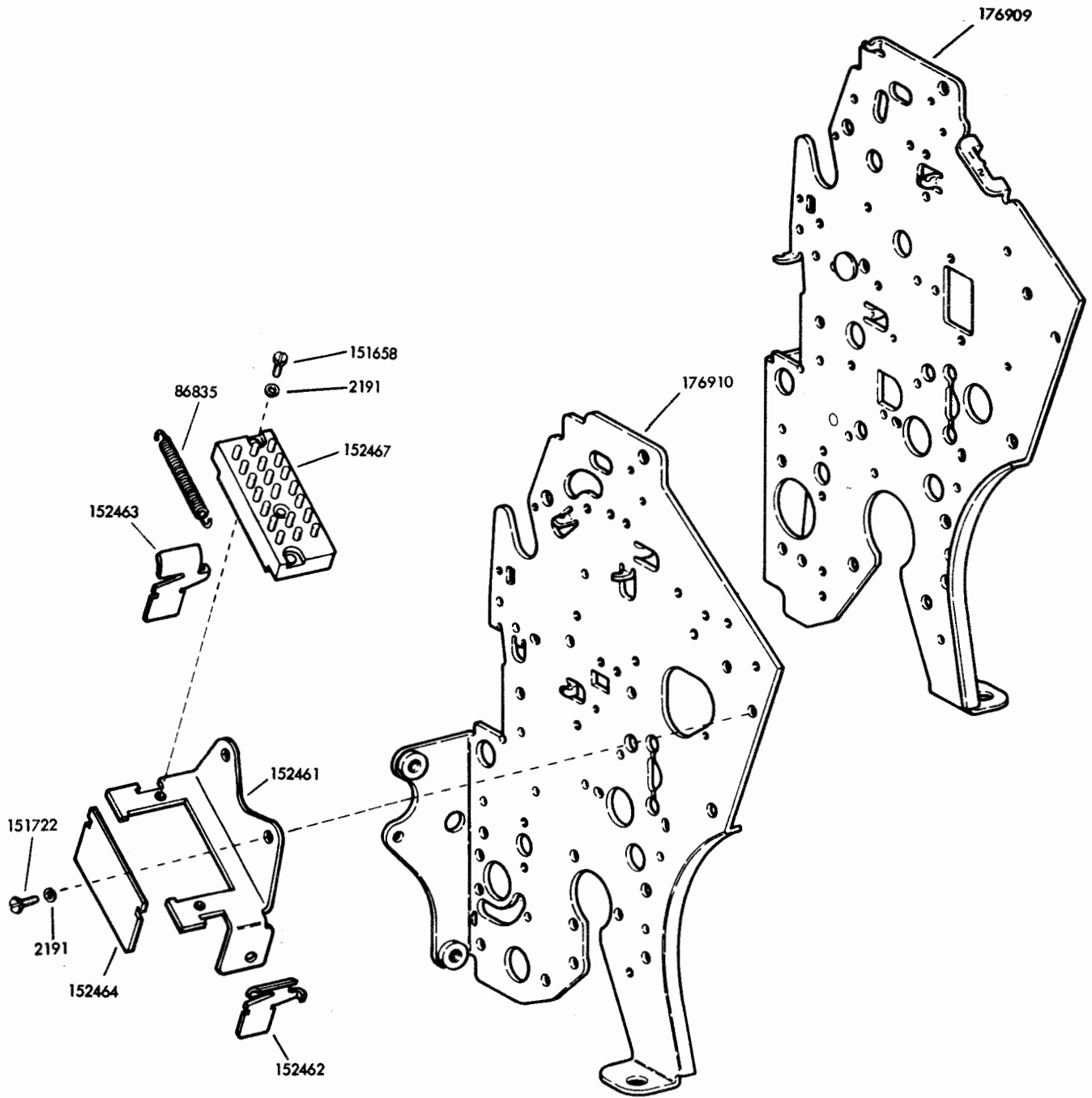


FIGURE 1. RIGHT AND LEFT SIDE FRAMES (WALL MOUNTED)

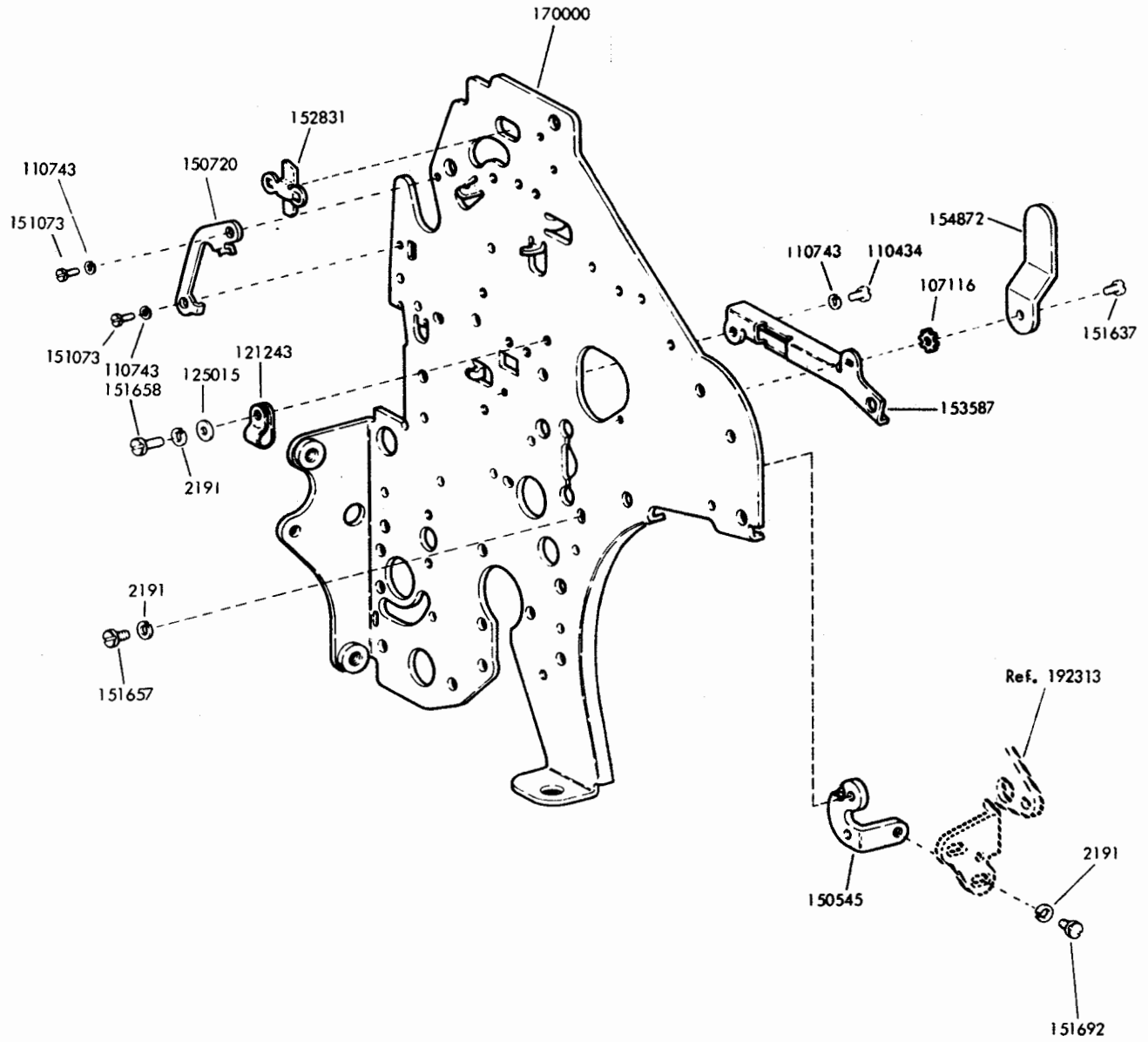


FIGURE 2. RIGHT SIDE FRAME

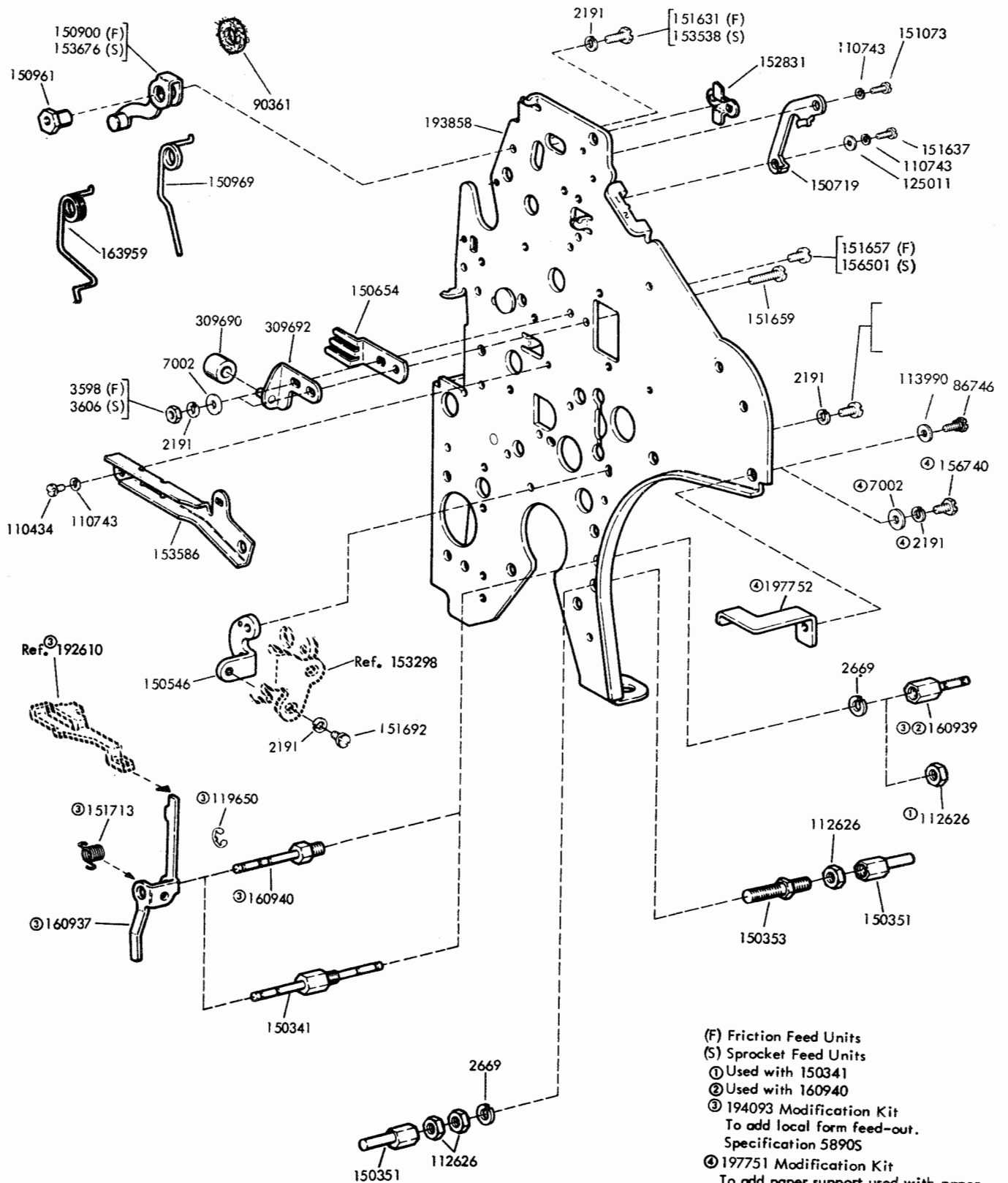


FIGURE 3. LEFT SIDE FRAME

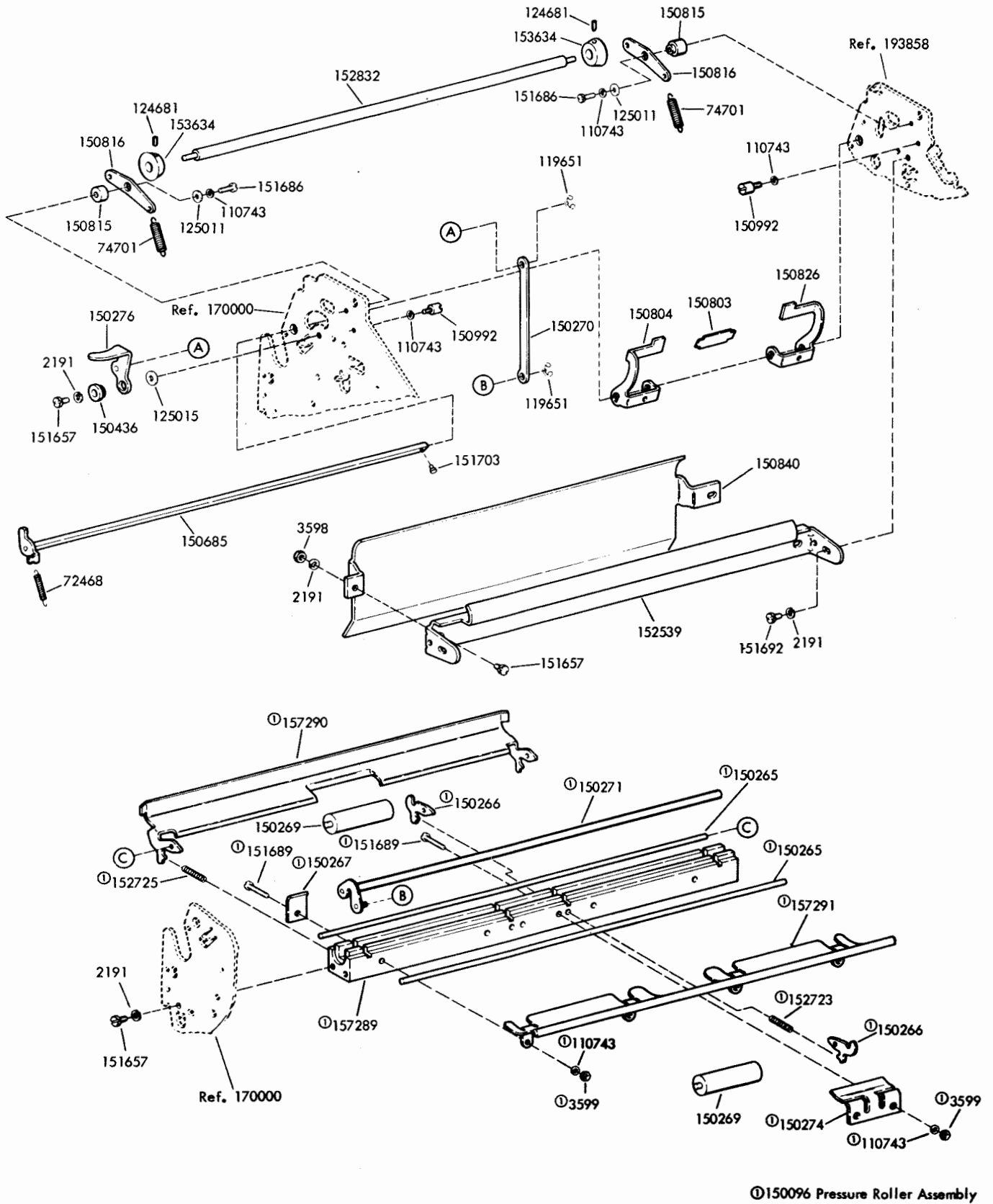


FIGURE 4. PRESSURE ROLLER MECHANISM

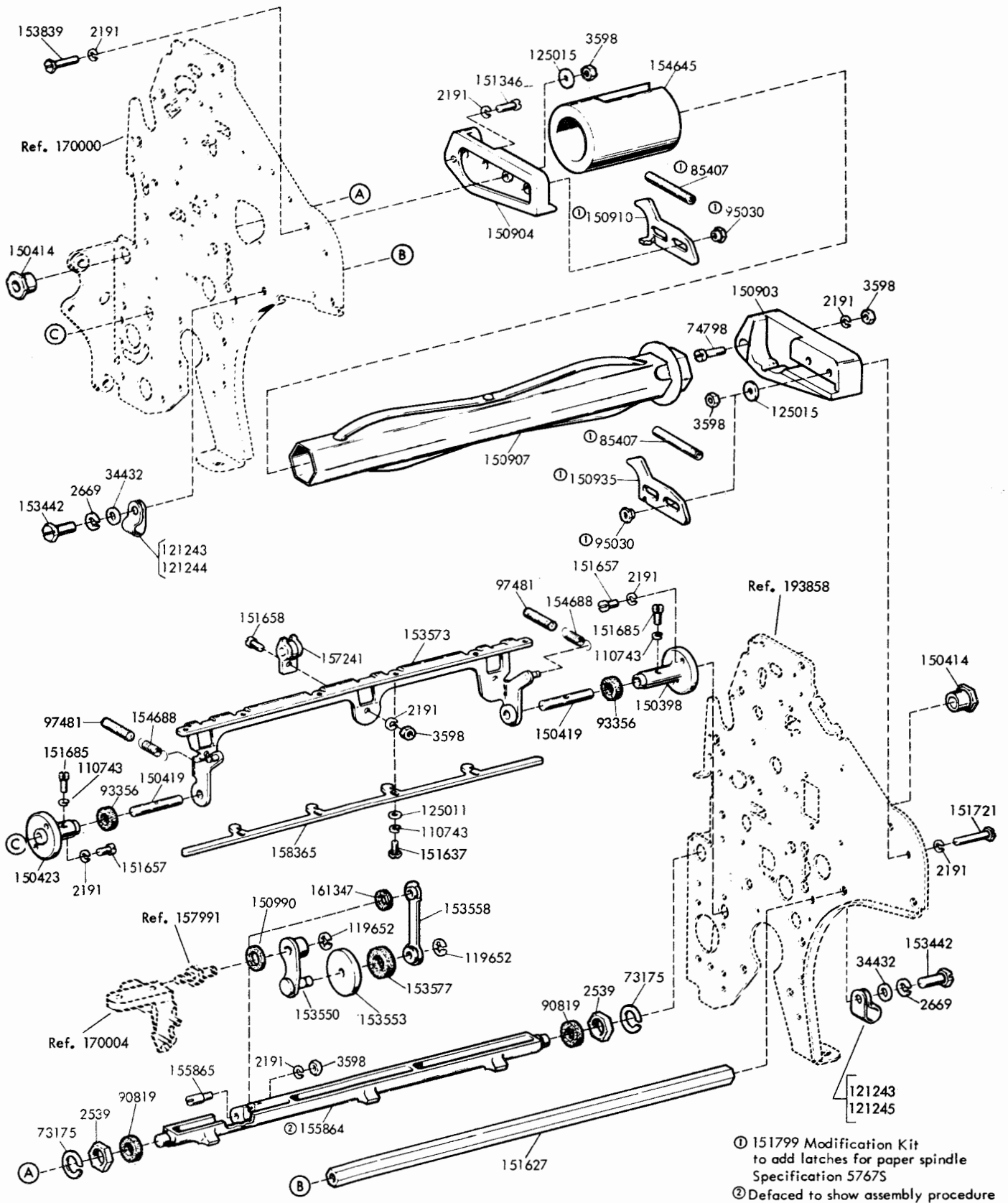


FIGURE 5. PAPER SPINDLE AND RESET BAIL MECHANISM

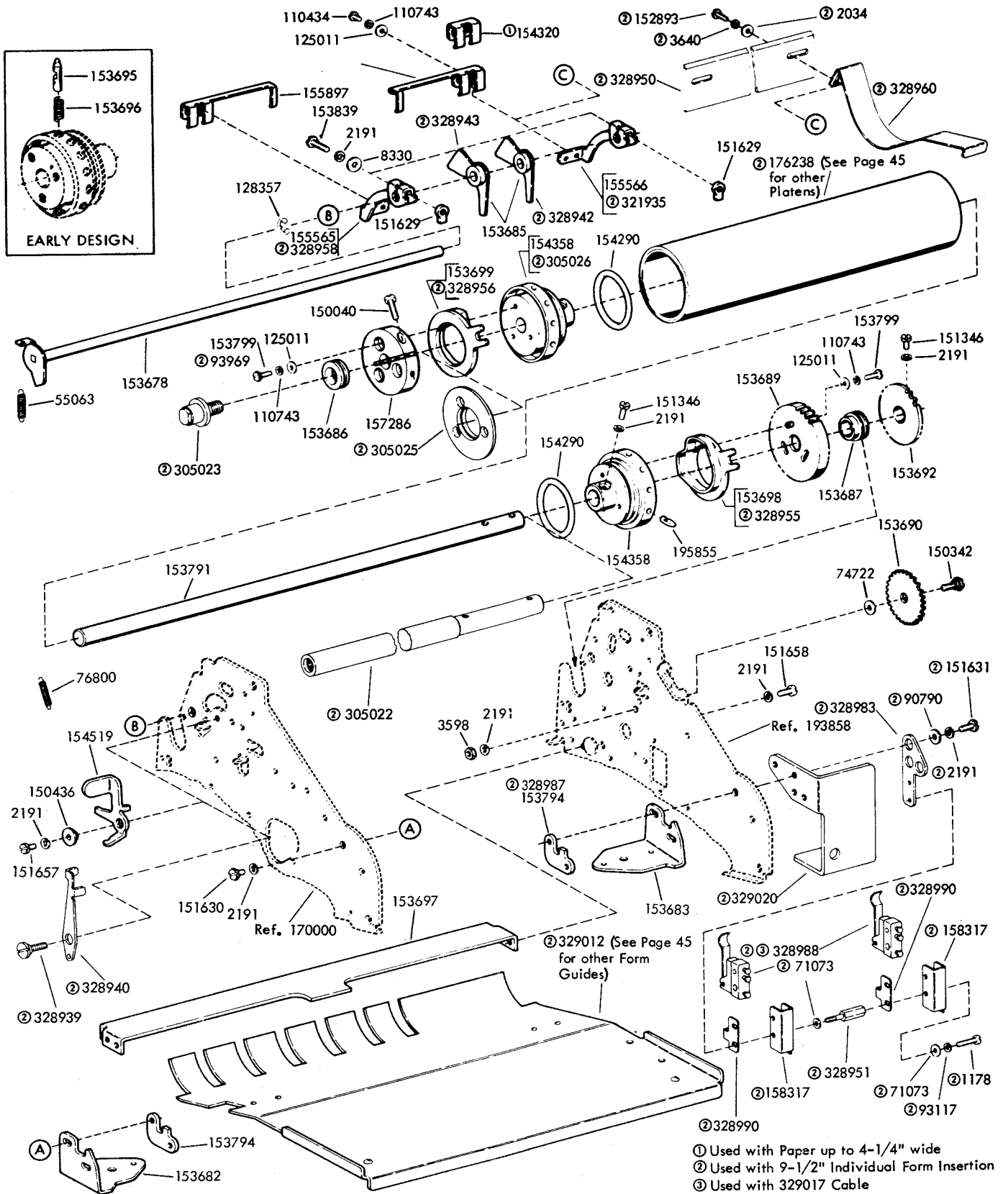


FIGURE 6. SPROCKET FEED PLATEN MECHANISM

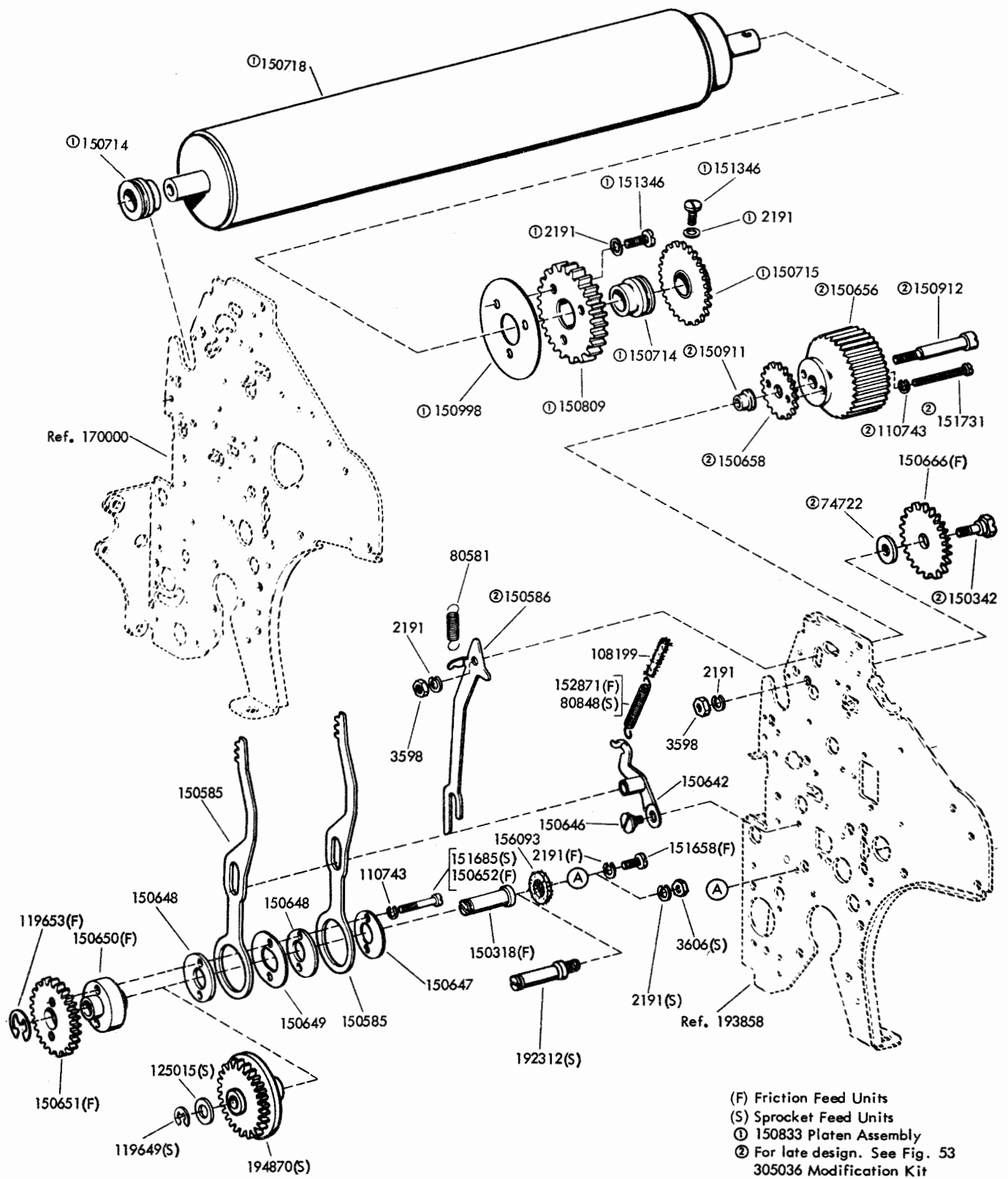


FIGURE 7. FRICTION FEED PLATEN AND LINE FEED MECHANISMS

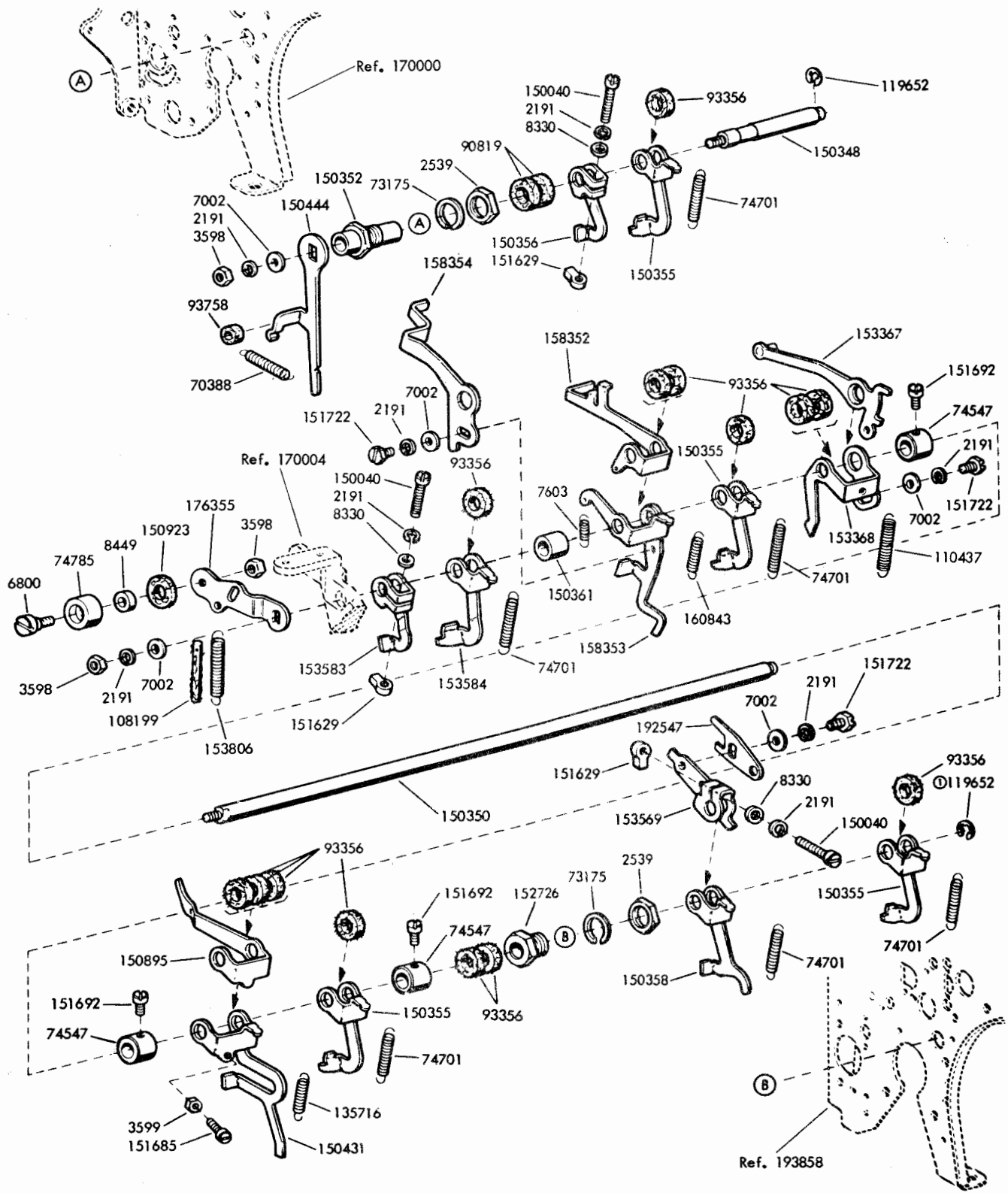


FIGURE 8. TRIP SHAFT MECHANISM

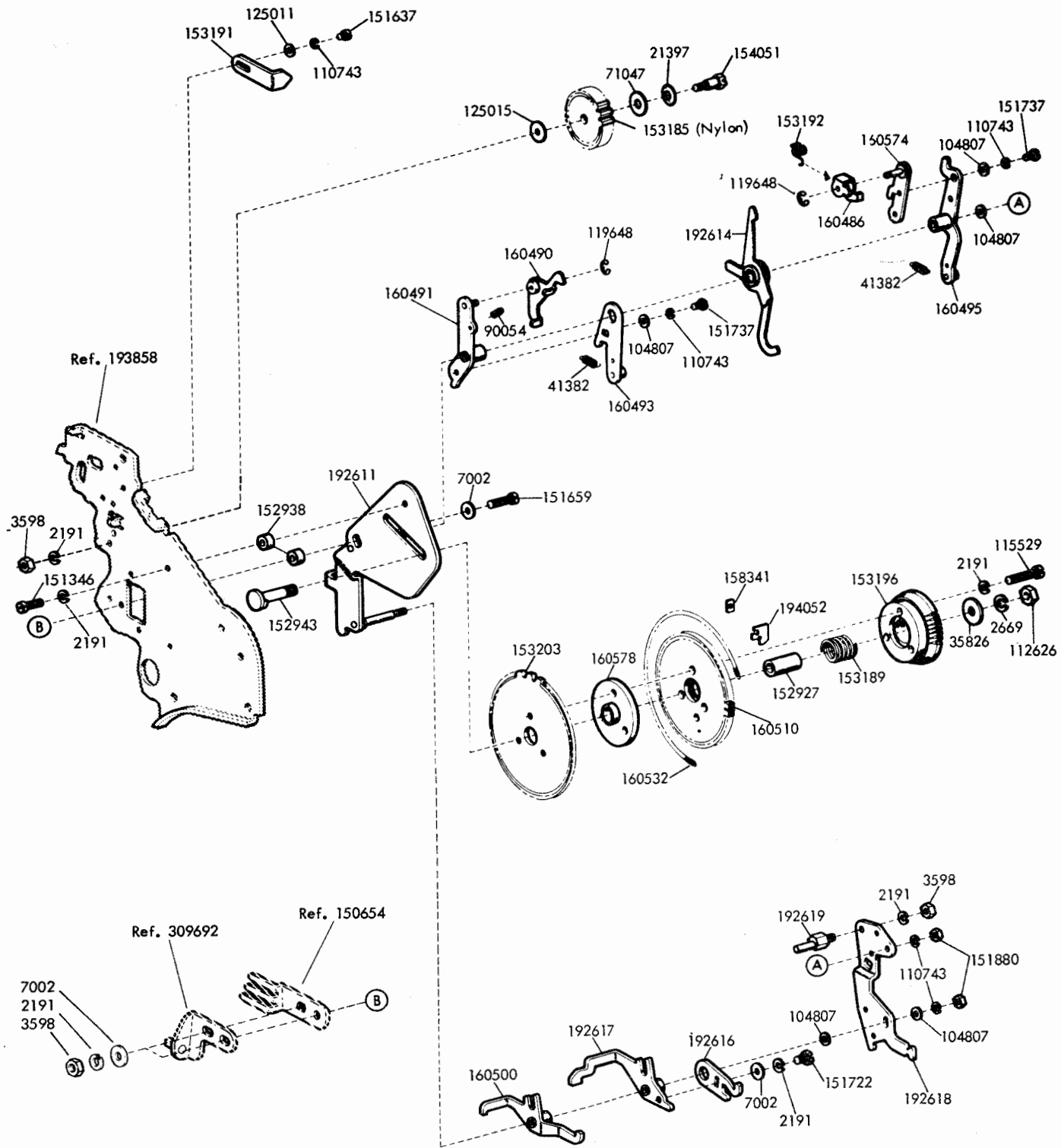


FIGURE 10. VERTICAL TABULATING MECHANISM

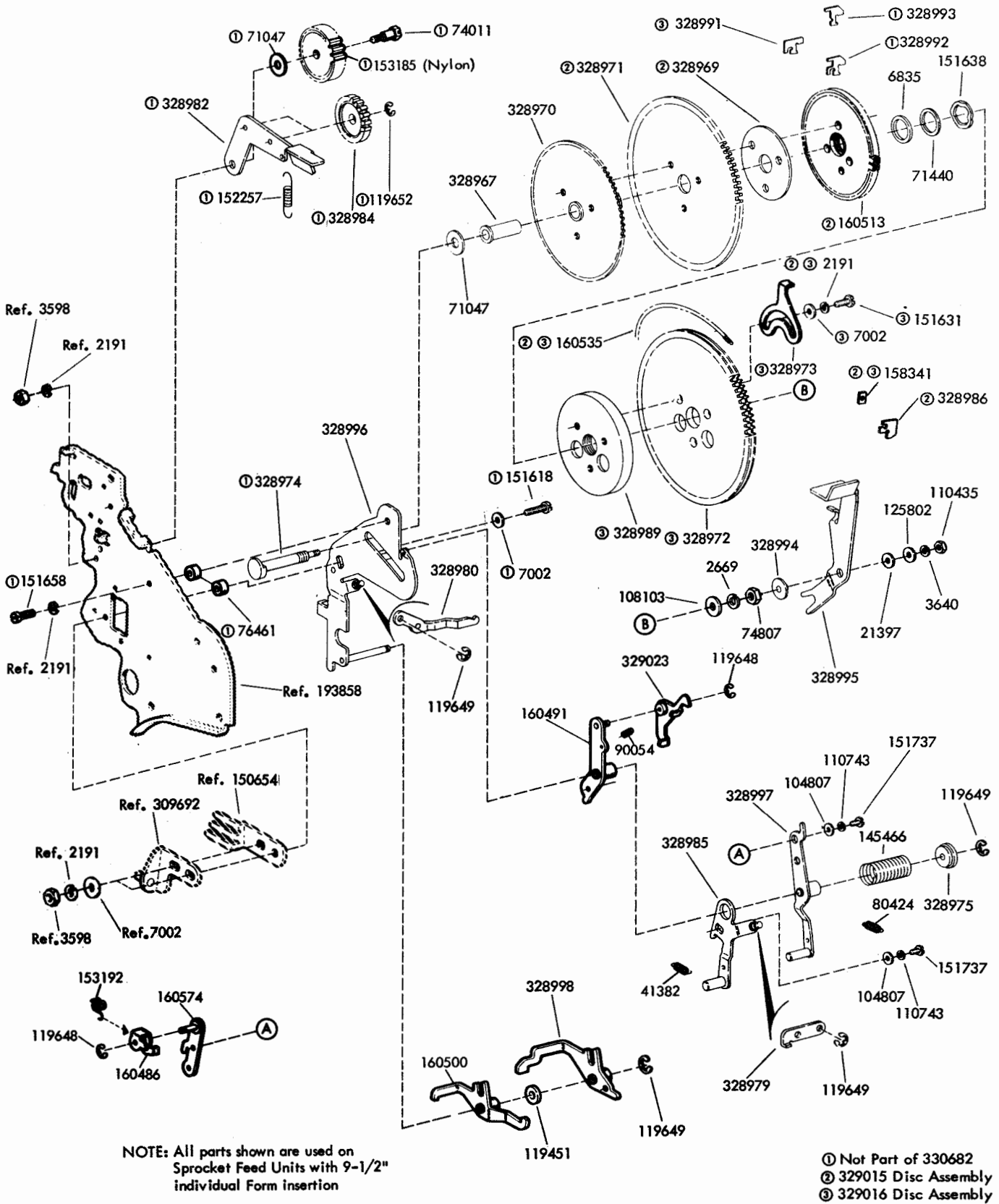


FIGURE 11. 330682 VERTICAL TABULATION ASSEMBLY

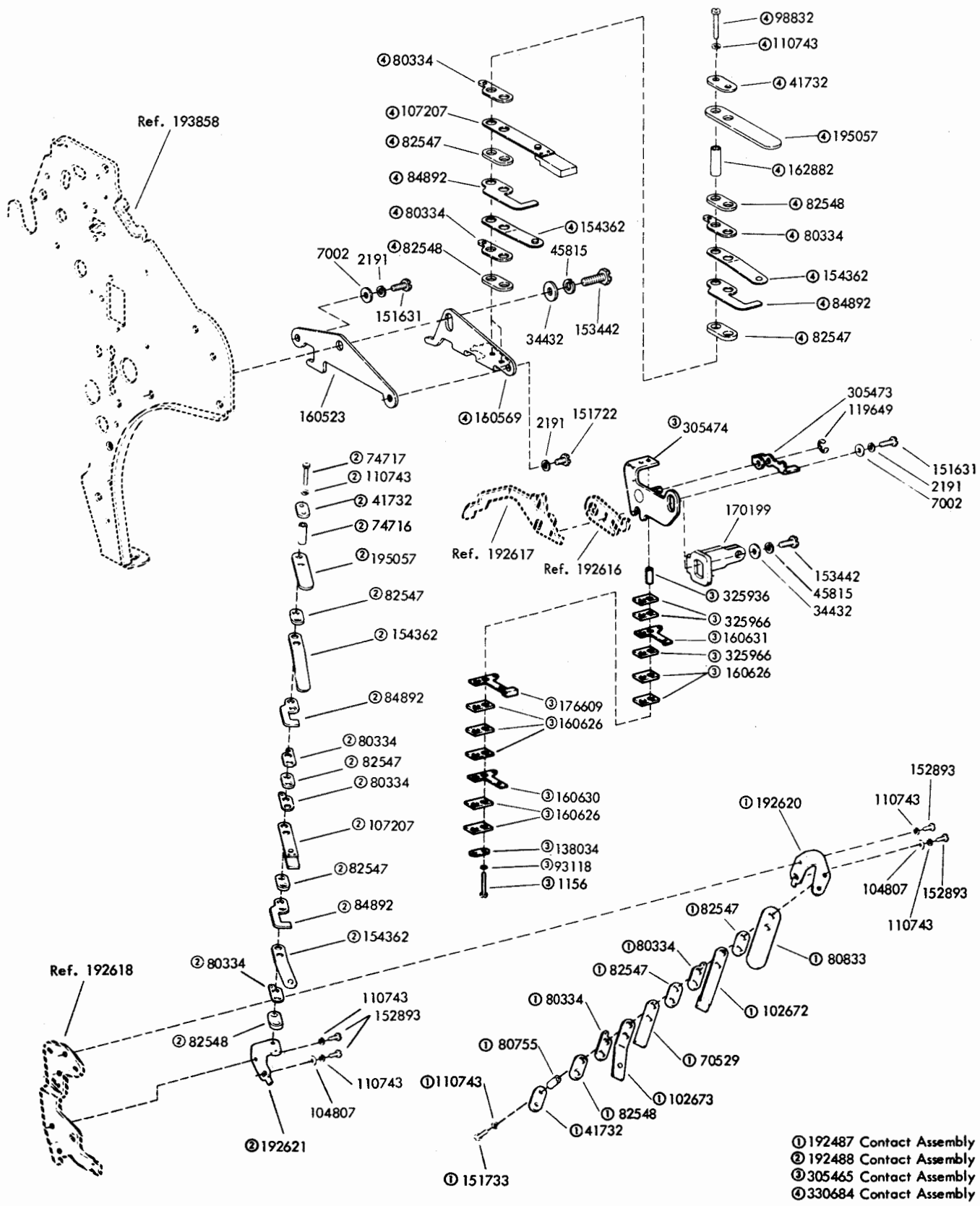


FIGURE 12. CONTACT ASSEMBLIES FOR VERTICAL TABULATING MECHANISM

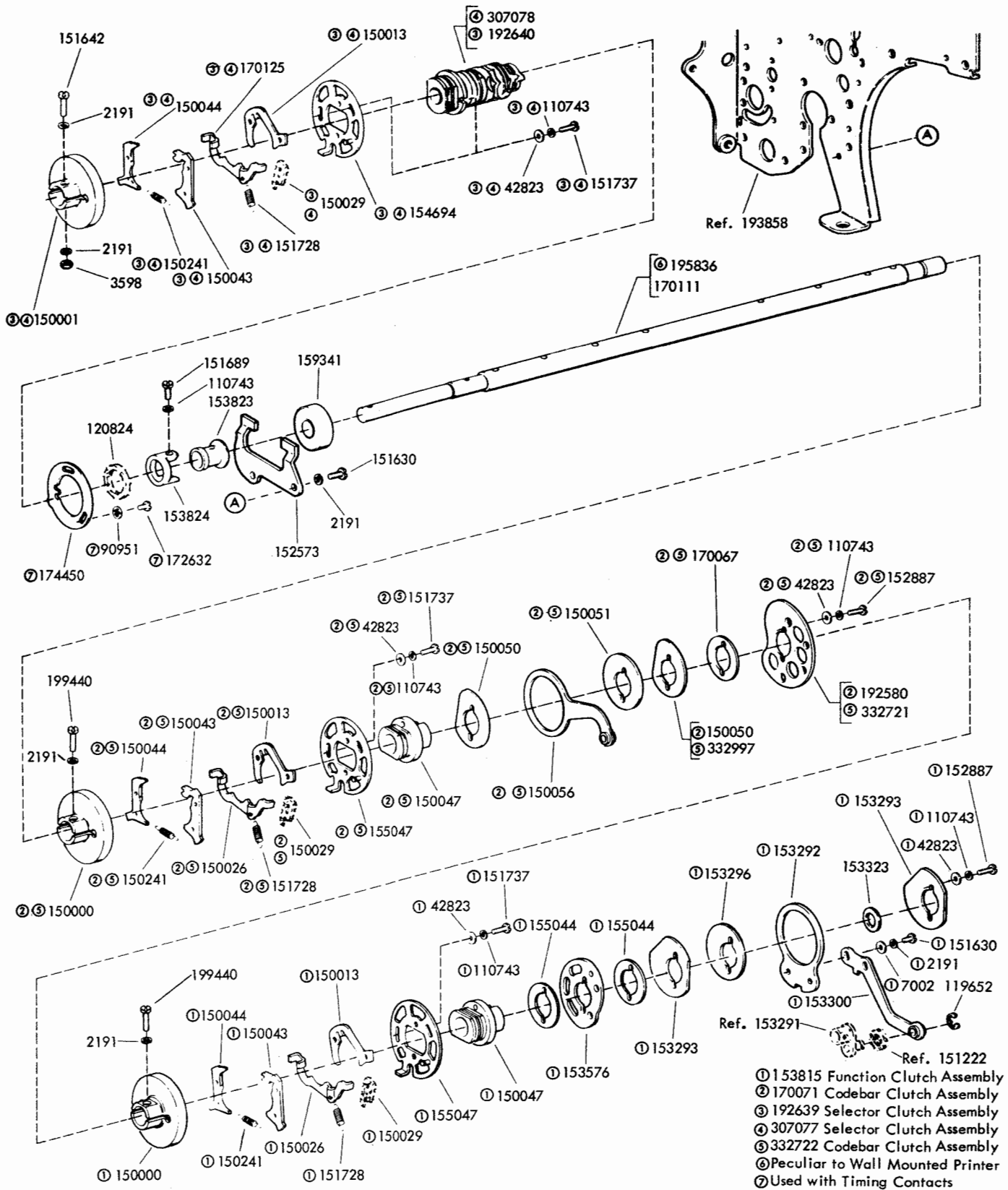


FIGURE 13. MAIN SHAFT MECHANISM

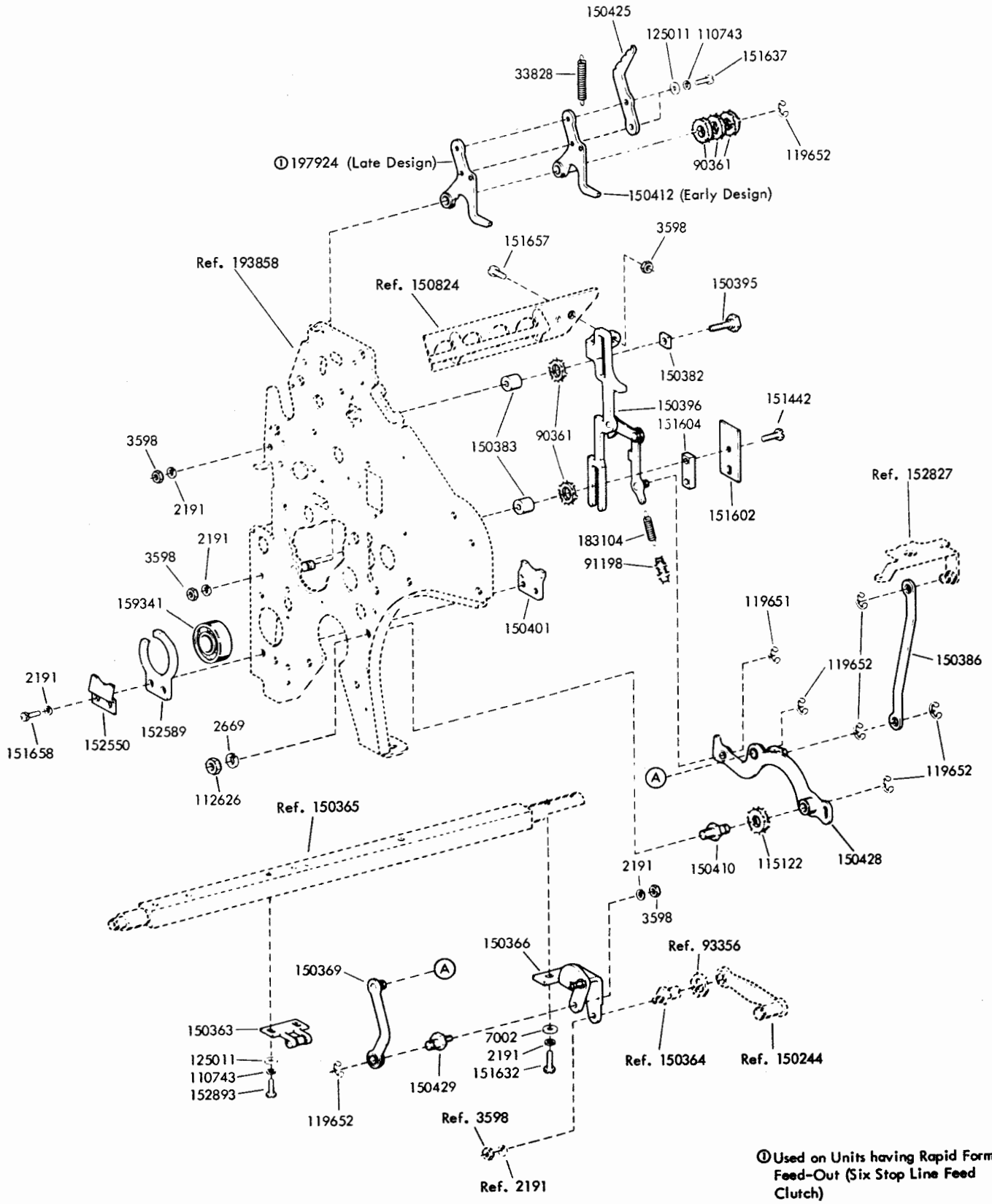


FIGURE 16. LEFT SIDE LINKAGE AND ROCKER SHAFT MECHANISM

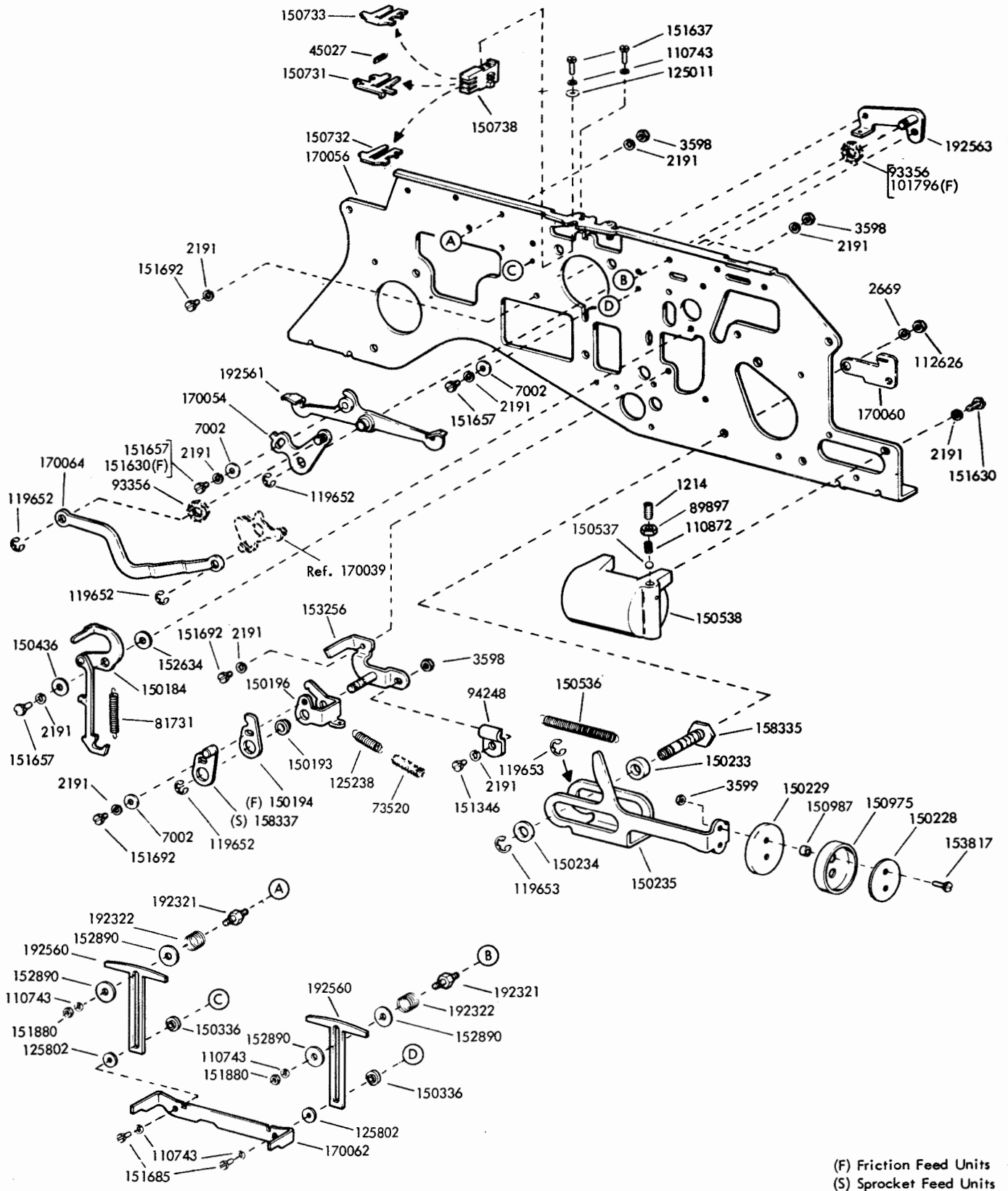
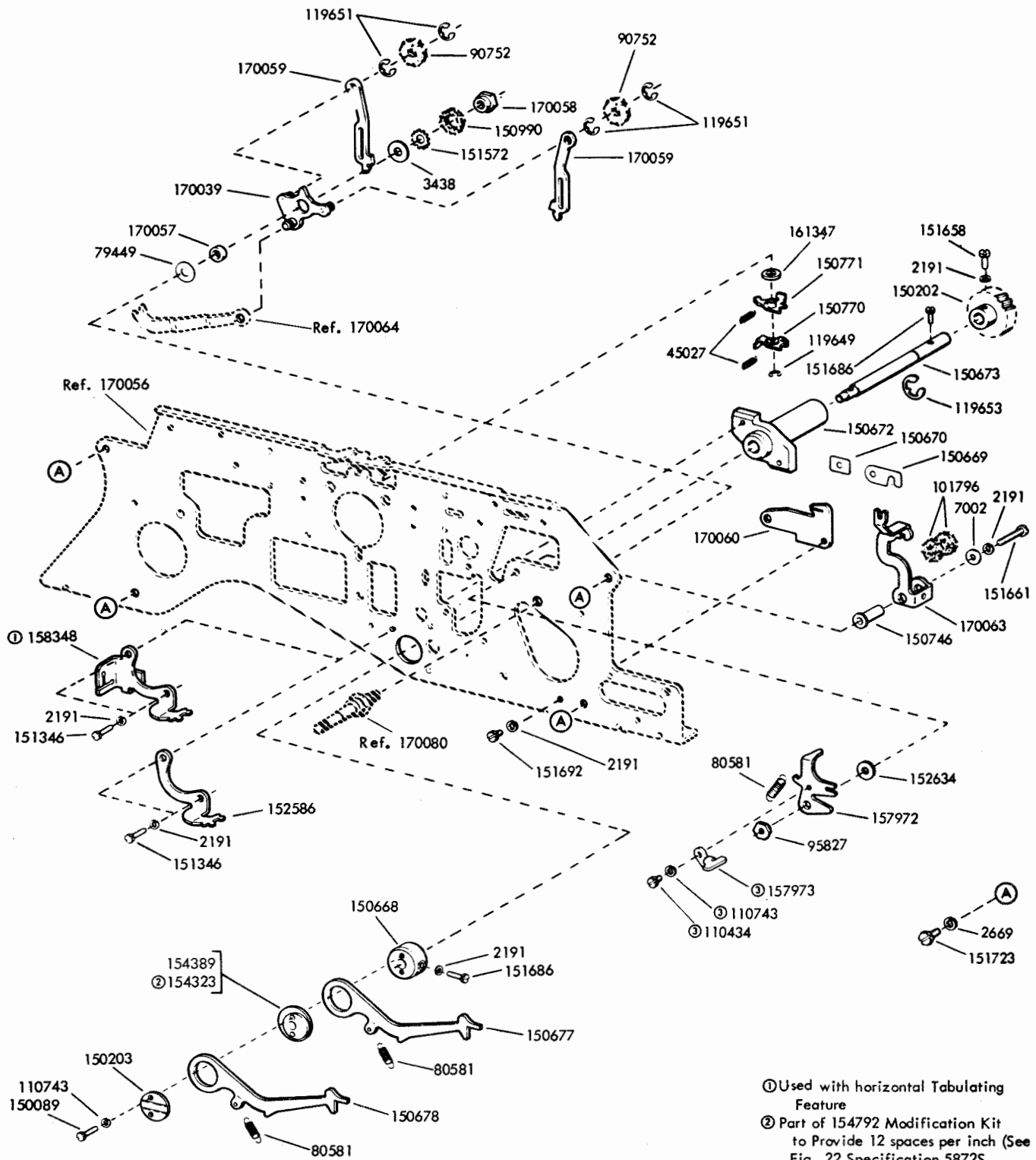


FIGURE 17. FRONT PLATE MECHANISM



- ① Used with horizontal Tabulating Feature
- ② Part of 154792 Modification Kit to Provide 12 spaces per inch (See Fig. 22 Specification 58725)
- ③ 157514 Modification Kit, Carriage Return and Line Feed. Specification 57835

FIGURE 18. FRONT PLATE MECHANISM (Continued)

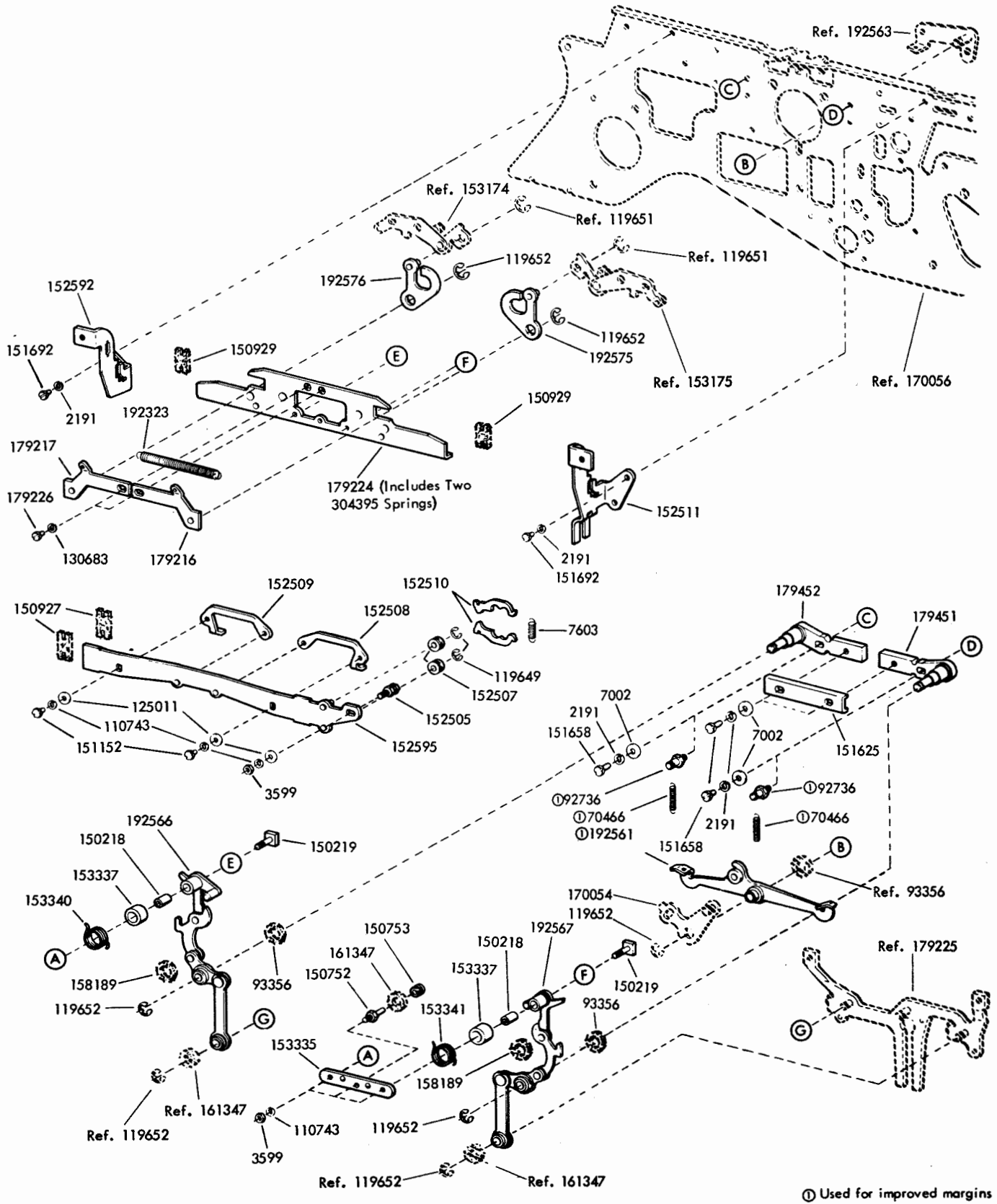


FIGURE 20. FRONT PLATE MECHANISM (Continued)

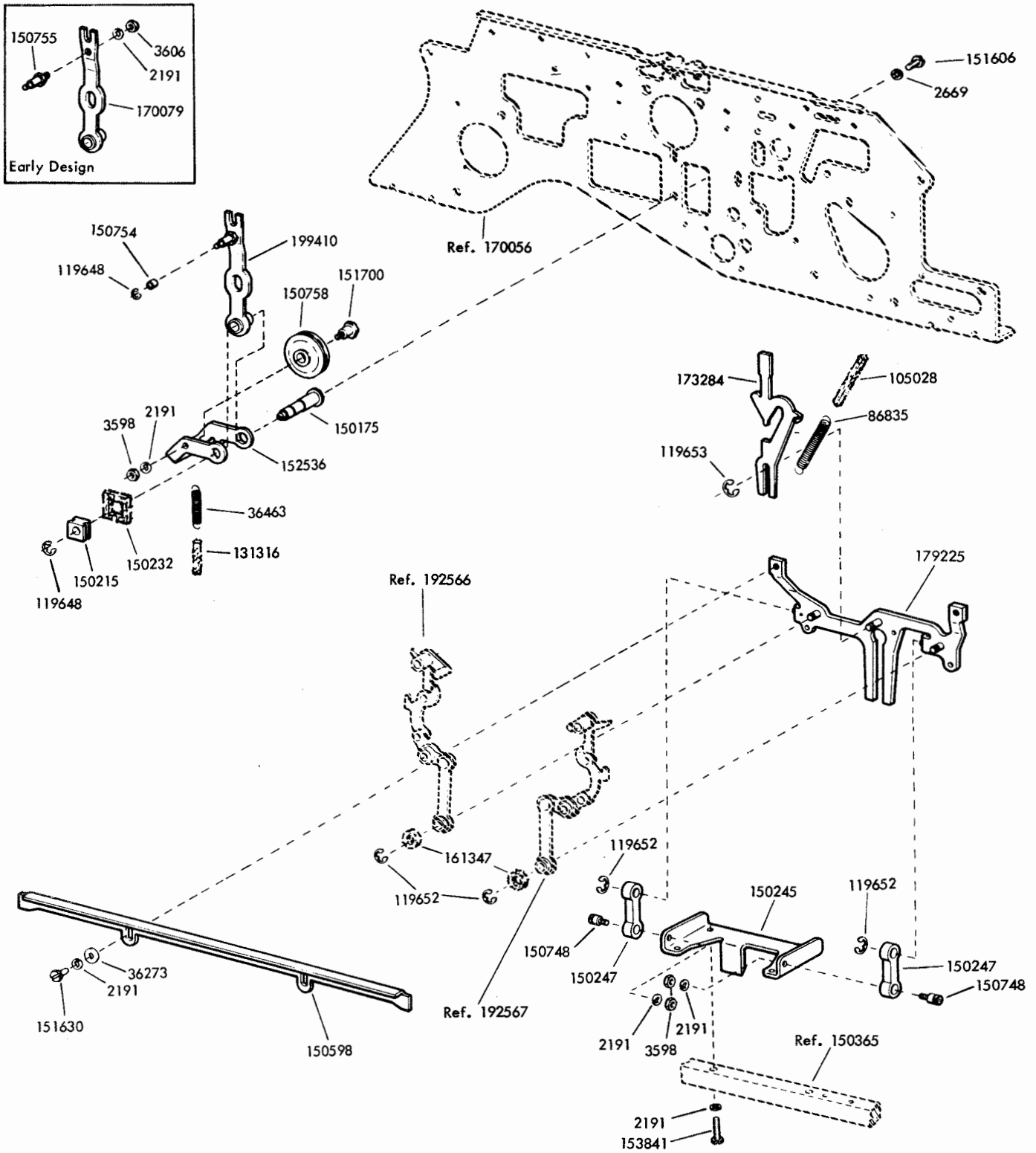


FIGURE 21. FRONT PLATE MECHANISM (Continued)

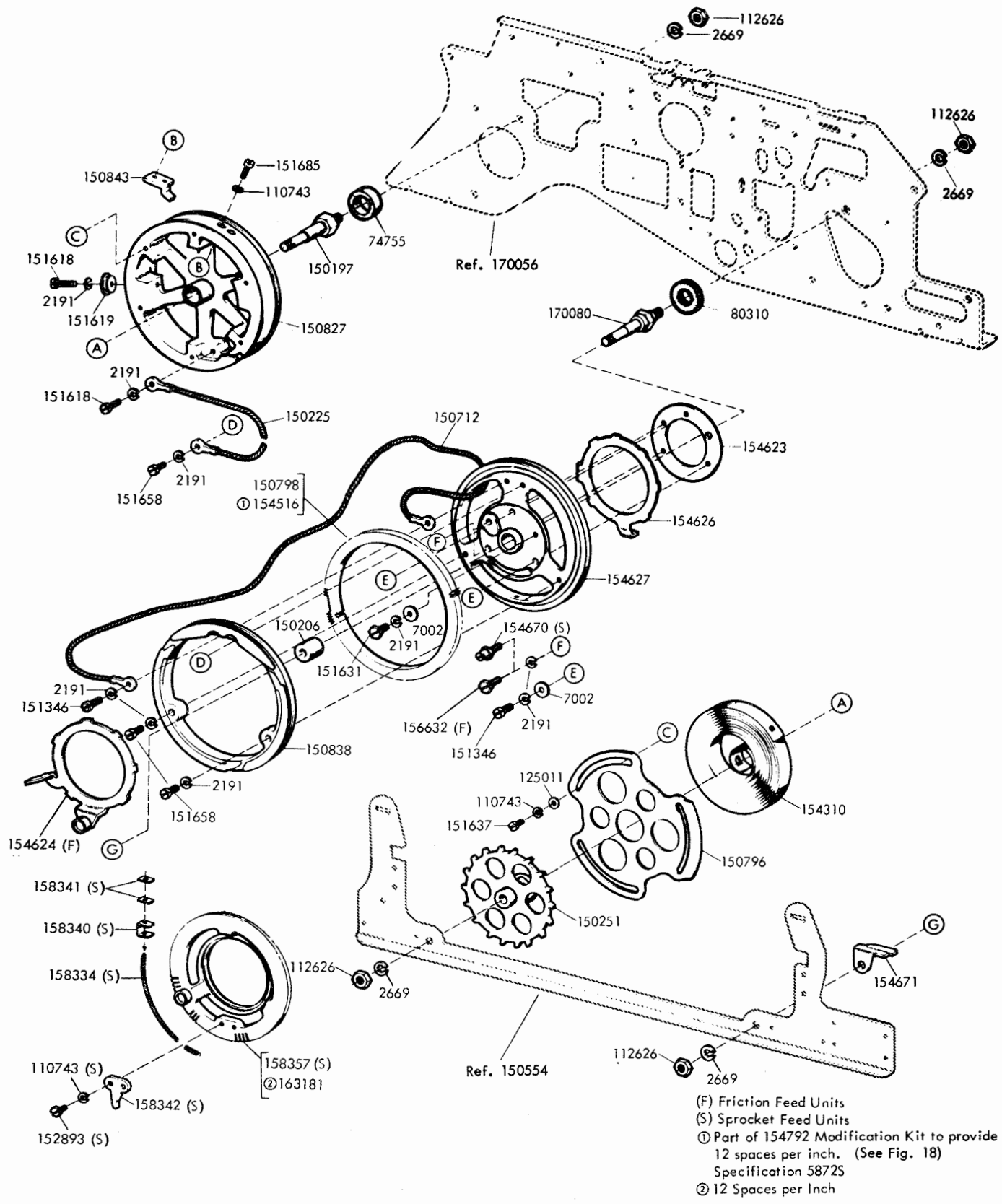
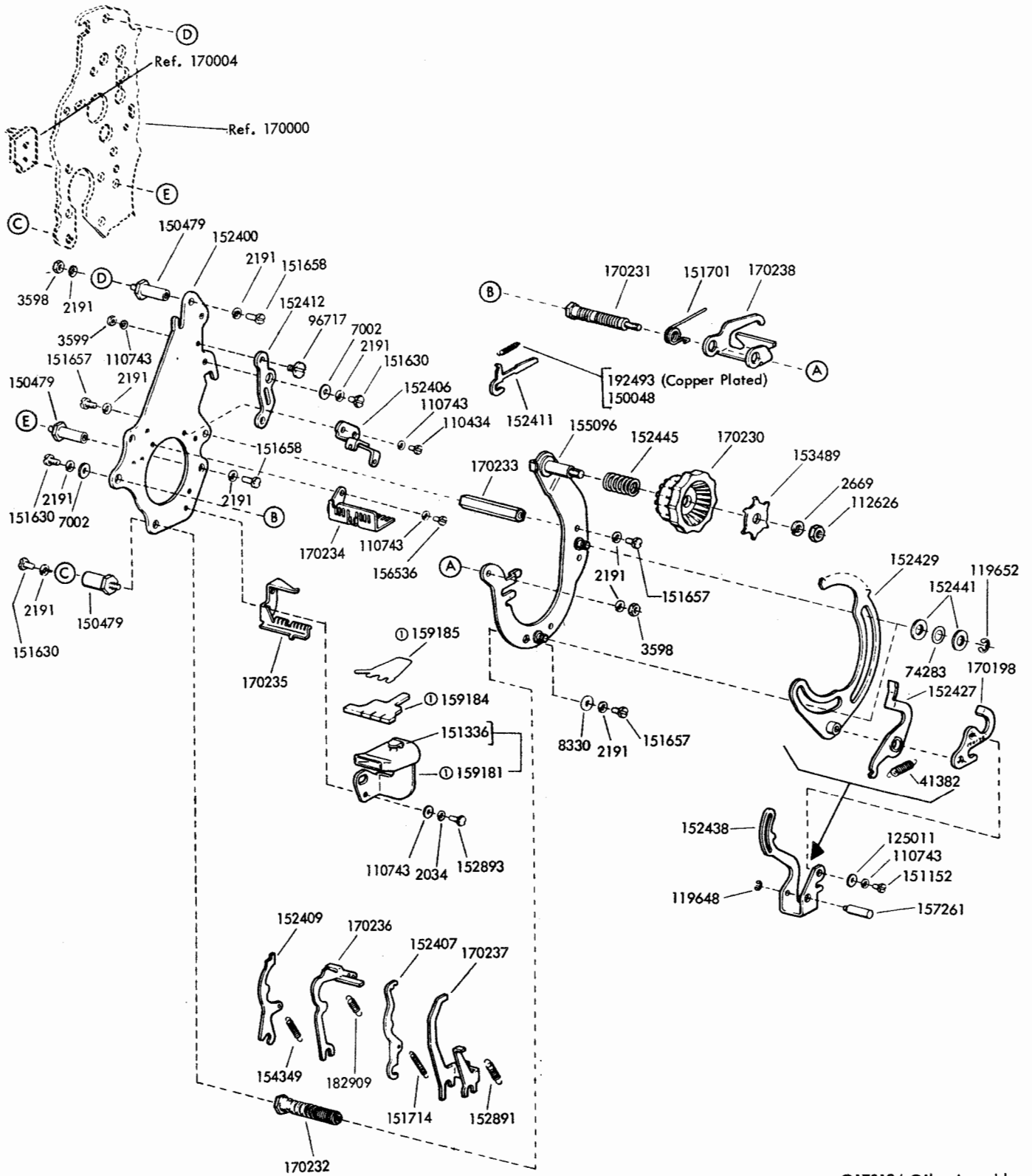


FIGURE 22. CARRIAGE RETURN AND SPACING DRUM MECHANISM



Ⓞ170124 Oiler Assembly

FIGURE 23. SELECTOR MECHANISM

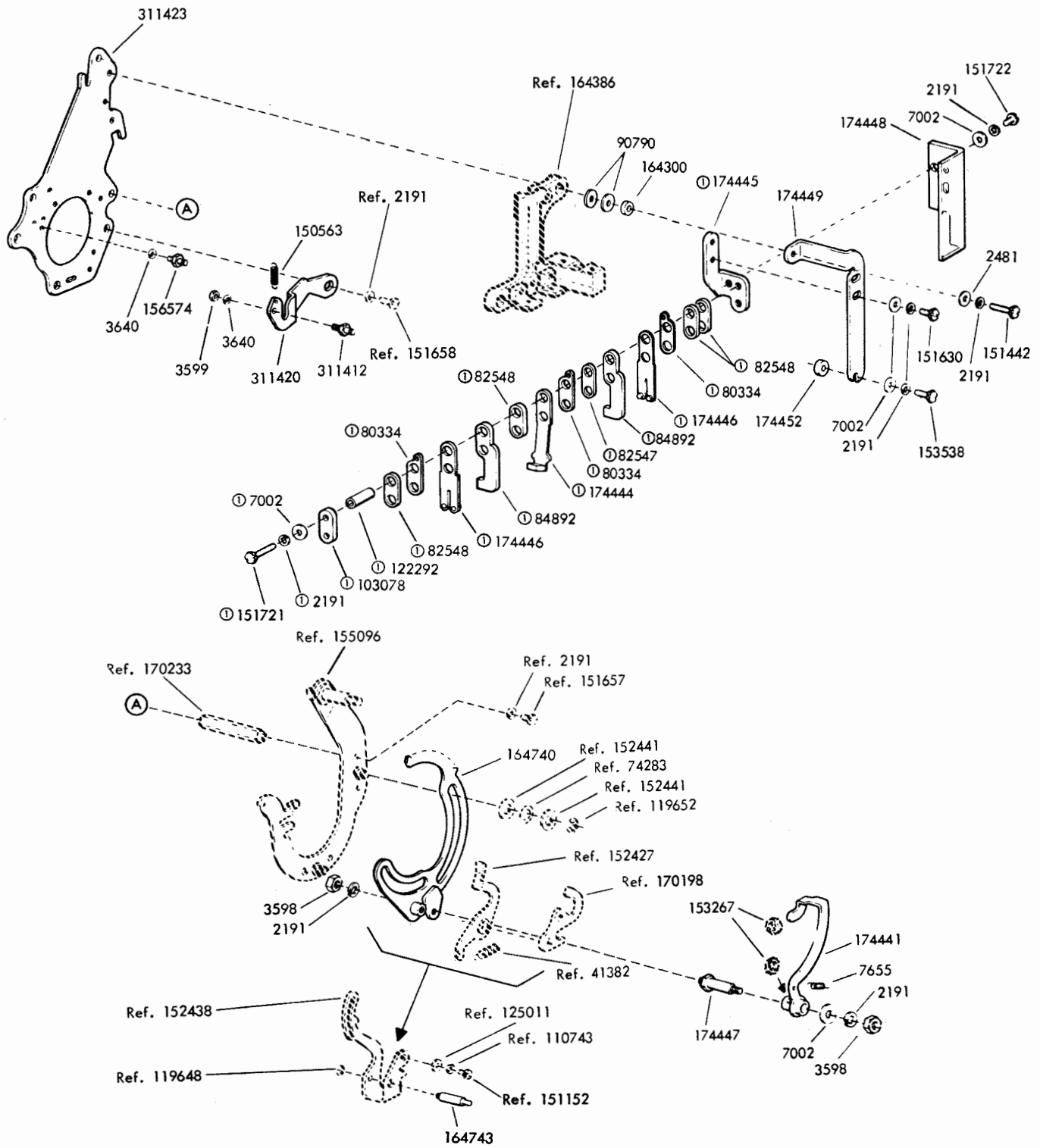


FIGURE 24. SELECTOR MAGNET TIMING CONTACT MECHANISM

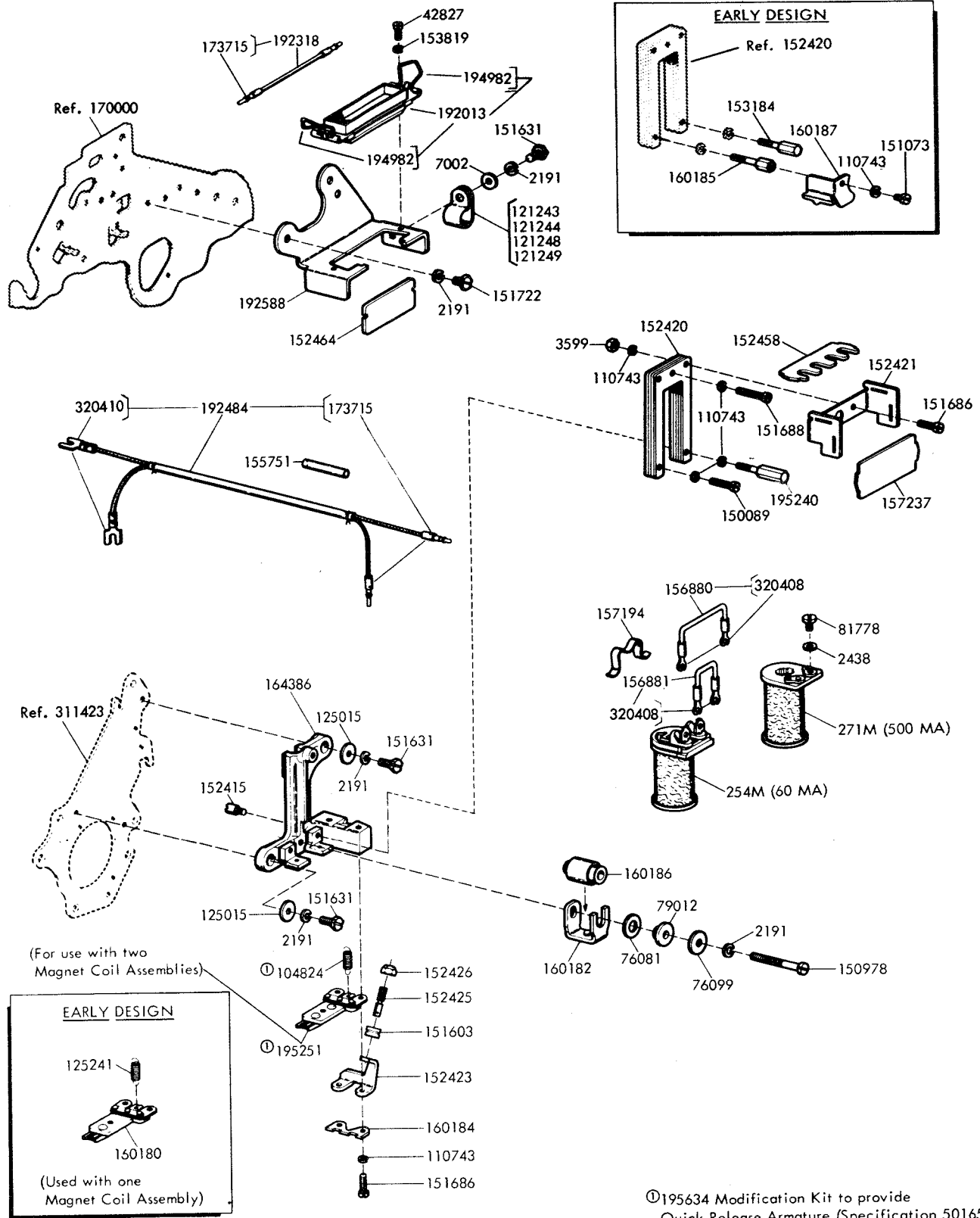
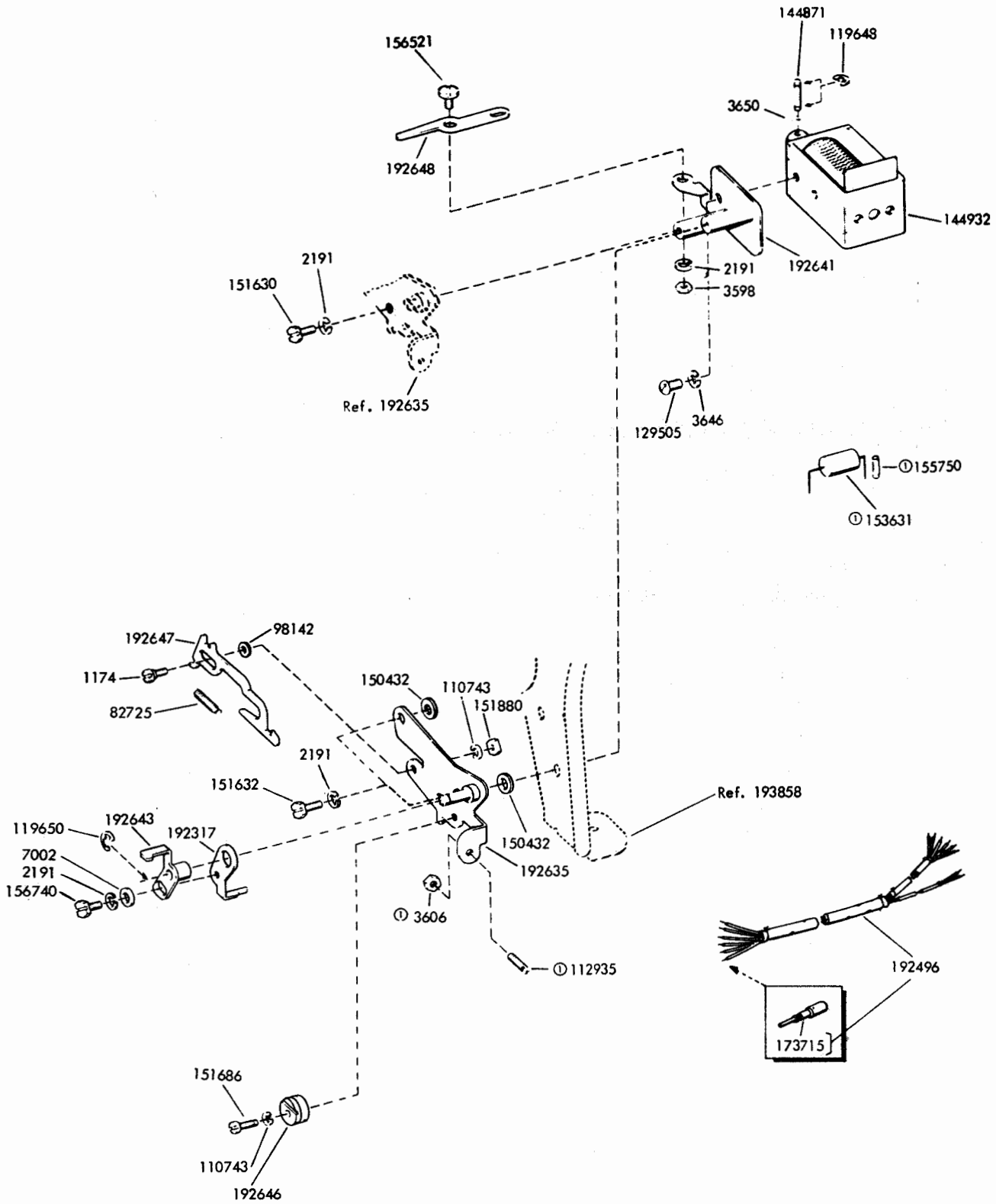


FIGURE 25. SELECTOR MAGNET MECHANISM



① Not used with 192495

FIGURE 26. 192495 FORM-OUT SOLENOID ASSEMBLY

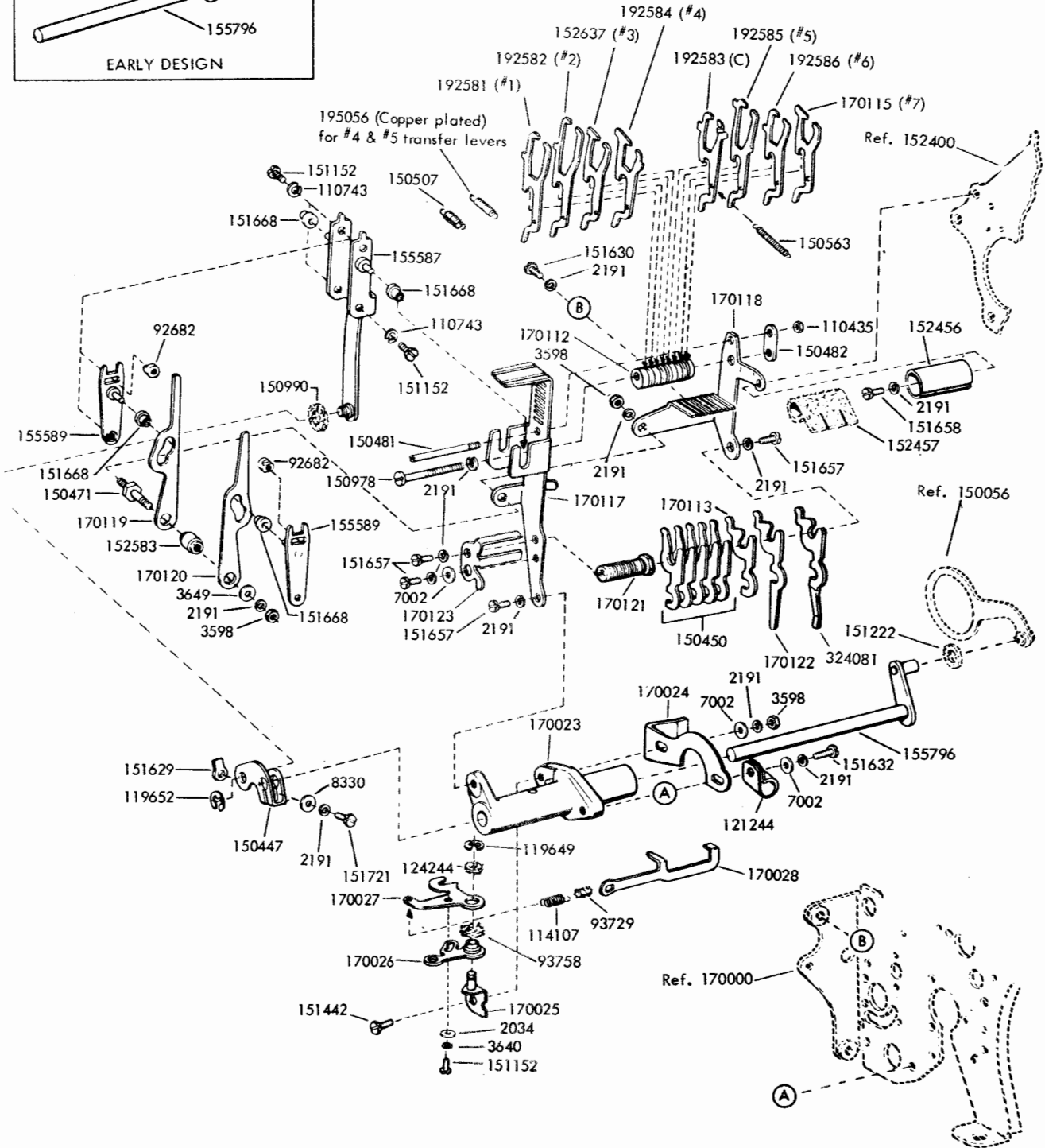
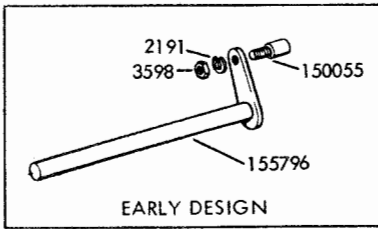


FIGURE 27. CODEBAR POSITIONING MECHANISM

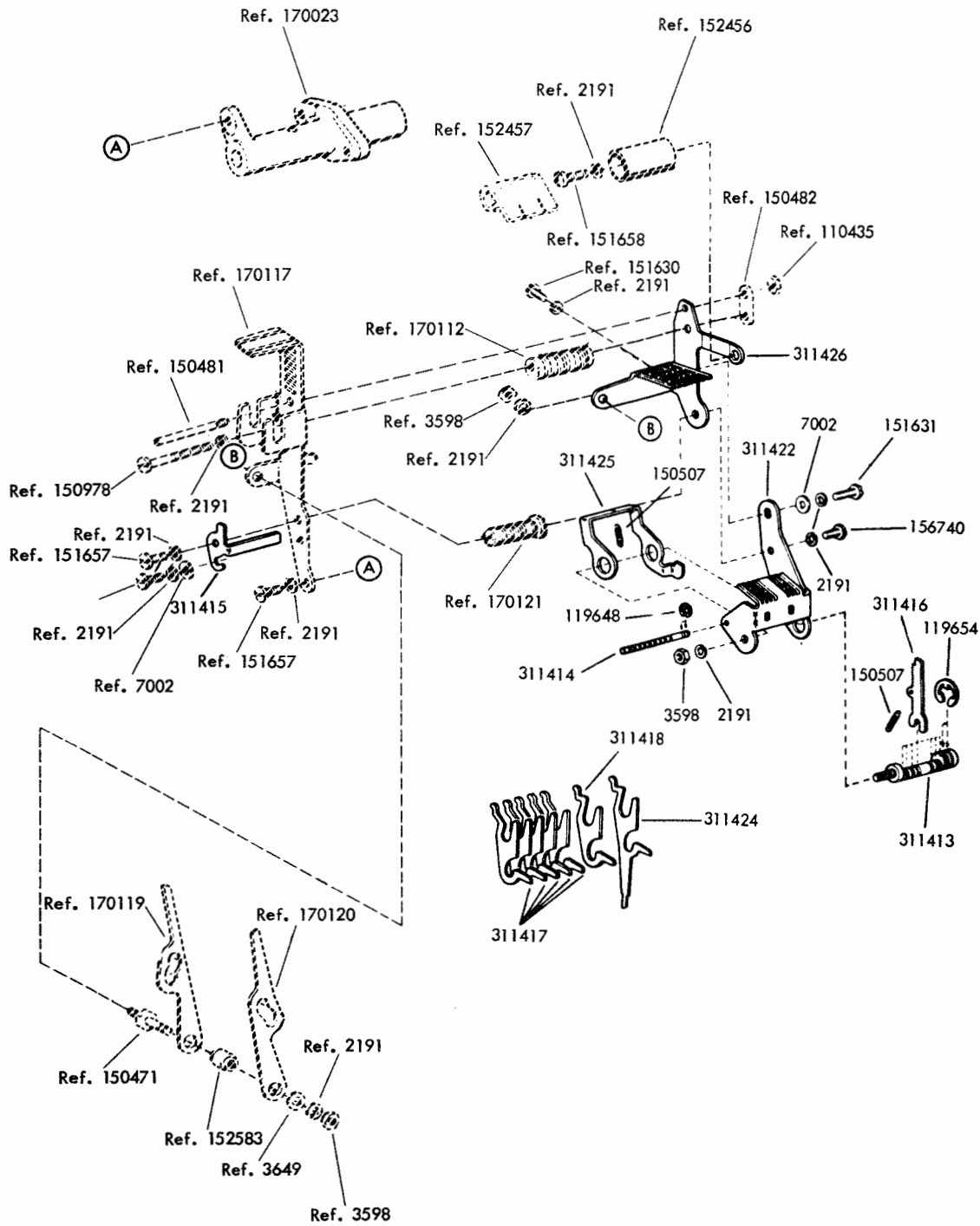
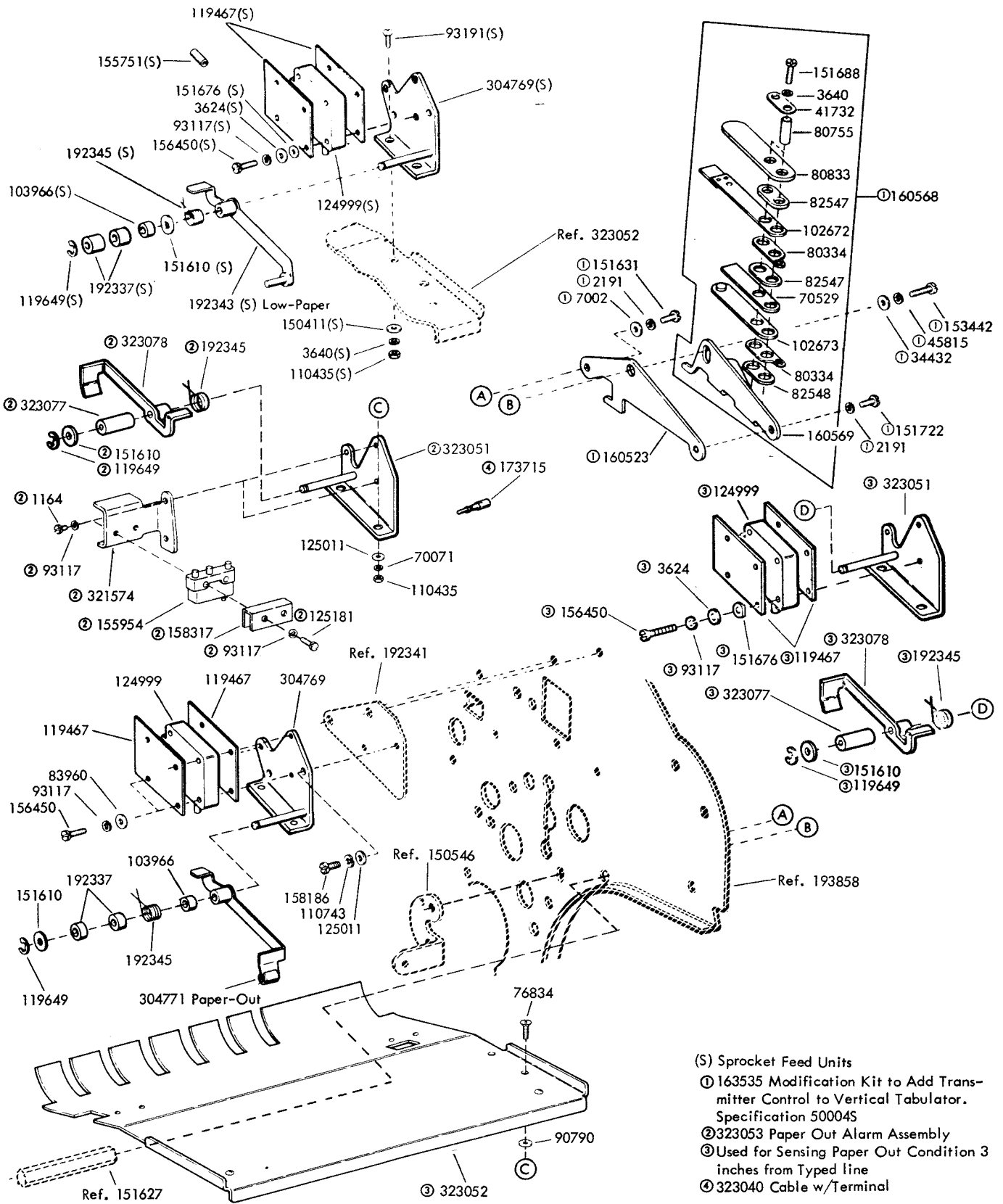


FIGURE 28. INTERMEDIATE STORAGE FEATURE FOR CODEBAR POSITIONING MECHANISM



- (S) Sprocket Feed Units
- ① 163535 Modification Kit to Add Transmitter Control to Vertical Tabulator. Specification 500045
- ② 323053 Paper Out Alarm Assembly
- ③ Used for Sensing Paper Out Condition 3 inches from Typed line
- ④ 323040 Cable w/Terminal

FIGURE 29. PAPER ALARMS AND FORM OUT XD CONTROL MECHANISM

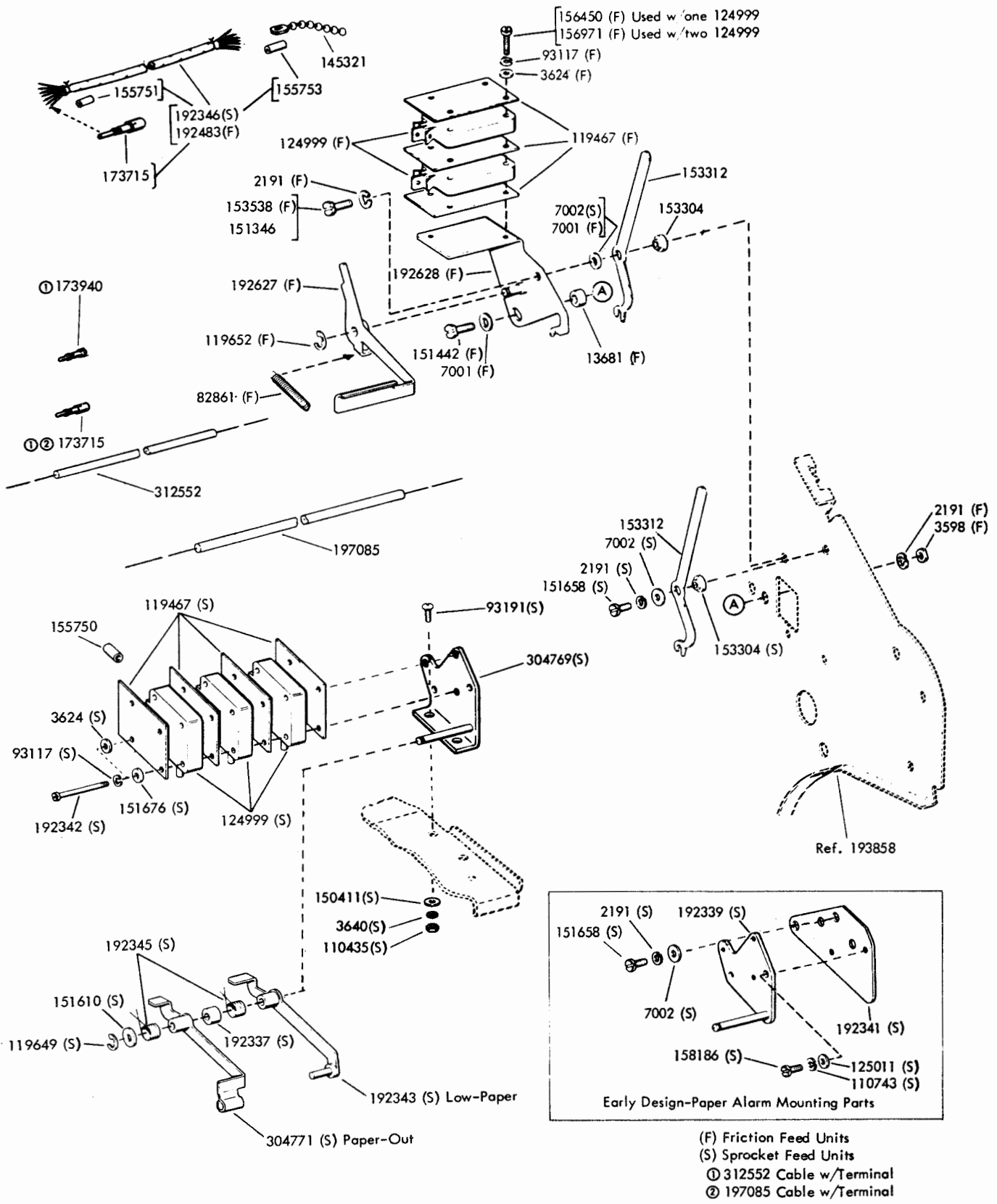


FIGURE 30. PAPER ALARMS AND FORM-OUT MECHANISMS

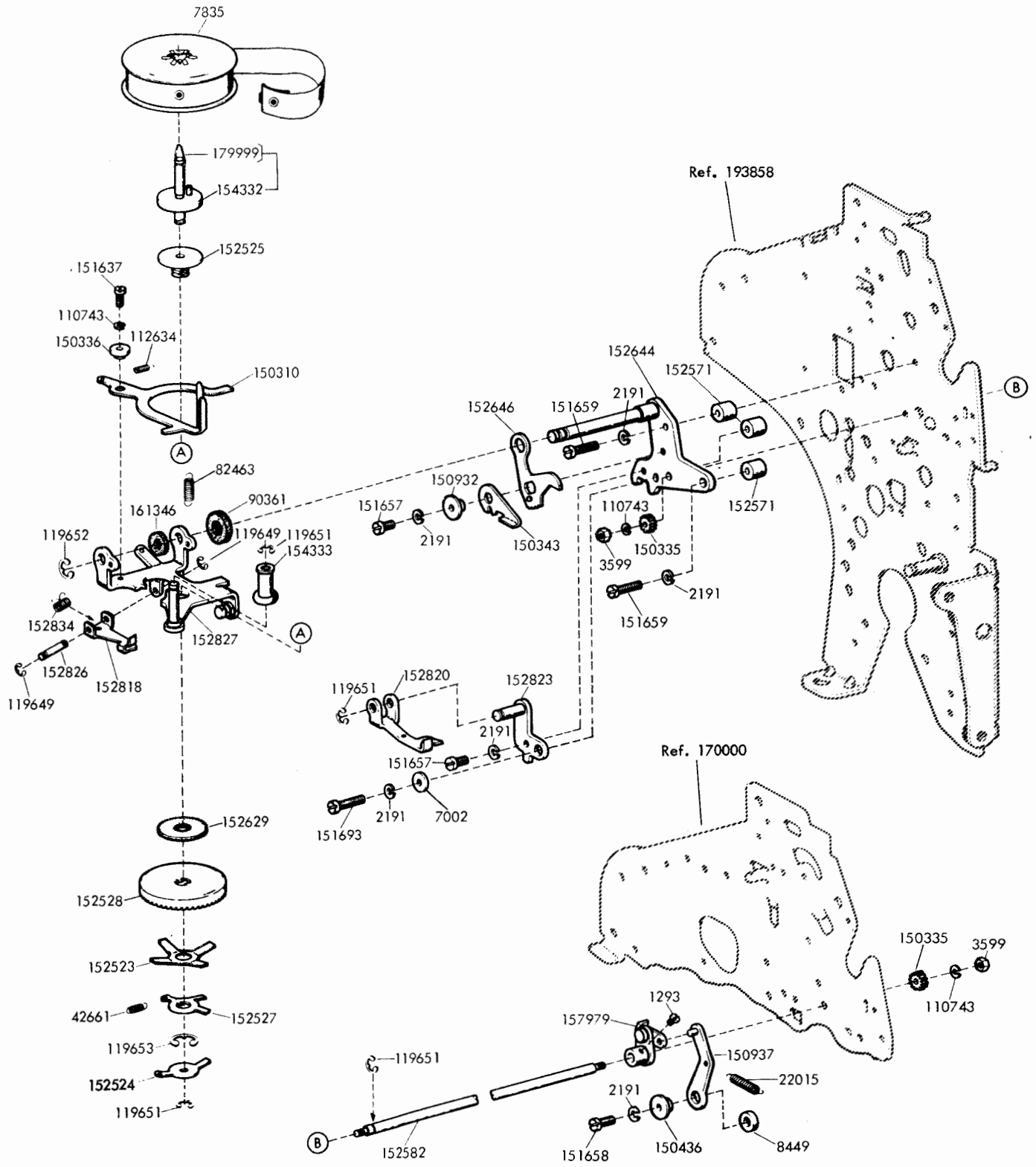


FIGURE 31. LEFT RIBBON FEED MECHANISM

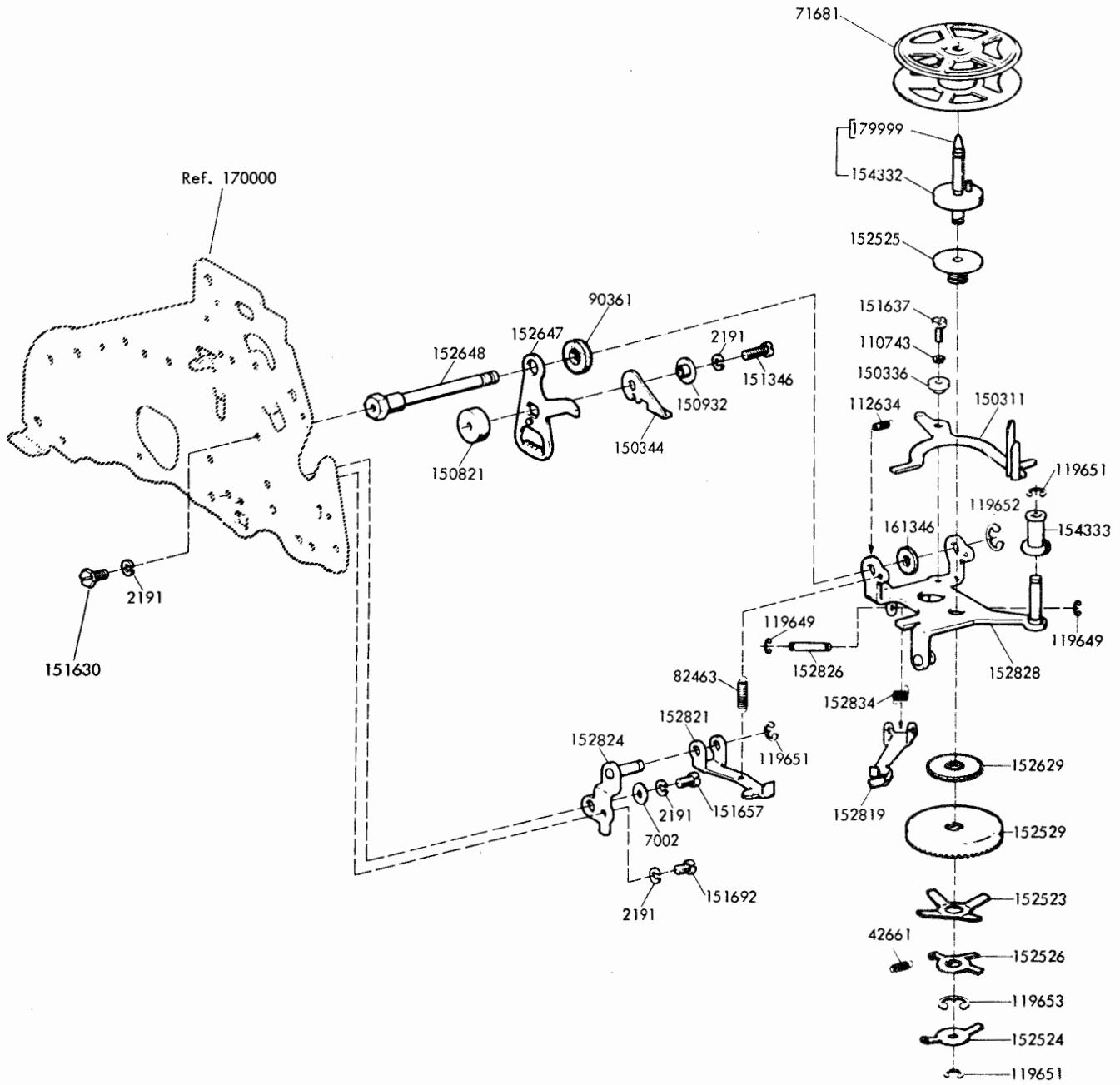


FIGURE 32. RIGHT RIBBON FEED MECHANISM

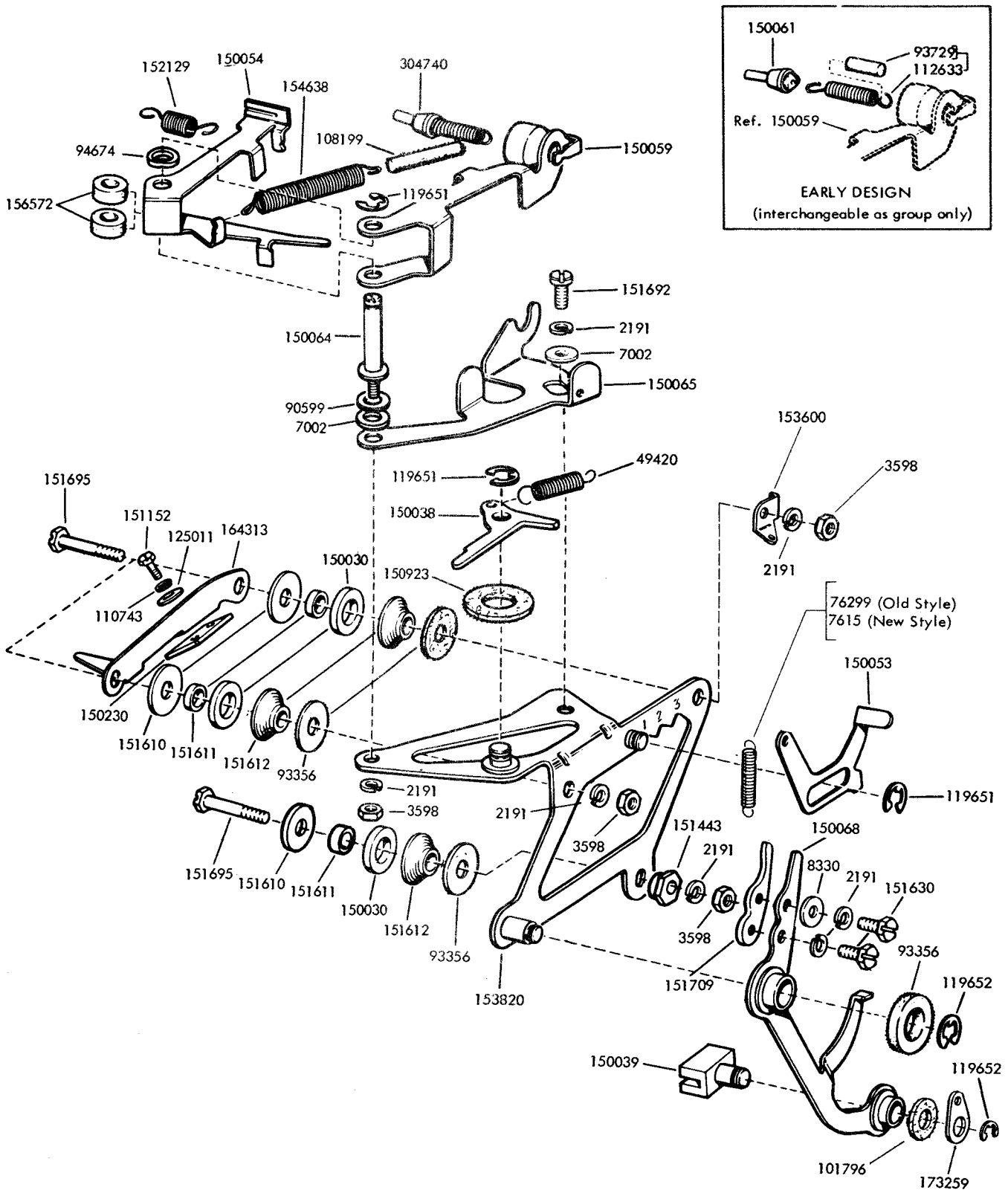


FIGURE 33. 173260 PRINTING CARRIAGE MECHANISM

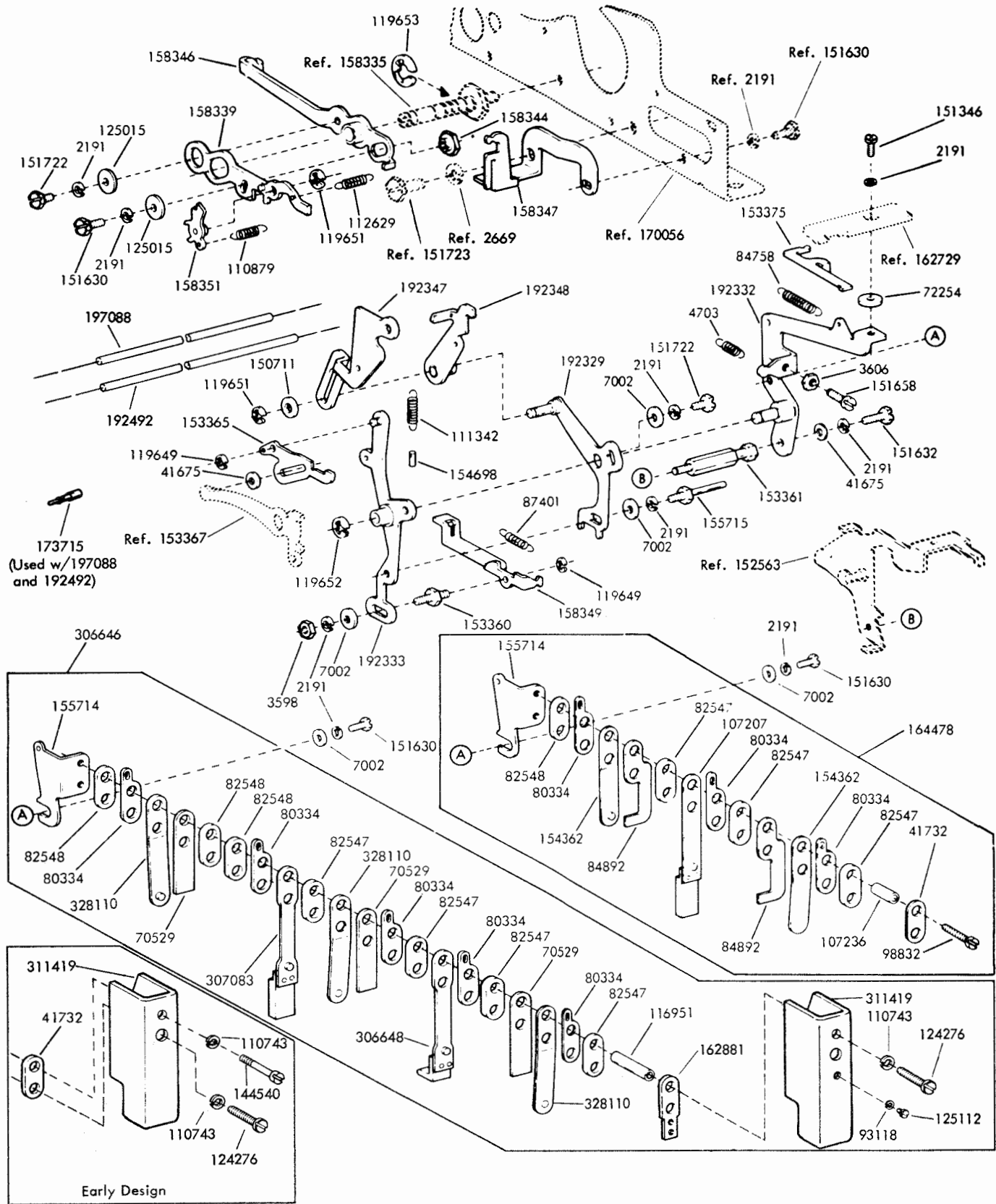


FIGURE 34. HORIZONTAL TABULATING MECHANISM

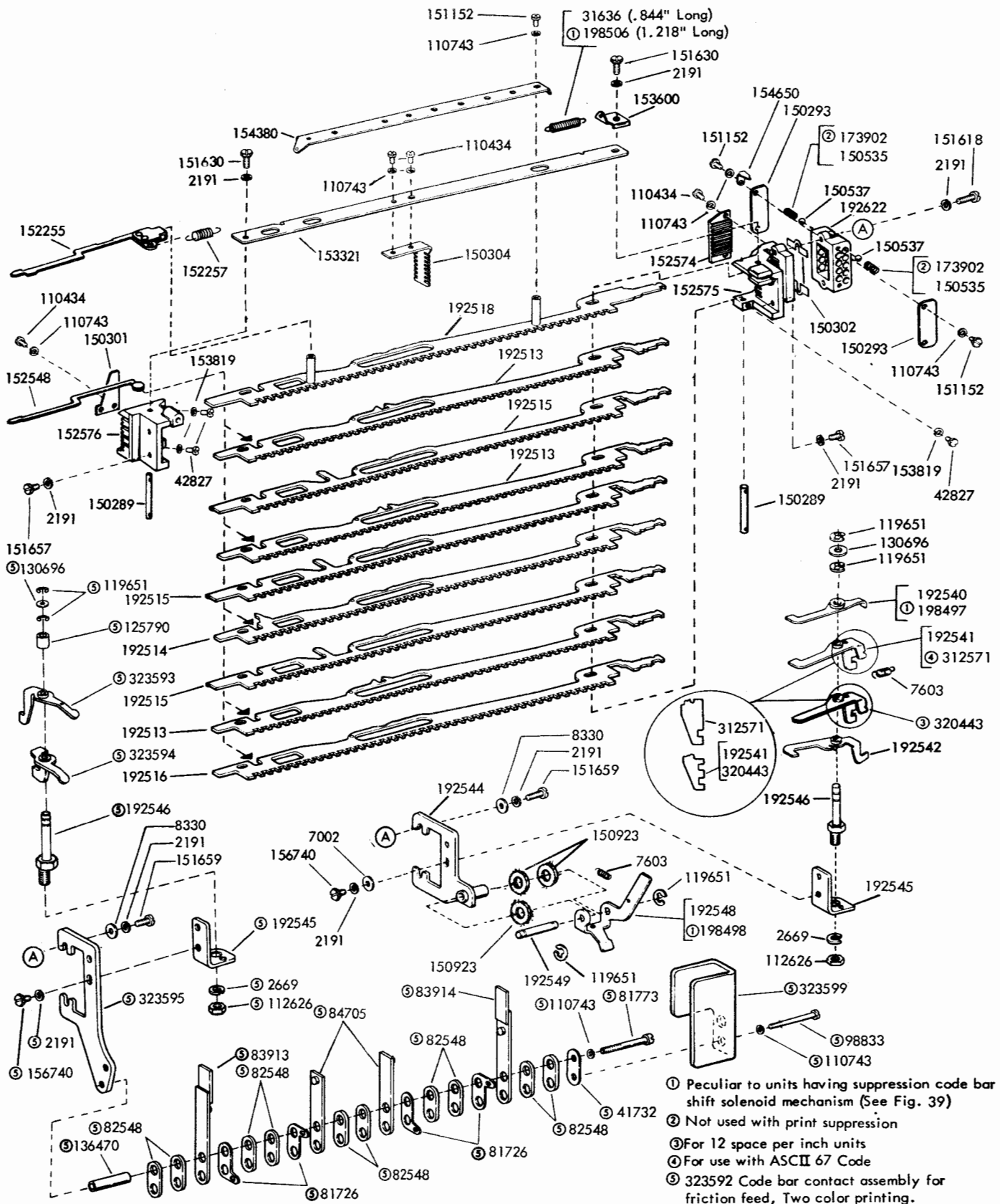
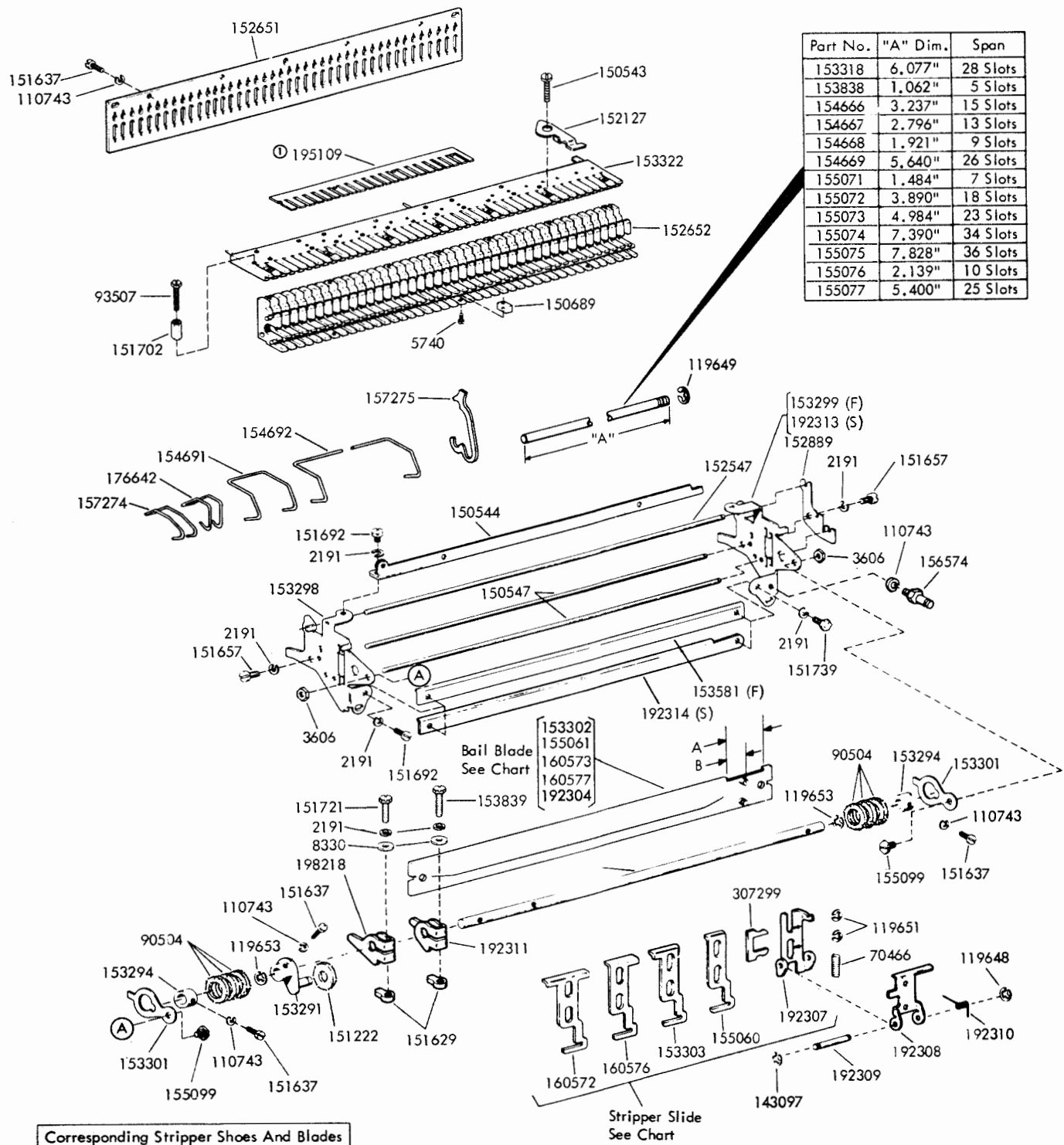


FIGURE 35. CODEBAR MECHANISM



Part No.	"A" Dim.	Span
153318	6.077"	28 Slots
153838	1.062"	5 Slots
154666	3.237"	15 Slots
154667	2.796"	13 Slots
154668	1.921"	9 Slots
154669	5.640"	26 Slots
155071	1.484"	7 Slots
155072	3.890"	18 Slots
155073	4.984"	23 Slots
155074	7.390"	34 Slots
155075	7.828"	36 Slots
155076	2.139"	10 Slots
155077	5.400"	25 Slots

Bail Blade
See Chart

153302
155061
160573
160577
192304

Stripper Slide
See Chart

160572
160576
153303
155060
192307
192308
192309

Corresponding Stripper Shoes And Blades

Stripper Blade	Bail Blade	A Dimension	B Dimension
153303	153302	.656	.438
155060	155061	.438	.219
160572	160573	.875	.438
160576	160577	.656	.219
192307	192304	.875	.219

Ⓛ Two required to span Guide

FIGURE 36. BASIC STUNT BOX COMPONENTS

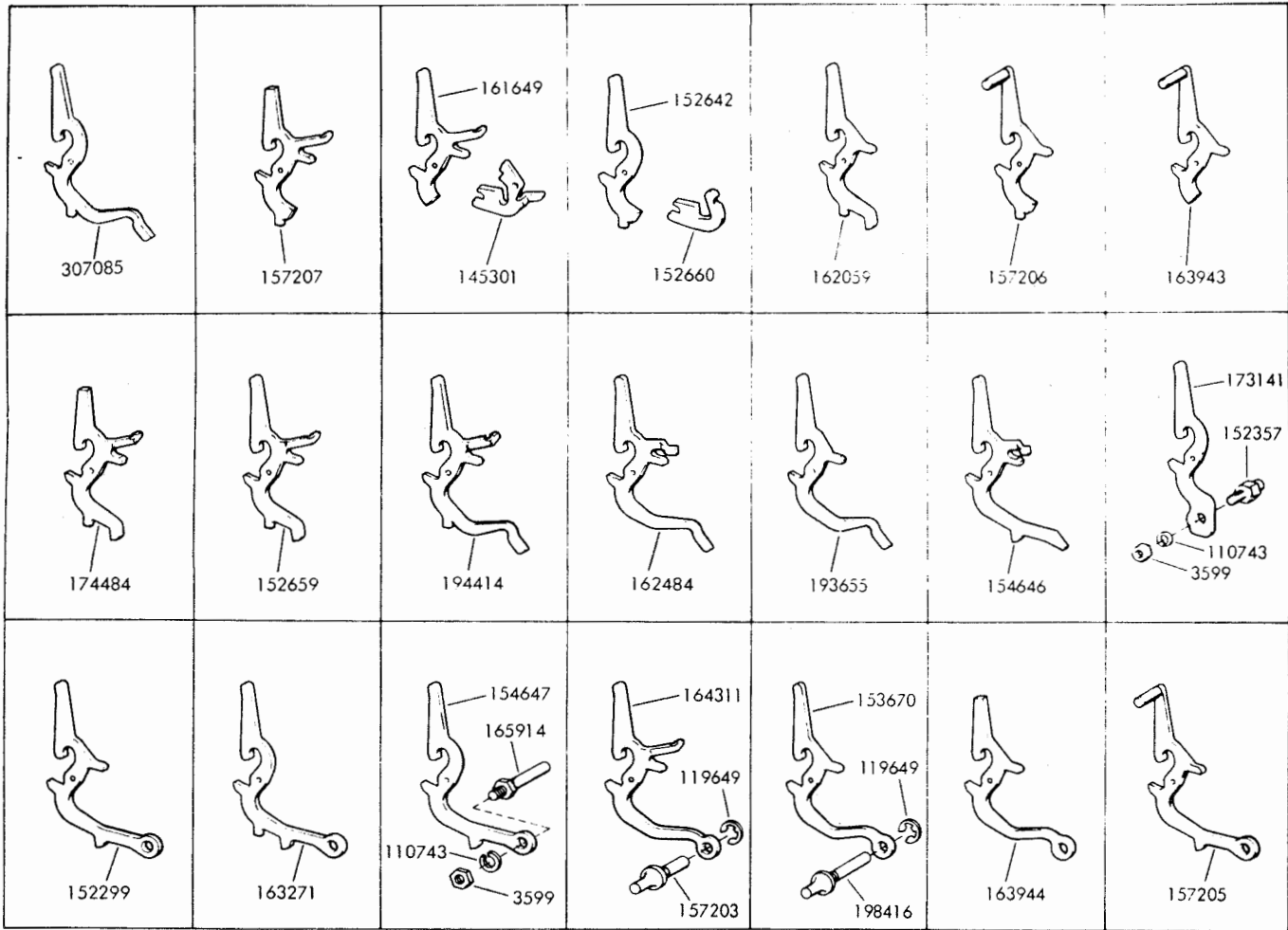
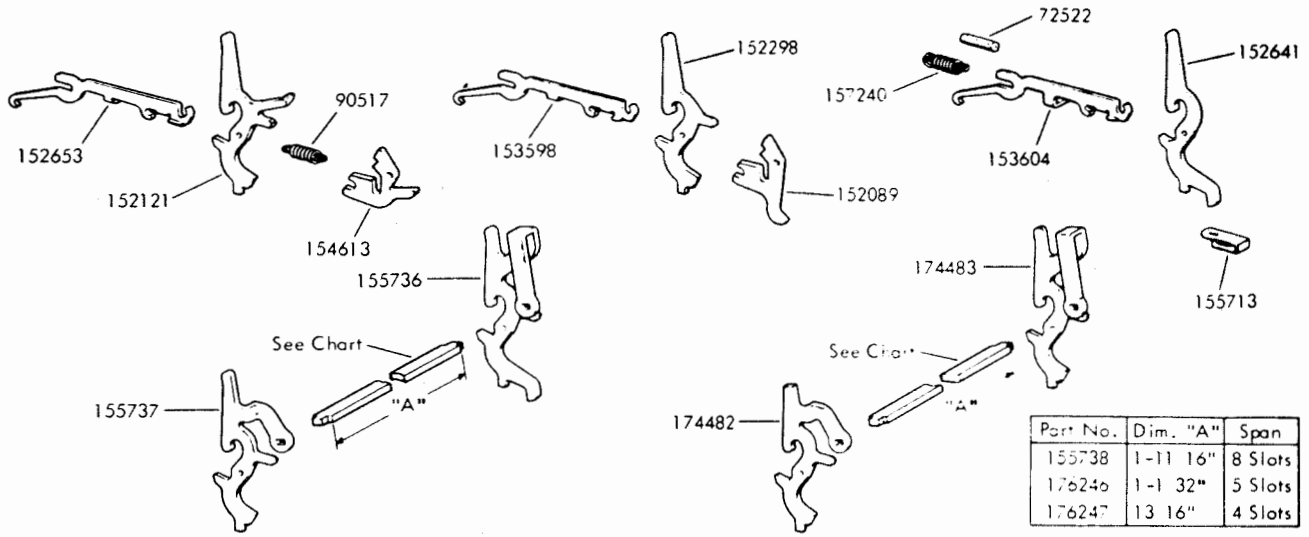


FIGURE 38. FUNCTION LEVERS AND PAWLS

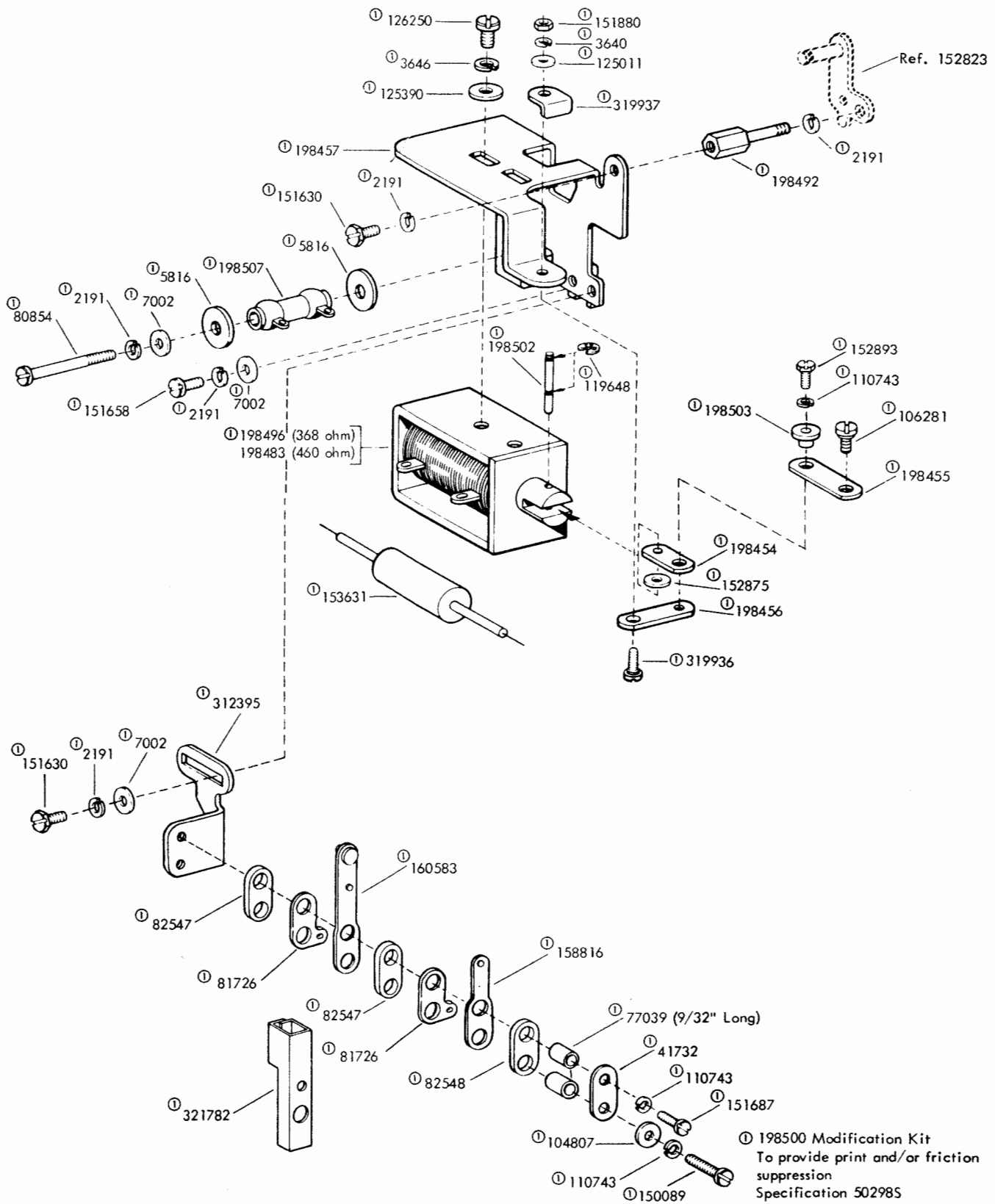
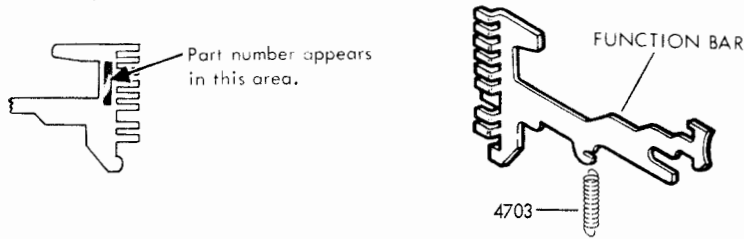


FIGURE 39. SUPPRESSION SOLENOID MECHANISM



Function Bar Number	Description of Function Character	Function Bar Function Character	Function Bar Mnemonic Character	Function Bar Bell System Usage Function Character	Function Bar Private Line Usage Function Characters
		ASCII 63 Code	ASCII 67 Code	ASCII 67 Code	
152704	Universal -No Tines				
153440	Uncoded -Two Full Rows of Tines				
192459	Carriage Return	CR	CR	RETURN	CR (Return)
192460 ①	Receiver Off	DC 4 (Stop)	DC 4	TAPE	DC 4 (TAPE)
192461 ①	End of Message	EOM	ETX	ETX	EOM or ETX
192462	Receiver On	DC 2 (TAPE)	DC 2	TAPE	DC 2 TAPE)
192463	Bell	BELL	BEL	BELL	BELL
192464	Horizontal Tabulation	H-TAB	HT	TAB	H-TAB or HT
192465	Who Are You	Enquiry	WRU	ENQ	WRU or ENQ
192466	End of Transmission	EOT	EOT	EOT	EOT
192467	Transmitter Off	DC 3 (X-OFF)	DC 3	X-OFF	DC 3 (X-OFF)
192468	Are You	Acknowledge	RU	ACK	ACK or RU
192469	Transmitter On	DC 1 (X-ON)	DC1	X-ON	DC 1 (X-ON)
192470	Acknowledge	ACK			ACK
192471 ①	Line Feed	LF	LF	LINE FEED	LF (Line Feed)
192472	Vertical Tabulation	V-TAB	VT	VT	V-TAB or VT
192473	Form Feed	FF	FF	FF	FF
192474	Escape (For Data Processing)	ESC			ESC
192475	Horizontal & Vertical Tabulation	H&V TAB	HT&VT	HT&VT	H&VTAB or HT&VT
192476 ①	Blank	BLANK / Idle	NUL (Blank)	NULL (Blank)	NULL (Blank)
192477	Carriage Return-Form Feed	CR-FF	CR-FF	CR-FF	CR-FF
192478	For Data Processing Function	TREMA	TREMA	TREMA	TREMA
192479	For Data Processing Function	CIRCUMFLEX	CIRCUMFLEX	CIRCUMFLEX	CIRCUMFLEX
192480	For Data Processing Function	GRAVE ACCENT	GRAVE ACCENT	GRAVE ACCENT	GRAVE ACCENT
198463	Device Control	Data Link Escape	DCo	DLE	DCo or DLE
198464	End of Address	Start of Text	EOA	STX	EOA or STX
198465	Any Symbol	GRAPHIC	GRAPHIC	GRAPHIC	GRAPHIC
198467 ②	Blank	NULL	NULL	NULL	NULL (Blank)
198468	Space	SPACE	SPACE	SPACE	SPACE
198469	Start of Message	Start of Heading	SOM	SOH	SOM or SOH
198470	Escape (For Data Processing)	ESC	ESC	ESC	ESC
198471 ②	End of Text		ETX	ETX	ETX
198472 ②	Line Feed or Vertical Tabulation		LF or VT	LF or VT	LF or VT
198473 ②	Receiver Off	Device Control	DC4	DC4	DC 4
199224	Line Feed				LF
199225	Carriage Return				CR
301761	Alternate-Mode				ALT-MODE
301762	Answer Back				V
301763	Time Stamp				TIME
301764	Upper Case - Time Stamp				UCTIME
306704	For Data Processing Function				SPECIAL
306705	For Data Processing Function				SPECIAL
306706	For Data Processing Function				SPECIAL
315532	Shift Out	SO	SO	SO	SO
315533	Shift In	SI	SI	SI	SI
317218	For Data Processing Function				SPECIAL

① Senses suppression bar in space
 ② Senses in either mark or space condition
 () Indicates possible implementation

FIGURE 40. FUNCTION BARS

GOTHIC "12-TO-INCH"			
PALLET	NUMBER	199974 "TH"	324465 "DG"
A	155432	X	X
B	155433	X	X
C	155434	X	X
D	155435	X	X
E	155436	X	X
F	155437	X	X
G	155438	X	X
H	155439	X	X
I	155440	X	X
J	155441	X	X
K	155442	X	X
L	155443	X	X
M	155444	X	X
N	155445	X	X
O	155446	X	X
P	155447	X	X
Q	155448	X	X
R	155449	X	X
S	155450	X	X
T	155451	X	X
U	155452	X	X
V	155453	X	X
W	155454	X	X
X	155455	X	X
Y	155456	X	X
Z	155457	X	X
1	155458	X	X
2	155459	X	X
3	155460	X	X
4	155461	X	X
5	155462	X	X
6	155463	X	X
7	155464	X	X
8	155465	X	X
9	155466	X	X
.	157636	X	X
,	157637	X	X
;	157638	X	X
'	194886	X	X
?	157642	X	X
!	157644	X	X
~	157645	X	X
{	157646	X	X
\$	157648	X	X
/	155469	X	X
^	199990	X	X
v	199989	X	X
+	161366	X	X
+	161369	X	X
+	155479	X	X
=	194335	X	X
<	194208	X	X
<	194209	X	X
[163197	X	X
[163198	X	X
U	199987	X	X
*	194336	X	X
~	155871	X	X
!	157647	X	X
:	157641	X	X
:	157640	X	X
;	155483	X	X
;	157639	X	X
8	155467	X	X
%	155470	X	X
#	155473	X	X
@	155480	X	X
@	157658	X	X
=	157678	X	X
I	195200	X	X
	305584	X	X
	305589	X	X
Q	305590	X	X

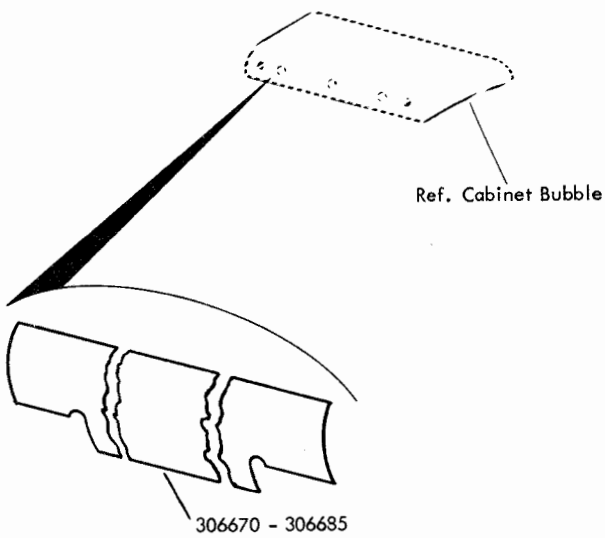
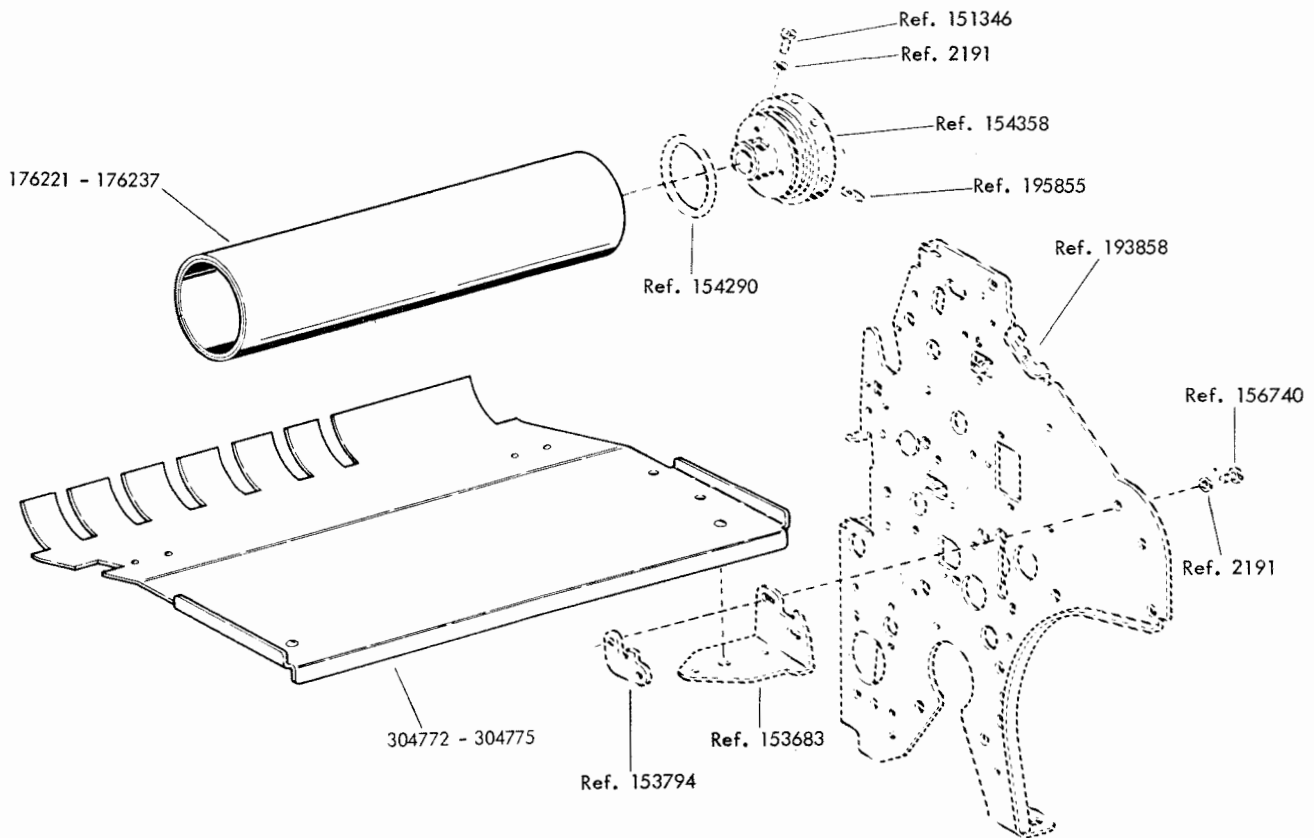
LONG GOTHIC STYLE			
PALLET	NUMBER	199986 "TJ"	
A	155618	X	
B	155619	X	
C	155620	X	
D	155621	X	
E	155622	X	
F	155623	X	
G	155624	X	
H	155625	X	
I	155626	X	
J	155627	X	
K	155628	X	
L	155629	X	
M	155630	X	
N	155631	X	
O	155632	X	
P	155633	X	
Q	155634	X	
R	155635	X	
S	155636	X	
T	155637	X	
U	155638	X	
V	155639	X	
W	155640	X	
X	155641	X	
Y	155642	X	
Z	155643	X	
1	155644	X	
2	155645	X	
3	155646	X	
4	155647	X	
5	155648	X	
6	155649	X	
7	155650	X	
8	155651	X	
9	155652	X	
.	155672	X	
,	155671	X	
;	155673	X	
'	155653	X	
?	155670	X	
!	155670	X	
~	155654	X	
{	155655	X	
\$	155656	X	
/	155658	X	
^	155657	X	
v	155669	X	
+	155667	X	
+	157649	X	
+	157659	X	
=	157660	X	
<	157662	X	
<	194037	X	
[194039	X	
[194019	X	
U	157678	X	
*	194885	X	
~	194884	X	
!	163197	X	
:	163198	X	
:	179088	X	
;	157726	X	

LARGE GOTHIC PALLET'S			
PALLET	310309 "TR"	321705 "DB"	
A	157729	157729	
B	157730	321780	
C	157731	321681	
D	157732	321695	
E	157733	321698	
F	157734	321682	
G	157735	157735	
H	157736	321683	
I	157737	157737	
J	157738	321684	
K	157739	157739	
L	157740	321697	
M	157741	157741	
N	157742	157742	
O	157743	321696	
P	157744	321685	
Q	157745	321700	
R	157746	321686	
S	157747	157747	
T	157748	157748	
U	157749	321699	
V	157750	157750	
W	157751	157751	
X	157752	157752	
Y	157753	321687	
Z	157754	157754	
1	157755	157755	
2	157756	157756	
3	157757	157757	
4	157758	157758	
5	157759	157759	
6	157760	157760	
7	157761	157761	
8	157762	157762	
9	157763	157763	
.	157765	157765	
,	157766	157766	
;	157767		
'	157768	157768	
?	157769	157769	
!	157770	157770	
~	157771	157771	
{	157772	157772	
\$	157773	157773	
/	157775		
^	157774		
v	157776		
+	157777	157777	
+	157778	157778	
=	157779		
<	157816	157816	
<	310657	321688	
>	310658	321689	
[310659		
[310660	321694	
[310661		
@	310662	310662	
@	310663	321692	
U	310664	321690	
*	310665		
*	310666	157671	
*	157820	321691	
1/8		163308	
1/4		163309	
1/2		163311	
3/4		163313	
7/8		163314	
3/8		321702	
5/8		321703	

GOTHIC STYLE			
PALLET	NUMBER	307180 "TN"	
A	159752	X	
B	159753	X	
C	159754	X	
D	159755	X	
E	159756	X	
F	159757	X	
G	159758	X	
H	159759	X	
I	159760	X	
J	159761	X	
K	159762	X	
L	159763	X	
M	159764	X	
N	159765	X	
O	159766	X	
P	159767	X	
Q	159768	X	
R	159769	X	
S	159770	X	
T	159771	X	
U	159772	X	
V	159773	X	
W	159774	X	
X	159775	X	
Y	159776	X	
Z	159777	X	
1	159778	X	
2	159779	X	
3	159780	X	
4	159781	X	
5	159782	X	
6	159783	X	
7	159784	X	
8	159785	X	
9	159786	X	
.	157636	X	
,	157637	X	
;	157639	X	
'	157641	X	
?	157642	X	
!	157643	X	
~	157644	X	
{	157645	X	
\$	157646	X	
/	157671	X	
^	157678	X	
v	157638	X	
+	157640	X	
+	157790	X	
<	157791	X	
<	157804	X	
[157648	X	
[159788	X	
U	157662	X	
*	157647	X	
*	179091	X	
Z	179090	X	
!	179089	X	
:	157717	X	
:	157720	X	

COMBINATION STYLE			
PALLET	NUMBER	197997 "TF"	305090 "TP"
A	159752	X	X
B	159753	X	X
C	159754	X	X
D	159755	X	X
E	159756	X	X
F	159757	X	X
G	159758	X	X
H	159759	X	X
I	159760	X	X
J	159761	X	X
K	159762	X	X
L	159763	X	X
M	159764	X	X
N	159765	X	X
O	159766	X	X
P	159767	X	X
Q	159768	X	X
R	159769	X	X
S	159770	X	X
T	159771	X	X
U	159772	X	X
V	159773	X	X
W	159774	X	X
X	159775	X	X
Y	159776	X	X
Z	159777	X	X
1	159778	X	X
2	159779	X	X
3	159780	X	X
4	159781	X	X
5	159782	X	X
6	159783	X	X
7	199457	X	X
8	199458	X	X
9	199459	X	X
.	199460	X	X
,	199461	X	X
;	199462	X	X
'	199463	X	X
?	157637	X	X
!	157639	X	X
~	157642	X	X
{	157643	X	X
\$	157644	X	X
/	157645	X	X
^	157649	X	X
v	157643	X	X
+	157644	X	X
+	157645	X	X
=	157659	X	X
<	157662	X	X
<	157664	X	X
[157665	X	X
[157666	X	X
U	157671	X	X
*	160779	X	X
~	195064	X	X
!	195065	X	X
:	195066	X	X
:	195067	X	X
;	195069	X	X
;	195070	X	X
'	195071	X	X
?	195072	X	X
!	195205	X	X
:	195206	X	X
:	195207	X	X
;	157671	X	X

FIGURE 42. TYPE PALLET CHARTS

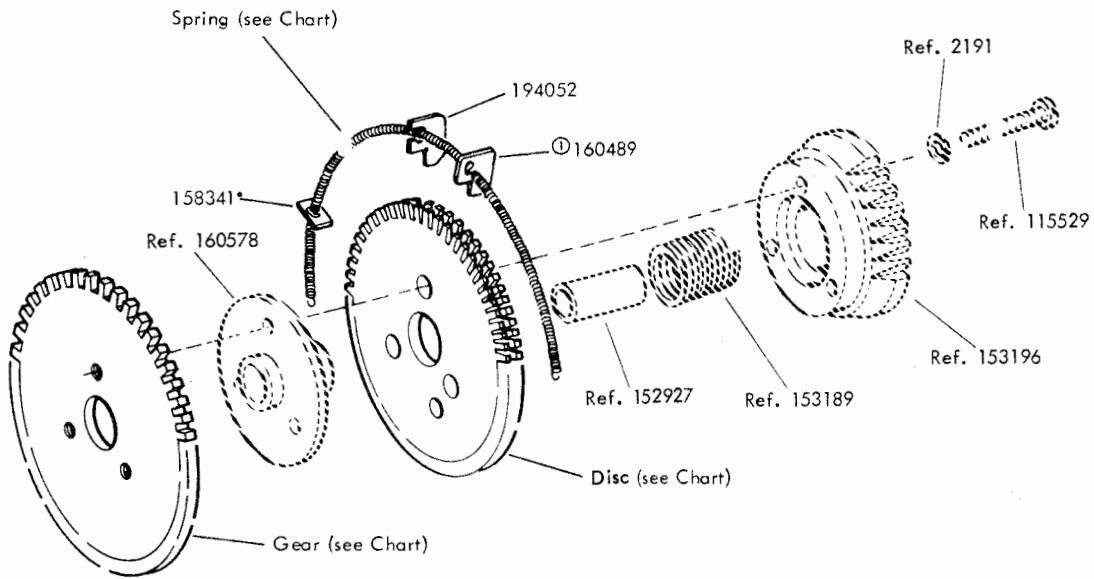


Paper Widths	Paper Guide	Modification Kit Paper Handling Parts		
		Kit Number	Platen	Form Guide
3 5/8	304772	306686	176237	306670
4	304773	306687	176236	306671
4 1/4	304774	306688	176235	306672
4 5/16	304775	306689	176234	306672
4 1/2	304772	306690	176233	306673
5	304773	306691	176232	306674
5 1/2	304772	306692	176231	306675
5 3/4	304774	306693	176230	306676
6	304773	306694	176229	306677
6 1/4	304775	306695	176228	306678
6 3/8	304774	306696	176227	306679
6 1/2	304772	306697	176226	306680
7	304773	306698	176225	306681
7 1/2	304772	306699	176224	306682
8	304773	306700	176223	306683
8 1/2	304772	306701	176222	306684
9	304773	306702	176221	306685

Note: For Paper Fingers, See Figure 6.

Specification 57925 covers all paper handling modification kits.

FIGURE 43. SPROCKET FEED PAPER HANDLING MODIFICATION KITS

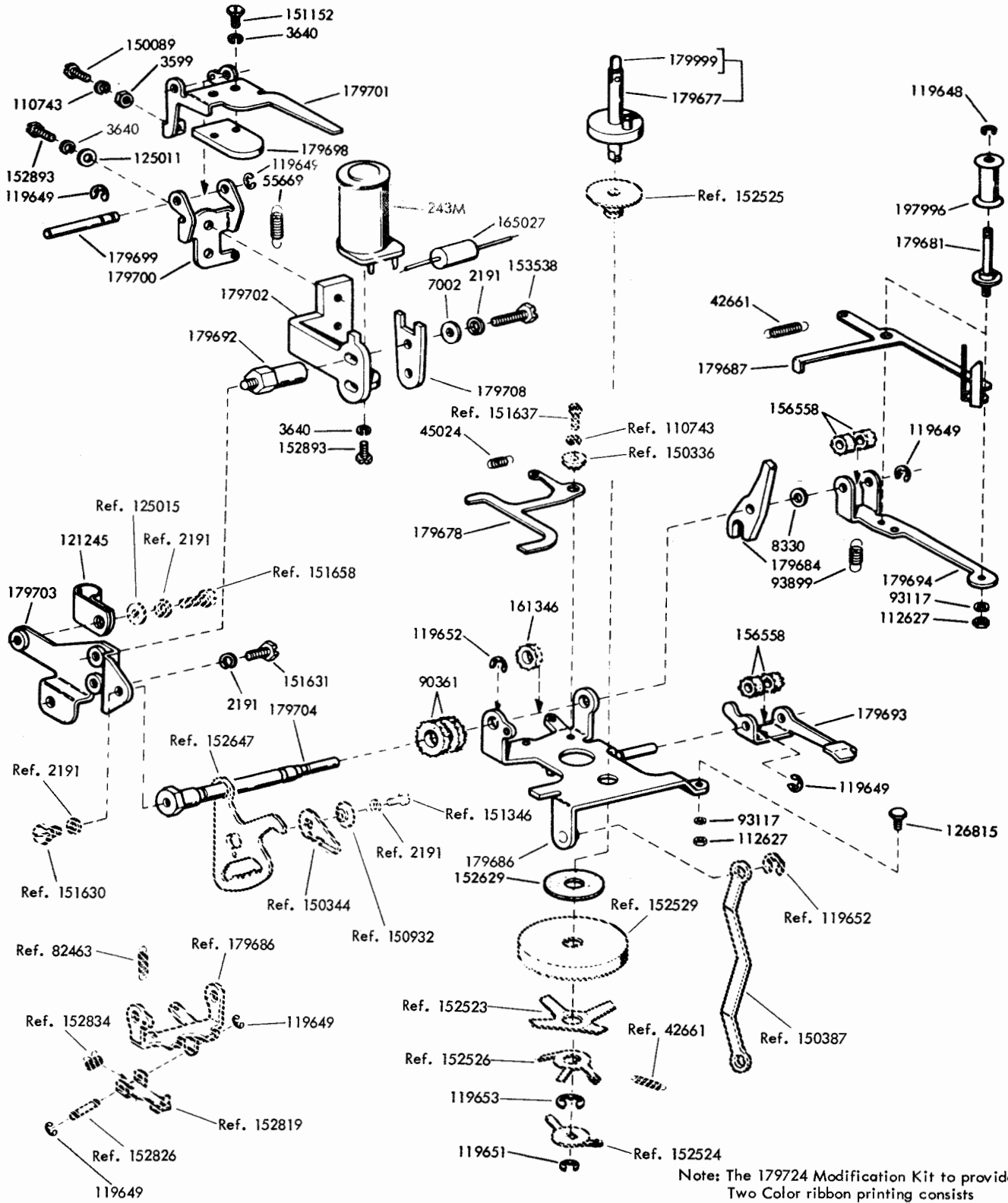


Form Length in inches	Mod. Kit No.	Gear No.	Disc No.	Spring No.
8, 4, 2	154760	153198	160505	160527
8-1/2	154761	153199	160506	160528
9, 4-1/2	154762	153200	160507	160529
9-1/2	154763	153201	160508	160530
10, 5	154764	153202	160509	160531
11, 5-1/2	154765	153203	160510	160532
12, 6, 3	154766	153204	160511	160533
13, 6-1/2	154767	153205	160512	160534
14, 7, 3-1/2	154768	153206	160513	160535
15, 7-1/2	154769	153207	160514	160536
14-2/3, 7-1/3, 3-2/3	192706	161250	192704	160536

①No longer available, use 194052

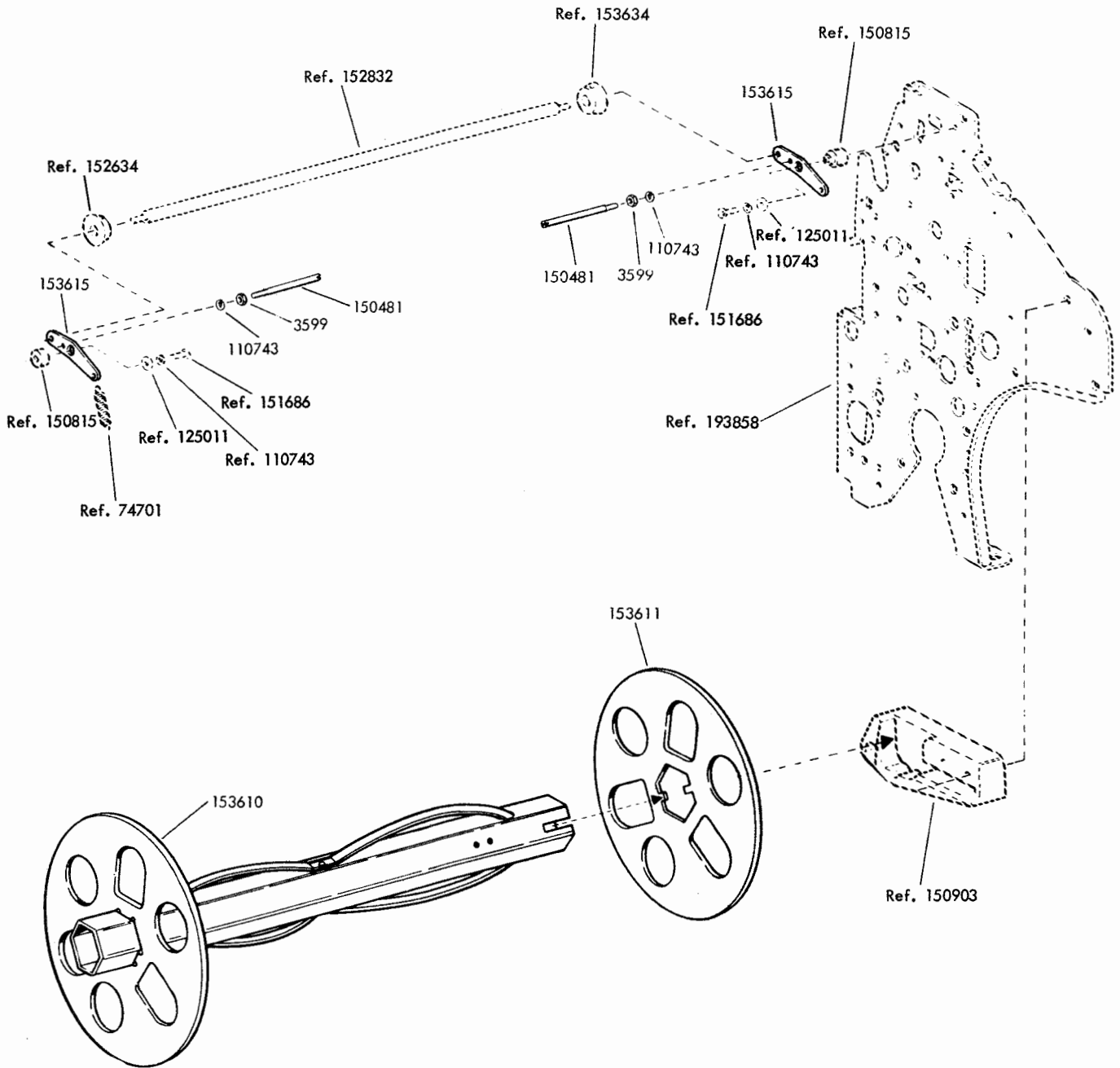
Specification 500045 covers all
Vertical tabulation modification kits

FIGURE 44. VERTICAL TABULATION MODIFICATION KITS



Note: The 179724 Modification Kit to provide Two Color ribbon printing consists of all parts on this figure and on Figure 46. Specification 501505

FIGURE 45. RIGHT SIDE-RIBBON FEED FOR TWO COLOR RIBBON PRINTING



Specification 5789S

FIGURE 47. 152340 MODIFICATION KIT TO PROVIDE MULTI-COPY PAPER HANDLING

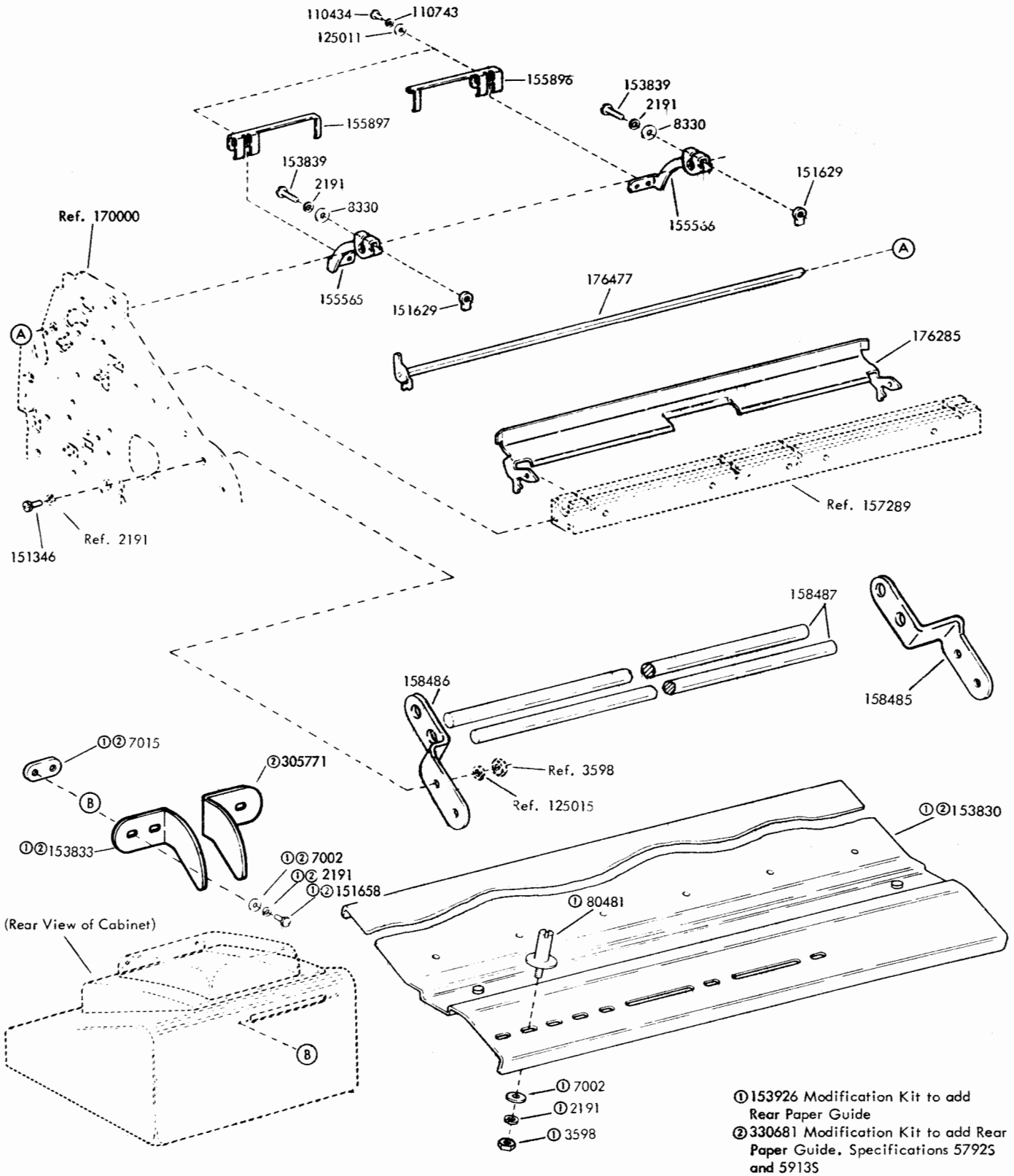


FIGURE 49. 154798 MODIFICATION KIT TO PROVIDE SUPERFOLD FRICTION FEED PAPER HANDLING

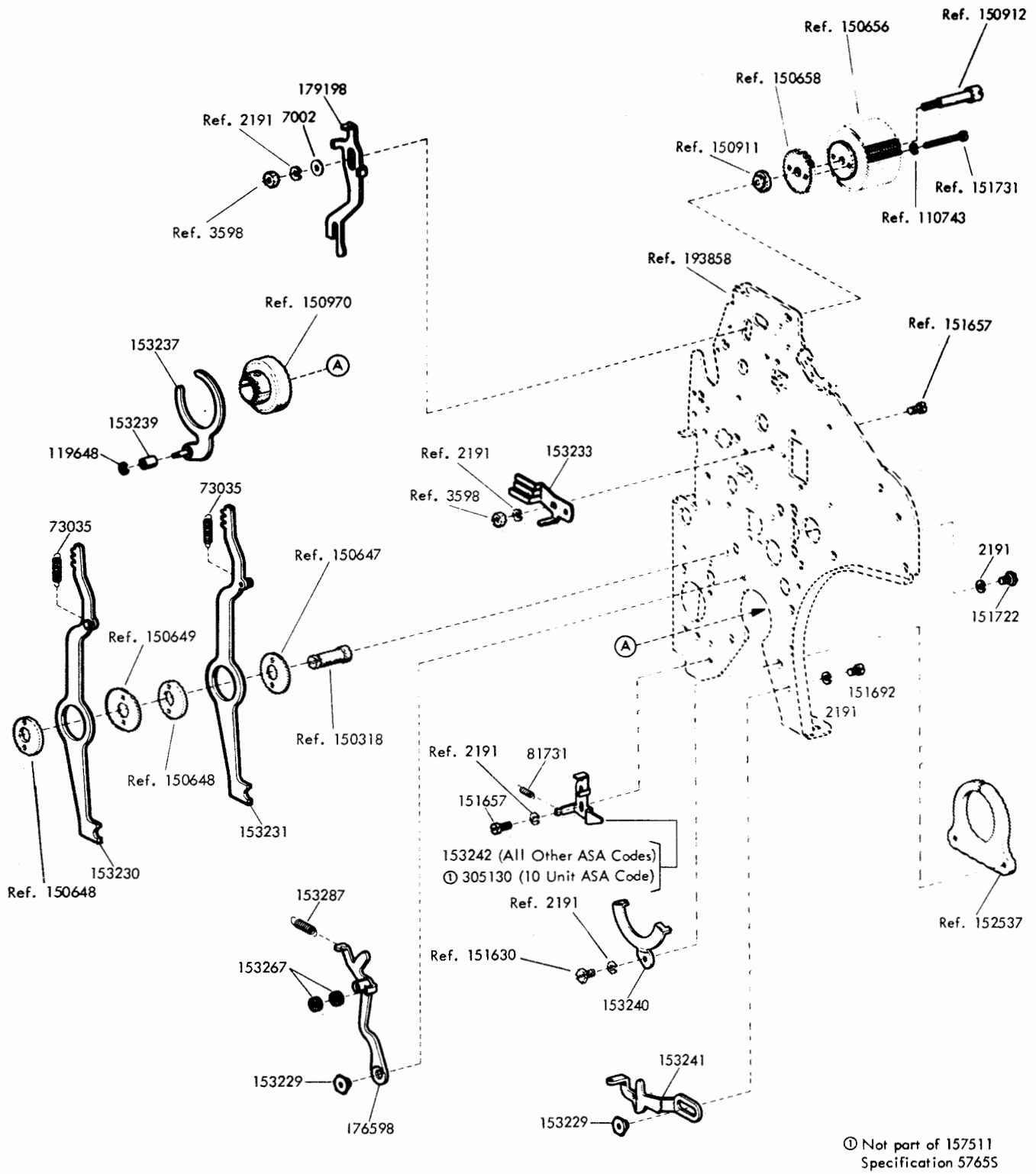


FIGURE 50. 157511 MODIFICATION KIT TO PROVIDE LOCAL REVERSE LINE FEED

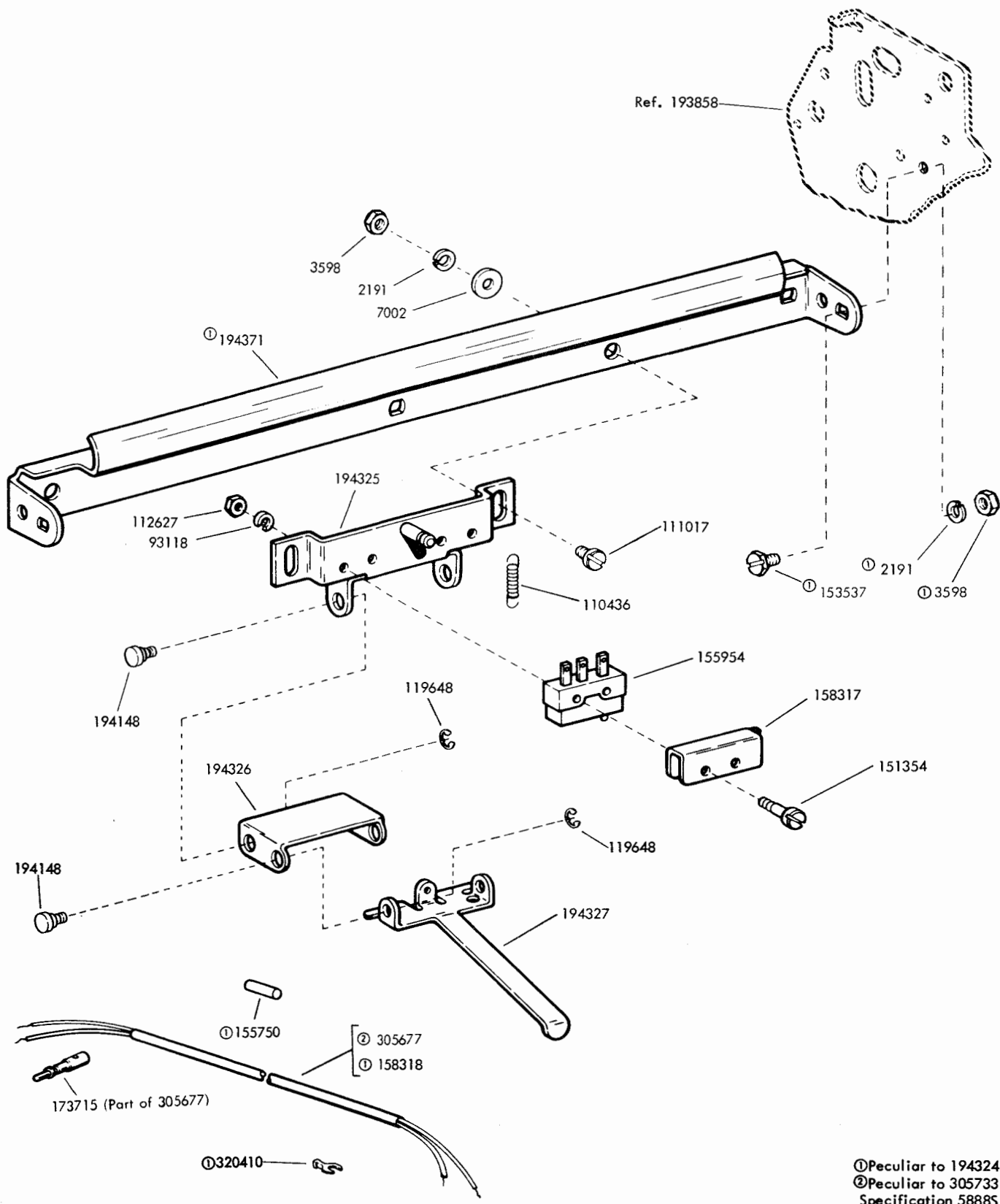


FIGURE 51. 194324 & 305733 MODIFICATION KITS TO PROVIDE PAPER-OUT ALARM SWITCH

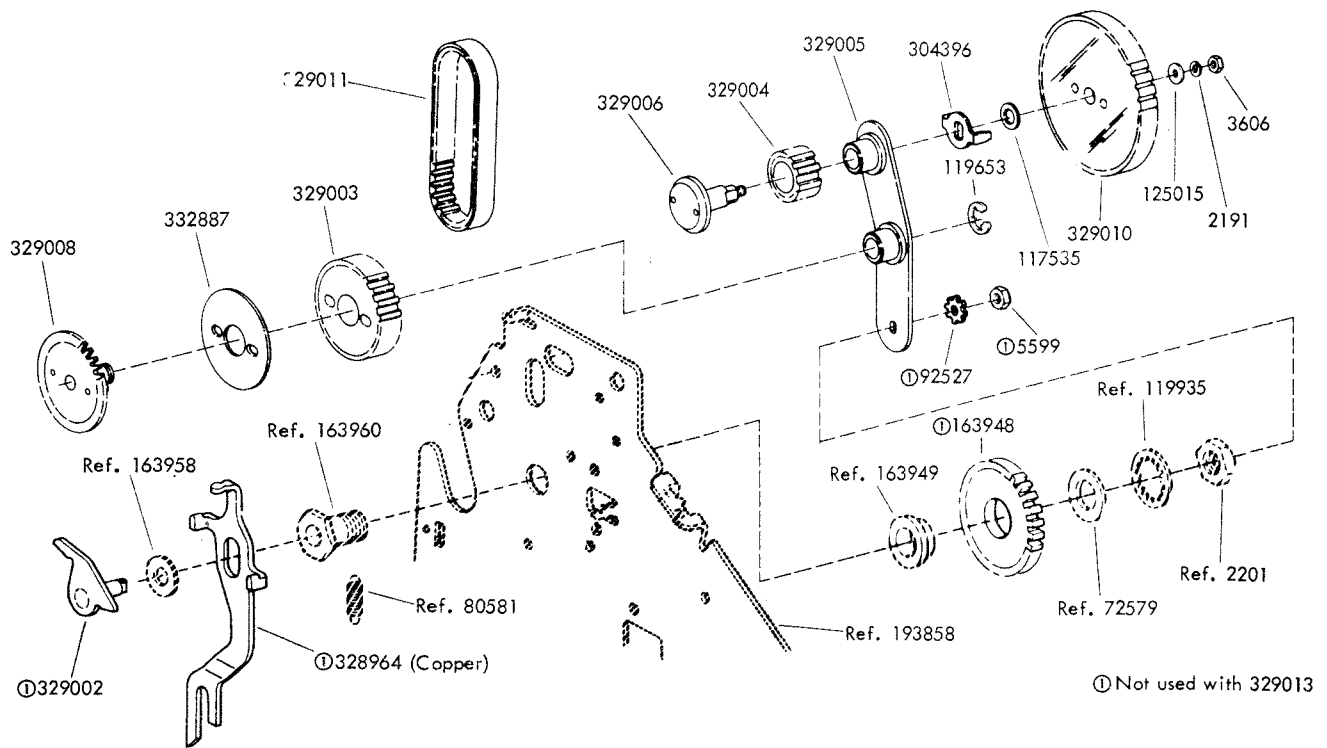


FIGURE 52. 329013 HANDWHEEL ASSEMBLY

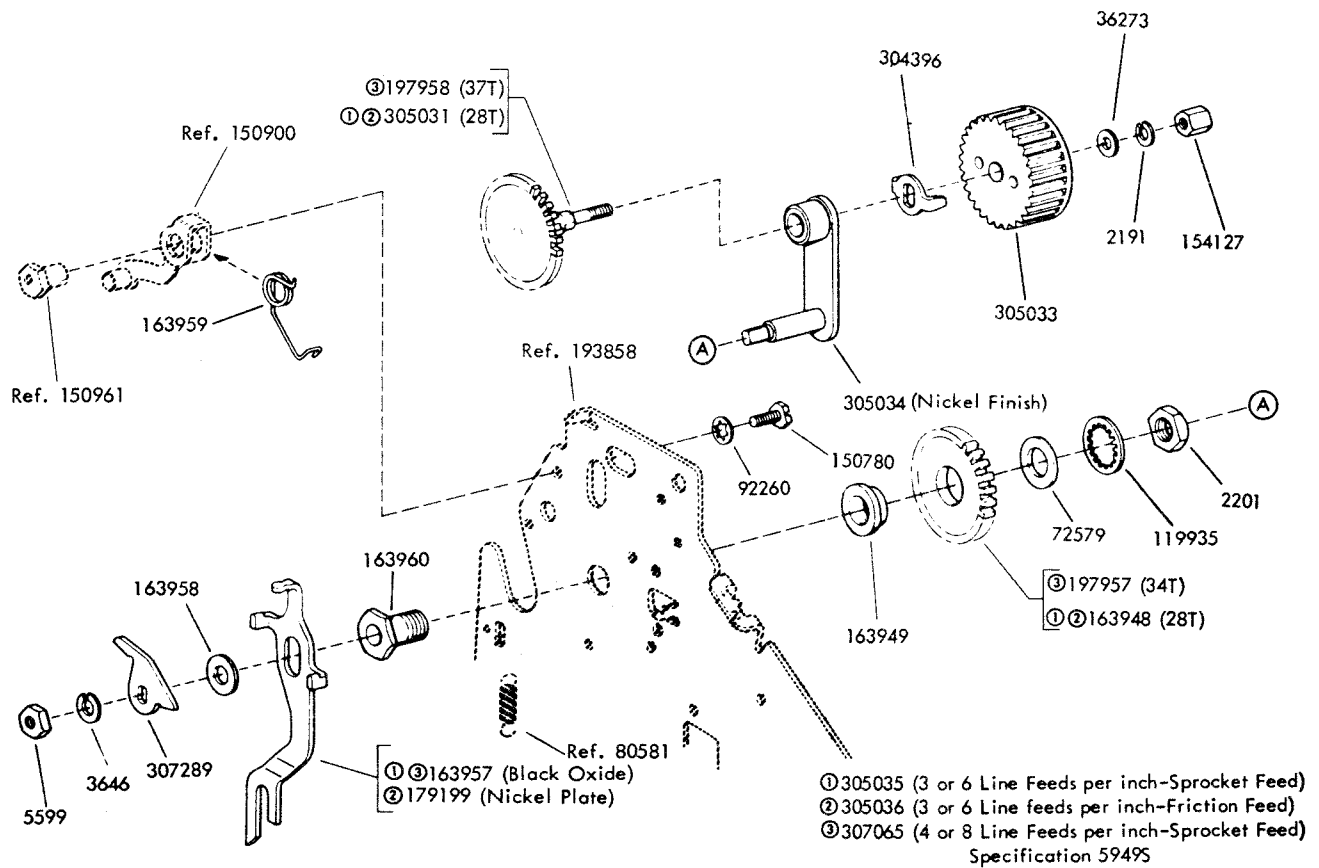
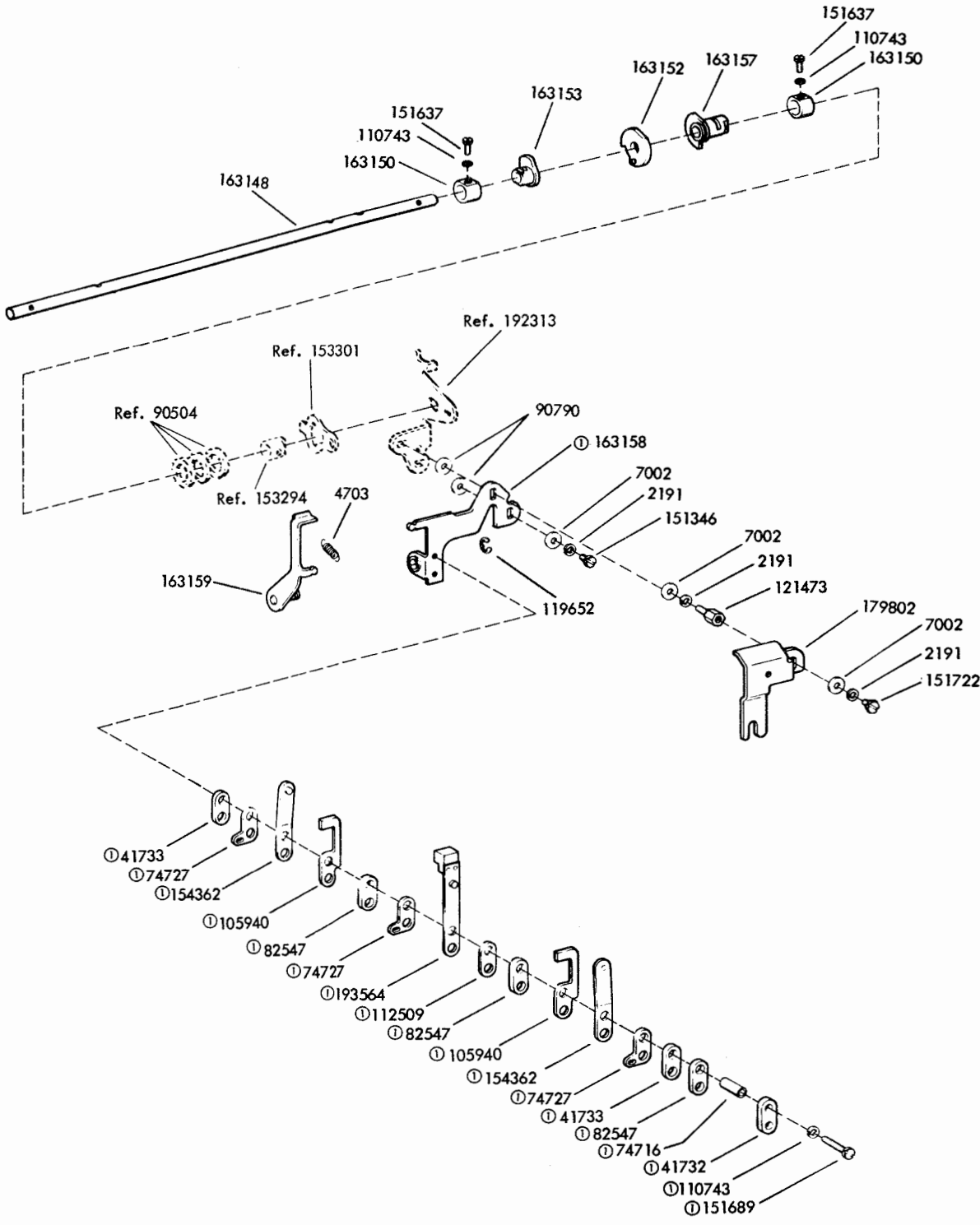


FIGURE 53. 305035, 305036, 307065 MODIFICATION KITS TO PROVIDE MANUAL PLATEN LINE FEED



①163147 Contact Assembly Specification 5804S

FIGURE 54. 163146 MODIFICATION KIT TO PROVIDE UNIVERSAL CONTACT

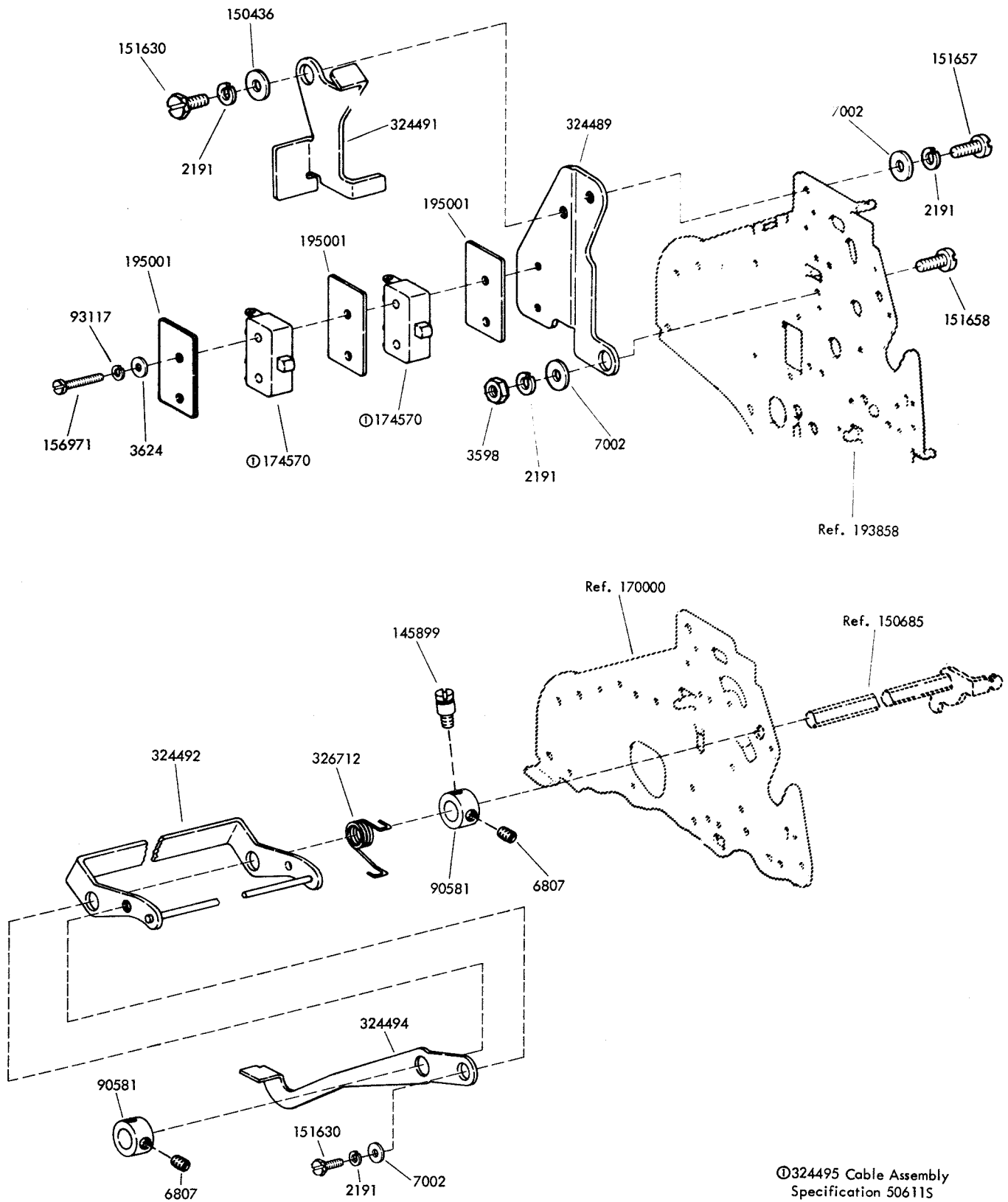
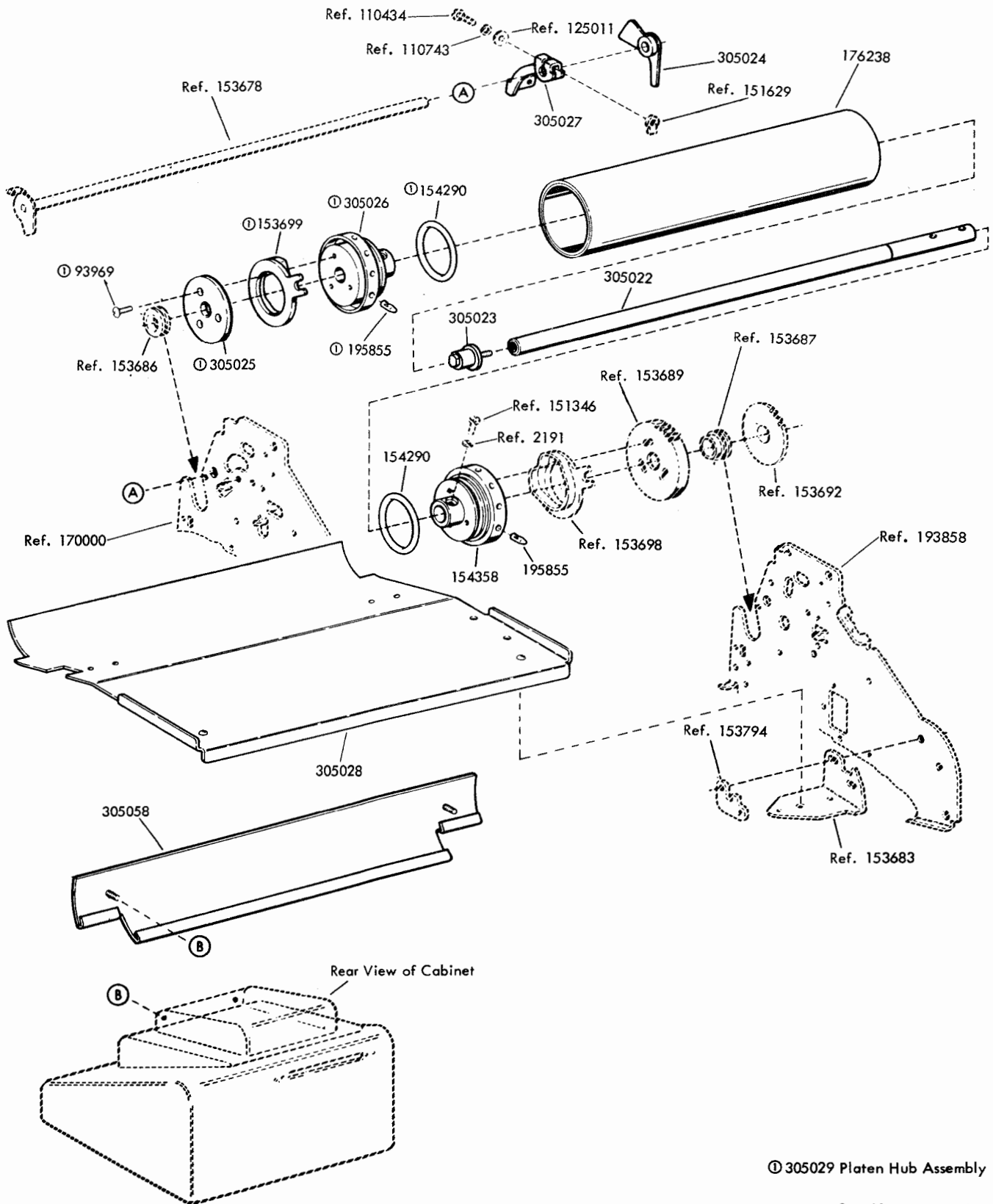


FIGURE 55. 324490 MODIFICATION KIT TO PROVIDE PAPER JAM ALARM



ⓐ 305029 Platen Hub Assembly

Specification 503865

FIGURE 56. 305037 MODIFICATION KIT TO ADAPT SPROCKET FEED PRINTERS TO 9-1/2 INCH FORM WIDTHS

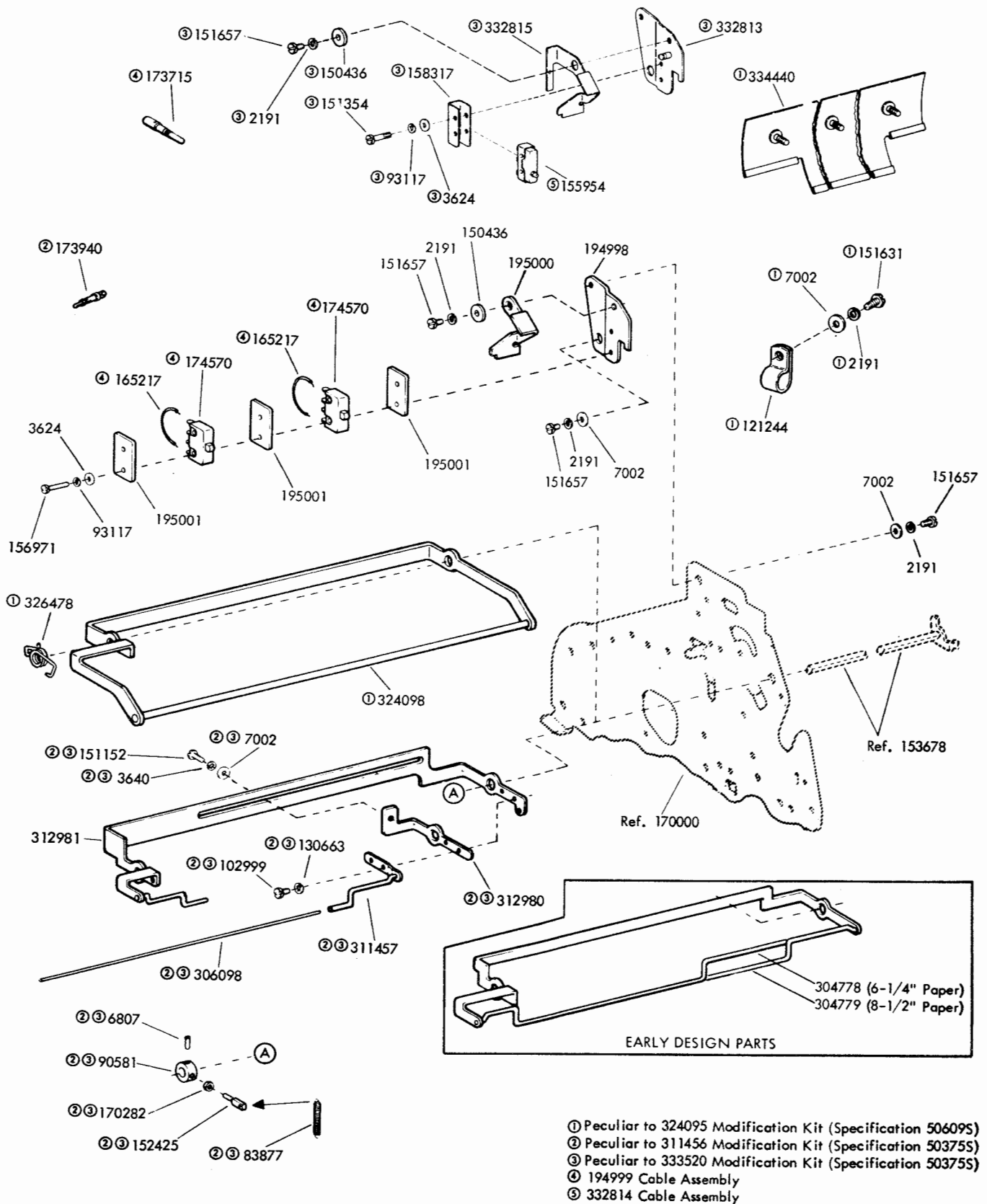
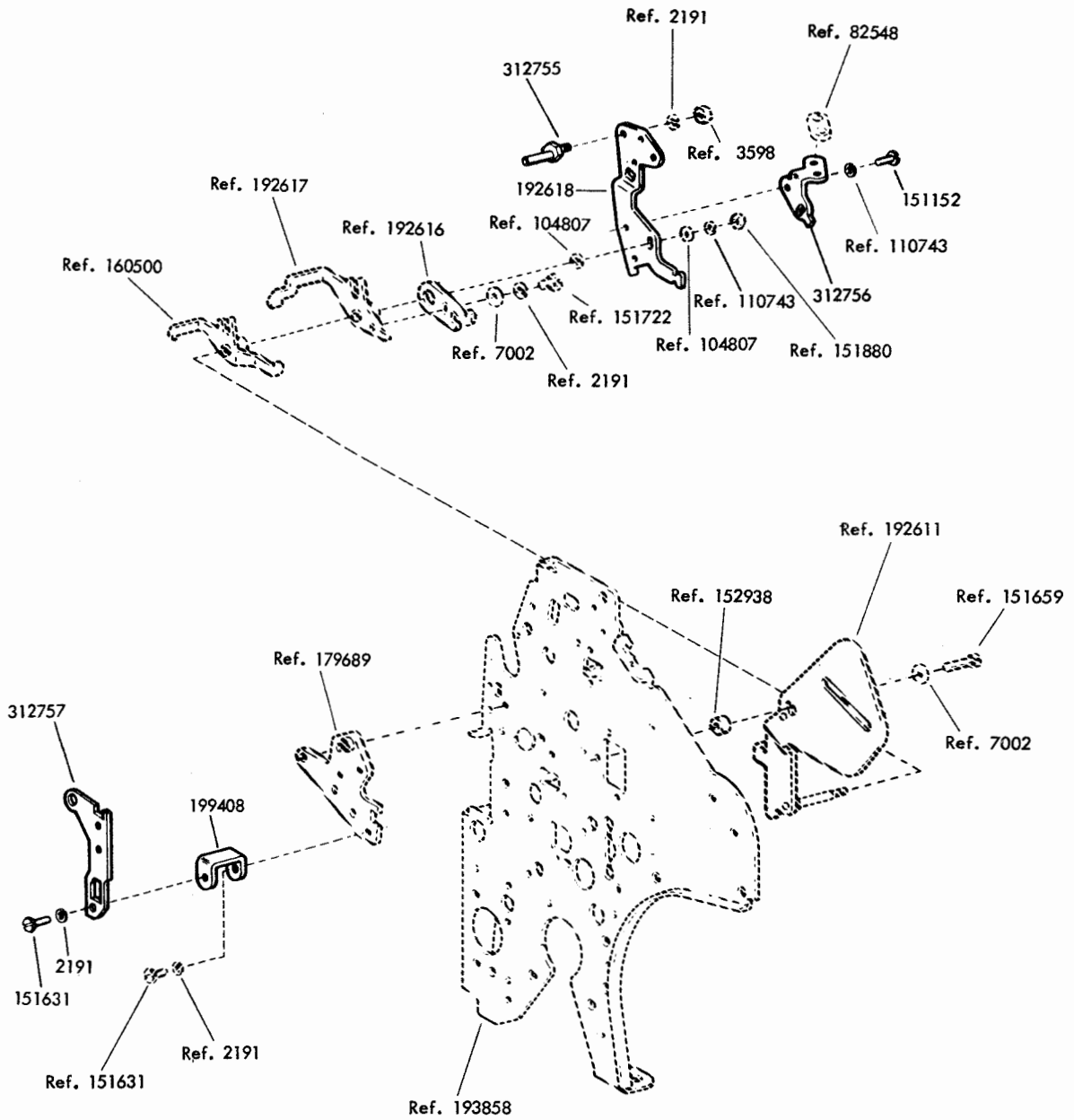
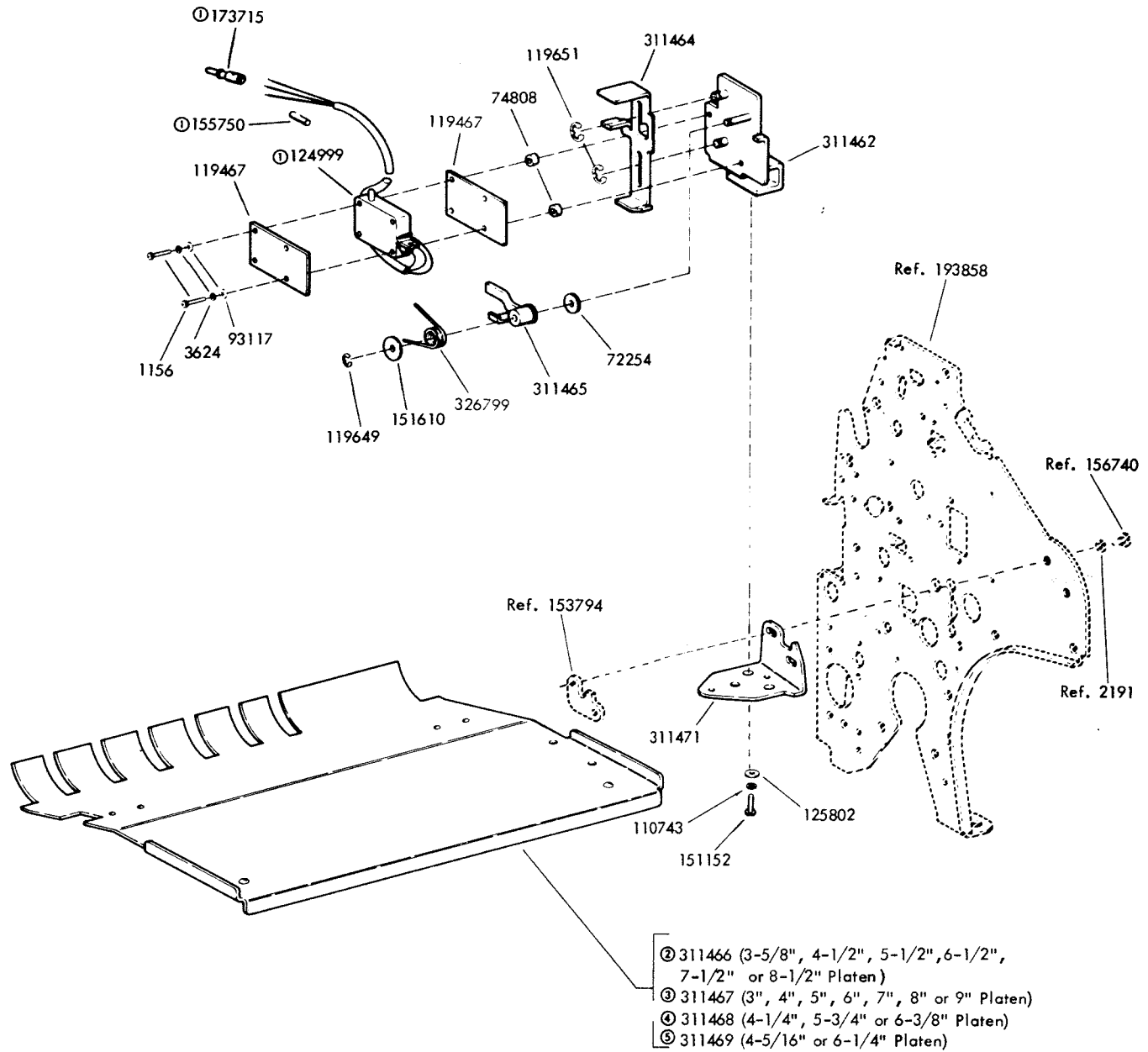


FIGURE 57. 311456, 324095 & 333520 MODIFICATION KITS TO PROVIDE PAPER JAM ALARMS



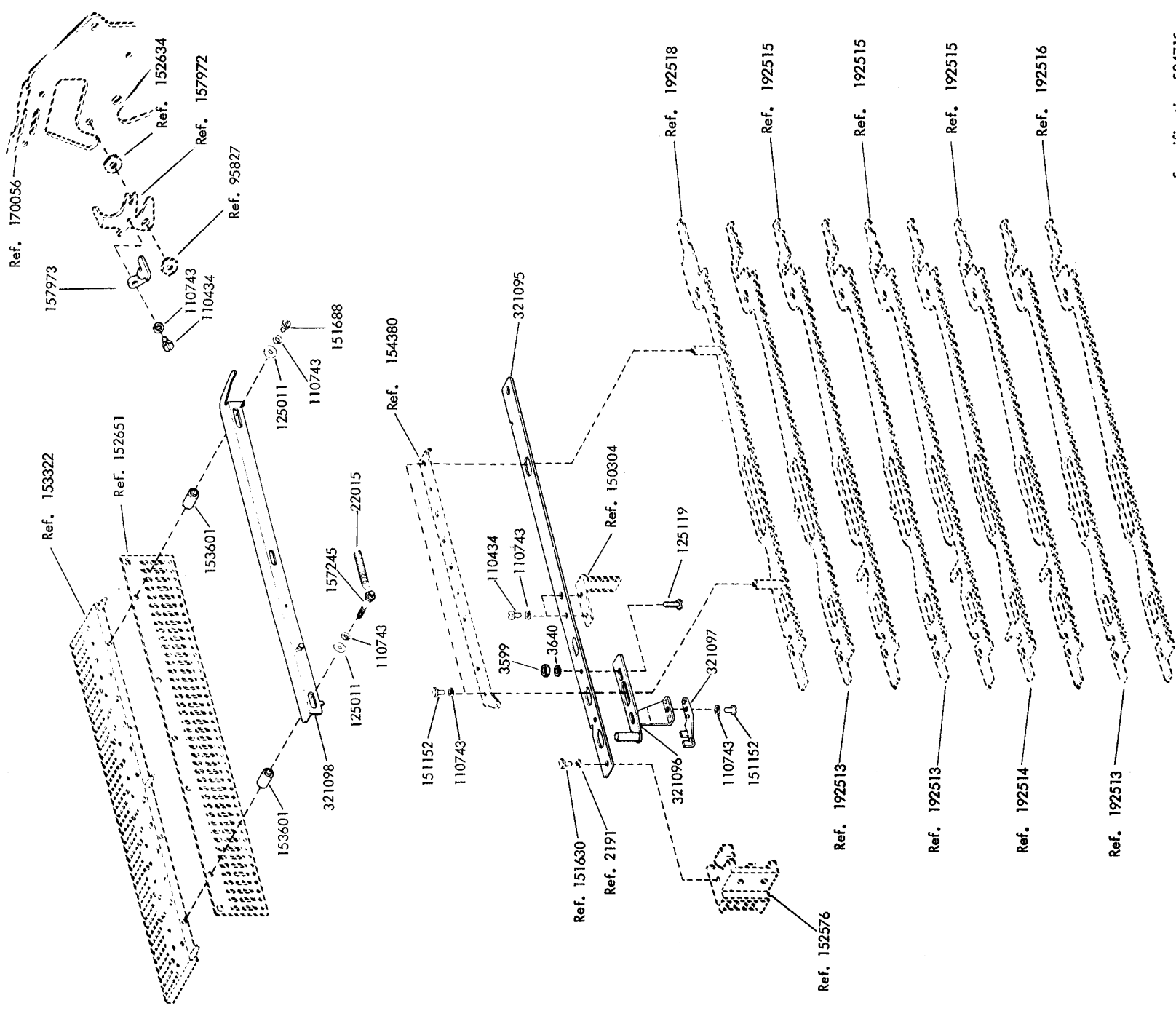
Specification 501505

FIGURE 58. 312711 MODIFICATION KIT TO ADAPT UNITS WITH A VERTICAL TABULATING MECHANISM TO USE THE 179724 MODIFICATION KIT



- ① 311730 Cable Assembly
 - ② Peculiar to 311458 Modification Kit
 - ③ Peculiar to 311459 Modification Kit
 - ④ Peculiar to 311460 Modification Kit
 - ⑤ Peculiar to 311461 Modification Kit
- Specification 50468S

FIGURE 59. 311458, 311459, 311460 AND 311461 MODIFICATION KITS TO ADD ADJUSTABLE LAST FORM ALARM



Specification 504715

FIGURE 60. 321099 MODIFICATION KIT TO PROVIDE AUTOMATIC CARRIAGE RETURN AND LINE FEED

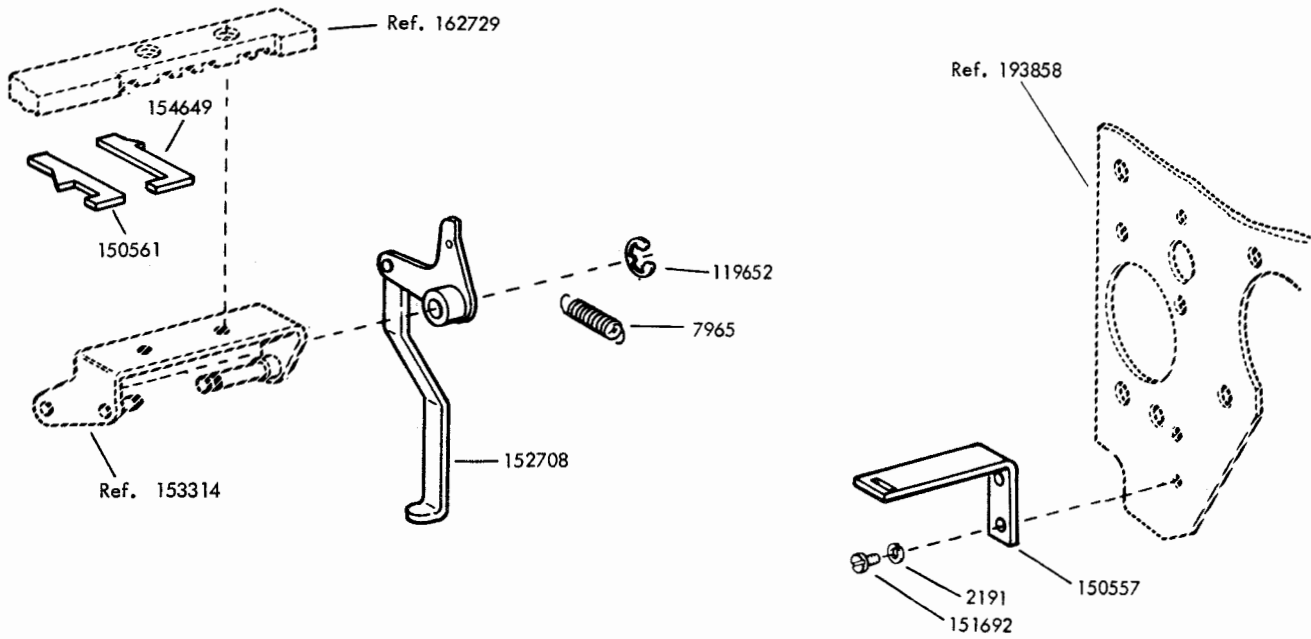


FIGURE 61. 152350 MODIFICATION KIT TO PROVIDE KEYBOARD LOCK

Specification 50334S

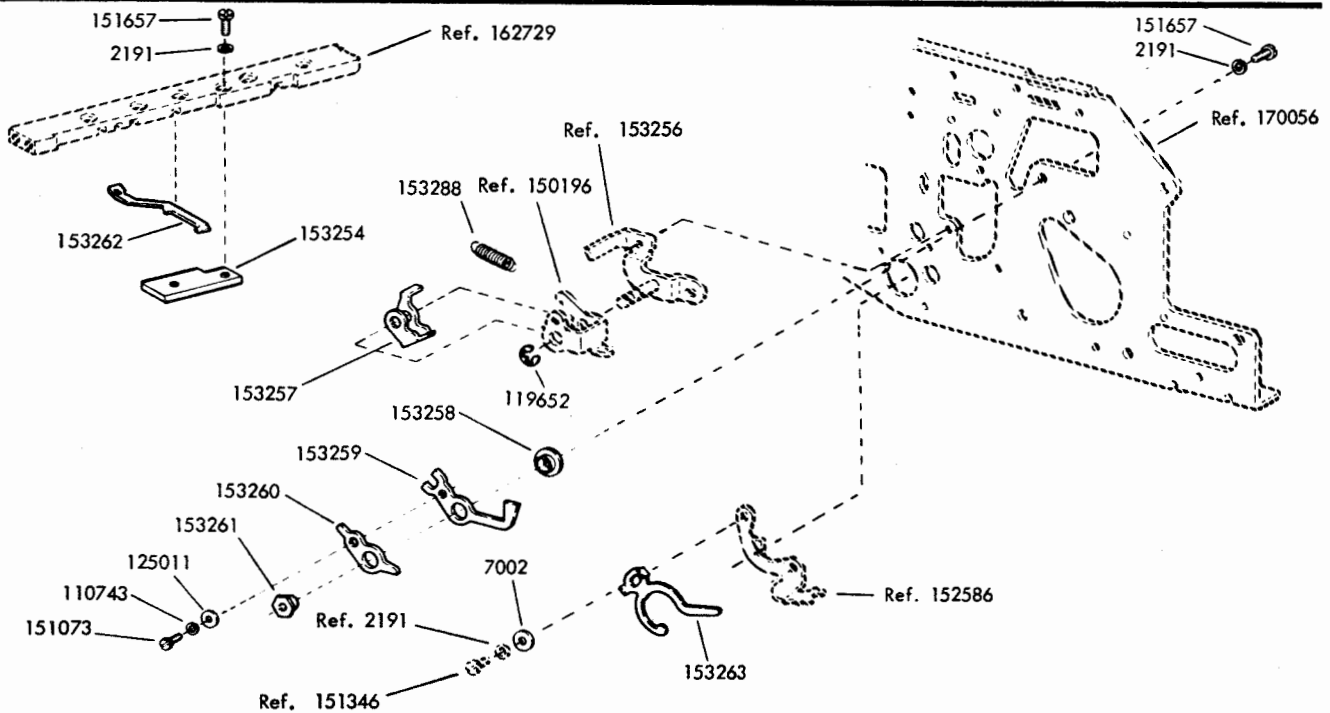
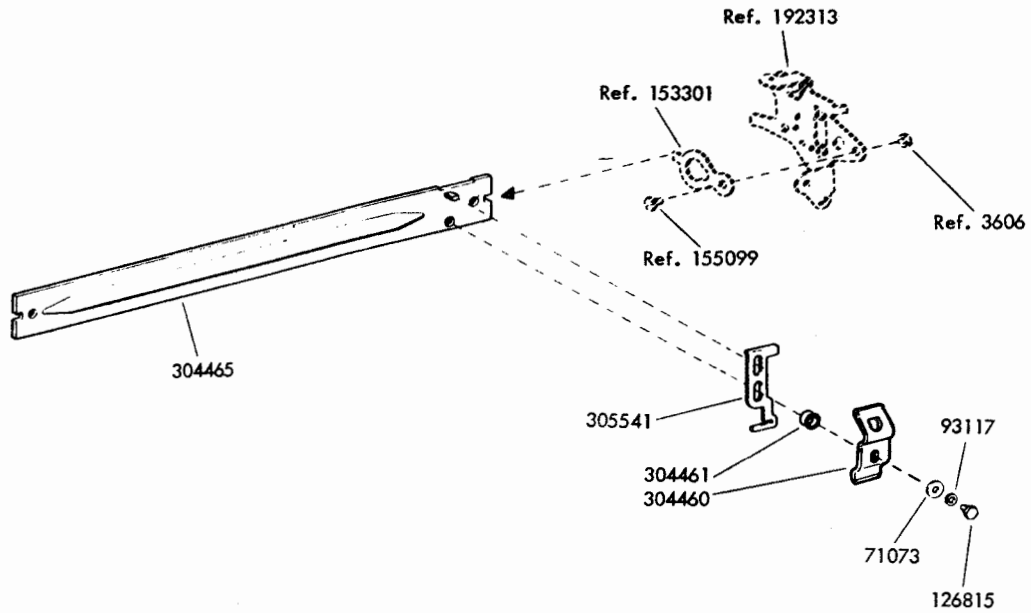


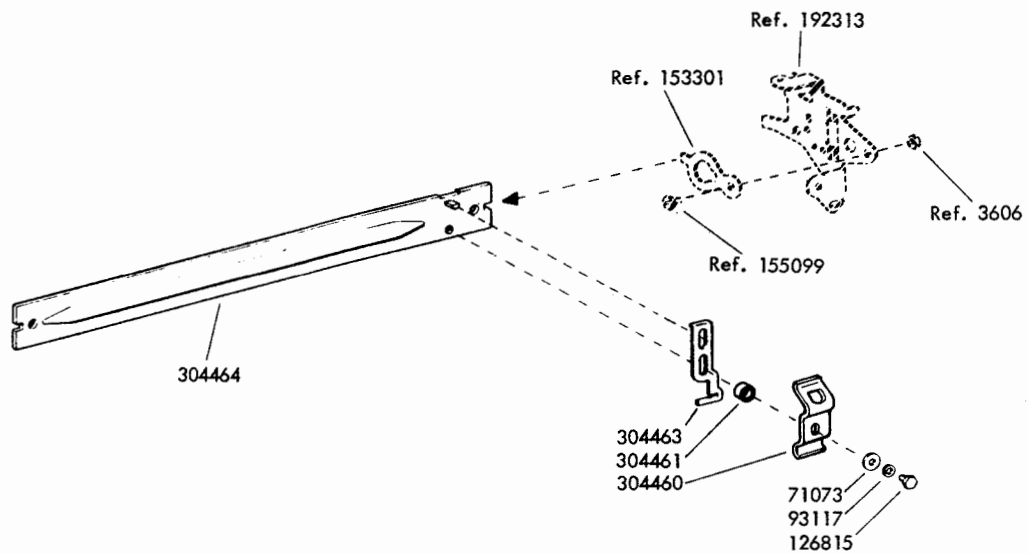
FIGURE 62. 157510 MODIFICATION KIT TO PROVIDE LOCAL BACKSPACE

Specification 5766S



Specification 50352S

FIGURE 63. 305540 MODIFICATION KIT TO PROVIDE A YIELD MECHANISM FOR THE LINE FEED STRIPPER SLIDE (FUNCTION BOX SLOTS 39, 40 & 41)



Specification 50352S

FIGURE 64. 305539 MODIFICATION KIT TO PROVIDE A YIELD MECHANISM FOR THE LINE FEED STRIPPER SLIDE (FUNCTION BOX SLOTS 39 & 40)

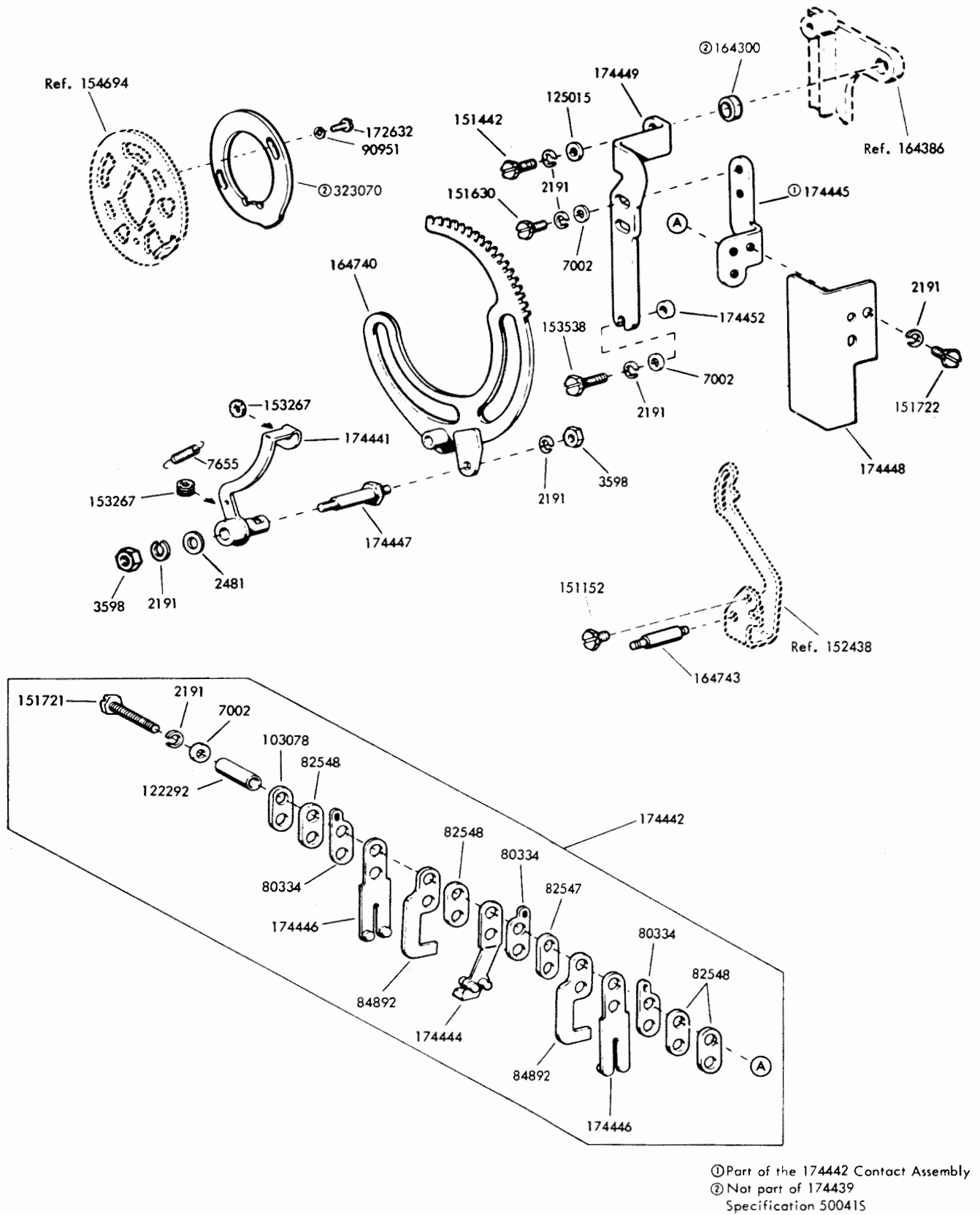
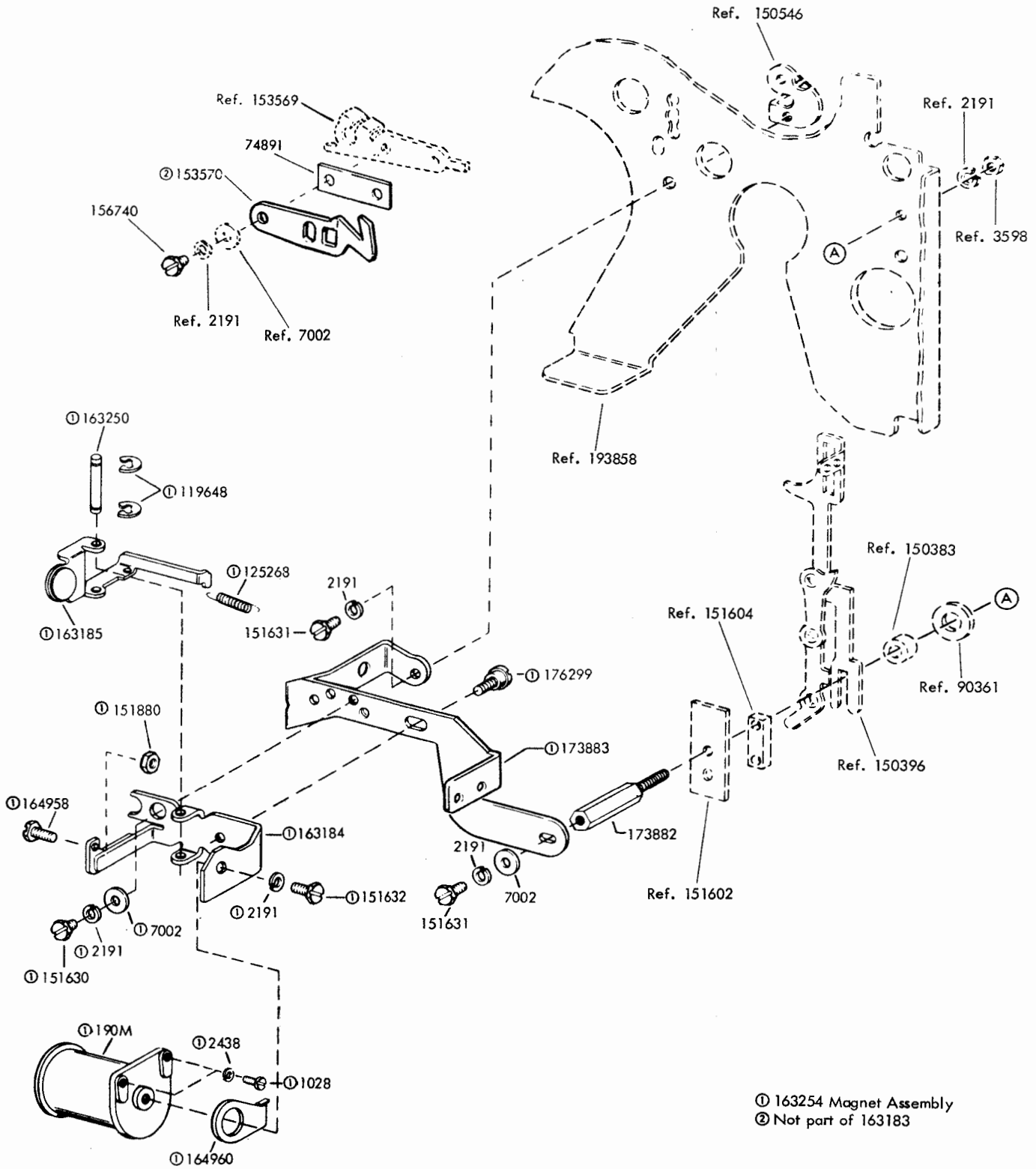
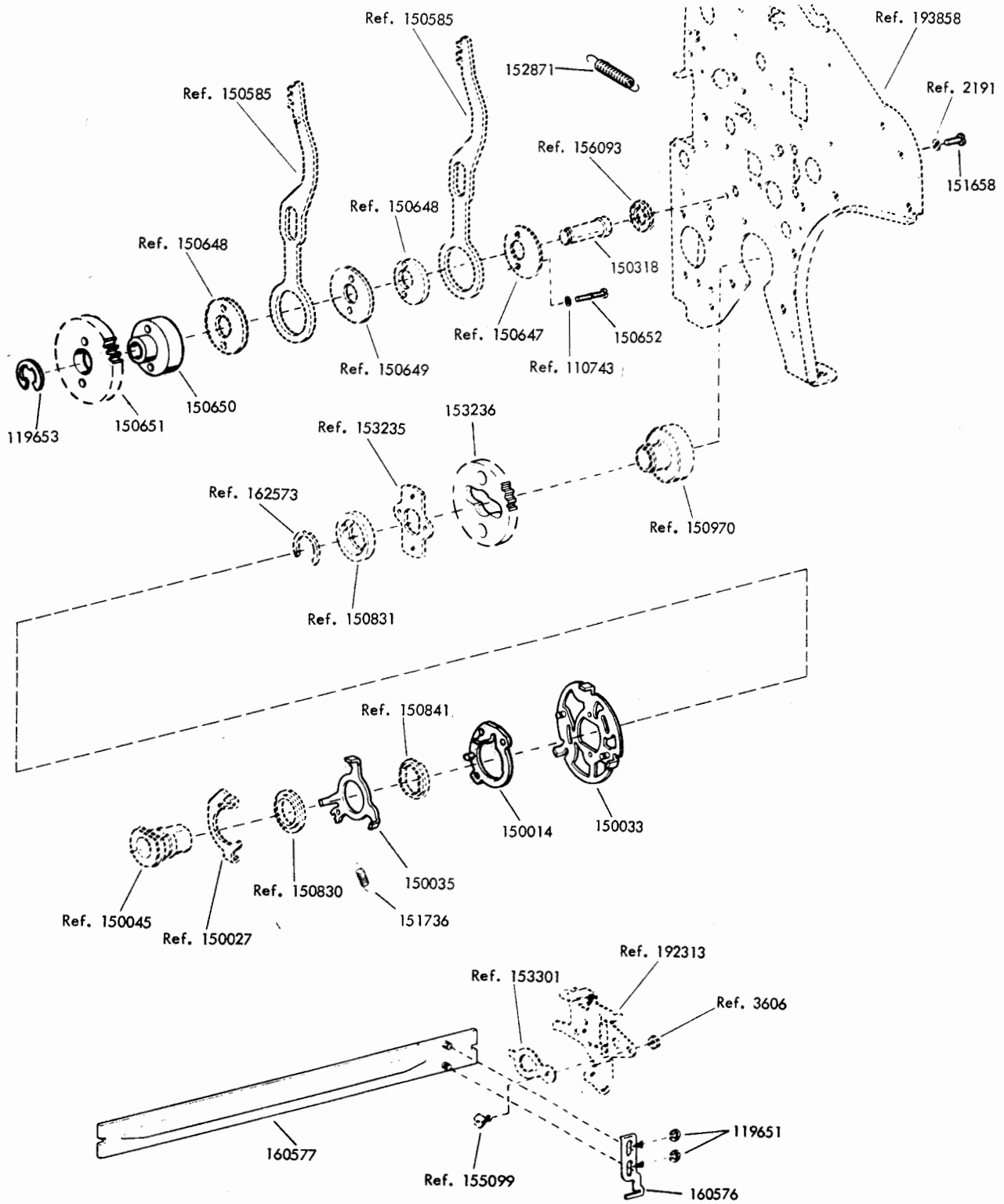


FIGURE 65. 174439 MODIFICATION KIT TO ADD TIMING CONTACTS FOR SELECTOR (LESS CAM)



Specification 59465

FIGURE 66. 163183 MODIFICATION KIT TO PROVIDE D.C. MAGNET OPERATED PRINT SUPPRESSION



Specification 50603S

FIGURE 67. 325967 MODIFICATION KIT TO CONVERT SPROCKET
 FEED PRINTER LINE FEED FROM 6.1 TO 3.1 RATIO
 (6 STOP TO 3 STOP CLUTCH)

NUMERICAL INDEX

Part Number	Description and Page Number	Part Number	Description and Page Number	Part Number	Description and Page Number
190M	Coil, Magnet 65	7002	Washer, Flat 5,10 to 15,	72468	Spring 6
243M	Coil, Magnet 47,48		17 to 22,24 to 33,34,35,	72522	Wick, Felt 40
254M	Coil, Magnet 27		36,37,41,47,48,50,51,52,	72579	Washer, Flat 54
271M	Coil, Magnet 27		53,55,56,58,59,62,64,65	73035	Spring 52
1028	Screw, 4-40 x 1/4 Fil 65	7015	Plate, Nut 51	73175	Lockwasher 7,10
1156	Screw, 2-56 x 9/16 Fil 14,60	7036	Collar, Locking 11	73520	Wick, Felt 19
1164	Screw, 2-56 x 3/16 Fil 31	7603	Spring 10,22,37	74011	Screw, 6-40 Shoulder 13
1174	Screw, 4-40 Shoulder 28	7615	Spring 35	74283	Washer, Spring 25,26
1178	Screw, 2-56 x 7/16 Fil 8	7655	Spring 26,64	74536	Screw, 6-40 Set 11
1214	Setscrew, 10-32 19	7835	Ribbon w/Spool, Black 33	74547	Collar 10
1293	Screw, 4-40 x 1/8 Fil 33	7965	Spring 62	74553	Wick, Felt 17
2034	Washer, Flat 8,25,29	8330	Washer, Flat 8,10,25,29, 35,37,38,47,48,51	74701	Spring 5,10,49
2191	Lockwasher 3 to 38,41,45 to 48,50 to 61,62,64,65, 66	8449	Spacer, .094" Thk 10,33	74707	Spring 11
2201	Nut, 5/16-32 Hex 54	13681	Spacer, .187" Thk 32	74716	Bushing, Insulating 14,55
2438	Washer, Flat 27,65	21397	Washer, Spring 12,13,50	74717	Screw, 4-40 x 23/32 Fil 14
2481	Washer, Flat 26,64	22015	Spring 33,61	74722	Washer, Flat 8,9,11
2539	Nut, 3/8-32 Hex 7,10	27425	Screw, 2-56 x 5/32 Fil 17	74727	Terminal, Contact 55
2669	Lockwasher 5,7,11,12,13, 17 to 21, 23,24,25,36, 37,50	31636	Spring 37	74755	Washer, Felt 24
3438	Washer, Flat 20	33038	Spring 11	74785	Roller 10
3598	Nut, 6-40 Hex 5 to 13,15, 16,17,18,19,21,23,25,26, 28,29,30,32,35,36,50,51, 52,53,56,59,64,65	33828	Spring 17,18	74798	Screw, 6-40 x 31/64 Fil 7
3599	Nut, 4-40 Hex 6,10,19,22, 25,26,27,33,40,47,48,49, 61	34432	Washer, Flat 7,14,31	74807	Nut, 10-32 Shoulder Hex 13
3606	Nut, 6-40 Hex 5,9,23,28, 36,38,54,63,66	35826	Washer, Flat 12,50	74808	Bushing 60
3624	Washer, Flat 31,32,56, 58,60	36273	Washer, Flat 23,54	74882	Spring 17
3640	Lockwasher 8,11,13,16,21, 26,29,31,32,41,47,48,58, 61	36463	Spring 23	74891	Shim, .004" Thk 65
3646	Lockwasher 28,41,54	41382	Spring 12,13,25,26,50	76081	Washer, Flat 27
3649	Washer, Flat 29,30	41675	Washer, Flat 36	76099	Washer, Flat 27
3650	Washer, Flat 28	41732	Plate, Clamp 14,31,36,37, 41,55	76299	Spring 35
4586	Washer, Felt 11	41733	Insulator, .062" Thk 55	76461	Washer, Flat 13,21
4703	Spring 36,42,55	42661	Spring 33,34,47,48	76474	Nut, 10-32 Hex 11
5599	Nut, 8-32 Hex 54	42823	Washer, Flat 15,16	76800	Spring 8
5740	Screw, 2-56 x 1/4 Fil 38	42827	Screw, 3-48 x 1/4 Fil 27, 37	76834	Screw, 4-40 x 3/8 Flat 31
5816	Washer, Insulating 41	45024	Spring 47,48	77039	Bushing, Insulating 41
6800	Screw, 6-40 Shoulder 10	45027	Spring 19,20	79012	Insulator 27
6807	Setscrew, 6-40 56,58	45815	Lockwasher 14,31	79449	Shim, .008" Thk 20
6835	Washer, Flat 13	49420	Spring 35	80310	Washer, Felt 24
7001	Washer, Flat 32	55063	Spring 8	80334	Terminal, Contact 14,26, 31,36,64
		55669	Spring 47,48	80424	Spring 13
		70071	Lockwasher 31	80481	Screw, 6-40 Spl 51
		70388	Spring 10	80581	Spring 9,11,20,54
		70466	Spring 22,38	80755	Bushing, Insulating 14,31
		70529	Stiffener 14,31,36	80833	Guard, Contact Spring 14,31
		70886	Washer, Flat 11	80848	Spring 9
		71047	Washer, Flat 12,13,50	80854	Screw, 6-40 x 1-7/16 Fil 41
		71073	Washer, Flat 8,63	81726	Terminal 37,41
		71440	Washer, Flat 13	81731	Spring 19,52
		71681	Spool, Ribbon 34		
		72254	Washer, Flat 36,60		

NUMERICAL INDEX (Continued)

Part Number	Description and Page Number	Part Number	Description and Page Number	Part Number	Description and Page Number
81773	Screw, 4-40 x 29/32 Fil 37	93356	Washer, Felt 7,10,16,17, 18,19,22,35	110872	Spring, Compression 19
81778	Screw, 4-40 x 3/16 Fil 27	93507	Screw, 4-40 x 3/4 Hex 38	110879	Spring 36
82442	Spring 11	93729	Wick, Felt 29,35	111017	Screw, 6-40 x 5/16 Fil 53
82463	Spring 11,33,34,47	93758	Washer, Felt 10,11,29	111342	Spring 36
82547	Insulator, .094" Thk 14,26,31,36,41,55,64	93879	Oiler, Felt 11	111355	Spring, Compression 11
82548	Insulator, .062" Thk 14,26,31,36,37,41,59,64	93899	Spring 47,48	112509	Insulator, .031" Thk 55
82725	Spring 28	93969	Screw, 4-40 x 3/16 Flat 8,57	112626	Nut, 10-32 Hex 5,12,17, 18,19,21,24,25,37,50
82861	Spring 32	94248	Clamp, Cable 19	112627	Nut, 2-56 Hex 21,47,48, 53
83877	Spring 58	94674	Washer, Cup 35	112629	Spring 36
83913	Spring, Contact 37	95030	Nut, 6-40 Shoulder 7	112633	Spring w/Wick 35
83914	Spring, Contact 37	95827	Bushing 20,60	112634	Spring 33,34
83960	Washer, Flat 31	96717	Screw, 4-40 Shoulder 25	112935	Setscrew, 6-40 28
84575	Spring 11	97117	Ribbon w/Spool, Red-Black 48	113990	Washer, Flat 5
84705	Spring, Contact 37	97481	Wick, Felt 7	114107	Spring 29
84758	Spring 36	98142	Washer, Flat 28	115122	Washer, Felt 17,18
84892	Stiffener 14,26,36,64	98832	Screw, 4-40 x 11/16 Fil 14,36	115529	Screw, 6-40 x 11/16 Fil 12,46,50
85407	Spring, Compression 7	98833	Screw, 4-40 x 31/32 Fil 37	116951	Bushing, Insulating 36
85816	Wick, Felt 21	101796	Washer, Felt 11,17,19,20, 35	117535	Washer, Flat 54
86304	Spring 11	102672	Spring, Contact 14,31	119451	Spacer 13
86746	Screw, 6-40 Shoulder 5	102673	Spring, Contact 14,31	119467	Insulator, .032" Thk 31, 32,60
86835	Spring 3,23	102999	Screw, 2-56 x 5/32 Fil 58	119648	Ring, Retaining 12,13,17, 23,25,26,28,30,41,47, 48,50,52,53,65
87401	Spring 36	103078	Plate 26,64	119649	Ring, Retaining 9,11,13, 14,20,22,29,31,32,33,34, 36,38,40,47,48,50,60
89096	Washer, Felt 21	103966	Spacer 31	119650	Ring, Retaining 5,28
89897	Nut, 10-32 Hex 19	104807	Washer, Flat 12,13,14,41, 50,59	119651	Ring, Retaining 6,11,17, 18,20,21,22,33,34,35,36, 37,38,47,48,60,66
90054	Spring 12,13,50	104824	Spring 27	119652	Ring, Retaining 7,10,11, 13,15,17,18,19,21,22,23, 25,26,29,32,33,34,35,36, 47,48,55,62
90361	Washer, Felt 5,11,17,18, 33,34,47,48,65	105028	Wick, Felt 23	119653	Ring, Retaining 9,11,19, 20,23,33,34,36,38,47,48, 54,66
90490	Shim, .005" Thk 11	105940	Stiffener 55	119654	Ring, Retaining 30
90504	Washer, Felt 21,38,55	106281	Screw, 4-40 Shoulder 41	119935	Lockwasher 54
90517	Spring 40	107116	Lockwasher 4	120824	Washer, Felt 15
90581	Collar 56,58	107207	Spring, Contact 14,36	121243	Clamp, 3/16 ID Cable 4,7,27
90599	Shim, .008" Thk 35	107236	Bushing 36	121244	Clamp, 1/4 ID Cable 7,27, 29,58
90679	Washer, Felt 11	108103	Washer, Flat 13	121245	Clamp, 5/16 ID Cable 7,47
90752	Washer, Felt 20	108199	Wick, Felt 9,10,35	121248	Clamp, 1/2 ID Cable 27
90790	Washer, Flat 8,26,31,55	110434	Screw, 4-40 x 3/16 Fil 4,5,8,16,20,21,25,37,43, 51,57,61	121249	Clamp, 5/8 ID Cable 27
90791	Lockwasher 17	110435	Nut, 4-40 Hex 13,29,30, 31,32		
90819	Washer, Felt 7,10	110436	Spring 53		
90951	Lockwasher 15,64	110437	Spring 10		
91198	Wick, Felt 17,18	110743	Lockwasher 4 to 9,12 to 22,24 to 29,31 to 41,43, 47,48,49,50,51,52,55,57, 59,60,61,62,66		
92260	Lockwasher 50,54				
92527	Lockwasher 54				
92682	Nut, 4-40 Spl 29				
92736	Post, Spring 22				
93117	Lockwasher 8,31,32,47, 48,56,58,60,63				
93118	Lockwasher 14,36,53				
93191	Screw, 6-40 x 5/16 Flat 31,32				

NUMERICAL INDEX (Continued)

Part Number	Description and Page Number	Part Number	Description and Page Number	Part Number	Description and Page Number
121473	Post 55	150013	Disc, Adjusting 15,16	150203	Retainer 20
122292	Bushing, Insulating 26,64	150014	Disc, Adjusting 16,66	150206	Spacer, .412" Thk 24
124244	Washer, Felt 29	150025	Clutch Assembly, Type Box 16	150214	Stud, Bearing 11
124276	Screw, 4-40 x 1-3/64 Fil 36	150026	Lever, Shoe Release 15,16	150215	Block, Guide 23
124681	Setscrew, 6-40 6	150027	Lever, Shoe Release 16,66	150218	Bushing 22
124999	Switch, Sensitive 31,32, 60	150029	Wick, Felt 15,16	150219	Screw, 4-40 x 1/2 Sq 22
125005	Screw, 2-56 x 3/16 Rd 21	150030	Roller, Bearing 35	150224	Pulley 21
125011	Washer, Flat 5,6,7,8,11, 12,17,18,19,22,24,25,26, 31,32,35,39,41,43,47,48, 49,50,51,57,61,62	150033	Disc, 3 Stop 16,66	150225	Rope, Draw Wire 24
125015	Washer, Flat 4,6,7,9,11, 12,17,27,36,47,50,51,54, 64	150035	Disc, 3 Stop 16,66	150228	Spacer, .035" Thk 19
125112	Screw, 2-56 x 1/8 Fil 36	150038	Latch 35	150229	Retainer 19
125119	Screw, 4-40 Shoulder 61	150039	Slide, Printing Arm 35	150230	Plate 35
125181	Screw, 2-56 x 3/8 Fil 31	150040	Screw, 6-40 x 5/8 Fil 8,10,48	150232	Retainer, Oil 23
125238	Spring 19	150043	Shoe, Secondary Clutch 15,16	150233	Roller 19
125241	Spring 27	150044	Shoe, Primary Clutch 15,16	150234	Roller 19
125268	Spring 65	150045	Bearing, Clutch Sleeve 16,66	150235	Slide, Transfer 19
125390	Washer, Flat 41	150046	Bearing, Type Box Clutch 16	150237	Lever, Escapement 21
125790	Bushing 37	150047	Bearing, Code Bar Clutch 15	150241	Spring 15,16
125802	Washer, Flat 13,19,60	150048	Spring 25	150244	Link 16,18
126250	Screw, 8-32 x 1/4 Fil 41	150050	Spacer, Clutch 15	150245	Bracket 23
126815	Screw, 2-56 x 15/64 Hex 47,48,63	150051	Cam, Eccentric 15	150247	Link 23
128357	Ring, Retaining 8	150053	Bracket 35	150251	Wheel, Ratchet 24
129505	Screw, 8-32 x 3/16 Rd 28	150054	Bail w/Roller 35	150255	Bushing 21
130663	Lockwasher 58	150055	Stud 29	150265	Shaft 6
130683	Lockwasher 22	150056	Arm 15,29	150266	Lever, Guide 6
130696	Washer, Felt 37	150059	Bail 35	150267	Clamp 6
131316	Wick, Felt 23	150061	Head, Print Hammer 35	150269	Roller, Pressure 6
135716	Spring 10,50	150064	Stud 35	150270	Link 6
136470	Bushing, Insulating 37	150065	Bracket, Stop 35	150271	Arm, Release 6
138034	Plate, Clamp 14	150068	Arm 35	150274	Bracket, Clamp 6
143097	Ring, Retaining 38	150078	Nut, 4-40 Shoulder Hex 43	150276	Lever 6
144540	Screw, 4-40 x 1-1/8 Fil 36	150079	Stud 43	150289	Stud 37
144871	Shaft, Solenoid Plunger 28	150089	Screw, 4-40 x 1/2 Fil 20,27,41,47,48	150293	Plate, Retaining 37
144932	Solenoid 28	150091	Gear, 27T 16	150301	Plate, Retaining 37
145301	Latch 40	150096	Roller Assembly, Pressure 6	150302	Shim, .006" Thk 37
145321	Tie, Cable 32	150175	Stud 23	150304	Bracket, Guide 37,61
145466	Spring, Compression 13	150184	Link 19	150310	Lever, Ribbon 33
145899	Post, Spring 56	150193	Hub 19	150311	Lever, Ribbon 34
150000	Drum, Clutch 15,16	150194	Plate 19	150318	Stud 9,52,66
150001	Drum, Clutch 15	150196	Bail 19,62	150335	Gear, 12T 33
150010	Plate, Retaining 16	150197	Stud 21,24	150336	Bushing 19,33,34,47,48
		150202	Gear, 18T 20	150341	Post, Spring 5
				150342	Screw, 6-40 Shoulder 8,9
				150343	Lever 33,48
				150344	Lever 34,47
				150348	Shaft 10
				150350	Shaft 10
				150351	Stud, Eccentric 5
				150352	Bushing 10
				150353	Stud 5
				150355	Lever, Latch 10

NUMERICAL INDEX (Continued)

Part Number	Description and Page Number	Part Number	Description and Page Number	Part Number	Description and Page Number
150356	Lever, Trip 10	150507	Spring 29,30	150719	Retainer 5
150358	Lever, Trip 10	150535	Spring, Compression 37	150720	Retainer 4
150361	Spacer, .277" Thk 10	150536	Spring 19	150721	Arm 21
150363	Plate 18	150537	Ball, Bearing 19,37	150722	Arm 21
150364	Stud, Eccentric 16,18	150538	Cylinder, Dashpot 19	150728	Rail 21
150365	Shaft, Rocket 17,18,23	150543	Screw, 3-48 x 13/32 Fil 38	150731	Slide 19
150366	Bracket 16,18	150544	Handle 38	150732	Slide, Bottom 19
150367	Bracket 17	150545	Bracket, Right 4	150733	Slide, Top 19
150369	Link, Left 18	150546	Bracket, Left 5,31,65	150738	Guide 19
150370	Link, Right 17	150547	Shaft 38	150746	Bushing 20
150377	Arm 11	150549	Collar 16	150748	Stud 23
150380	Stud 17	150554	Plate 21,24	150750	Plate 21
150382	Block, Guide 17,18	150557	Bracket 62	150751	Block, Guide 21
150383	Spacer, .149" Thk 18,65	150561	Arm 62	150752	Stud 22
150384	Spacer, .245" Thk 17	150563	Spring 26,29	150753	Roller 22
150386	Link, Left Ribbon Drive 18,48	150585	Bar, Line Feed 9,66	150754	Roller 23
150387	Link, Right Ribbon Drive 17,47	150586	Lever 9	150755	Stud 23
150392	Bail 11	150598	Track, Printing 23	150758	Pulley 23
150395	Screw, 6-40 Shoulder 17,18	150642	Bellcrank 9	150770	Bellcrank 20
150396	Lever, Left 18,65	150646	Screw, 6-40 Shoulder 9	150771	Bellcrank 20
150397	Lever, Right 17	150647	Eccentric 9,52,66	150780	Screw, 6-40 Spl 54
150398	Stud, Pivot 7	150648	Eccentric 9,52,66	150781	Stud 11
150399	Shaft 11	150649	Washer, Spacing 9,52,66	150796	Disc 24
150401	Clamp 18	150650	Bushing 9,66	150798	Ratchet 24
150410	Stud 18	150651	Gear, 28T 9,66	150800	Stud 21
150411	Washer, Flat 17,31,32	150652	Screw, 4-40 x 37/64 Fil 9,66	150803	Spring, Flat 6
150412	Arm, Left Follower 18	150654	Guide 5,12,13	150804	Guide, Right Paper 6
150413	Arm, Right Follower 17	150656	Handwheel 9,52	150805	Shim, .012" Thk 21
150414	Bushing 7	150658	Gear, 21T 9,52	150806	Plate 21
150419	Shaft 7	150666	Gear, 28T 9	150807	Oiler, Felt 21
150420	Lever, Right 17	150668	Collar, Spacing 20	150809	Gear, 32T 9
150423	Stud, Pivot 7	150669	Shim, .002" Thk 20	150811	Stud 17
150425	Lever, Lock 17,18	150670	Shim, .004" Thk 20	150815	Bushing 6,49
150428	Lever, Left 18	150672	Bearing 20	150816	Lever 6
150429	Stud, Eccentric 17,18	150673	Shaft 20	150821	Spacer, .156" Thk 34
150431	Lever, Trip 10,50	150677	Pawl, Feed 20	150824	Track 17,18
150432	Washer, Flat 28,48	150678	Pawl, Feed 20	150826	Guide, Left Paper 6
150436	Bushing 6,8,19,33,56,58	150685	Plate 6,56	150827	Drum, Spring 24
150440	Hub 16	150689	Block, Guide 38	150830	Bushing, Shoulder 16,66
150441	Gear, 21T 16	150705	Bushing 21	150831	Ring, Retaining 16,66
150444	Lever, Trip Shaft 10	150709	Spacer 21	150833	Platen Assembly 9
150447	Arm 29	150710	Screw, 6-40 x 1-1/4 Fil 21	150838	Ring, Retaining 24
150450	Arm 29	150711	Washer, Flat 36	150840	Bracket, Guide 6
150471	Stud 29,30	150712	Rope, Draw Wire 24	150841	Bearing 16,66
150479	Stud 11,25	150714	Bearing, Sleeve 9	150843	Plate, Hook 24
150481	Shaft 29,30,49	150715	Gear, 32T 9	150891	Block 17
150482	Plate 29,30	150718	Platen 9	150895	Arm, Trip 10
				150900	Bail, Detent 5,54
				150903	Block, Left Paper Spindle 7,49

NUMERICAL INDEX (Continued)

Part Number	Description and Page Number	Part Number	Description and Page Number	Part Number	Description and Page Number
150904	Block, Right Paper Spindle 7	151619	Bushing 24	151700	Screw, 6-40 Shoulder 23
150907	Spindle, Paper 7	151625	Strip 22	151701	Spring, Torsion 25
150909	Screw, 6-40 Shoulder 21	151627	Rod 7,31	151702	Nut, 4-40 Hex 38
150910	Latch, Right 7	151629	Nut, 6-40 Lug 8,10,29,38, 51,57	151703	Pin 6
150911	Bushing, Shoulder 9,52	151630	Screw, 6-40 x 1/4 Hex 8,11,15,16,17,19,21,23, 25,26,28,29,30,34,35,36, 37,41,47,48,52,56,61,64, 65	151709	Arm 35
150912	Screw, 6-40 Shoulder 9,52	151631	Screw, 6-40 x 5/16 Hex 5,8,13,14,24,27,30,31,47, 48,58,59,65	151713	Spring, Torsion 5
150923	Washer, Felt 10,35,37	151632	Screw, 6-40 x 3/8 Hex 16, 17,18,21,28,29,36,65	151714	Spring 25
150926	Washer, Felt 11,21	151637	Screw, 4-40 x 1/4 Fil 4, 5,7,12,18,19,24,33,34,38, 47,48,50,55	151721	Screw, 6-40 x 3/4 Hex 7, 26,29,38,64
150927	Oiler, Felt 22	151638	Washer, Spring 13	151722	Screw, 6-40 x 3/16 Hex 3, 10,12,14,21,26,27,31,36, 52,55,59,64
150929	Oiler, Felt 22	151642	Screw, 6-40 x 3/4 Fil 15, 16	151723	Screw, 10-32 x 3/8 Hex 20,36
150930	Washer, Felt 11	151657	Screw, 6-40 x 1/4 Fil 4,5,6,7,8,11,17,18,19, 21,25,26,29,30,33,34,37, 38,48,50,52,56,58,62	151728	Spring 15,16
150932	Bushing, Shoulder 33,34, 47,48	151658	Screw, 6-40 x 5/16 Fil 3, 4,7,8,9,11,13,17,18,20, 22,24,25,26,29,30,32,33, 36,41,47,51,56,66	151731	Screw, 4-40 x 7/8 Fil 9,52
150935	Latch 7	151659	Screw, 6-40 x 1/2 Fil 5,12,33,37,50,59	151732	Screw, 4-40 x 11/32 Fil 16
150937	Lever 33	151661	Screw, 6-40 x 1 Fil 20	151733	Screw, 4-40 x 9/16 Fil 14
150961	Bushing, Eccentric 5,54	151668	Roller 29	151734	Screw, 4-40 x 3/8 Hex 17
150969	Spring, Torsion 5	151676	Shim, .010" Thk 31,32	151736	Spring 16,66
150970	Bearing, Ball 16,52,66	151685	Screw, 4-40 x 5/16 Fil 7,9,10,16,17,19,24	151737	Screw, 4-40 x 11/64 Hex 12,13,15,16,50
150975	Cup, Dashpot 19	151686	Screw, 4-40 x 3/8 Fil 6,20,27,28,49	151738	Screw, Identification 43
150978	Screw, 6-40 x 1-1/8 Fil 27,29,30	151687	Screw, 4-40 x 7/16 Fil 41	151739	Screw, Identification 38
150987	Spacer, .090" Thk 19	151688	Screw, 4-40 x 5/8 Fil 16,27,31,61	151794	Washer, Spring 16
150990	Washer, Felt 7,20,29	151689	Screw, 4-40 x 3/4 Fil 6,15,39,55	151799	Modification Kit 7
150992	Stud 6	151690	Screw, 10-32 x 5/16 Fil 16	151880	Nut, 4-40 Hex 12,17,19, 28,41,59,65
150998	Spacer, .020" Thk 9	151692	Screw, 6-40 x 3/16 Fil 4,5,6,10,11,19,20,22,34, 35,38,52,62	152089	Latch 40
151073	Screw, 4-40 x 5/32 Fil 4,5,27,62	151693	Screw, 6-40 x 9/16 Fil 16,33	152121	Lever, Function 40
151152	Screw, 4-40 x 3/16 Hex 22,25,26,29,35,37,47,48, 58,59,60,61,64	151695	Screw, 6-40 x 5/8 Fil 35	152127	Clip 38
151222	Washer, Felt 15,29,38			152129	Spring 35
151336	Oiler 25			152140	Bail 11
151346	Screw, 6-40 x 3/8 Fil 7, 8,9,12,16,19,20,24,32,34, 36,45,47,50,51,55,57,62			152147	Bearing, Ball 17
151354	Screw, 2-56 x 15/32 Fil 53,58			152255	Bar w/Retainer 37
151442	Screw, 6-40 x 1/2 Hex 18, 26,29,32,64			152257	Spring 13,37
151443	Eccentric 35			152298	Lever, Function 40
151572	Lockwasher 20			152299	Lever, Function 40
151602	Plate 17,18,65			152340	Modification Kit 2,49
151603	Spacer 17,27			152350	Modification Kit 2,62
151604	Block, Guide 17,18,65			152357	Stud 40
151606	Screw, 10-32 x 1/4 Hex 23			152400	Plate, Selector Mounting 17,25,29
151610	Washer, Flat 16,31,32,35,60			152406	Bracket, Spring 25
151611	Bushing 35			152407	Lever, Spacing Lock 25
151612	Spacer 35			152409	Lever, Selecting 25
151618	Screw, 6-40 x 7/16 Fil 13,24,37			152411	Lever, Punch 25
				152412	Link 25
				152415	Stud, Adjusting 27

NUMERICAL INDEX (Continued)

Part Number	Description and Page Number	Part Number	Description and Page Number	Part Number	Description and Page Number
152420	Lamination, Magnet 27	152573	Ratainer 15	152875	Spacer, .050" Thk 41
152421	Bracket, Shield Mounting 27	152574	Plate 37	152887	Screw, 4-40 x 1/2 Hex 15, 16
152423	Bracket, Armature Stop Mounting 27	152575	Bracket 37	152889	Plate, Retaining 38
152425	Post, Spring 27,58	152576	Bracket 37,61	152890	Washer, Flat 19
152426	Nut, 6-40 Self-Locking 27	152579	Track 21	152891	Spring 25
152427	Latch w/Hub 25,26	152582	Shaft 33	152893	Screw, 4-40 x 1/4 Hex 8, 11,14,18,24,25,41,47,48
152429	Rack, Sector 25	152583	Bearing, Sleeve 29,30	152927	Bushing 12,46,50
152438	Bail, Stop Arm 25,26,64	152586	Bracket 20,62	152938	Spacer, .125" Thk 12,50, 59
152441	Washer, Flat 25,26	152589	Clamp 18	152943	Screw, 10-32 Spl 12,50
152445	Spring, Compression 25	152592	Guide 21,22	153172	Spring 21
152456	Holder, Wick 17,29,30	152595	Slide 22	153173	Plate, Clamp 21
152457	Wick, Felt 29,30	152606	Rail Assembly, Oscillating 21	153174	Link, Left 21,22
152458	Shield, Terminal 27	152614	Track Assembly 21	153175	Link, Right 21,22
152461	Bracket 3	152629	Washer, Friction 33,34, 47,48	153184	Post 27
152462	Latch, Right 3	152634	Washer, Flat 19,20,49,61	153185	Gear, 30T 12,13,50
152463	Latch, Left 3	152637	Lever, No.3 Transfer 29	153189	Spring, Compression 12, 46,50
152464	Insulator, .062" Thk 3,27	152641	Lever, Function 40	153191	Pointer 12,50
152467	Connector, 20 Pt Plug 3	152642	Lever, Function 40	153192	Spring, Torsion 12,13,50
152505	Stud 22	152644	Bracket 33	153196	Handwheel 12,46,50
152507	Roller, Detent 22	152646	Lever, Left Reversing 33	153198	Gear, 48T 46
152508	Bracket, Right 22	152647	Lever, Right Reversing 34,47	153199	Gear, 51T 46
152509	Bracket, Left 22	152648	Stud 34	153200	Gear, 54T 46
152510	Lever, Detent 22	152651	Plate, Guide 38,61	153201	Gear, 57T 46
152511	Guide 21,22	152652	Bar, Guide 38	153202	Gear, 60T 46
152514	Bail 11	152653	Pawl, Function 40	153203	Gear, 66T 12,46,50
152515	Lever, Space Trip 11	152659	Lever, Function 40	153204	Gear, 72T 46
152516	Slide 11	152660	Plate, Spring 40	153205	Gear, 78T 46
152518	Bail 11	152704	Bar, Function 42	153206	Gear, 84T 46
152523	Spring, Washer 33,34,47, 48	152708	Lever, Keyboard Lock 62	153207	Gear, 90T 46
152524	Bracket 33,34,47,48	152723	Spring 6	153229	Bushing, Shoulder 52
152525	Hub 33,34,47,48	152725	Spring 6	153230	Bar, Line Feed 52
152526	Plate Right 34,47	152726	Bushing 10	153231	Bar, Line Feed 52
152527	Plate, Left 33,48	152818	Lever, Left Detent 33,48	153233	Guide 52
152528	Ratchet, Left Ribbon 33, 48	152819	Lever, Right Detent 34,47	153235	Plate 16,66
152529	Ratchet, Right Ribbon 34, 47	152820	Lever, Left Feed 33,48	153236	Gear, 42T 16,66
152536	Bail 23	152821	Lever, Right Feed 34	153237	Arm 52
152537	Clamp 16,52	152823	Bracket, Left 33,41	153239	Roller 52
152539	Guide 6	152824	Bracket, Right 34	153240	Retainer, Bearing 52
152545	Lever 11	152826	Pin, Detent 33,34,47,48	153241	Link 52
152547	Shaft 38	152827	Bracket, Left Spool 18,33	153242	Bracket 52
152548	Bar, Shift 37	152828	Bracket, Right Spool 17, 34	153254	Bracket 62
152550	Clamp 18	152831	Clip 4,5	153255	Bail 11
152563	Bracket 11,36	152832	Shaft 6,49	153256	Bracket 19,62
152571	Spacer, .250" Thk 32	152834	Spring, Torsion 33,34,47, 48	153257	Bail 62
		152871	Spring 9,66	153258	Bushing 62
				153259	Arm 62

NUMERICAL INDEX (Continued)

Part Number	Description and Page Number	Part Number	Description and Page Number	Part Number	Description and Page Number
153260	Plate 62	153550	Link 7	153817	Screw, 4-40 x 3/8 Hex 19, 21
153261	Bushing, Threaded 62	153553	Roller 7	153819	Lockwasher 27,37
153262	Arm 62	153558	Link 7	153820	Frame, Printing Carriage 35
153263	Arm, Stop 62	153569	Arm, Trip 10,65	153823	Collar 15
153267	Washer, Felt 26,52,64	153570	Arm, Suppression 65	153824	Clamp 15
153287	Spring 52	153573	Bail 7	153830	Guide, Rear 51
153288	Spring 62	153575	Wick, Felt 11	153833	Bracket, Guide 51
153291	Arm 15,38	153576	Cam, Function 15	153838	Shaft 38
153292	Plate 15	153577	Washer, Felt 7	153839	Screw, 6-40 x 5/8 Hex 7,8,17,38,51
153293	Spacer, Clutch 15	153581	Handle 38	153841	Screw, 6-40 x 9/16 Hex 23
153294	Cam 38,55	153582	Screw, 6-40 Shoulder 11	153926	Modification Kit 51
153295	Shaft	153583	Lever, Trip 10	154051	Screw, 6-40 Shoulder 12, 50
153296	Eccentric 15	153584	Lever, Latch 10	154127	Nut, 6-40 Hex 54
153298	Bracket, Right 5,38	153586	Guide 5	154290	Ring, "O" 8,45,57
153299	Bracket, Left 38	153587	Guide 4	154310	Spring 24
153300	Arm 15	153598	Pawl, Function 40	154320	Finger, Left Paper 8
153301	Arm 38,55,63,66	153600	Bracket, Spring 35,37	154323	Cam, Eccentric 20
153302	Blade, Stripper 38	153601	Bushing, Shoulder 61	154332	Shaft 33,34
153303	Slide, Stripper 38	153604	Pawl, Function 40	154333	Roller 33,34
153304	Bushing, Shoulder 32	153610	Spindle 49	154349	Spring 25
153305	Spring, Torsion 11	153611	Disc, Paper Spindle 49	154354	Slide 17,21
153310	Bail 11	153615	Lever 49	154356	Bail 17
153311	Arm 11	153631	Network, Spark Suppression 28,41	154358	Hub, Platen 8,45,57
153312	Lever 32	153634	Collar 6,49	154362	Spring, Contact 14,36,55
153314	Bracket 11,62	153670	Lever, Function 40	154380	Bracket w/Post 37,61
153318	Shaft 38	153676	Bail, Detent 5	154389	Cam, Eccentric 20
153321	Bracket, Tie 37	153678	Bracket w/Shaft 8,57,58	154516	Ratchet 24
153322	Guide 38,61	153682	Bracket, Right 8	154519	Lever, Latch 8
153323	Ring, Spacer 15	153683	Bracket, Left 8,45,57	154613	Latch 40
153335	Plate 22	153685	Arm w/Hub 8	154614	Cam, Spacing 16
153337	Bushing 22	153686	Bearing, Right 8,57	154623	Ring, Retaining 24
153340	Spring, Left Torsion 22	153687	Bearing, Left 8,57	154624	Ring w/Roller 24
153341	Spring, Right Torsion 22	153689	Gear, 33T 8,57	154626	Ring 24
153360	Stud 36	153690	Gear, 28T 8	154627	Drum, Spacing 24
153361	Post 36	153692	Gear, 33T 8,57	154638	Spring 35
153365	Arm, Cam 36	153695	Pin 8	154645	Spacer 7
153367	Arm 10,36	153696	Spring 8	154646	Lever, Function 40
153368	Bail, Follower 10	153697	Bracket 8	154647	Lever, Function 40
153375	Arm, Slide 36	153698	Cam, Feed 8,57	154649	Arm 11,62
153382	Bail, Transfer 11	153699	Cam, Feed 8,57	154650	Clip 37
153383	Arm, Bail Extension 11	153791	Shaft 8	154666	Shaft 38
153440	Bar, Function 42	153794	Plate, Adjusting 8,45,57, 60	154667	Shaft 38
153442	Screw, 10-32 x 1/2 Hex 7,14,31	153799	Screw, 4-40 x 21/64 Hex 8,16	154668	Shaft 38
153489	Detent 25	153806	Spring 10	154669	Shaft 38
153530	Plate 17	153810	Guide, Ribbon 18	154670	Screw, 6-40 Spl 24
153531	Plate, Adjusting 17	153815	Clutch Assembly, Function 15	154671	Bracket 24
153532	Screw, 4-40 Adjusting 17			154688	Spring 7
153537	Screw, 6-40 x 9/32 Hex 53				
153538	Screw, 6-40 x 7/16 Hex 5,26,32,47,64				

NUMERICAL INDEX (Continued)

Part Number	Description and Page Number	Part Number	Description and Page Number	Part Number	Description and Page Number
154691	Clip 38	155589	Plate w/Stud 29	157207	Lever, Function 40
154692	Clip 38	155618		157237	Shield, Terminal 27
154694	Disc, Clutch Cam 15,16,64	thru		157238	Spring 43
154698	Wick, Felt 36	155658	Pallet, Type 44	157240	Spring 40
154760	Modification Kit 46	155667		157241	Bracket, Roller 7
154761	Modification Kit 46	thru		157245	Post 61
154762	Modification Kit 46	155673	Pallet, Type 44	157261	Shaft, Stop Arm 25
154763	Modification Kit 46	155713	Clip 40	157274	Clip 38
154764	Modification Kit 46	155714	Bracket 36	157275	Clip, Spring 38
154765	Modification Kit 46	155715	Stud 36	157286	Clamp, Platen 8
154766	Modification Kit 46	155736	Lever, Function 40	157289	Bar, Cross 6,51
154767	Modification Kit 46	155737	Lever, Function 40	157290	Bail, Pressure 6
154768	Modification Kit 46	155738	Bail, Blocking 40	157291	Guide, Rear Paper 6
154769	Modification Kit 46	155750	Sleeve, 3/32 ID x 1/2"	157505	Clutch Assembly, Spacing 16
154771	Modification Kit 2,50		Lg Insulating 28,32,53,60		
154792	Modification Kit 20,24	155751	Sleeve, 1/8 ID x 1" Lg	157506	Clutch Assembly, Line Feed 16
154798	Modification Kit 2,51		Insulating 27,31,32,48		
154872	Bracket 4	155753	Sleeve, 1/8 ID x 1/2"	157510	Modification Kit 2,62
155044	Spacer 15		Lg Insulating 32	157511	Modification Kit 2,52
155046	Screw, 4-40 x 15/32 Hex	155796	Shaft 29	157514	Modification Kit 20
155047	Disc 15	155864	Shaft, Cam 7	157600	
155060	Slide, Stripper 38	155865	Stud 7	thru	
155061	Blade, Stripper 38	155871	Pallet, Type 43,44	157635	Pallet, Type 43
155071	Shaft 38	155873	Pallet, Type 43	157636	
155072	Shaft 38	155896	Finger, Left Paper 51	thru	
155073	Shaft 38	155897	Finger, Right Paper 8,51	157649	Pallet, Type 43,44
155074	Shaft 38	155954	Switch, Sensitive 31,53,58	157658	Pallet, Type 43,44
155075	Shaft 38			157659	Pallet, Type 43,44
155076	Shaft 38	156093	Washer, Felt 9,66	157660	Pallet, Type 43,44
155077	Shaft 38	156450	Screw, 2-56 x 1/2 Fil 31,32	157662	Pallet, Type 43,44
155096	Plate, Range Finder Mounting 25,26	156501	Screw, 6-40 x 7/32 Fil 5	157663	Pallet, Type 43
155099	Screw, 6-40 Shoulder 38,63,66	156521	Screw, 6-40 Eccentric Shoulder 28	157664	Pallet, Type 43,44
155432		156536	Screw, 4-40 x 1/8 Fil 25	157665	Pallet, Type 43
thru		156558	Washer, Felt 47,48	157666	Pallet, Type 43,44
155445	Pallet, Type 44	156572	Washer, Felt 35	157671	Pallet, Type 43,44
155446	Pallet, Type 43,44	156574	Post, Spring 26,38	157678	Pallet, Type 43,44
155447		156632	Screw, 6-40 x 13/32 Hex 24	157717	Pallet, Type 44
thru				157720	Pallet, Type 44
155467	Pallet, Type 44	156740	Screw, 6-40 x 7/32 Hex 5,28,30,37,45,60,65	157721	Pallet, Type 43
155469	Pallet, Type 44			157726	Pallet, Type 43,44
155670	Pallet, Type 44	156880	Jumper, 2-3/8" Black 27	157729	
155473	Pallet, Type 44	156881	Jumper, 1-1/2" Black 27	thru	
155479	Pallet, Type 44	156971	Screw, 2-56 x 3/4 Fil 32,56,58	157763	Pallet, Type 44
155480	Pallet, Type 44			157765	Pallet, Type 43,44
155483	Pallet, Type 44	157194	Retainer, Spring 27	157766	
155565	Arm, Right 8,51	157203	Stud, Shoulder 40	thru	
155566	Arm, Left 8,51	157205	Lever, Function 40	157779	Pallet, Type 44
155587	Link w/Stud 29	157206	Lever, Function 40	157790	Pallet, Type 43,44
				157791	Pallet, Type 43,44
				157804	Pallet, Type 43,44

NUMERICAL INDEX (Continued)

Part Number	Description and Page Number	Part Number	Description and Page Number	Part Number	Description and Page Number
157816	Pallet, Type 44	160187	Shield, Oil 27	160939	Post, Spring 5
157820	Pallet, Type 44	160486	Bail 12,13,50	160940	Post 5
157887	Arm, NO Contact 39	160489	Plate, Form Stop 46	161250	Gear, 88T 46
157899	Arm, NC Contact 39	160490	Pawl 12,50	161346	Washer, Felt 33,34,47
157972	Bellcrank 20,61	160491	Plate w/Stud 12,13,50	161347	Washer, Felt 7,20,22,23
157973	Extension, Transfer 20,61	160493	Plate, Adjusting 12,50	161366	Pallet, Type 44
157979	Link, Toggle 33	160495	Plate w/Stud 12,50	161369	Pallet, Type 44
157991	Stud 7,11	160498	Plate, Mounting 50	161649	Lever, Function 40
158186	Screw, 4-40 x 7/32 Fil 31,32	160499	Lever, Blocking 50	162059	Lever, Function 40
158189	Washer, Felt 22	160500	Lever, Blocking 12,13, 50,59	162484	Lever, Function 40
158317	Insulator, Switch 8,31, 53,58	160502	Slide, Form-Out 50	162573	Retainer 16,66
158318	Cable 53	160503	Slide, Tab 11,50	162728	Arm 11
158334	Spring, Tension 24	160505	Disc, Retaining 46	162729	Bar, Guide 11,36,50,62
158335	Stud 19,36	160506	Disc, Retaining 46	162881	Plate 36
158337	Plate w/Pin 19	160507	Disc, Retaining 46	162882	Pushing, Insulating 14
158339	Arm w/Pin 36	160508	Disc, Retaining 46	163146	Modification Kit 2,55
158340	Bracket, Stop 24	160509	Disc, Retaining 46	163147	Contact Assembly 55
158341	Plate, Stop 12,13,24,46	160510	Disc, Retaining 12,46,50	163148	Shaft 55
158342	Arm 24	160511	Disc, Retaining 46	163150	Collar 55
158344	Nut, 6-40 Shoulder 36	160512	Disc, Retaining 46	163152	Cam w/Stud 55
158346	Lever w/Hub 36	160513	Disc, Retaining 13,46	163153	Cam, Trip 55
158347	Bracket 36	160514	Disc, Retaining 46	163157	Cam, Drive 55
158348	Bracket 20	160523	Plate, Mounting 14,31	163158	Bracket w/Hub 55
158349	Arm, Slide 36	160527	Spring 46	163159	Lever 55
158351	Pawl w/Stud 36	160528	Spring 46	163181	Wheel, Horizontal Tab 24
158352	Bail, Trip 10	160529	Spring 46	163183	Modification Kit 2,65
158353	Bail, Stop 10	160530	Spring 46	163184	Bracket, Magnet 65
158354	Arm, Extension 10	160531	Spring 46	163185	Armature 65
158357	Wheel, Horizontal Tab 24	160532	Spring 12,46	163197	Pallet, Type 43,44
158365	Blade, Reset 7	160533	Spring 46	163198	Pallet, Type 43,44
158485	Bracket, Left 51	160534	Spring 46	163250	Pin 65
158486	Bracket, Right 51	160535	Spring 13,46	163254	Magnet Assembly 65
158487	Shaft 51	160536	Spring 46	163271	Lever, Function 40
158816	Spring, Contact 41	160568	Contact Assembly 31	163308	Pallet, Type 44
159181	Lubricator 25	160569	Bracket 14,31	163309	Pallet, Type 44
159184	Wick, Lubricating 25	160572	Slide, Stripper 38	163311	Pallet, Type 44
159185	Retainer, Wick 25	160573	Blade, Stripper 38	163313	Pallet, Type 44
159334	Washer, Insulating 11	160574	Arm w/Stud 12,13,50	163314	Pallet, Type 44
159341	Bearing, Ball 15,18	160576	Slide, Stripper 38,66	163535	Modification Kit 31
159752	thru	160577	Blade, Stripper 38,66	163590	Gear, 60T 16
159786	Pallet, Type 44	160578	Sleeve, Pinion 12,46,50	163943	Lever w/Pin, Function 40
159788	Pallet, Type 44	160583	Spring, Contact 41	163944	Lever, Function 40
160180	Armature w/Extension 27	160626	Insulator, .031" Thk 14	163948	Gear, 28T 54
160182	Bracket w/Button 27	160627	Bushing, Insulating	163949	Bushing 54
160184	Plate, Stop 27	160630	Spring, Contact 14	163957	Lever 54
160185	Post 27	160631	Spring, Contact 14	163958	Washer, Flat 54
160186	Bushing, Shoulder 27	160779	Pallet, Type 44	163959	Spring, Torsion 5,54
		160843	Spring 10	163960	Bushing 54
		160937	Bail 5	164300	Spacer, .100" Thk 26,64
				164311	Lever, Function 40

NUMERICAL INDEX (Continued)

Part Number	Description and Page Number	Part Number	Description and Page Number	Part Number	Description and Page Number
164313	Bracket 35	170118	Bracket 17,29	174439	Modification Kit 2,64
164316	Plate, Clamp 21	170119	Lever 29,30	174441	Lever w/Bushing 26,64
164386	Bracket, Magnet Mounting 26,27,64	170120	Lever 29,30	174442	Contact Assembly 26,64
164478	Contact Assembly 36	170121	Shaft 29,30	174444	Spring, Contact 26,64
164740	Rack, Range Finder 26,64	170122	Lever 29	174445	Bracket, Contact Mounting 26,64
164743	Shaft 26,64	170123	Bracket, Retaining 29	174446	Spring, Contact 26,64
164958	Screw, 4-40 x 1/2 Hex 65	170124	Lubricator Assembly 25	174447	Post 26,64
164960	Insulator, .015" Thk 65	170125	Lever, Shoe Release 15	174448	Guard 26,64
165027	Network, Spark Suppression 47,48	170198	Arm, Stop 25,26	174449	Bracket 26,64
165217	Jumper, 1-1/2" Green 58	170199	Bracket, Anchor 14	174450	Cam 15
165914	Stud 40	170230	Knob 25	174452	Spacer, .085" Thk 26,64
170000	Frame, Right Side 4,6 to 11,17,25,27,29,33,34,51, 56,57,58	170231	Guide, Upper 25	174482	Lever 40
170001	Housing, Bearing 17	170232	Guide, Lower 25	174483	Lever 40
170004	Bracket w/Bushing 7,10, 11,25	170233	Stud 25,26	174484	Lever 40
170023	Bearing 29,30	170234	Bracket, Guide 25	174570	Switch 56,58
170024	Bracket 29	170235	Bracket, Spring 25	176221	Platen, 8-1/8 Rubber 45
170025	Bracket w/Stud 29	170236	Lever 25	176222	Platen, 7-5/8 Rubber 45
170026	Bellcrank w/Bushing 29	170237	Lever, Start 25	176223	Plate, 7-1/8 Rubber 45
170027	Bellcrank 29	170238	Bail, Reset 25	176224	Platen, 6-5/8 Rubber 45
170028	Link 29	170282	Nut, 6-40 Hex 58	176225	Platen, 6-1/8 Rubber 45
170039	Bellcrank w/Posts 19,20	172500	thru	176226	Platen, 5-5/8 Rubber 45
170042	Bail w/Bushing 11	172590	Switch Assembly 39	176227	Platen, 5-1/2 Rubber 45
170054	Arm w/Post 19,22	172591	Spring, Contact Arm 39	176228	Platen, 5-3/8 Rubber 45
170056	Plate w/Stud 19,20,21,22, 23,24,36,61,62	172593	Plate, Contact 39	176229	Platen, 5-1/8 Rubber 45
170057	Bearing 20	172594	Plate, Contact 39	176230	Platen, 4-7/8 Rubber 45
170058	Nut, 10-32 Shoulder 20	172595	Plate, Contact 39	176231	Platen, 4-5/8 Rubber 45
170059	Pawl, Drive 20	172596	Plate, Contact 39	176232	Platen, 4-1/8 Rubber 45
170060	Plate, Guide 19,20	172597	Block, Contact 39	176233	Platen, 3-5/8 Rubber 45
170062	Bail 19	172599	Block, Contact 39	176234	Platen, 3-7/16 Rubber 45
170063	Lever 20	172600	thru	176235	Platen, 3-3/8 Rubber 45
170064	Link, Drive 19,20	172608	Switch Assembly 39	176236	Platen, 3-1/8 Rubber 45
170067	Washer, Spacing 15	172618	Plate, Contact 39	176237	Platen, 2-3/4 Rubber 45
170071	Clutch Assembly, Codebar 15	172619	Plate, Contact 39	176238	Platen 8,57
170074	Arm 11	172632	Screw, 4-40 x 3/16 Hex 15,64	176246	Bail, Blocking 40
170075	Roller 11	173141	Lever, Function 40	176247	Bail, Blocking 40
170076	Pawl 11	173259	Link 35	176285	Bail, Pressure 51
170079	Arm w/Hub 23	173260	Carriage Assembly 2,35	176299	Screw, 6-40 Shoulder 65
170080	Stud 20,24	173284	Lever, Lock 23	176355	Arm, Cam Follower 10
170111	Shaft 15,16	173715	Terminal, Plug Type 27,28,31,32,36,53,58,60	176356	Screw, 6-40 Pilot 11
170112	Guide 29,30	173882	Stud 65	176477	Plate 51
170113	Arm 29	173883	Bracket, Mounting 65	176598	Bellcrank 52
170115	Lever, No.7 Transfer 29	173902	Spring, Compression 37	176609	Spring, Contact 14
170117	Bracket 29,30	173940	Terminal, Plug Type 32, 48,58	176642	Clip, Spring 38
		173941	Terminal, Receptacle Type 48	176909	Frame, Left Side 3
				176910	Frame, Right Side 3
				178607	Stud, Cam Follower 11
				179081	Pallet, Type 43
				179082	Pallet, Type 43
				179088	Pallet, Type 43,44

NUMERICAL INDEX (Continued)

Part Number	Description and Page Number	Part Number	Description and Page Number	Part Number	Description and Page Number
179089	Pallet, Type 44	192013	Connector, 50 Pt Plug Type 27	192518	Codebar, Suppression 37,61
179090	Pallet, Type 44	192301	Clutch Assembly, Line Feed 16	192540	Lever w/Hub 37
179091	Pallet, Type 43,44	192304	Blade, Bail 38	192541	Lever w/Hub 37
179194	Bracket 11,50	192305	Bail 11	192542	Lever w/Hub 37
179198	Lever 52	192307	Slide 38	192544	Plate w/Bearing 37
179199	Lever 54	192308	Bail, Stripper 38	192545	Bracket 37
179216	Arm, Right Slide 22	192309	Pin 38	192546	Post 37
179217	Arm, Left Slide 22	192310	Spring, Torsion 38	192547	Arm, Suppression 10
179224	Slide Assembly 22	192311	Arm 38	192548	Bail 37
179225	Bail w/Studs 22,23	192312	Shaft 9	192549	Pin 37
179226	Screw, 4-40 Shoulder 22	192313	Bracket, Left 4,38,55,63, 66	192560	Slide 19
179396	Plate, Front Type Box 43	192314	Handle 38	192561	Bar w/Hub 19,22
179397	Plate, Rear Type Box 43	192317	Lever 28	192563	Bracket w/Stud 19,22
179451	Plate, Right 22	192318	Jumper, 2-3/4" Black 27	192566	Link, Left Drive 22,23
179452	Plate, Left 22	192321	Stud 19	192567	Link, Right Drive 22,23
179675	Bracket 48	192322	Spring, Compression 19	192575	Link, Right 21,22
179676	Lever, Left Guide 48	192323	Spring 22	192576	Lini, Left 21,22
179677	Shaft, Ribbon Spool 47,48	192329	Plate w/Stud 36	192580	Cam 15
179678	Lever 47,48	192332	Bracket w/Stud 36	192581	Lever, No.1 Transfer 29
179680	Bail, Left Lifter 48	192333	Lever w/Bushing 36	192582	Lever, No. 2 Transfer 29
179681	Post 47,48	192337	Spacer, .243" Thk 31,32	192583	Lever, C Transfer 29
179682	Bail, Left Roller 48	192339	Plate w/Post 32	192584	Lever, No.4 Transfer 29
179684	Lever 47,48	192341	Plate 31,32	192585	Lever, No.5 Transfer 29
179686	Bracket, Right 47	192342	Screw, 2056 x 1-1/16 Fil 32	192586	Lever, No.6 Transfer 29
179687	Lever, Right Guide 47	192343	Lever w/Hub 31,32	192588	Bracket 27
179689	Bracket, Left 48,59	192345	Spring, Torsion 31,32	192610	Arm, Slide 5,11
179690	Plate 48	192346	Cable w/Terminal 32	192611	Plate, Mounting 12,59
179691	Bracket, Left 48	192347	Slide 36	192614	Lever w/Hub 12
179692	Spacer 47,48	192348	Lever w/Hub 36	192616	Lever 12,14,59
179693	Bail, Right Lifter 47	192459	thru	192617	Lever, Blocking 12,14,59
179694	Bail, Right Roller 47	192480	Bar, Function 42	192618	Plate, Contact 12,14,59
179695	Bracket, Left Magnet 48	192483	Cable w/Terminals 32	192619	Post, Eccentric 12
179696	Bracket, Left Hinge 48	192484	Cable w/Terminals 27	192620	Bracket, Contact 14
179697	Lever, Left Stop 48	192487	Contact Assembly 14	192621	Bracket, Contact 14
179698	Armature 47,48	192488	Contact Assembly 14	192622	Bracket, Detent 37
179699	Shaft 47,48	192492	Cable w/Terminals 36	192627	Follower, Bellcrank 32
179700	Bracket, Right Hinge 47	192493	Spring 25	192628	Bracket w/Stud 32
179701	Lever, Right Stop 47	192495	Solenoid Assembly 2,28	192635	Plate w/Stud 28
179702	Bracket, Right Magnet 47	192496	Cable w/Terminals 28	192639	Clutch Assembly, Selector 15
179703	Bracket 47	192513	Codebar, No. 1, No. 2, and No. 7 37,61	192640	Cam, Selector 15
179704	Shaft, Right 47	192514	Codebar, No. 3 37,61	192641	Plate w/Posts 28
179708	Plate, Adjusting 47	192515	Codebar, No. 5, No. 4 and Common 37,61	192643	Lever w/Hub 28
179718	Cable 48	192516	Codebar, No. 6 37,61	192646	Bushing, Eccentric 28
179724	Modification Kit 2,47,48, 59			192647	Slide 28
179802	Cover 55			192648	Lever 28
179814	Box Assembly, TD Type 43			192704	Disc, Retaining 46
179999	Bail, Spring 33,34,47,48			192706	Modification Kit 46
182909	Spring 25			192997	Bracket 48
183104	Spring 17,18				

NUMERICAL INDEX (Continued)

Part Number	Description and Page Number	Part Number	Description and Page Number	Part Number	Description and Page Number
193564	Spring, Contact 55	195200	Pallet, Type 43,44	198506	Spring 37
193655	Lever, Function 40	195201	Pallet, Type 43	198507	Resistor, 100 Ohm 41
193858	Frame, Left Side 5 to 16, 18,28,31,32,33,45,49,50, 52,53,54,56,57,59,60,62, 65,66	195202	Pallet, Type 43	199224	Bar, Function 42
194019	Pallet, Type 44	195203	Pallet, Type 43	199225	Bar, Function 42
194037	Pallet, Type 44	195205	Pallet, Type 44	199408	Bracket 59
194039	Pallet, Type 44	195206	Pallet, Type 44	199410	Arm 23
194052	Plate, Form Stop 12,46	195207	Pallet, Type 44	199437	Cam 16
194093	Modification Kit 5	195240	Post 27	199438	Hub 16
194144	Clutch Assembly, Spacing 16	195251	Armature, Selector 27	199439	Bearing 16
194148	Stud 53	195634	Modification Kit 27	199440	Screw, 6-40 x 5/8 Fil 15,16
194208	Pallet, Type 44	195712	Plate, Identification 21	199457	thru
194209	Pallet, Type 44	195836	Shaft 15	199463	Pallet, Type 44
194324	Modification Kit 2,53	195855	Pin, Sprocket Feed 8,45, 57	199773	Pallet, Type 43
194325	Bracket w/Post 53	195996	Gear, 63T 16	199974	Box Assembly, TH Type 44
194326	Bracket, Switch 53	196917	Pallet, Type 43	199986	Box Assembly, TJ Type 44
194327	Lever 53	196921	Pallet, Type 43	199987	Pallet, Type 43,44
194335	Pallet, Type 44	196924	Pallet, Type 43	199989	Pallet, Type 44
194336	Pallet, Type 44	197085	Cable w/Terminal 32	199990	Pallet, Type 44
194371	Guide 53	197088	Cable w/Terminal 36	301761	thru
194414	Lever 40	197751	Modification Kit 5	301764	Bar, Function 42
194868	Gear, 48T 16	197752	Bracket, Support 5	304395	Spring 22
194870	Gear, 16T 9	197924	Arm, Left Follower 18	304396	Plate, Stop 54
194871	Disc, 6 Stop 16	197957	Gear, 34T 54	304460	Spring 63
194872	Disc, 6 Stop 16	197958	Gear w/Shaft, 37T 54	304461	Bushing 63
194873	Disc, 6 Stop Adjusting 16	197996	Roller, Front 47,48	304463	Slide, Stripper 63
194884	Pallet, Type 44	197997	Box Assembly, TF Type 44	304464	Blade w/Stud 63
194885	Pallet, Type 44	198218	Arm 38	304465	Blade, Stripper 63
194886	Pallet, Type 44	198416	Stud, Shoulder 40	304740	Head, Print Hammer 35
194956	Spring 16	198454	Arm, Power Drive 41	304769	Plate w/Post 31,32
194982	Clip, Connector 27	198455	Link 41	304771	Lever w/Hub 31,32
194998	Plate, Mounting 58	198456	Link 41	304772	Guide, Paper 45
194999	Cable Assembly 58	198457	Bracket 41	304773	Guide, Paper 45
195000	Lever, Operating 58	198463	Bar, Function 42	304774	Guide, Paper 45
195001	Insulator, .032" Thk 56,58	198464	Bar, Function 42	304775	Guide, Paper 45
195056	Spring 29	198465	Bar, Function 42	304778	Bail w/Wire 58
195057	Guard, Contact Spring 14	198467	Bar, Function 42	304779	Bail w/Wire, 8-1/2" Wide 58
195064	thru	198468	Bar, Function 42	304833	Box Assembly, TM Type 43
195067	Pallet, Type 44	198469	Bar, Function 42	305022	Shaft 8,57
195069	Pallet, Type 44	198470	thru	305023	Lock, Shaft 8,57
195070	Pallet, Type 44	198473	Bar, Function 42	305024	Arm, Right 57
195071	Pallet, Type 44	198477	Solenoid 41	305025	Retainer, Platen Hub 8,57
195072	Pallet, Type 44	198483	Stud 41	305026	Hub, Right Platen 8,57
195109	Plate, Stop 38	198482	Stud 41	305027	Arm, Right 57
195150	Lever, Reversing 48	198486	Solenoid 41	305028	Guide, Paper 57
		198496	Solenoid 41	305029	Hub Assembly, Platen 57
		198497	Lever w/Hub 37		
		198498	Bail 37		
		198500	Modification Kit 41		
		198502	Pin, Solenoid Plunger 41		
		198503	Bushing, Shoulder 41		

NUMERICAL INDEX (Continued)

Part Number	Description and Page Number	Part Number	Description and Page Number	Part Number	Description and Page Number
305031	Gear w/Shaft 28T 54	307256	Pallet, Type 43	312981	Bail, Left 58
305033	Handwheel 54	307257	Pallet, Type 43	315532	Bar, Function 42
305034	Arm w/Hub 54	307289	Lever 54	315533	Bar, Function 42
305035	Modification Kit 2,54	307299	Retainer 38	317218	Bar, Function 42
305036	Modification Kit 2,54	307864	Box Assembly, TX Type 43	317353	Box Assembly, TY Type 43
305037	Modification Kit 2,57	309690	Bumper, Rubber 5	319936	Screw, 4-40 Shoulder 41
305058	Guide, Form 57	309692	Bracket w/Post 5,12,13	319937	Bracket 41
305082	Box Assembly, TK Type 43	310309	Box Assembly, TR Type 44	320408	Terminal, Spade Type 27
305090	Box Assembly, TP Type 44	310657	thru	320410	Terminal, Spade Type 27, 53
305130	Bracket 52	310666	Pallet, Type 44	320443	Lever w/Hub 37
305465	Contact Assembly 14	311071	Box Assembly, TS Type 43	321095	Bracket, Tie 61
305473	Bail 14	311407	Box Assembly, TV Type 43	321096	Bracket 61
305474	Bracket 14	311412	Post, Eccentric 26	321097	Lever 61
305539	Modification Kit 2,63	311413	Post, Eccentric Guide 30	321098	Bar w/Post 61
305540	Modification Kit 2,63	311414	Post, Spring 30	321099	Modification Kit 2,61
305541	Slide, Stripper 63	311415	Bracket, Stop 30	321574	Bracket 31
305551	thru	311416	Lever, Latch 30	321681	thru
305556	Pallet, Type 43	311417	Arm 30	321692	Pallet, Type 44
305558	thru	311418	Arm 30	321694	thru
305568	Pallet, Type 43	311419	Cover, Insulating 36	321700	Pallet, Type 44
305584	Pallet, Type 44	311420	Lever, Reset 26	321702	Pallet, Type 44
305589	Pallet, Type 43,44	311422	Bracket, Guide 30	321703	Pallet, Type 44
305590	Pallet, Type 44	311423	Plate 26,27	321705	Box Assembly, DB Type 44
305677	Cable w/Terminals 53	311424	Lever 30	321780	Pallet, Type 44
305733	Modification Kit 2,53	311425	Bail, Reset 30	321782	Cover, Contact 41
305771	Bracket, Guide 51	311426	Bracket 30	321935	Arm, Left 8
306098	Wire, Guide 58	311456	Modification Kit 2,58	321983	Box Assembly, DC Type 43
306646	Contact Assembly 36	311457	Bracket, Bail 58	323040	Cable w/Terminals 31
306648	Spring, Contact 36	311458	Modification Kit 2,60	323051	Plate w/Post 31
306670	thru	311459	Modification 2,60	323052	Guide, Paper 31
306685	Guide, Form 45	311460	Modification Kit 2,60	323053	Alarm Assembly, Paper Out 31
306686	thru	311461	Modification Kit 2,60	323070	Cam 64
306702	Modification Kit 45	311462	Bracket 60	323077	Spacer 31
306704	Bar, Function 42	311464	Slide 60	323078	Lever w/Hub 31
306705	Bar, Function 42	311465	Lever 60	323508	Box Assembly, DE Type 43
306706	Bar, Function 42	311466	Tray, Paper 60	323592	Contact Assembly 37
306979	Box Assembly, TL Type 43	311467	Tray, Paper 60	323593	Lever w/Hub 37
307065	Modification Kit 2,54	311468	Tray, Paper 60	323594	Lever w/Hub 37
307076	Gear, 30T 16	311469	Tray, Paper 60	323595	Plate, Contact 37
307077	Clutch Assembly, Selector 15	311471	Bracket, Left 60	323599	Cover, Insulating 37
307078	Cam, Selector 15	311730	Cable Assembly 60	323600	Box Assembly, DF Type 43
307083	Spring, Contact 36	312395	Bracket 41	324081	Lever 29
307085	Lever 40	312552	Cable w/Terminals 32	324095	Modification Kit 2,58
307180	Box Assembly, TN Type 44	312571	Lever w/Hub 37	324098	Bail 58
307255	Pallet, Type 43	312711	Modification Kit 2,59	324465	Box Assembly, DG Type 44
		312755	Post, Eccentric 59		
		312756	Bracket, Contact 59		
		312757	Plate 59		
		312980	Bail, Right 58		

NUMERICAL INDEX (Continued)

Part Number	Description and Page Number	Part Number	Description and Page Number	Part Number	Description and Page Number
324489	Plate 56	328971	Gear, 84T 13	329005	Arm 54
324490	Modification Kit 2,56	328972	Disc 13	329006	Shaft 54
324491	Lever 56	328973	Pointer 13	329008	Gear w/Shaft 54
324492	Bail 56	328974	Screw, 4-40 Spl 13	329010	Handwheel 54
324494	Lever 56	328975	Bushing 13	329011	Belt, 27T 54
324495	Cable Assembly 56	328979	Link 13	329012	Guide, Form 8
325936	Bushing, Insulating 14	328980	Link w/Post 13	329013	Handwheel Assembly 2,54
325966	Insulator 14	328982	Lever 13	329015	Disc Assembly 13
325967	Modification Kit 2,66	328983	Bracket 8	329016	Disc Assembly 13
326478	Spring, Torsion 58	328984	Gear, 20T 13	329017	Cable Assembly 8
326712	Spring, Torsion 56	328985	Plate 13	329020	Plate 8
326799	Spring, Torsion 60	328986	Stop 13	329023	Pawl 13
328110	Spring, Contact 36	328987	Plate 8	330681	Modification Kit 51
328939	Screw, 6-40 Shoulder 8	328988	Switch 8	330682	Tabulation Assembly, Vertical 2,13
328940	Lever 8	328989	Spacer 13	330684	Contact Assembly 14
328942	Arm, Left 8	328990	Bracket 8	332721	Cam, Shaft 15
328943	Arm, Right 8	328991	Plate 13	332722	Clutch Assembly, Codebar 15
328950	Deflector, Paper 8	328992	Plate 13	332813	Plate 58
328951	Post 8	328993	Plate, Switch 13	332814	Cable Assembly 58
328955	Cam, Left 8	328994	Bushing 13	332815	Lever 58
328956	Cam, Right 8	328995	Lever, Shift 13	332887	Plate 54
328958	Arm, Right 8	328996	Plate 13	332997	Spacer, Clutch 15
328960	Guide, Paper 8	328997	Plate w/Stud 13	333478	Box Assembly, DY Type 43
328964	Lever 54	328998	Lever, Blocking 13	333520	Modification Kit 2,58
328967	Bushing 13	329002	Lever 54	334440	Guide, Form 58
328969	Spacer 13	329003	Sprocket, 20T 54		
328970	Gear w/Sleeve 13	329004	Sprocket, 10T 54		

35 SEND-RECEIVE KEYBOARD (LK)
AND
35 RECEIVE-ONLY BASE (LB)
PARTS

PAINT FINISH COLOR CODE CHART			
COLOR	Finish Suffix		
	Smooth Finish	Textured Vinyl	Smooth Vinyl
Charcoal Gray	BZ		HA
Dark Covert Gray	FC		
Light Gray			HB
Light Olive Gray	EW		HF
Gray Green	BK	GA	

The double asterisk(**) denotes a painted part.
Suffix to be applied following the part number.

TABLE OF CONTENTS

FIGURE	CONTENTS	PAGE	FIGURE	CONTENTS	PAGE
1	Base	3	20	176352 and 197019 Contact Box Assemblies	18
2	Base (Continued)	4	21	Answer Back Mechanism	19
3	Gear Sets	5	22	Base (Wall Mounted)	20
4	144770 and 192046 Intermediate Gear Assemblies	5	23	178500 Motor Assembly and Mounting Components (Wall Mounted)	21
5	Bracket Mechanism (RO)	6	24	Keyboard Cover	22
6	158254 Function Bail Assembly (RO)	6	25	315869 Modification Kit to Add Electrical Keyboard Lock to Wall Mounted Unit	23
7	194994 Paper Feed-Out Assembly (RO)	7	26	319385 Modification Kit To Add Two-Speed Gear Shift Assembly 73.3 and 110 Baud (Rear View)	24
8	170340, 197000 and 305469 Function Bail Assemblies	7	27	319385 Modification Kit To Add Two-Speed Gear Shift Assembly 73.3 and 110 Baud (Rear View) (Continued)	25
9	Keyboard Mechanism	8	28	Cable Components	26
10	Code Bar Mechanism (Non Parity)	9	29	Keytops and Keylevers	27
11	Code Bar Mechanism (Even Parity)	10	30	Keytops (Continued)	28
12	Code Bars (Even Parity)	11	31	Keytops (Continued)	29
13	170332 Universal Bail Assembly	12	32	Keytops (Continued)	30
14	Ball Lock Mechanism	12	33	Keytops (Continued)	31
15	Signal Generator Frame Mechanism	13	34	Keytops (Continued)	32
16	Signal Generator Shaft Mechanism	14		Numerical Index	33
17	Signal Generator Front Plate Mechanism	15			
18	Signal Generator Rear Plate Mechanism	16			
19	Signal Generator Rear Plate Mechanism (Continued)	17			

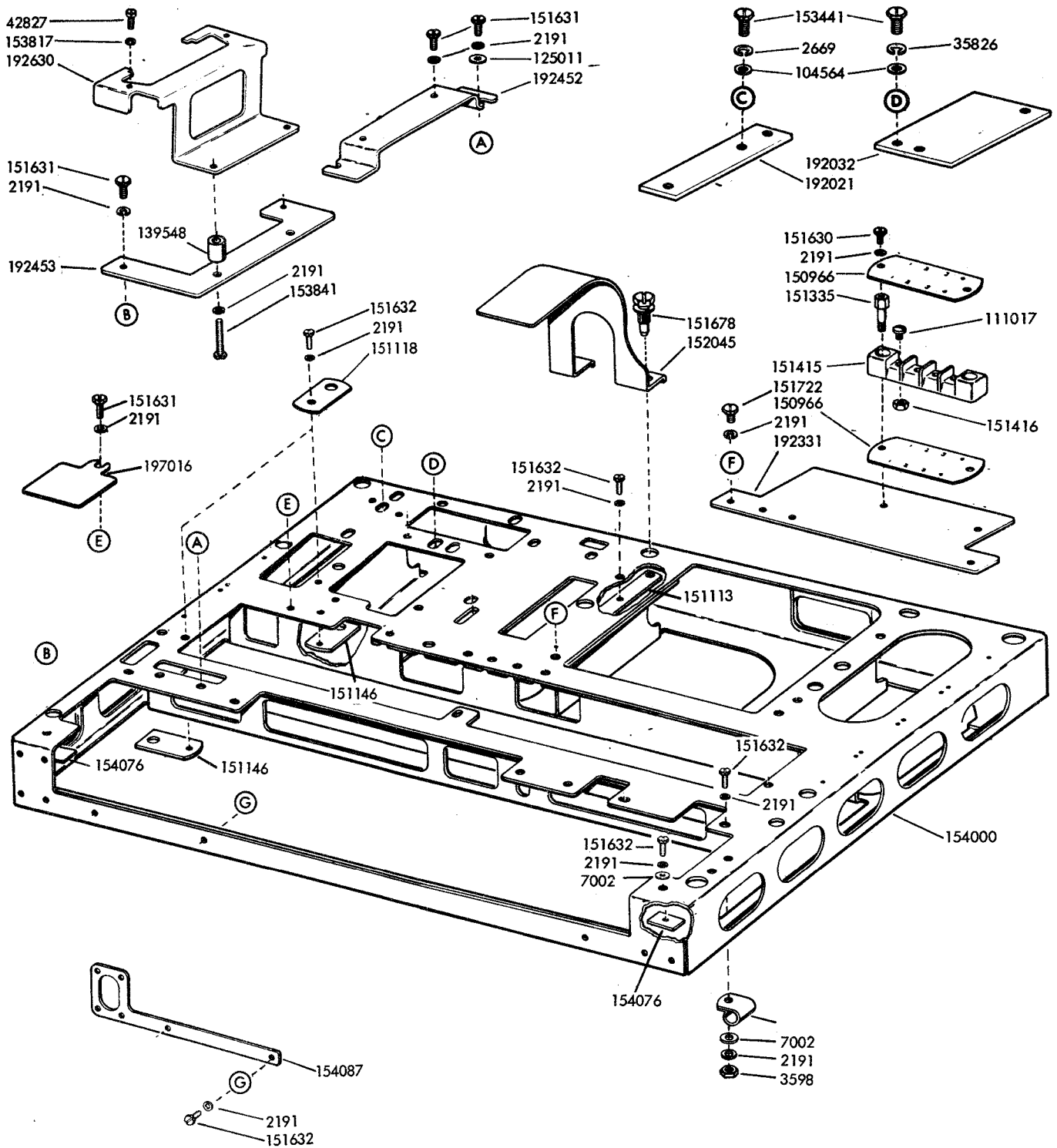


FIGURE 1. BASE

SECTION 574-221-800TC

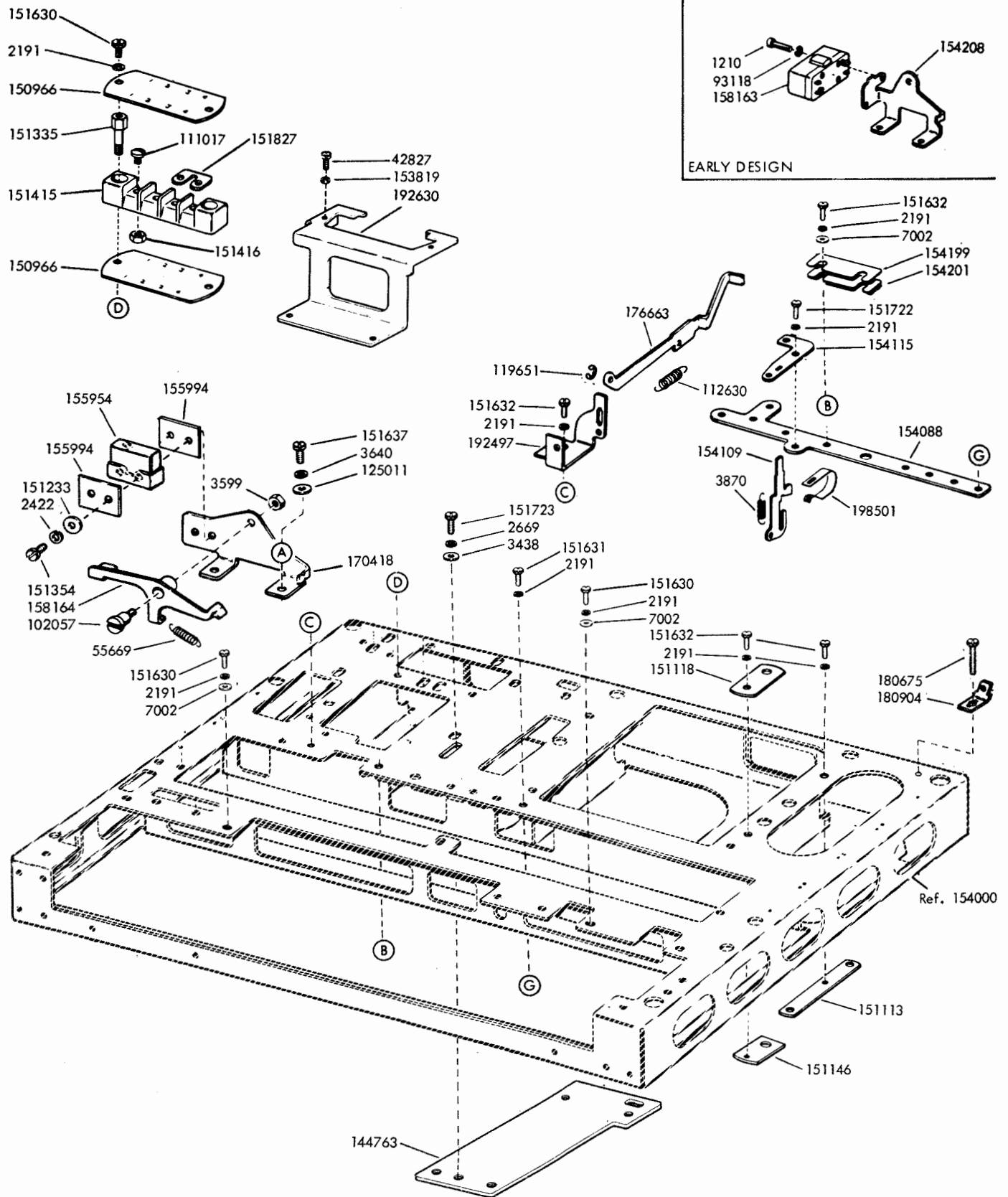
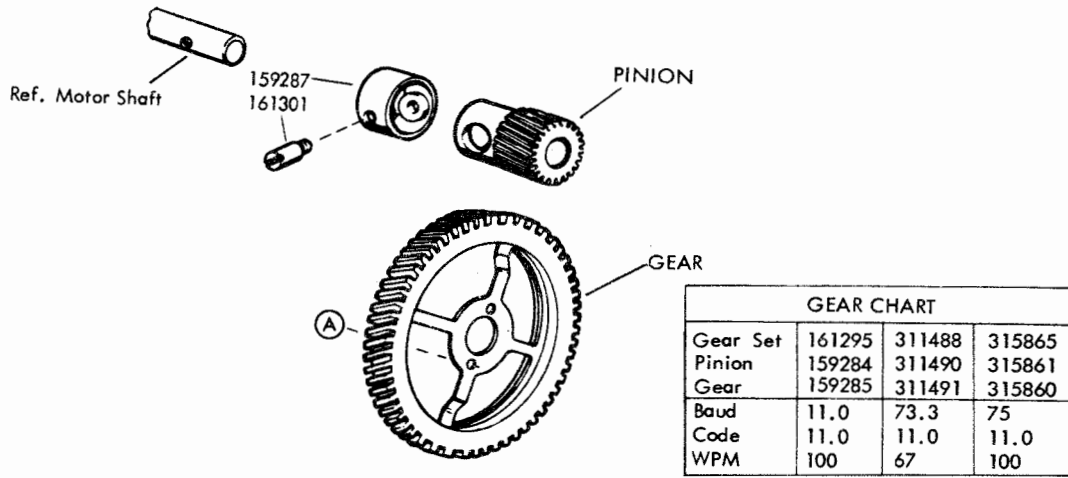


FIGURE 2. BASE (Continued)



GEAR CHART			
Gear Set	161295	311488	315865
Pinion	159284	311490	315861
Gear	159285	311491	315860
Baud	11.0	73.3	75
Code	11.0	11.0	11.0
WPM	100	67	100

FIGURE 3. GEAR SETS

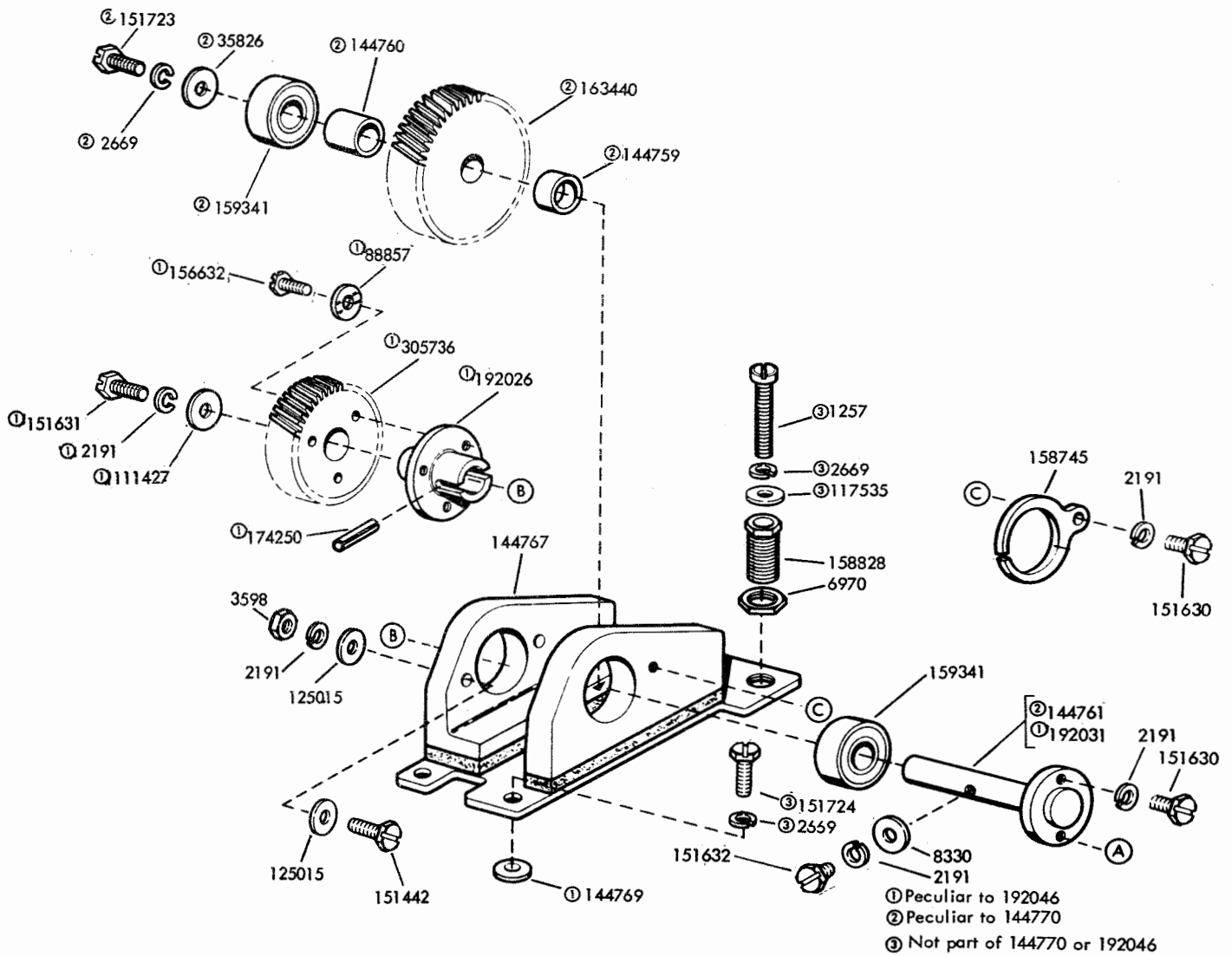


FIGURE 4. 144770 AND 192046 INTERMEDIATE GEAR ASSEMBLIES

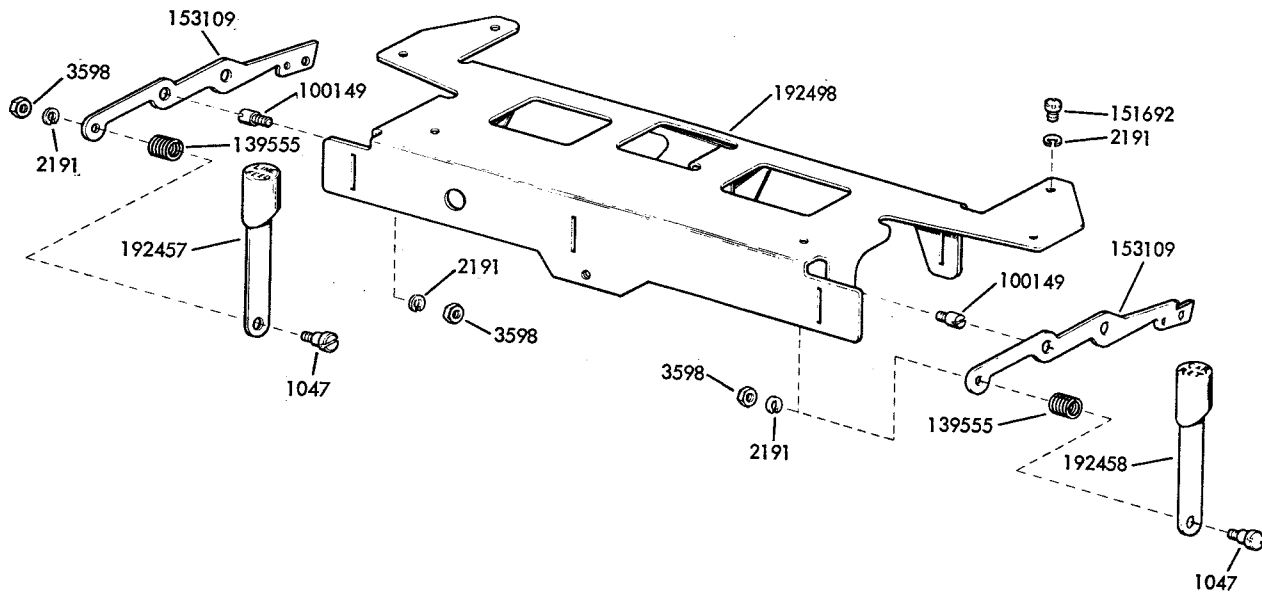


FIGURE 5. BRACKET MECHANISM (RO)

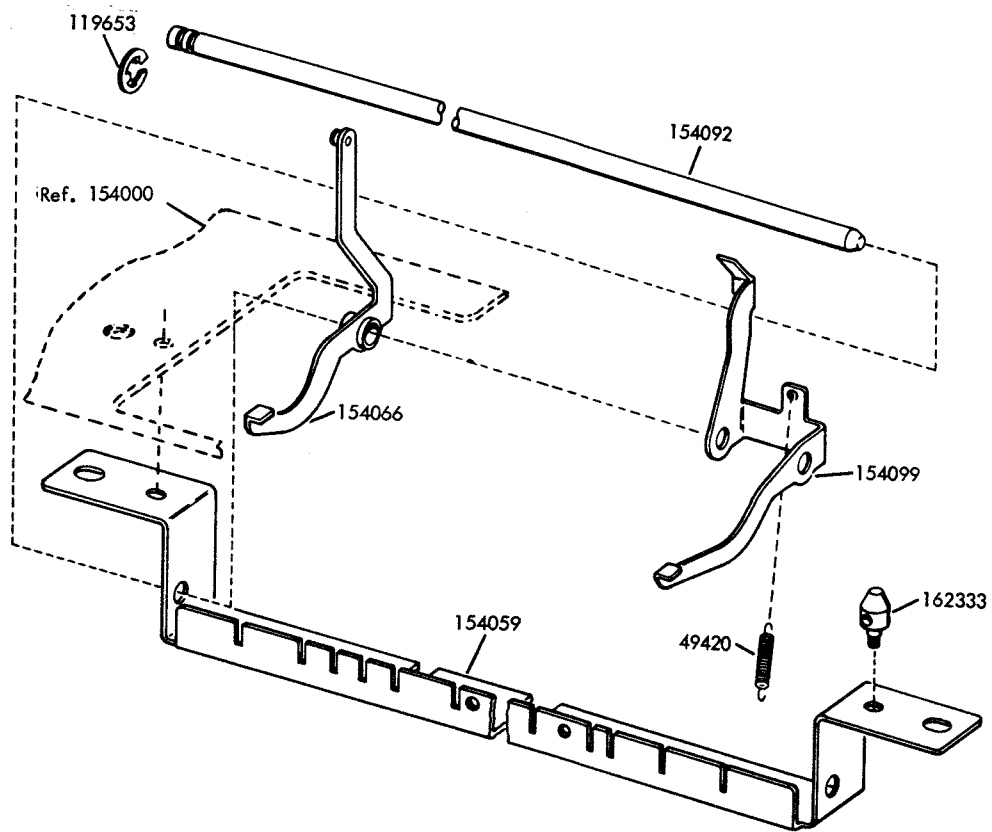


FIGURE 6. 158254 FUNCTION BAIL ASSEMBLY (RO)

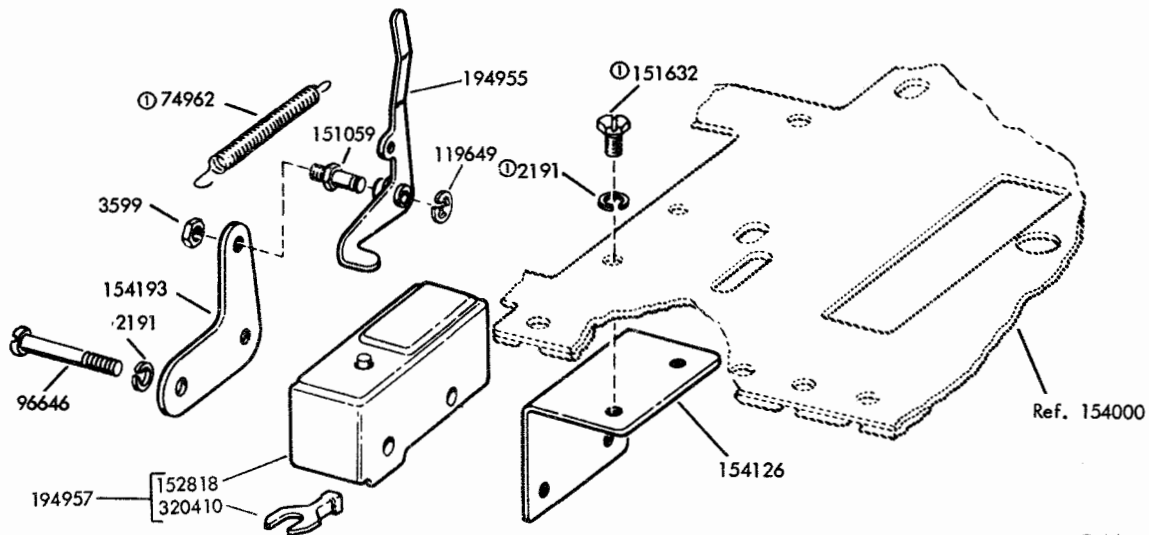


FIGURE 7. 194994 PAPER FEED-OUT ASSEMBLY (RO)

Ⓛ Not part of 194994

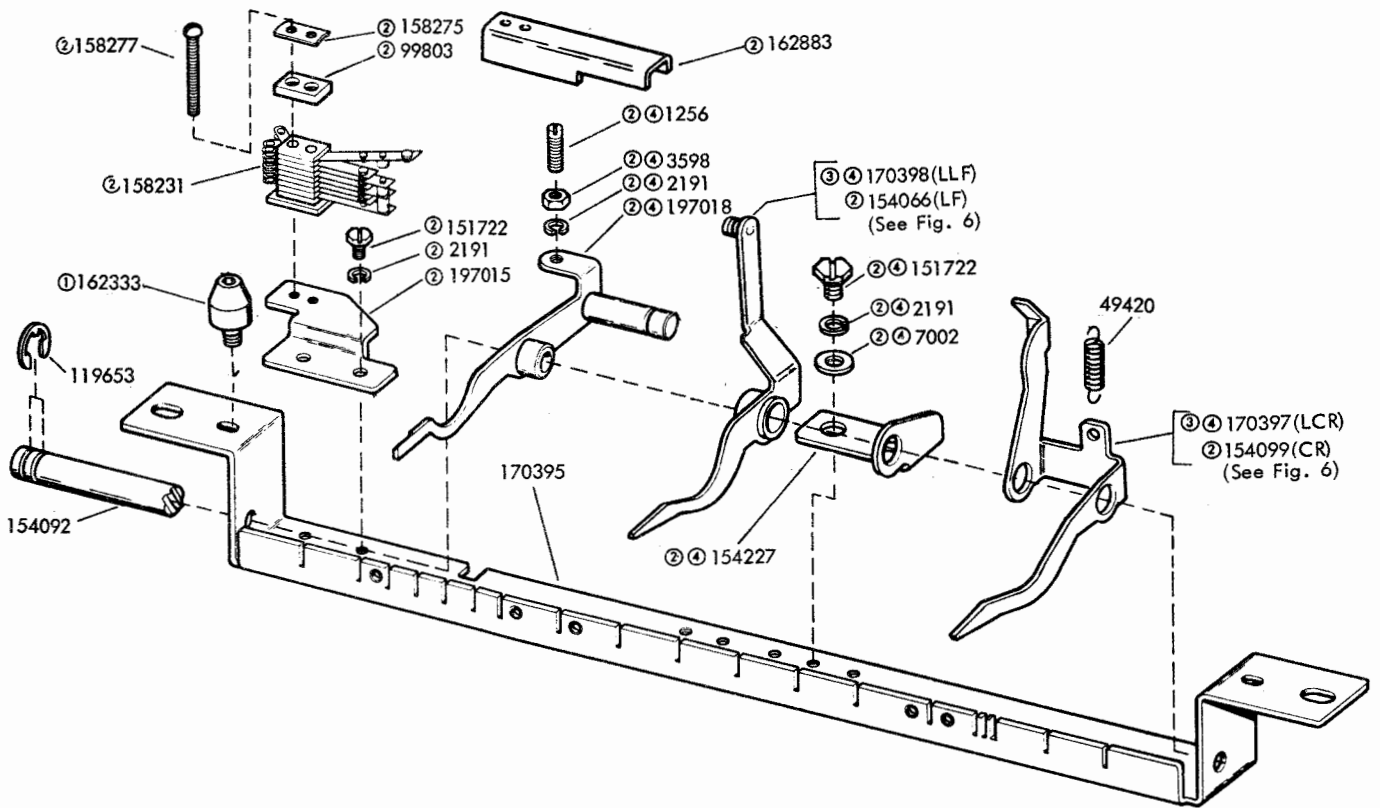


FIGURE 8. 170340, 197000 AND 305469 FUNCTION BAIL ASSEMBLIES

- Ⓛ Not part of the Function Bail Assembly
- ② Peculiar to 305469 (RO)
- ③ Peculiar to 170340 (KSR)
- ④ Peculiar to 197000 (KSR)

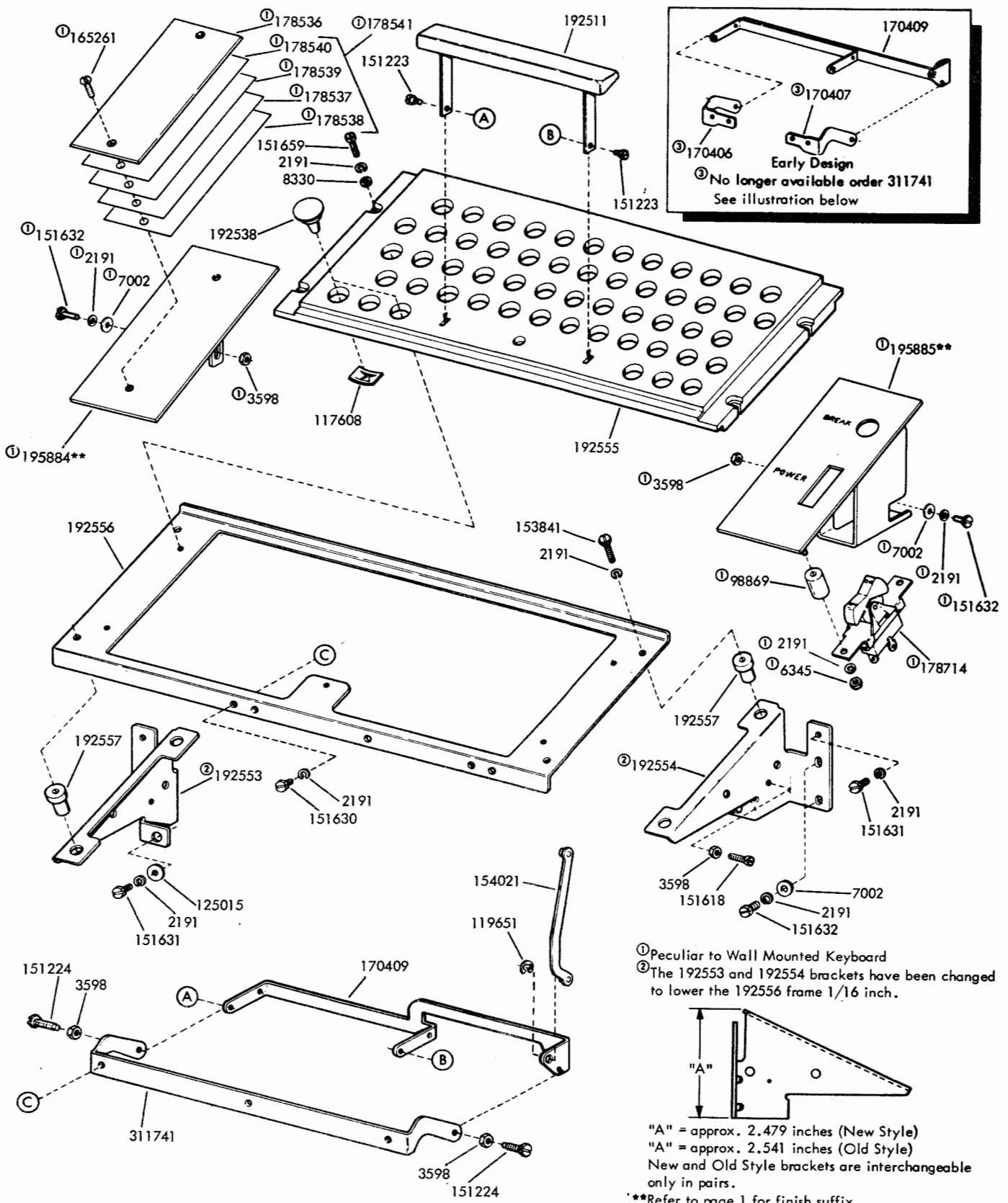


FIGURE 9. KEYBOARD MECHANISM

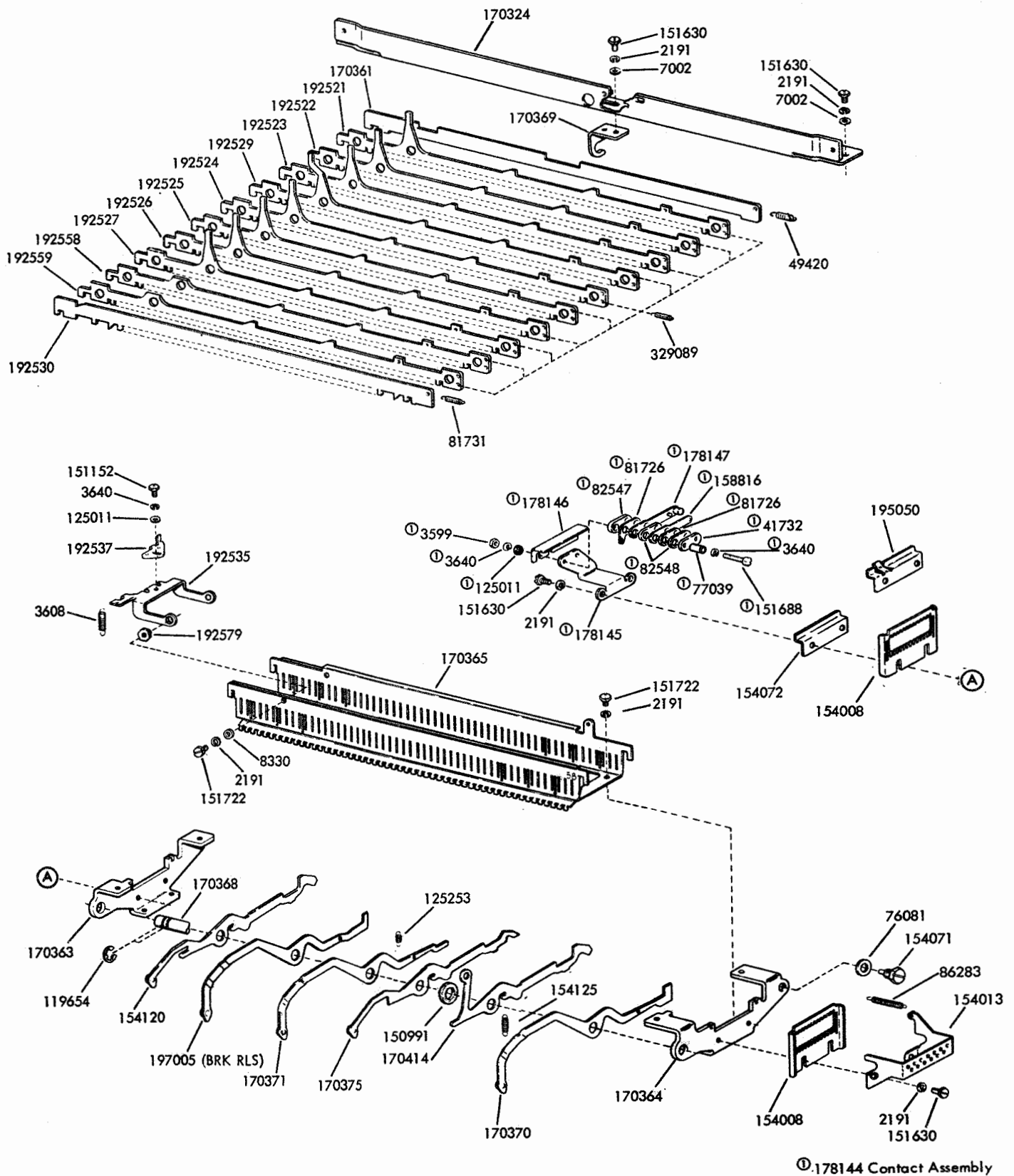


FIGURE 10. CODE BAR MECHANISM (Non Parity)

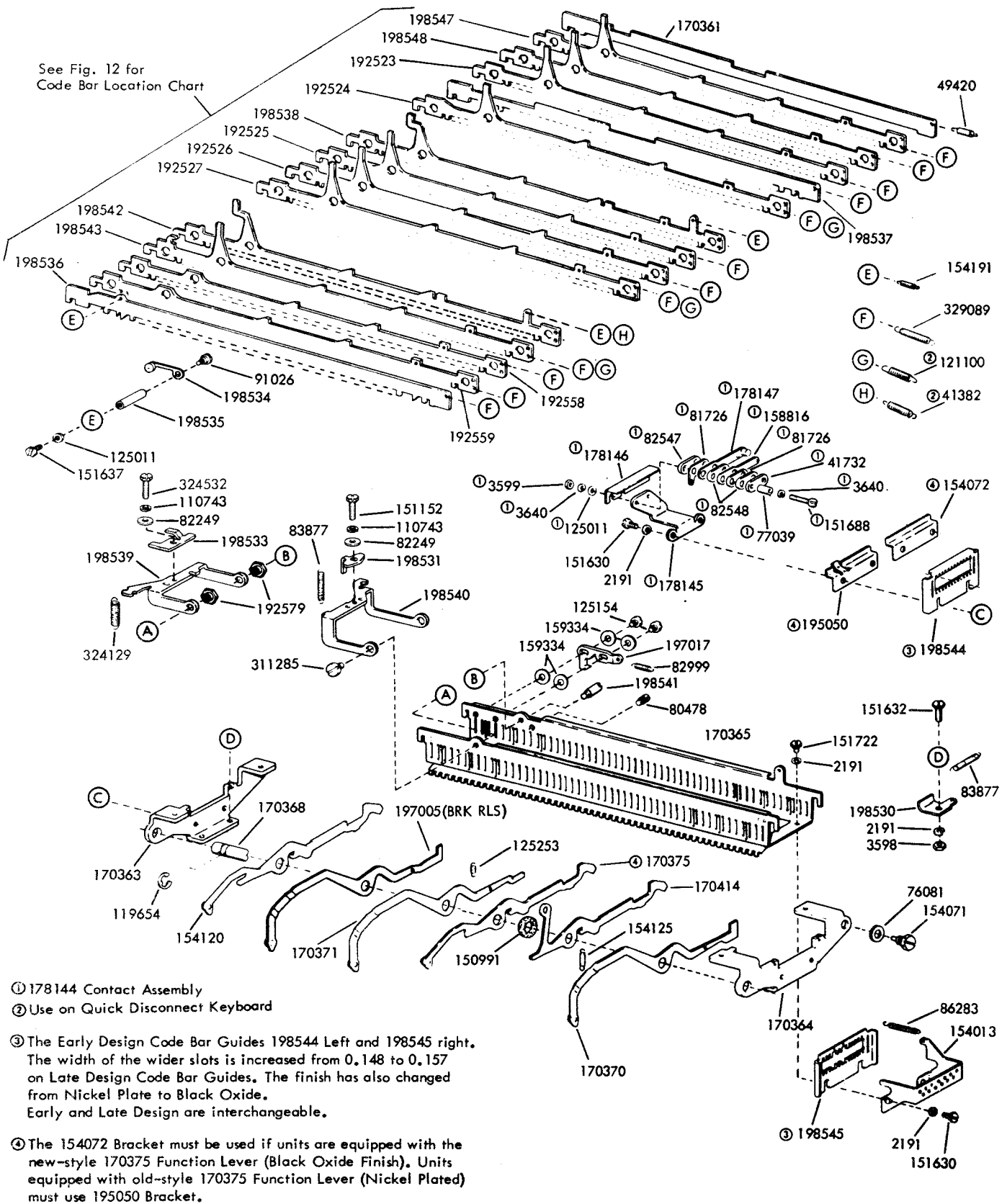
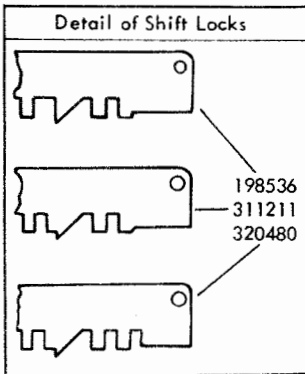

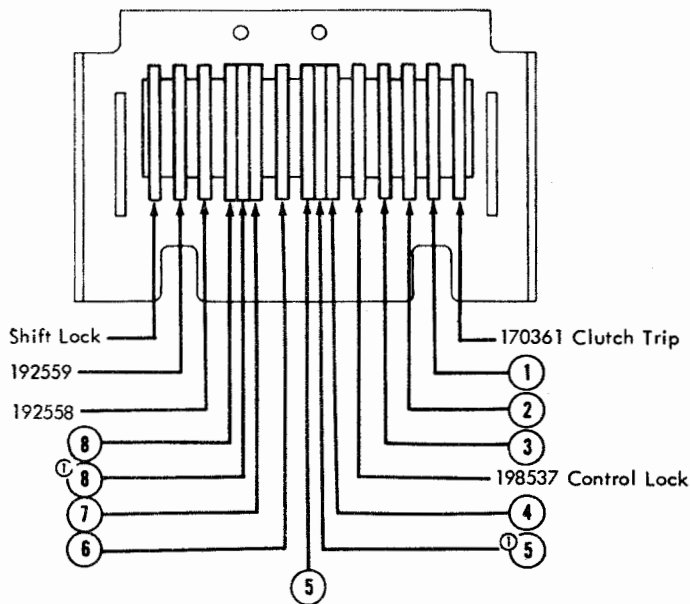


FIGURE 11. CODE BAR MECHANISM (Even Parity)

Location Chart for Even Parity - Code Bars											
Code Bar Location	Shift Lock	⑧	①⑧	⑦	⑥	⑤	①⑤	④	③	②	①
Common Code See Figure 8	198536 See Detail Below	198543 (8)	198542 (8I)	192527 (7)	192526 (6)	192525 (5)	198538 (5I)	192524 (4)	192523 (3)	198548 (2A)	198547 (1A)
Escape II ②	198536 See Detail Below	198543 (8)	198542 (8I)	308431 (7A)	308430 (6A)	192525 (5)	198538 (5I)	192524 (4)	308429 (3A)	198548 (2A)	192521 (1)
Scientific Data System Auto - IDP ③	311211 See Detail Below	311208 (8S)	311533 (8U)	311531 (7R)	311201 (1S)	311205 (5S)	311209 (5T)	311202 (2S)	311204 (4S)	311203 (3S)	311206 (6S)
Scientific Data System - SIGMA Series ④	320480 See Detail Below	320478 (8D)	324580 (8L)	320476 (6D)	320477 (7D)	320475 (5D)	320479 (5E)	320474 (4D)	320473 (3D)	320472 (2D)	320471 (1D)



Code Bars viewed at Right Hand Guide



- ① Inversion
- ② Peculiar to Escape II
- ③ Used with Character Counter
- ④ Use on SDS SIGMA series

FIGURE 12. CODE BARS (Even Parity)

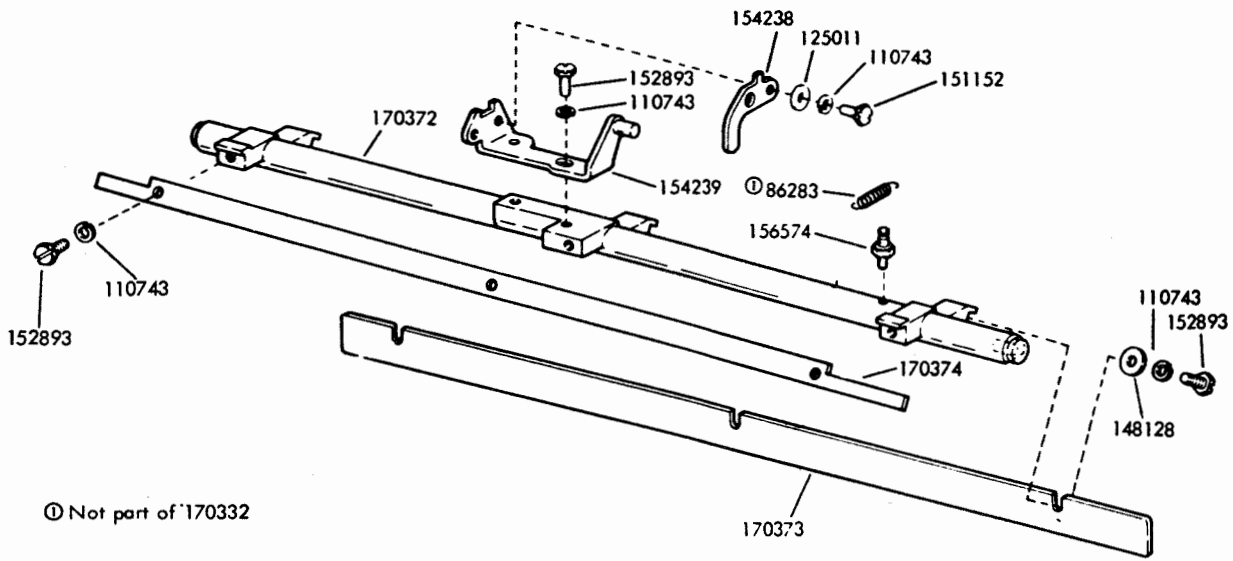


FIGURE 13. 170332 UNIVERSAL BAIL ASSEMBLY

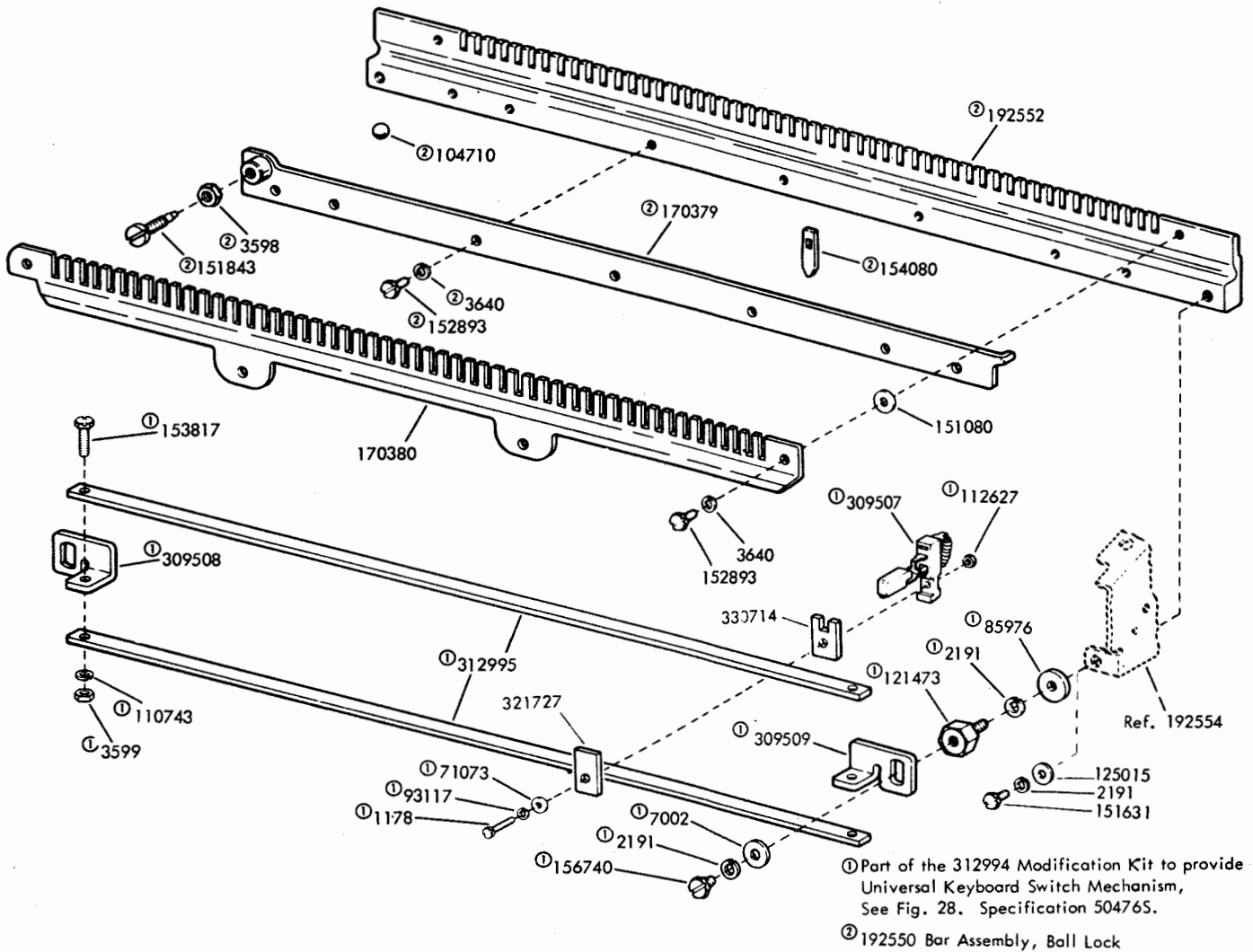
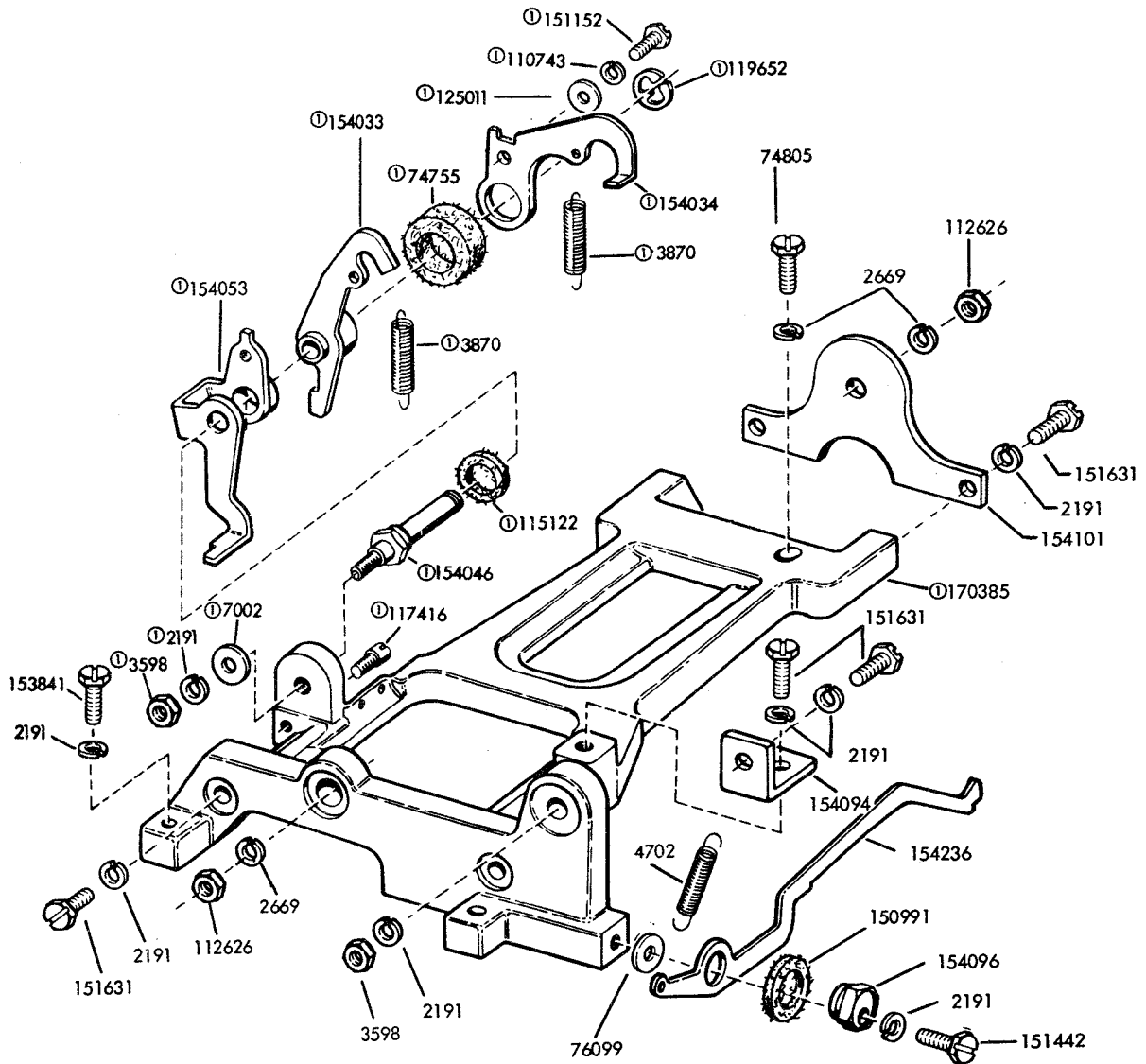


FIGURE 14. BALL LOCK MECHANISM



①154164 Frame Assembly

FIGURE 15. SIGNAL GENERATOR FRAME MECHANISM

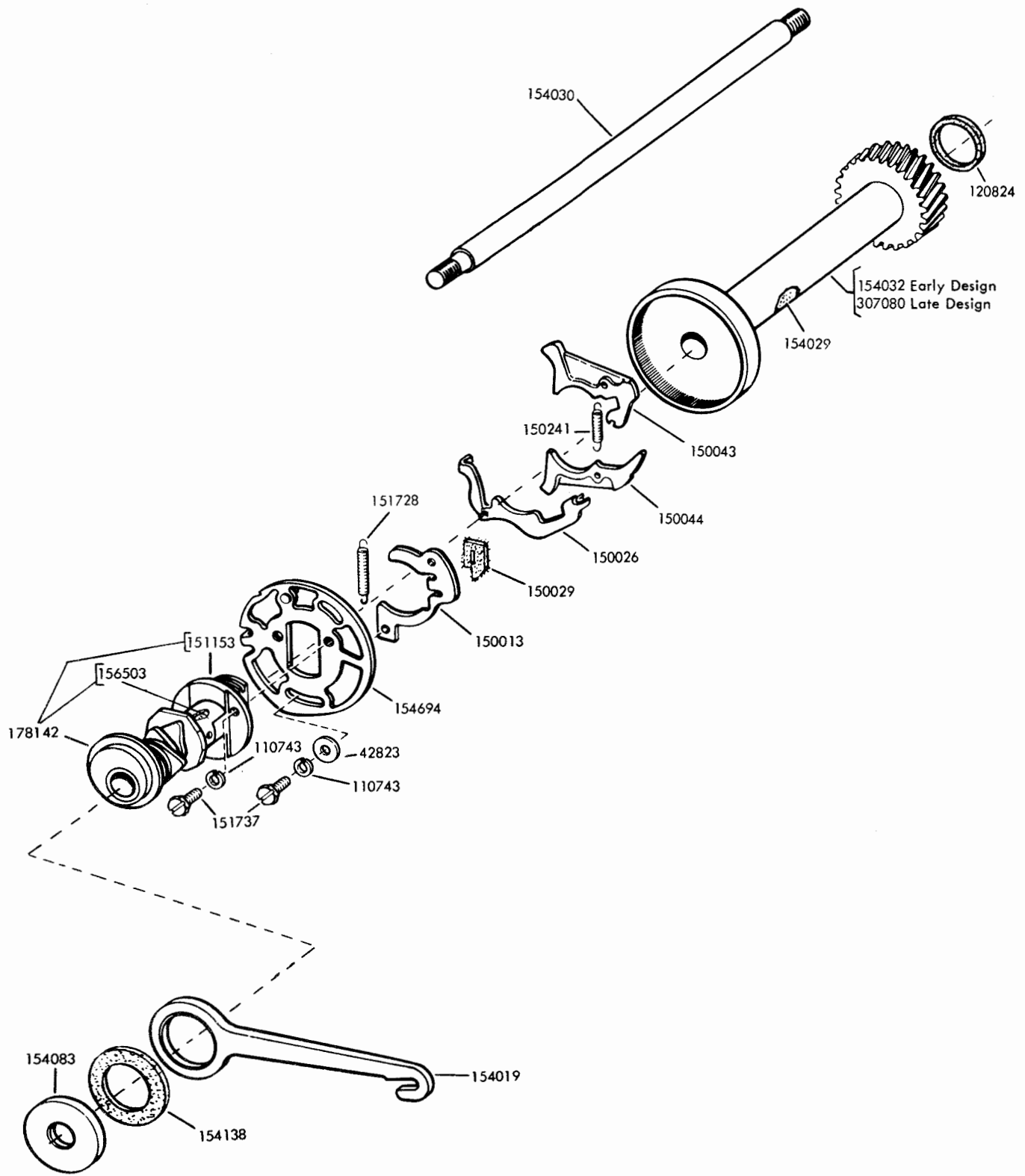


FIGURE 16. SIGNAL GENERATOR SHAFT MECHANISM

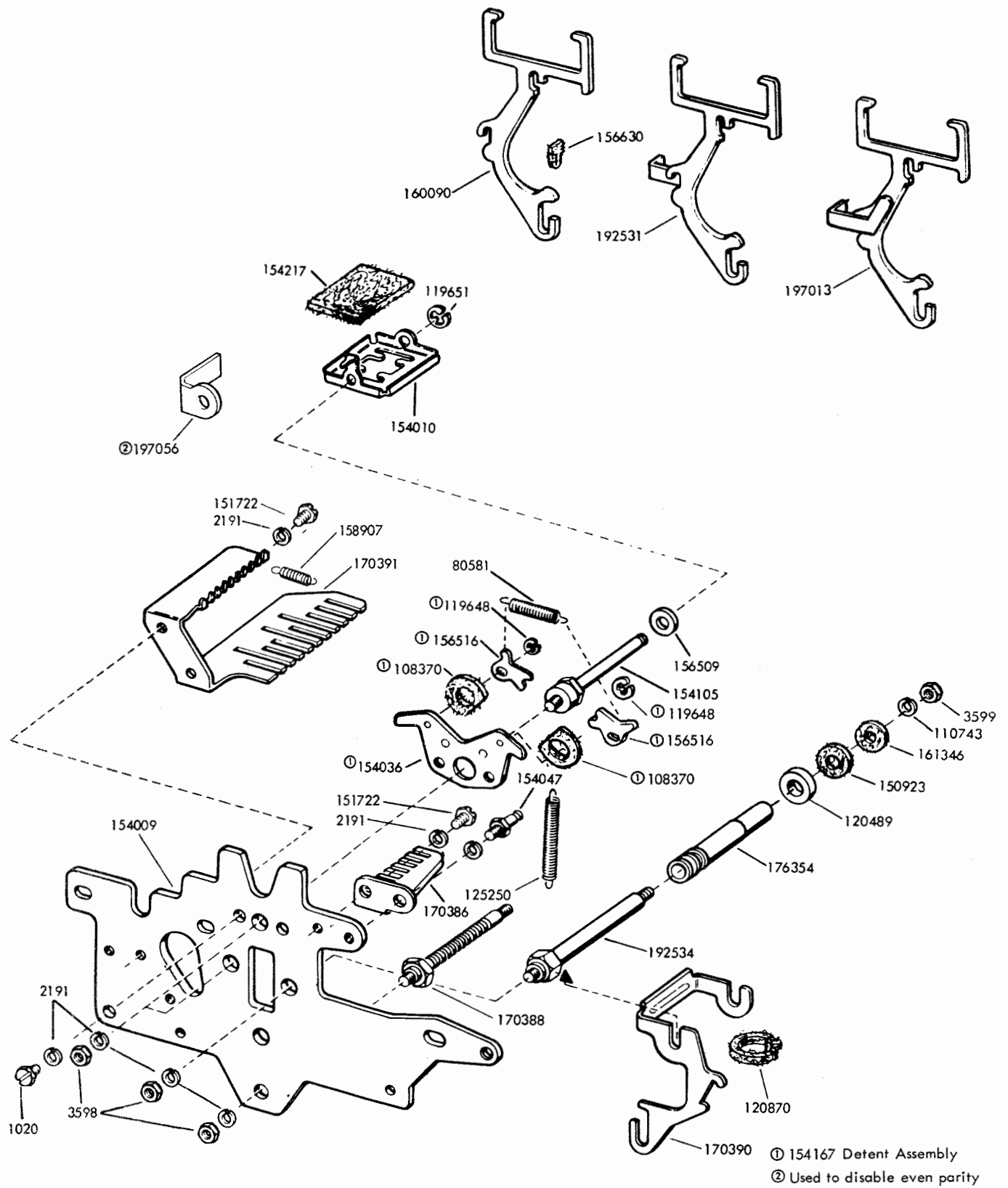


FIGURE 17. SIGNAL GENERATOR FRONT PLATE MECHANISM

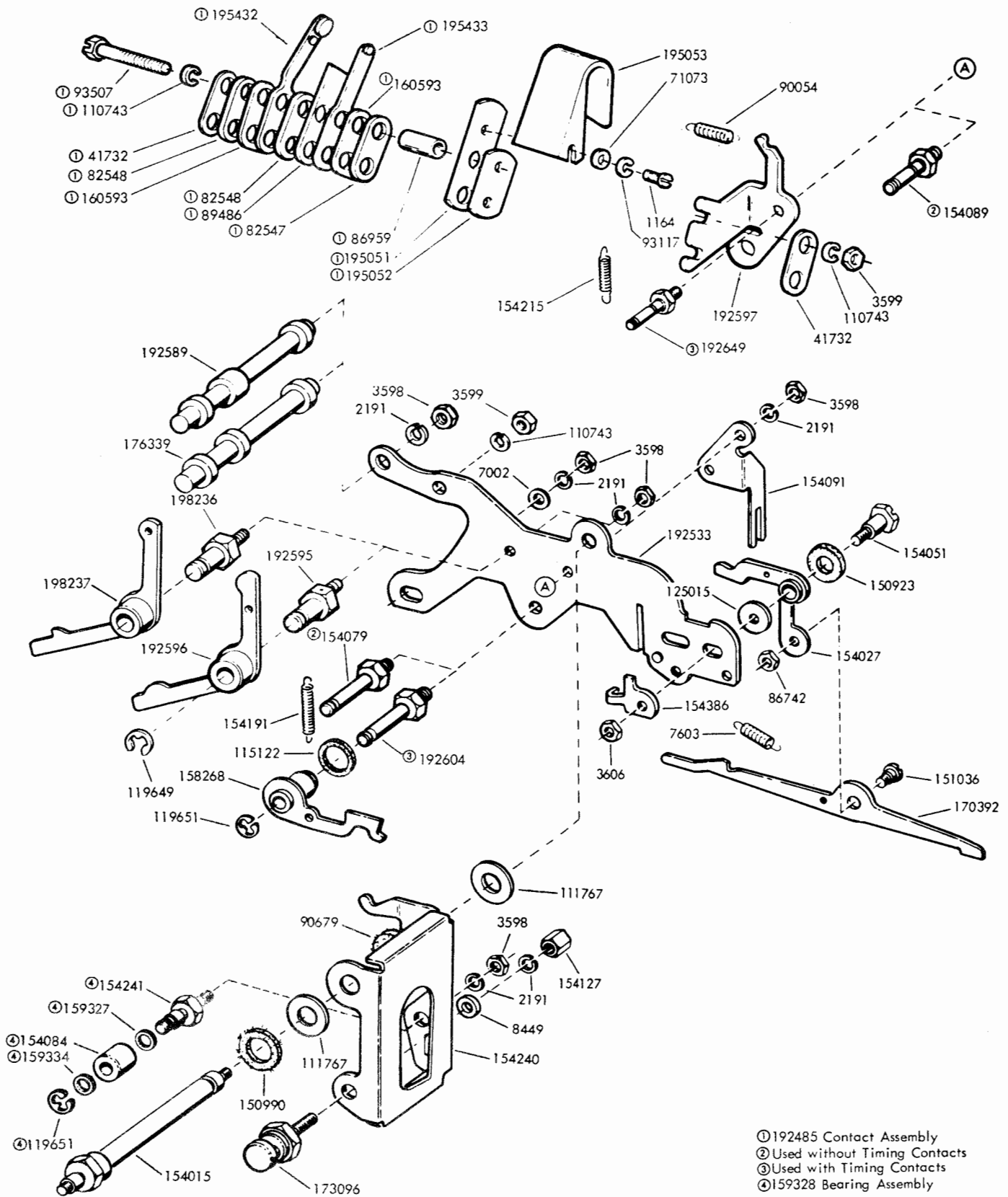
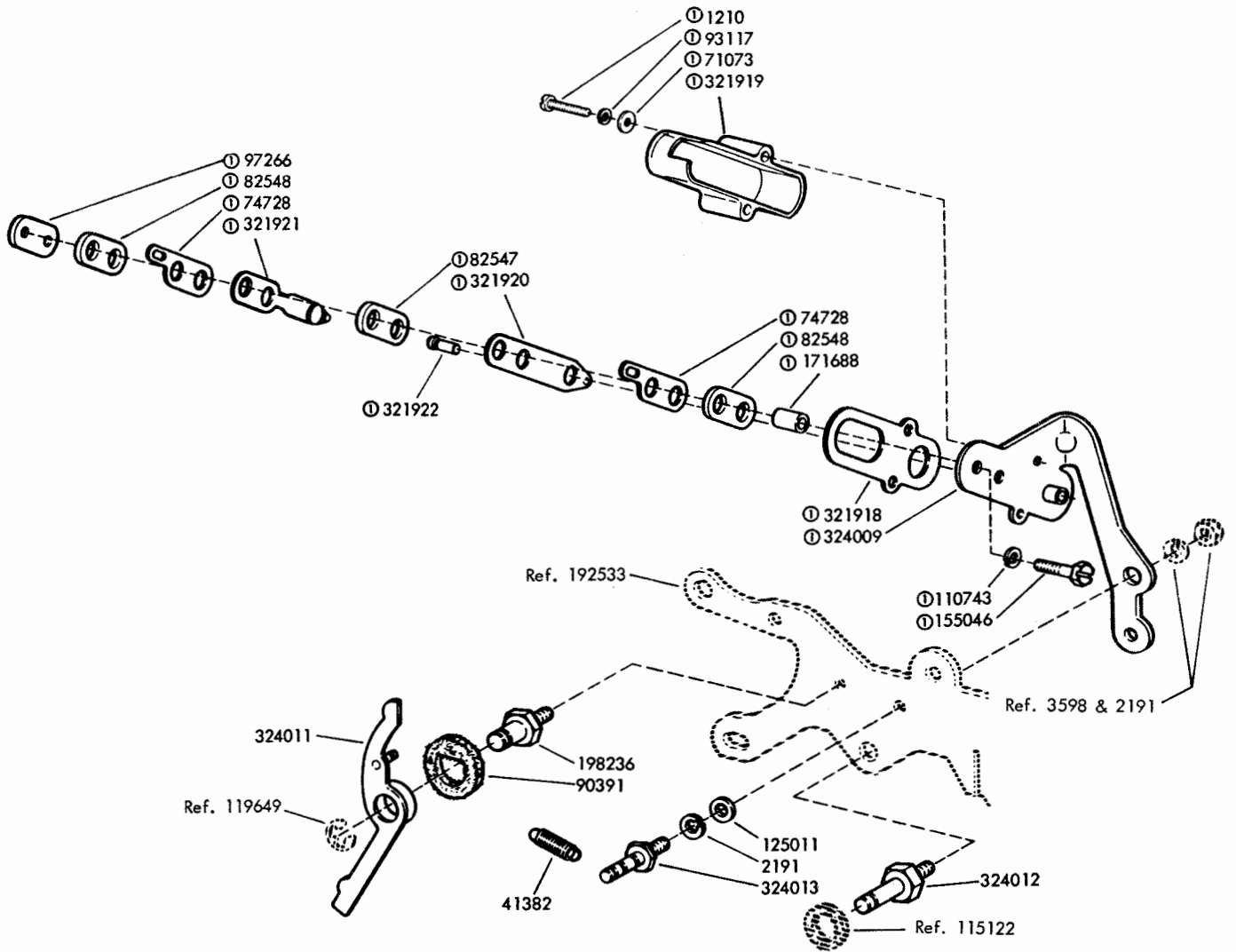


FIGURE 18. SIGNAL GENERATOR REAR PLATE MECHANISM



① 324010 Contact Assembly

FIGURE 19. SIGNAL GENERATOR REAR PLATE MECHANISM (Continued)

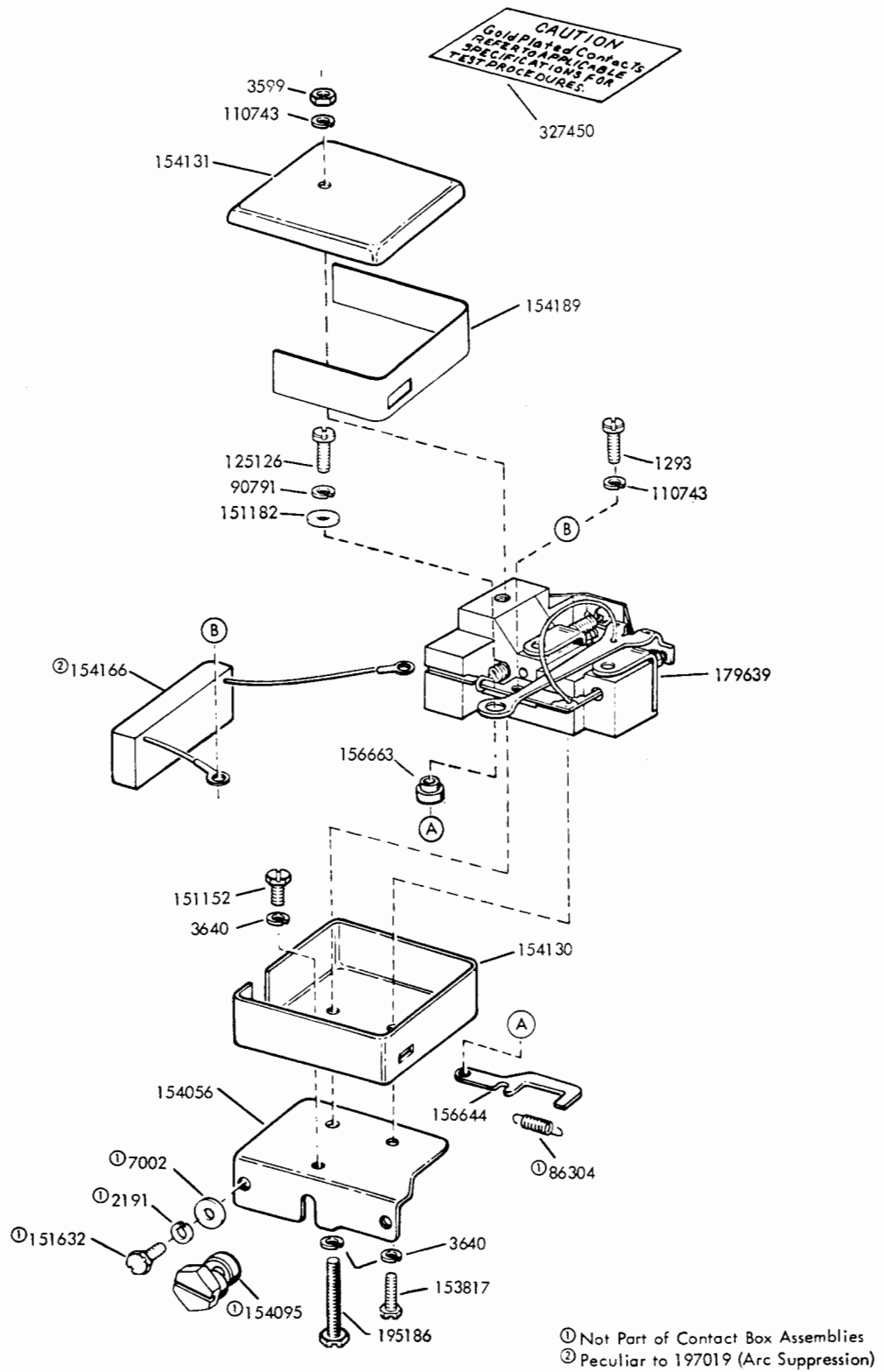


FIGURE 20. 176352 AND 197019 CONTACT BOX ASSEMBLIES

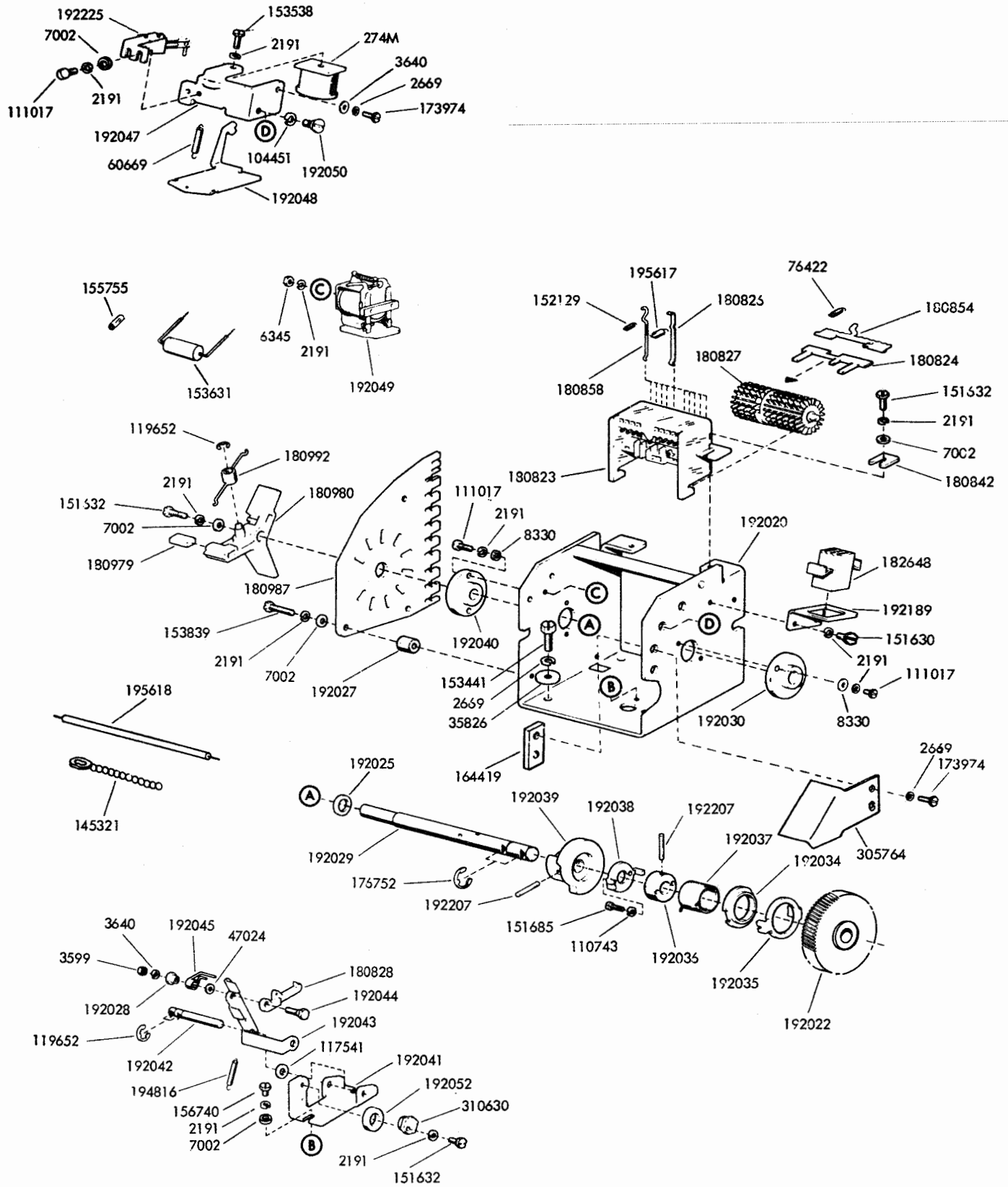


FIGURE 21. ANSWER BACK MECHANISM

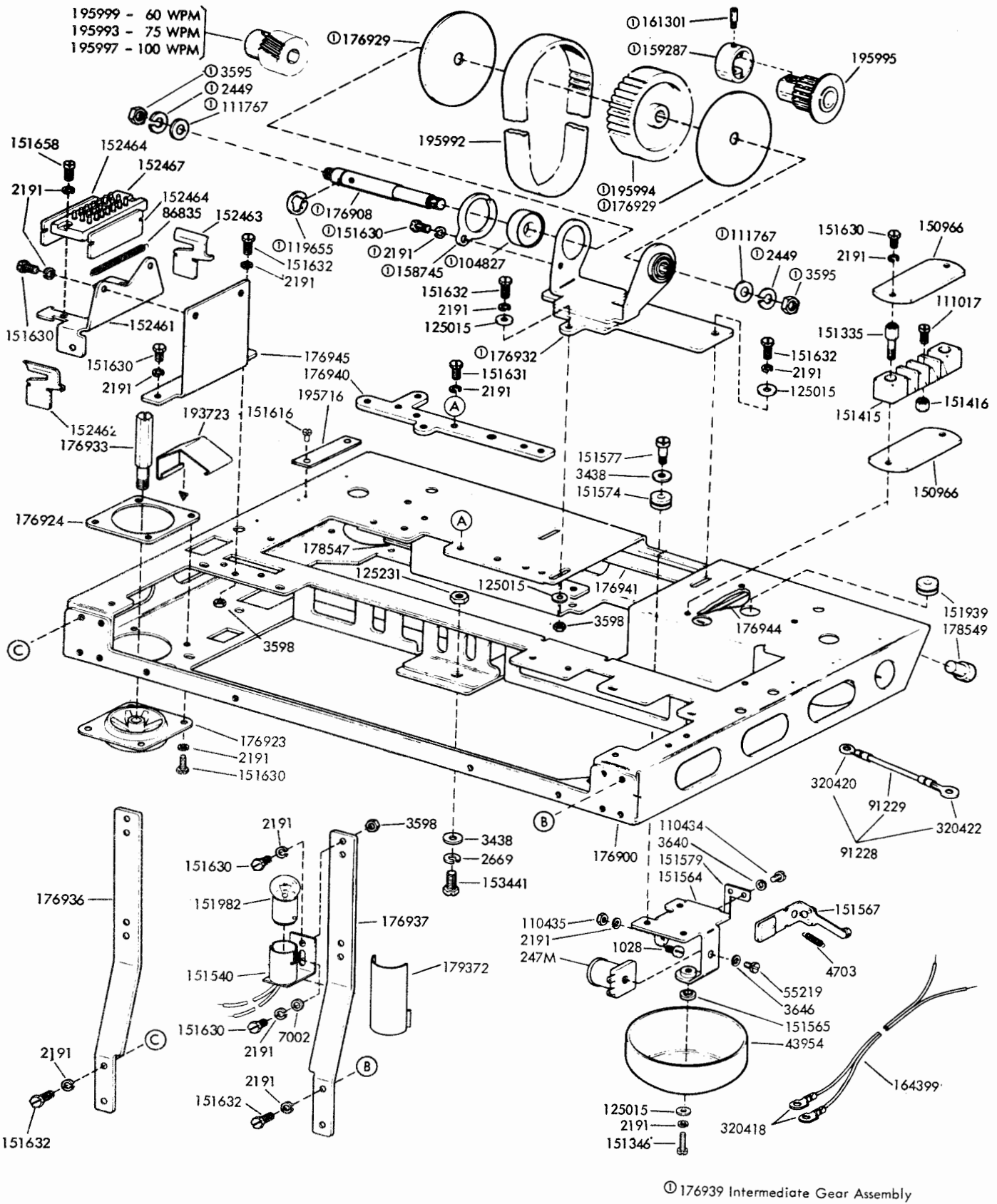
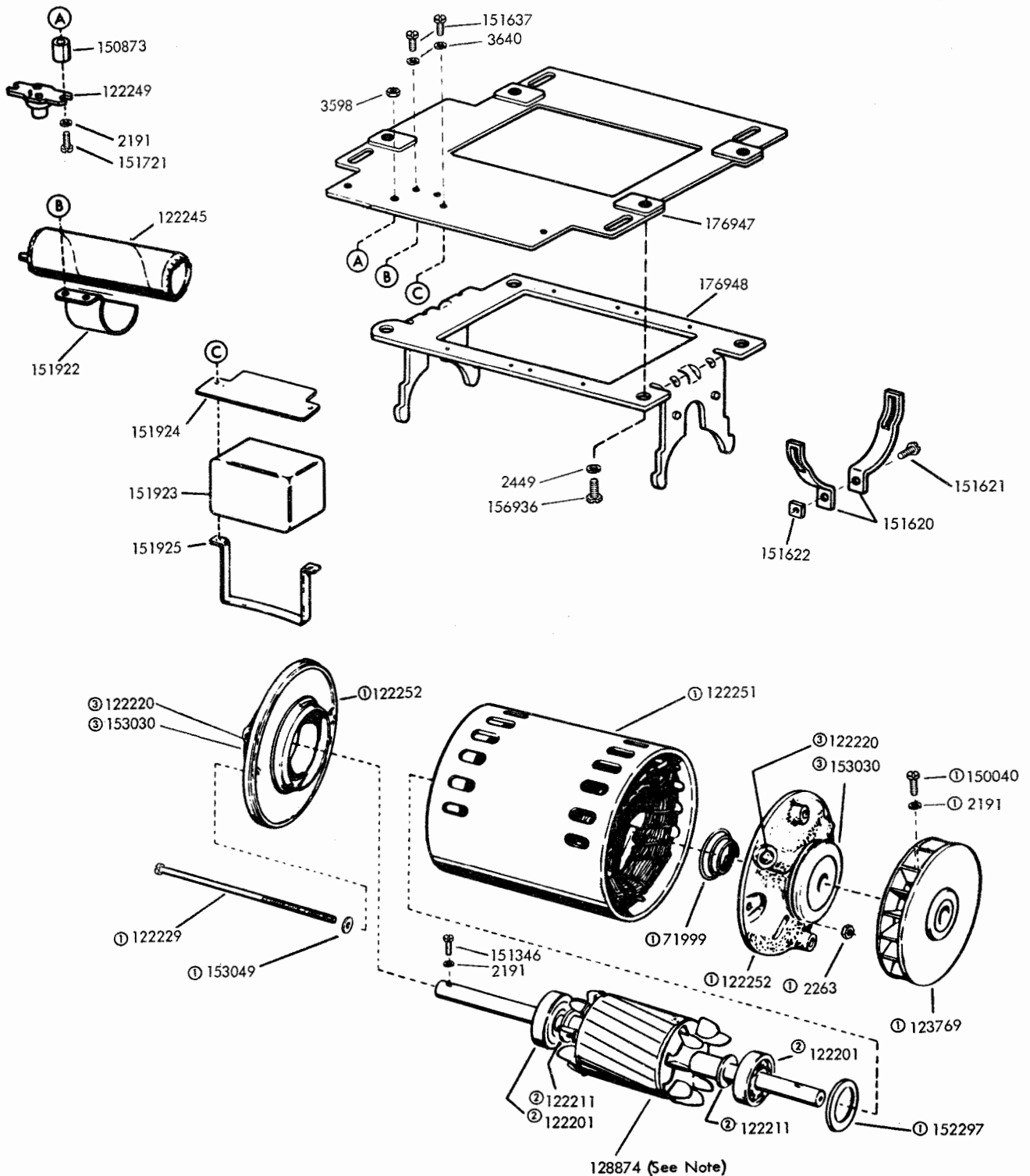


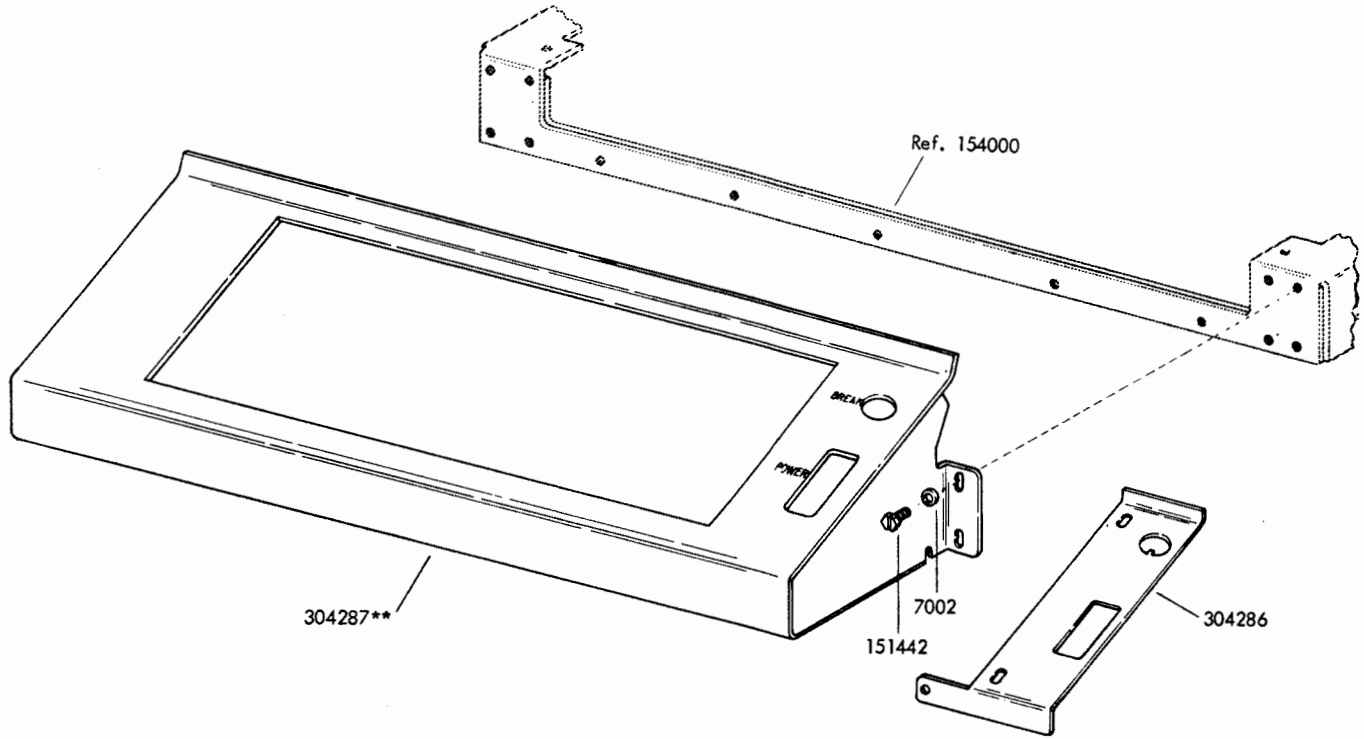
FIGURE 22. BASE (WALL MOUNTED)



NOTE: Early Design riveted Copper Bars.
Late Design Die Cast Aluminum

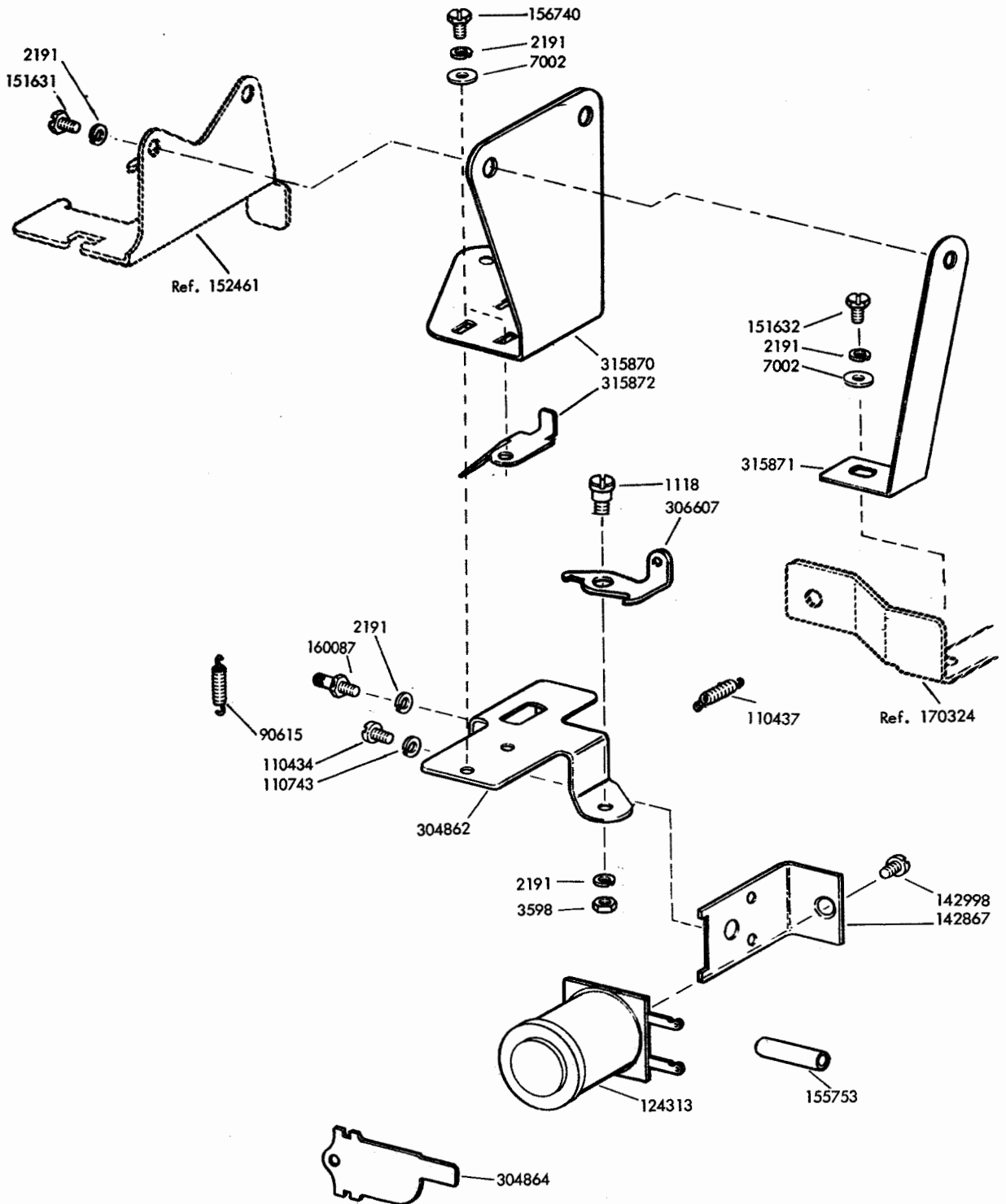
- ① 178500 Motor Assembly
- ② Supplied w/128874 Rotor Assembly
- ③ Supplied w/122252 End Shield

FIGURE 23. 178500 MOTOR ASSEMBLY AND MOUNTING COMPONENTS (WALL MOUNTED)



**Refer to page 1 for finish suffix

FIGURE 24. KEYBOARD COVER



Specification 504915

FIGURE 25. 315869 MODIFICATION KIT TO ADD ELECTRICAL KEYBOARD LOCK TO WALL MOUNTED UNIT

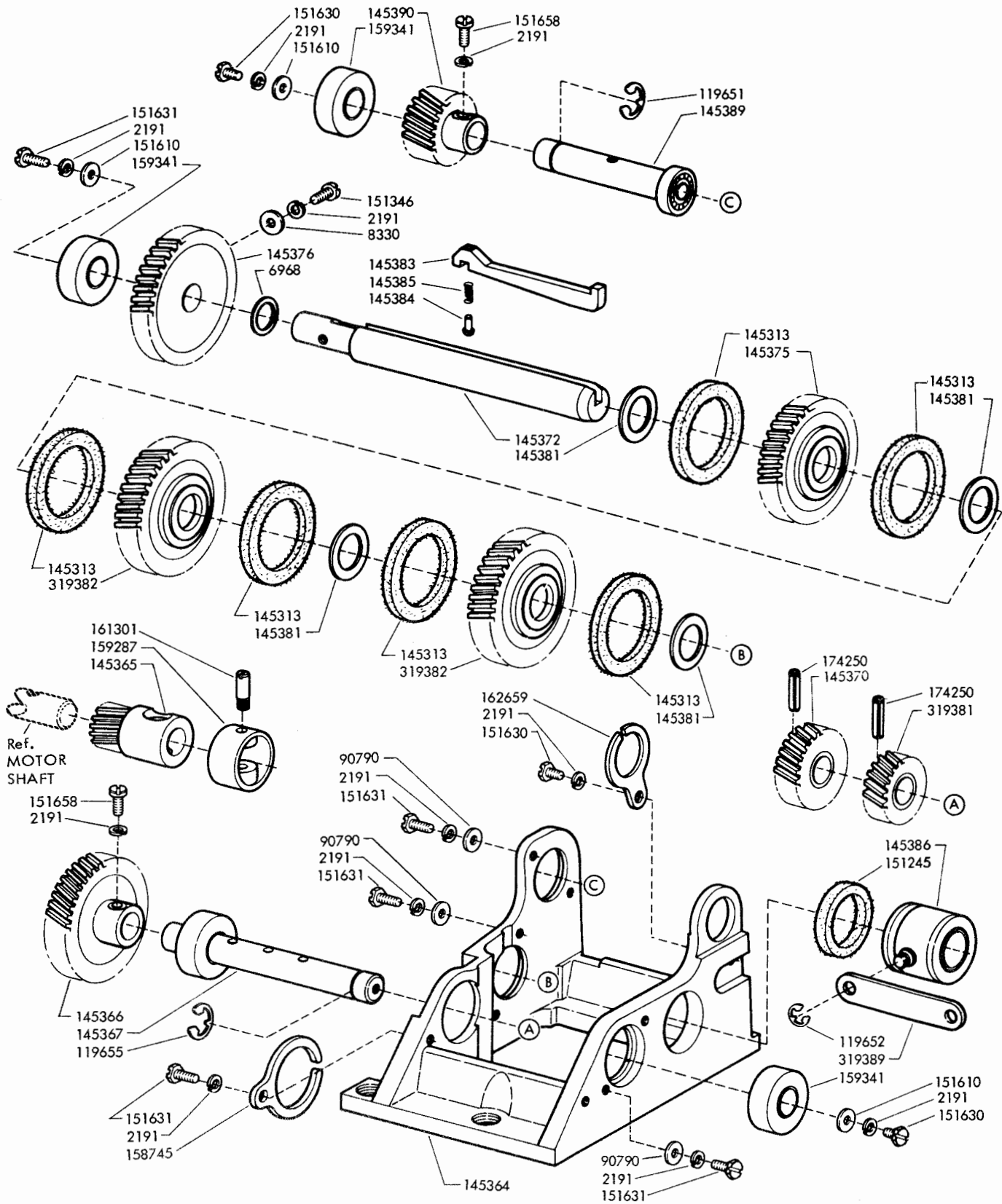


FIGURE 26. 319385 MODIFICATION KIT TO ADD TWO-SPEED GEAR SHIFT ASSEMBLY 73.3 and 110 BAUD (Rear View)

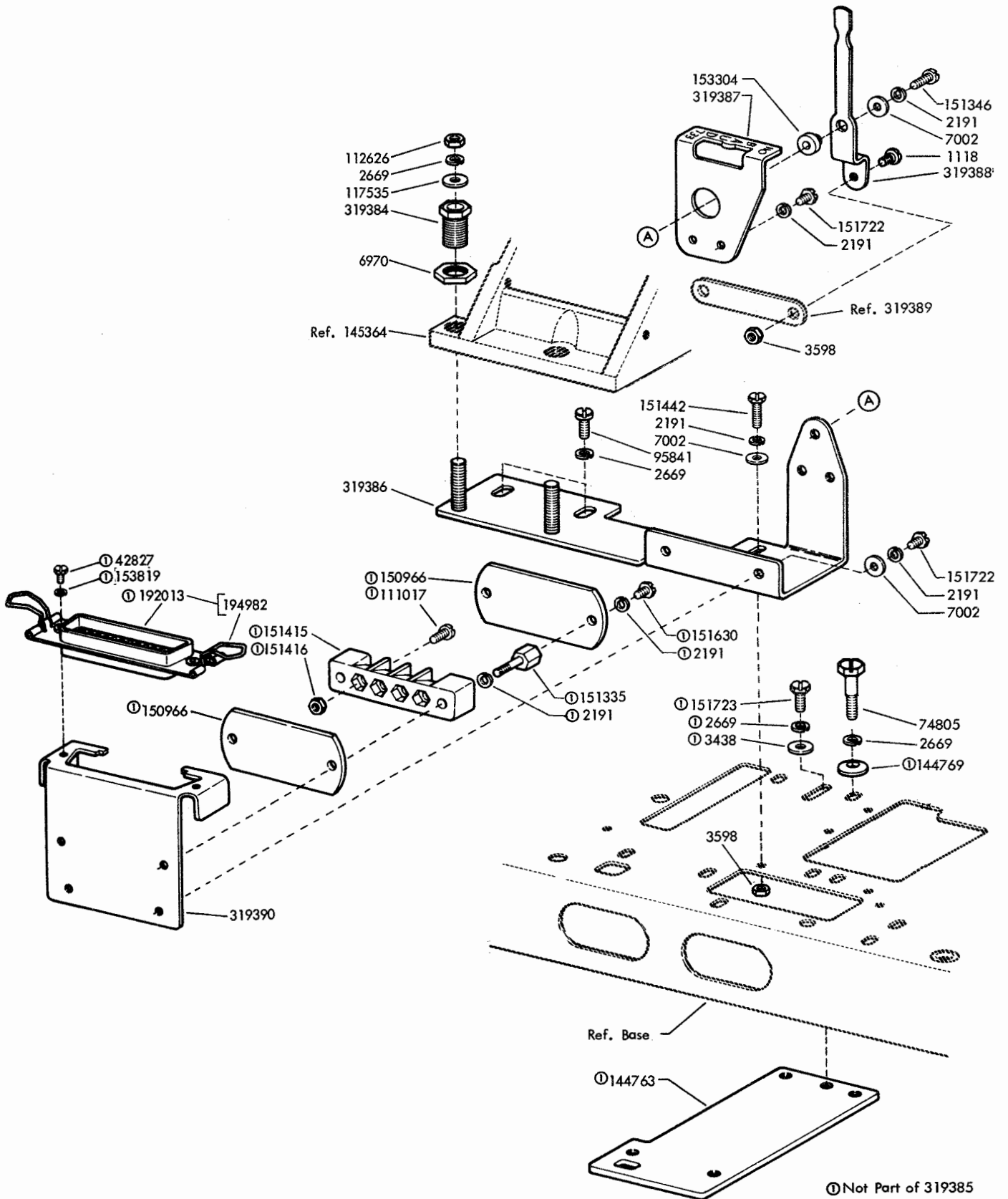


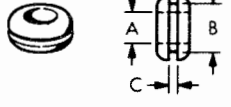


FIGURE 27. 319385 MODIFICATION KIT TO ADD TWO-SPEED GEAR SHIFT ASSEMBLY 73.3 and 110 BAUD (Rear View) - (Continued)

CABLE CLAMPS	
	
Part No.	I.D.
121242	1/8
121243	3/16
121244	1/4
121245	5/16
121246	3/8
121247	7/16
121248	1/2
121249	5/8
121250	3/4
121251	1

INSULATING SLEEVES		
		
Part No.	I.D.	Length
155750	3/32	1/2"
155751	1/8	1"
155752	5/64	1/2"
155753	1/8	1/2"
155754	1/16	1/2"
155755	11/64	5/8"

GROMMETS			
			
Part No.	A	B	C
154156	3/16	5/16	1/32

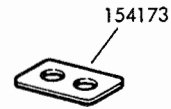
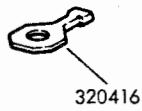
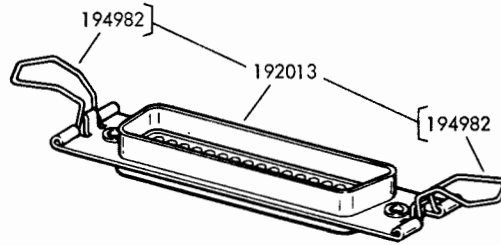
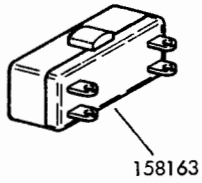
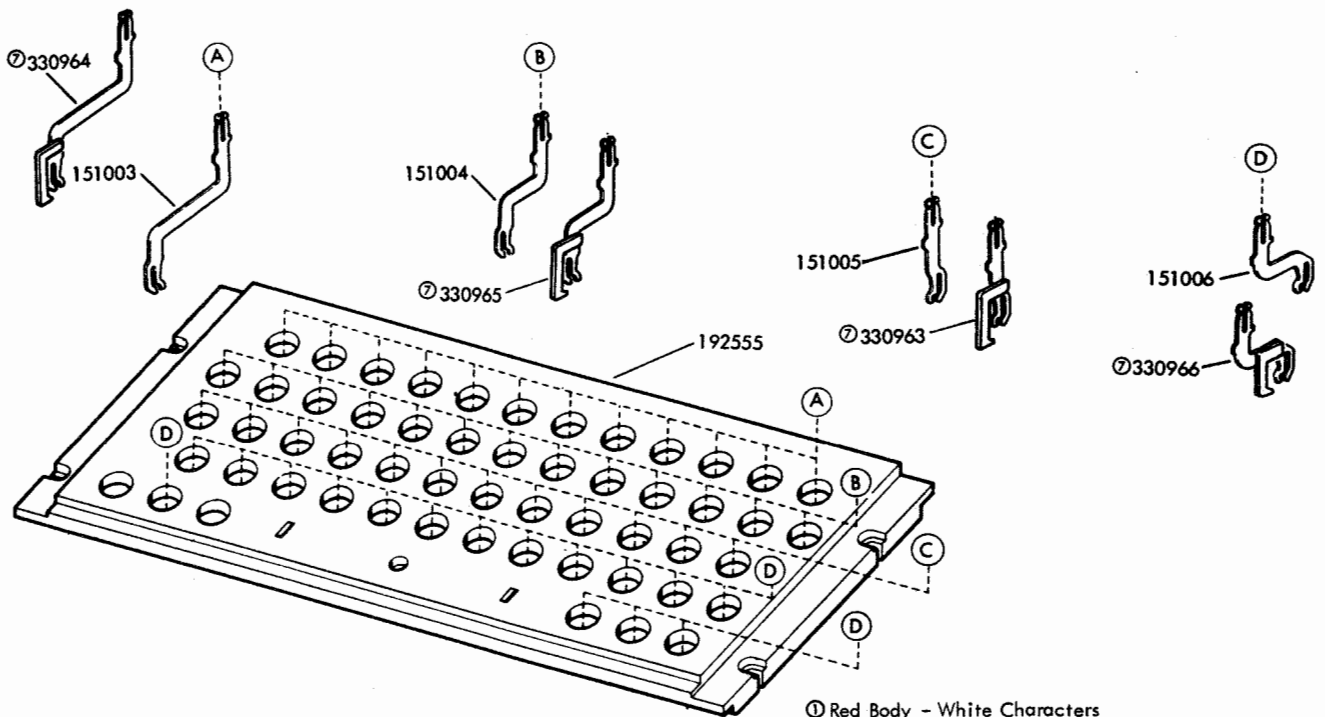


FIGURE 28. CABLE COMPONENTS



KEYTOP DESCRIPTION	PART NO.	KEYTOP DESCRIPTION	PART NO.	KEYTOP DESCRIPTION	PART NO.	KEYTOP DESCRIPTION	PART NO.
① LOC LF	151249	BELL	180341	KBD UNLK	184715	TAB TX	185091
① LOC CR	151250	TAB	180373	ERROR	184719	③ CTRL	185159
① REPT	151254	CAR RET	180380	CLR KYBD	184734	C/R EOB ⑤	185190
① LOC BSP	153280	ESC	180382	BLK	184748	⑤ TAB	185194
RUB OUT	180201	BACK SPACE	180402	FORM OUT	184819	⑤ MTAB	185195
RE TURN	180202	EOT	180440	DE LETE	184842	RUN OUT	185211
LINE FEED	180203	DIV	180441	THIN ADD	184846	BLANK FIGS	185222
HERE IS	180206	STORE	180442	SPACE EM	184847	SPACE	185223
BREAK	180207	TYPE ORD	180443	THIN SPACE	184848	NEW LINE	185227
REPT	180208	SECT	180444	SPACE EN	184849	EOM	185228
FIGS	180210	① CTRL	181253	ELEV	184858	TAPE FEED	185268
LTRS	180211	③ CTRL	181971	TAPE	184859	CNFM	194226
ALT MODE	180257	C/R EOB	183920	INT	184862		
No Characters	180299	④ No Characters	184347	SKIP	184871		



- ① Red Body - White Characters
- ② Gray Body-White Lower Case, Yellow Upper Case
- ③ Gray Body-Yellow Characters
- ④ White Body-Gray Characters
- ⑤ Red Character
- ⑥ Gray Body-Red&White Characters
- All other keytops have a gray body with white characters.
- ⑦ Part of 312994 Modification to provide Universal Keyboard Switch Mechanism, See Fig. 14. Specification 50476S.

FIGURE 29. KEYTOPS AND KEYLEVERS

KEYTOP DESCRIPTION	PART NO.	KEYTOP DESCRIPTION	PART NO.	KEYTOP DESCRIPTION	PART NO.	KEYTOP DESCRIPTION	PART NO.
A	180181	C O	185238	F %	180386	I TRAN ^③	185205
A -	180223	C ENX	185243	F <	180410	I TAB ^③	185271
A !	180391	③ C EOM	185286	F PRINT	180429		
A SOM	180427	C 4B	185293	F S	180447		
A SOA	180435			f RU	184679	J	180187
② A SOM	183891			F +	184730	J BELL	180229
④ A	184343	D EOT	180183	F ENT	184801	J ' .	180243
o	184675	D +	180255	F →	185232	J ▼	180390
a B	185059	D S	180240	F DR	185295	j	184660
(A) 10	185143	D WRU	180277			J =	185213
⑤ A SOH ^⑤	185148	D	180278			J /	185235
A SOH	185169	D EOT	180370	G BELL	180185		
A ↑	185230	D)	180409	G &L	180227		
A PA	185291	④ D	184346	G &	180242	K VT	180188
		d EOT	184678	G	180274	K (180230
		D ←	184729	G BELL	180372	K 1/2	180244
B	180194	D <	184823	G ⊙	180387	K	180280
B ?	180236	D EOT ^⑤	185170	G ▼	180394	K VT] S	180361
B 5/8	180249	D /	185231	G ‡	180411	K VT]c	180430
B EOA	180381			② G BELL	183890	K BP	180449
B ▼▼	180392			g BELL	184681	K [184664
B SOT	180434	E WRU	180173	G [184727	K !	184731
B BELL	180455	E 3	180215	G I	184824	K (VT	184803
④ B	184344	E	180259	④ G BEL ^⑤	185173	K [VT	184870
b	184683	E c	180333	G ↘	185233	K ↖	184888
B c	184827	E WRU	180369	G BELL ^⑤	185273	k	185080
B STX	184868	E [180404			k!	185090
b +	185078	E PRINT	180424			K ' .	185106
(B) YES	185144	② E WRU	183889	H	180186	K]	185126
⑥ B STX ^⑤	185166	e WRU	184663	H #L	180228	K ≤	185142
B ⊕	185240	E (184725	H STOP	180378	K [VT ^⑤	185171
B SOM	185242	E &	184745	H &	180388	K -	185214
B RESET	185292	E ENQ	185146	H (180396	K ←	185236
		E WRU ^⑤	185175	H FE	180437		
		E COND ^⑤	185200	H #	180448		
C	180192	E ENQ ^⑤	185283	h	184682	L FORM	180189
C :	180234	E 4A	185294	H BS ^⑤	185163	L)	180231
C WRU	180247			H ↓	185234	L 3/4	180245
C 1/8	180377					L	180281
C EOM	180432	F RU	180184			L FFC] =	180362
④ C	184345	F SL	180226	I TAB	180178	L \	180385
c	184677	F 1/4	180241	I 8	180220	L FF \	180431
C ETX	184867	F π	180258	I	180262	L EA	180450
(C) NO	185145	F	180273	i TAB	184672	I -	184668
C ETX ^⑤	185165	F !	180343	i	185065	L FM] ≤	184710
C *	185212	F RU	180371	I ↻	185188	L DEL	184713

- ① Red Body - White Characters
 ② Gray Body-White Lower Case, Yellow Upper Case
 ③ Gray Body-Yellow Characters
 ④ White Body-Gray Characters
 ⑤ Red Character
 ⑥ Gray Body-Red&White Characters
 All other keytops have a gray body with white characters.

FIGURE 30. KEYTOPS (Continued)

KEYTOP DESCRIPTION	PART NO.	KEYTOP DESCRIPTION	PART NO.	KEYTOP DESCRIPTION	PART NO.	KEYTOP DESCRIPTION	PART NO.
L \$	184732	N ≡	184708	P ↖	184821	S X-OFF	180182
L ' /	184744	N)	184711	P →	184834	S ▽	180224
L) FO	184802	N ♂	184738	P @	184865	S BELL	180239
L	184804	N	184866	P \	184872	S	185282
L V	184806	N :	184891	P ▸	184887	S R-C	180360
I ~	184835	N BLK	185092	P)	185125	S STOP	180428
L ♂	184873	N ^	185132	P ←	185140	S RM	180446
L &	184889	N CALL	185296	P ♂	185265	S DC-3	180458
I	185064			P DLE	180282	② S X-OFF	183892
L ≠	185127			P PL-2	185298	S X-OFF	184676
L \ FF	185149	O	180169			S e	185086
L FORM ③	185164	O ←	180179			S X-OFF ③	185174
L ~ FF ③	185172	O 9	180221	Q	180171	S DC-3	185276
L FF 54 ③	185176	O ▽	180313	Q 1	180213	S RPR	185301
L M ③	185191	O →	180326	Q BR	180355	④ S	185394
L ~	185219	O <	180358	Q START	180422		
L ↖	185237	O ;	180406	Q DC-1	180456		
L \ FF ③	185270	O ←	184673	② Q X-ON	183888	T TAPE	180175
L ≤ FFO	185272	O 7	184706	9	184659	T .5	180217
L \	194227	O ^	184735	Q (184741	T	180261
		O %	184746	Q X-ON	184869	T P-O	180357
		O @	184814	Q RLF ③	185160	T PUNCH	180426
M	180196	Ø ←	184860	Q X-ON ③	185197	t TAPE	184667
M .	180238	O -	184864	Q ADM ③	185198	T ?	184743
M <	180316	O +	184886	Q >	185215	t f	185087
M ◇	180330	O □	185089	Q DC-1	185274	T PR ③	185162
M ?	180365	O S7 ③	185177	Q 1A	185299	T TAPE ③	185168
M]	180384	O .Δ ③	185189			T BR ③	185202
M *	180417	O TRAN ③	185206			T NAL	185210
m]	184665	O PL-1	185297	R TAPE	180174	T →	185217
M ≠	184836			R 4	180216	T DC-4	185277
m	185079	P @	180180	R	180260	T T-FWD	185302
M I	185093	P O	180222	R P-OFF	180356	④ T	185395
M \$	185099	P	180263	R PUNCH	180425		
M ,	185105	P	180314	R SEP	180454		
		P ..	180327	R DC-2	180457	U	180177
		P >	180359	r TAPE	184666	U 7	180219
N ↑	180195	P Ø	180389	R)	184742	U ERROR	180312
N ,	180237	P Δ	180407	R FS ③	185161	U C	180405
N >	180250	P -	180439	R TAPE ③	185167	u .	184670
N ?	180315	P DCO	180459	R EXPR ③	185201	U %	184726
N X	180340	P 10	184658	R ≥	185216	U NA	185147
N ∇∇	180364	P Σ	184707	R DC-2 ③	185275	U RPT	185204
N 7/8	180379	P √	184714	R 8A	185300	U T-REV	185303
N]	180416	P]	184728				
n ↑	184661	P ^	184805				

- ① Red Body - White Characters
 ② Gray Body-White Lower Case, Yellow Upper Case
 ③ Gray Body-Yellow Characters
 ④ White Body-Gray Characters
 ⑤ Red Character
 ⑥ Gray Body-Red&White Characters
 All other keytops have a gray body with white characters.

FIGURE 31. KEYTOPS (Continued)

KEYTOP DESCRIPTION	PART NO.	KEYTOP DESCRIPTION	PART NO.	KEYTOP DESCRIPTION	PART NO.	KEYTOP DESCRIPTION	PART NO.
V	180193	Y	180176	1 !	180160	④ 3	184336
V ;L≠	180235	Y 6	180218	1 _	180264	3 '	184653
V 3/8	180248	Y	184669	1 1/8	180284	3	184702
V =	180276	Y DIAG	185203	1 ↖	180301	3 .	184737
V ;	180342	Y EM ⑤	185285	1 O	180320	3 ≤	184829
V ~	180415	Y T.STP	185307	1 ≠	180337	3 1/2	184874
V PRINT	180433			④ 1	184334	3 2	184877
V NT	180452			1	184651	3 3.	185053
v	184680	Z	180190	1 ≡	184700	3	185081
V "	184712	Z ∇∇L+	180232	1 °	184875	3 ^	185095
V —	184826	Z "	180246	1 DD2	184828	3 3	185112
V ∅	185239	Z +	180275	1 1.	185051	3	185180
V SYN⑥	185281	Z PR	180451	1	185069		
V 8B	185304	z	184671	1 ④	185100		
		Z \$	184800	1 1	185110	4 \$	180163
		Z SUB ⑤	185279	1 @	185120	4	180267
W	180172	Z EOR ⑤	185288	1 ≥	185141	4 1/2	180287
W 2	180214	Z 1B	185308	1 ⑤	185178	4 ■	180322
W \	180403					4 —	180348
W LEM	180423					4 EOT	180393
w	184662	FS	184815			4 v	180398
W /	184740	GS	184816	2 "	180161	④ 4	184337
W >	184861	RS	184817	2	180265	4 ,	184654
W DSCH	185199	US	184818	2 1/4	180285	4 /	184703
W ETB	185278	PF	184844	2 +	180302	4 @	184721
W SOB	185287	LD EM	184850	2 ▸	180321	4 □	184807
W ETB	185289	LR	184851	2	180344	4 √	184830
W EC7	185290	VR	184852	2 †	180346	4 £	184838
W 2A	185305	QR	184853	④ 2	184335	4 3	184878
		UR	184854	2 ÷	184652	4 4.	185054
		QL	184855	2 ∩	184701	4	185071
X	180191	QC	184856	2 :	184720	4 4	185113
X /	180233	LD EN	184857	2	184876		
X +++	180414	ENDE	185134	2 2.	185052		
X SEP	180453	FEHLER	185135	2	185082	5 %	180164
x	184674	ANRUF	185136	2 ≤	185094	5	180268
X ↑	184733	④ YES	185392	2 2	185111	5 5/8	180288
X @	184747	④ NO	185393			5 =	180304
X ?	184825					5 c/o	180323
X ∅	185218			3 7	180162	5 ≤	180338
X X	185224			3	180266	5 ∩	180349
X CAN ⑥	185280			3 3/8	180286	5 :	180399
X 2B	185306			3 —	180303	④ 5	184338
④ X	185396			3 ■	180334	5 ↖	184655
				3 ←	180347	5 '.	184722
				3 =	180397	5 u	184808

① Red Body - White Characters

② Gray Body-White Lower Case, Yellow Upper Case

③ Gray Body-Yellow Characters

④ White Body-Gray Characters

⑤ Red Character

⑥ Gray Body-Red&White Characters

All other keytops have a gray body with white characters.

FIGURE 32. KEYTOPS (Continued)

KEYTOP DESCRIPTION	PART NO.	KEYTOP DESCRIPTION	PART NO.	KEYTOP DESCRIPTION	PART NO.	KEYTOP DESCRIPTION	PART NO.
5 ~	184831	7 7	185116	<u>10</u>	185075	,	180418
5 —	184879	7 &	185122	④ <u>10</u>	185391	.	180419
5 S	185055	7 ▽	185138	<u>11</u>	185076	/	180420
<u>5</u>	185088			<u>12</u>	185077	— @	180421
5 V	185096			<u>13</u>	185084	*	180436
5 S	185114	8 (180167	<u>14</u> q	185083	+	180438
		8	180271	<u>15</u> r	185067	X	184656
		8 -	180291	<u>16</u> ø	185068	=	184657
6 &	180165	8]	180307	<u>17</u>	185061	10	184709
6	180269	8 ~	180352	<u>18</u>	185063	&	184716
6 3/4	180289	④ 8	184341	<u>19</u>	185070	>	184717
6 ←	180305	8 ⊕	184811			<	184718
6 FORM	180345	8 (184882			, E	184736
6 ^	180350	8 5/8	184897	— =	180170	, ^	184739
6 <	180400	8 ←	185057	, <	180197	=	184749
④ 6	184339	<u>8</u>	185074	, >	180198	↓ -	184813
6 ÷	184705	8 8	185117	; -	180199	^	184822
6 =	184723	8 x	185123	/ ?	180200	/ ↓	184837
6 !	184809	8	185185	: *	180205	↷	184841
6 ≥	184832			S !	180283	- +	184843
6 {	184880			; :	180294	: :	184845
6 6.	185056	9)	180168) (180295	, ,	184884
<u>6</u>	185072	9	180272	, ,	180296	÷	184885
6 ≥	185097	9 &	180292	, .	180297	≠ →	184890
6 6	185115	9 (180308	. .	180298	⌊ <	184892
6 ?	185121	9 ▽	180375	, °	180300	⌋ >	184893
6 Δ	185139	④ 9	184342	^ v	180310	[=	184894
		9 →	184812	— *	180311	■	184895
		9)	184883	, ↑	180317	— 7 8	184899
7 /	180166	9 3/4	184898	. ↓	180318	£ (oversize)	184900
7	180270	9 A	185058	* :	180324	— d	185060
7 7/8	180290	<u>9</u>	185066	— ☆	180325	g	185062
7 [180306	9 9	185118	~ ^	180328	○ c	185085
7 ≥	180339	90	185186	// ,	180331	≡ ?	185098
7 v	180351			/ .	180332	£	185101
7 BELL	180395			*	180335	°	185102
7 ✓	180401	0 ?	180293	—	180336	, -	185103
④ 7	184340	0 >	180309	([180353	:	185104
7 \	184724	ø	180374)]	180354	S =	185108
7 P	184810	ø <	180376	+ -	180363	£ *	185109
7 "	184820	ø 0	185119	, ;	180366	x	185124
7 ≡	184833	0	185187	. :	180367	, >	185128
7 /	184863	○ ←	184839	* /	180368	, <	185129
7 }	184881	□	184840	∕	180408	≥ ≤	185130
7 1/2	184896	10 /	180319	+	180412	[185131
<u>Z</u>	185073			S	180413	185133

- ① Red Body - White Characters
 - ② Gray Body-White Lower Case, Yellow Upper Case
 - ③ Gray Body-Yellow Characters
 - ④ White Body-Gray Characters
 - ⑤ Red Character
 - ⑥ Gray Body-Red&White Characters
- All other keytops have a gray body with white characters.

FIGURE 33. KEYTOPS (Continued)

KEYTOP DESCRIPTION	PART NO.	KEYTOP DESCRIPTION	PART NO.
<≡	185137		
" 2 ③	185179		
\$ 4 ③	185181		
? 5 ③	185182		
= 6 ③	185183		
▽ 7 ③	185184		
③ +	185192		
③ -	185193		
③ ⊥	185196		
(185220		
)	185221		
⊖	185225		
;	185226		
-	185229		
+	185244		
—	185245		
?	185246		
△	185247		
⊞	185248		
⊥	185249		
?	185260		
□	185261		
:	185262		
: □	185263		
• \$	185264		
/ *	185266		
% +	185267		
■	185269		

- ① Red Body - White Characters
 - ② Gray Body-White Lower Case, Yellow Upper Case
 - ③ Gray Body-Yellow Characters
 - ④ White Body-Gray Characters
 - ⑤ Red Character
 - ⑥ Gray Body-Red&White Characters
- All other keytops have a gray body with white characters.

FIGURE 34. KEYTOPS (Continued)

NUMERICAL INDEX

Part Number	Description and Page Number	Part Number	Description and Page Number	Part Number	Description and Page Number
247M	Coil, Magnet 20	42823	Washer, Flat 14	93507	Screw, 4-40 x 3/4 Hex 16
274M	Coil, Magnet 19	42827	Screw, 3-48 x 1/4 Fil 3, 4,25	95841	Screw, 10-32 x 3/8 Fil 25
1020	Screw, 6-40 x 1/4 Hex 15	43954	Bell 20	96646	Screw, 6-40 x 1-3/64 Hex 7
1028	Screw, 4-40 x 1/4 Fil 20	47024	Washer, Flat 19	97266	Plate, Clamp 17
1047	Screw, 6-40 Shoulder 6	49420	Spring 6,7,9,10	98869	Spacer 8
1118	Screw, 6-40 Shoulder 23, 25	55219	Screw, 8-32 x 3/8 Fil 20	99803	Insulator, .094" Thk 7
1164	Screw, 2-56 x 3/56 Fil 16	55669	Spring 4	100149	Stud 6
1178	Screw, 2-56 x 7/16 Fil 12	60669	Spring 19	102057	Screw, 4-40 Shoulder 4
1210	Screw, 2-56 x 5/8 Fil 4, 17	71073	Washer, Flat 12,16,17	104451	Lockwasher 19
1256	Screw, 6-40 Set 7	71999	Spring, Motor Thrust 21	104564	Washer, Flat 3
1257	Screw, 10-32 x 1-1/8 Fil 5	74728	Terminal, Contact 17	104710	Ball, Bearing 12
1293	Screw, 4-40 x 1/8 Fil 18	74755	Washer, Felt 13	104827	Bearing, Ball 20
2191	Lockwasher 3,4,5,6,7,8,9, 10,12,13,15,16,17,18,19, 20,21,23,24,25	74805	Screw, 10-32 x 3/4 Hex 13,25	108370	Washer, Felt 15
2263	Nut, 8-32 Hex 21	74962	Spring 7	110434	Screw, 4-40 x 3/16 Fil 20,23
2422	Lockwasher 4	76081	Washer, Flat 9,10	110435	Nut, 4-40 Hex 20
2449	Lockwasher 20,21	76099	Washer, Flat 13	110437	Spring 23
2669	Lockwasher 3,4,5,13,19, 20,25	76422	Spring 19	110743	Lockwasher 10,12 to 17, 18,19,23
3438	Washer, Flat 4,20,25	77039	Bushing, Insulating 9,10	111017	Screw, 6-40 x 5/16 Fil 3, 4,19,20,25
3595	Nut, 1/4-32 Hex 20	80478	Post, Spring 10	111427	Washer, Flat 5
3598	Nut, 6-40 Hex 3,5,6,7,8, 10,12,13,15,16,17,20,21, 23,25	80581	Spring 15	111767	Washer, Flat 16,20
3599	Nut, 4-40 Hex 4,7,9,10, 12,15,16,18,19	81726	Terminal 9,10	112626	Nut, 10-32 Hex 13,25
3606	Nut, 6-40 Hex 16	81731	Spring 9	112627	Nut, 2-56 Hex 12
3608	Spring 9	82249	Washer, Flat 10	112630	Spring 4
3640	Lockwasher 4,9,10,12,18, 19,20,21	82547	Insulator, .094" Thk 9, 10,16,17	115122	Washer, Felt 13,16,17
3646	Lockwasher 20	82548	Insulator, .062" Thk 9, 10,16,17	117416	Post 13
3870	Spring 4,13	82999	Spring 10	117535	Washer, Flat 5,25
4702	Spring 13	83877	Spring 10	117541	Washer, Flat 19
4703	Spring 20	85976	Washer, Flat 12	117608	Nut, Speed 8
6345	Nut, 6-32 Hex 8,19	86283	Spring 9,10,12	119648	Ring, Retaining 15
6968	Washer, Flat 24	86304	Spring 18	119649	Ring, Retaining 7,16,17
6970	Nut, 3/8-32 Hex 5,25	86742	Nut, 4-40 Hex 16	119651	Ring, Retaining 4,8,15, 16,24
7002	Washer, Flat 3,4,7,8,9, 12,13,16,18,19,20,22,23, 25	86835	Spring 20	119652	Ring, Retaining 13,19,24
7603	Spring 16	86959	Bushing, Insulating 16	119653	Ring, Retaining 6,7
8330	Washer, Flat 5,8,9,19,24	88857	Washer, Spring 5	119654	Ring, Retaining 9,10
8449	Spacer, .094" Thk 16	89486	Stiffener 16	119655	Ring, Retaining 20,24
35826	Washer, Flat 3,5,19	90054	Spring 16	120489	Spacer, .052" Thk 15
41382	Spring 10,17	90391	Washer, Felt 17	120824	Washer, Felt 14
41732	Plate, Clamp 9,10,16	90615	Spring 23	120870	Wick, Felt 15
		90679	Washer, Felt 16	121100	Spring 10
		90790	Washer, Flat 24	121242	Clamp, 1/8 ID Cable 26
		90791	Lockwasher 18	121243	Clamp, 3/16 ID Cable 26
		91026	Screw, 4-40 Shoulder 10	121244	Clamp, 1/4 ID Cable 26
		91228	Strap, 2-1/2" Braided 20	121245	Clamp, 5/16 ID Cable 26
		91229	Strap, 2" Braided 20	121246	Clamp, 3/8 ID Cable 26
		93117	Lockwasher 12,16,17	121247	Clamp, 7/16 ID Cable 26
		93118	Lockwasher 4		

NUMERICAL INDEX (Continued)

Part Number	Description and Page Number	Part Number	Description and Page Number	Part Number	Description and Page Number
121248	Clamp, 1/2 ID Cable 26	145383	Key 24	151564	Bracket 20
121249	Clamp, 5/8 ID Cable 26	145384	Pin, Guide 24	151565	Bushing, Shoulder 20
121250	Clamp, 3/4 ID Cable 26	145385	Spring, Compression 24	151567	Armature w/Clapper 20
121251	Clamp, 1 ID Cable 26	145386	Sleeve 24	151574	Grommet, Rubber 20
121473	Post 12	145389	Shaft, Idler 24	151577	Screw, 6-40 Shoulder 20
122201	Bearing, Ball 21	145390	Pinion, 25T 24	151579	Plate, Retaining 20
122211	Washer, Pull 21	148128	Washer, Flat 12	151610	Washer, Flat 24
122220	Oiler, Ball 21	150013	Disk, Adjusting 14	151616	Screw, No. 2 Self-Tapping 20
122229	Bolt, 8-32 x 4-11/16 Fil 21	150026	Lever, Shoe Release 14	151618	Screw, 6-40 x 7/16 Fil 8
122245	Capacitor, 43 to 48 MFD 21	150029	Wick, Felt 14	151620	Strap, Motor Mounting 21
122249	Switch, Thermostatic 21	150040	Screw, 6-40 x 5/8 Fil 21	151621	Screw, 6-32 x 3/4 Rd 21
122251	Stator, Motor 21	150043	Shoe, Secondary Clutch 14	151622	Screw, 6-32 x Sq 21
122252	Shield Assembly, End 21	150044	Shoe, Primary Clutch 14	151630	Screw, 6-40 x 1/4 Hex 3, 4,5,8,9,10,19,20,24,25
123769	Fan, Motor 21	150241	Spring 14	151631	Screw, 6-40 x 5/16 Hex 3, 4,5,8,12,13,20,23,24
124313	Magnet Assembly 23	150873	Collar 21	151632	Screw, 6-40 x 3/8 Hex 3, 4,5,7,8,10,18,19,20,23
125011	Washer, Flat 3,4,9,10,12, 13,17	150923	Washer, Felt 15,16	151637	Screw, 4-40 x 1/4 Fil 4, 10,21
125015	Washer, Flat 5,8,12,16,20	150966	Insulator, Terminal Block 3,4,20,25	151658	Screw, 6-40 x 5/16 Fil 20,24
125126	Screw, 2-56 x 9/32 Fil 18	150990	Washer, Felt 16	151659	Screw, 6-40 x 1/2 Fil 8
125154	Screw, 3-48 Shoulder 10	150991	Washer, Felt 9,10,13	151678	Screw, 1/4-32 Pilot 3
125231	Nut, 10-32 Hex 20	151003	Keylever 27	151685	Screw, 4-40 x 5/16 Fil 19
125250	Spring 15	151004	Keylever 27	151688	Screw, 4-40 x 5/8 Fil 9, 10
125253	Spring 9,10	151005	Keylever 27	151692	Screw, 6-40 x 3/16 Fil 6
128874	Rotor, Motor 21	151006	Keylever 27	151721	Screw, 6-40 x 3/4 Hex 21
139548	Bushing 3	151036	Screw, 4-40 Shoulder 16	151722	Screw, 6-40 x 3/16 Hex 3, 4,7,9,10,15,25
139555	Spring 6	151059	Stud 7	151723	Screw, 10-32 x 3/8 Hex 4, 5,25
142867	Yoke 23	151080	Washer, Flat 12	151724	Screw, 10-32 x 5/8 Hex 5
142998	Screw, 6-40 x 3/8 Flat 23	151113	Strip, Mounting 3,4	151728	Spring 14
144759	Spacer, .187" Thk 5	151118	Plate, Spacing 3,4	151737	Screw, 4-40 x 11/64 Hex 14
144760	Spacer, .400" Thk 5	151146	Strap, Mounting 3,4	151827	Strap, Terminal 4
144761	Shaft 5	151152	Screw, 4-40 x 3/16 Hex 9, 10,12,13,18	151843	Screw, 6-40 Adjusting 12
144763	Plate, Nut 4,25	151153	Bearing, Sleeve 14	151922	Clamp 21
144767	Plate w/Bracket, Bearing 5	151182	Washer, Insulating 18	151923	Relay, Motor Starting 21
144769	Button, Pivot 5,25	151223	Screw, 4-40 Spl 8	151924	Insulator, .031" Thk 21
144770	Gear Assembly, Intermediate 2,5	151224	Screw, 6-40 Pilot 8	151925	Clamp 21
145313	Washer, Felt 24	151233	Spacer, .065" Thk 4	151939	Grommet, Rubber 20
145321	Tie, Cable 19	151245	Washer, Felt 24	151982	Lamp, 6V Incandescent 20
145364	Bracket w/Bearing 24,25	151249	Keytop 27	152045	Guard, Gear 3
145365	Pinion, 20T 24	151250	Keytop 27	152129	Spring 19
145366	Gear, 56T 24	151254	Keytop 27	152297	Washer, Bearing 21
145367	Shaft, Drive 24	151335	Stud 3,4,20,25	152461	Bracket 20,23
145370	Gear, 42T 24	151346	Screw, 6-40 x 3/8 Fil 20, 21,24,25		
145372	Shaft 24	151354	Screw, 2-56 x 15/32 Fil 4		
145375	Gear, 63T 24	151415	Block, Terminal 3,4,20,25		
145376	Gear, 48T 24	151416	Nut, 6-40 Hex 3,4,20,25		
145381	Washer, Thrust 24	151442	Screw, 6-40 x 1/2 Hex 5, 13,22,25		
		151540	Lampholder 20		

NUMERICAL INDEX (Continued)

Part Number	Description and Page Number	Part Number	Description and Page Number	Part Number	Description and Page Number
152462	Latch, Right 20	154083	Spacer, Cam 14	155752	Sleeve 5/64 ID x 1/2" Lg Insulating 26
152463	Latch, Left 20	154084	Bearing, Needle 16	155753	Sleeve, 1/8 ID x 1/2" Lg Insulating 23,26
152464	Insulator, .062" Thk 20	154087	Plate, Nut 3	155754	Sleeve, 1/16 ID x 1/2" Lg Insulating 26
152467	Connector, 20 Pt Plug 20	154088	Plate, Nut 4	155755	Sleeve, 11/64 ID x 5/8" Lg Insulating 19,26
152818	Lever, Left Detent 7	154089	Post, Spring 16	155954	Switch, Sensitive 4
152893	Screw, 4-40 x 1/4 Hex 12	154091	Guide, Non, Repeat Lever 16	155994	Insulator, .015" Thk 4
153030	Mount, Vibration 21	154092	Shaft 6,7	156503	Wick, Felt 14
153049	Washer, Insulating 21	154094	Clamp 13	156509	Washer, Flat 15
153109	Lever, Function 6	154095	Eccentric, Contact Box 18	156516	Latch 15
153280	Keytop 27	154096	Bushing, Eccentric 13	156574	Post, Spring 12
153304	Bushing, Shoulder 25	154099	Bail, LOC-CR Function 6,7	156630	Washer, Felt 15
153441	Screw, 10-32 x 7/16 Hex 3,19,20	154101	Plate, Rear 13	156632	Screw, 6-40 x 13/32 Hex 5
153538	Screw, 6-40 x 6/16 Hex 19	154105	Post, Transfer Bail 15	156644	Link, Drive 18
153631	Network, Spark Suppression 19	154109	Plunger 4	156663	Bushing, Insulating 18
153817	Screw, 4-40 x 3/8 Hex 3, 12,18	154115	Plate, Guide 4	156740	Screw, 6-40 x 7/32 Hex 12,19,23
153819	Lockwasher 4,25	154120	Lever, Code Bar 9,10	156936	Screw, 1/4-32 x 5/16 Hex 21
153839	Screw, 6-40 x 5/8 Hex 19	154125	Spring 9,10	158163	Switch, Sensitive 4,26
153841	Screw, 6-40 x 9/16 Hex 3, 8,13	154126	Bracket 7	158164	Lever w/Hub 4
154000	Base 3,4,6,7,22	154127	Nut, 6-40 Hex 16	158231	Contact Assembly 7
154008	Guide, Code Bar 9	154130	Box, Contact 18	158254	Bail Assembly, Function 2,6
154009	Plate, Front 15	154131	Cover, Contact 18	158268	Latch w/Hub 16
154010	Bail, Transfer 15	154138	Washer, Felt 14	158275	Plate, Clamp 7
154013	Bracket, Spring 9,10	154156	Grommet, Rubber 26	158277	Screw, 3-48 x 1 Rd 7
154015	Post 16	154164	Frame Assembly 13	158745	Clamp, Bearing 5,20,24
154019	Follower, Eccentric 14	154166	Suppressor, Arc 18	158816	Spring, Contact 9,10
154021	Link 8	154167	Detent Assembly 15	158828	Bushing, Mounting 5
154027	Bellcrank 16	154173	Plate 26	158907	Spring 15
154029	Wick, Felt 14	154189	Insulator 18	159284	Pinion, 20T 5
154030	Shaft, Signal Generator 14	154191	Spring 10,16	159285	Gear, 84T 5
154032	Sleeve, Gear 14	154193	Plate 7	159287	Retainer, Pinion 5,20,24
154033	Lever, Clutch Latch 13	154199	Shim, .005" Thk 4	159327	Washer, Flat 16
154034	Lever, Clutch Stop 13	154201	Shim, .014" Thk 4	159328	Bearing Assemby 16
154036	Plate, Detent 15	154208	Bracket, Switch 4	159334	Washer, Insulating 10,16
154046	Stud 13	154215	Spring 16	159341	Bearing, Ball 5,24
154047	Post, Spring 15	154217	Wick, Feather 15	160087	Post, Spring 23
154051	Screw, 6-40 Shoulder 16	154227	Bracket, Support 7	160090	Lever, Transfer 15
154053	Bail, Clutch Trip 13	154236	Lever, Latch 13	160593	Terminal 16
154056	Bracket, Contact Box 18	154238	Extension 12	161295	Gear Set, 100 WPM 5
154059	Bracket, Function Bail 6	154239	Extension w/Post 12	161301	Post 5,20,24
154066	Lever, LOC-LF 6,7	154240	Bail, Code Bar 16	161346	Washer, Felt 15
154071	Screw, 1/4-32 Pilot 9,10	154241	Stud 16	162333	Stud, Locating 6,7
154072	Bracket, Stop 9,10	154386	Plate, Adjusting 16	162659	Retainer 24
154076	Plate, Nut 3	154694	Disk, Clutch Cam 14	162883	Cover, Insulating 7
154079	Stud 16	155046	Screw, 4-40 x 15/32 Hex 17		
154080	Lock, Wedge 12	155750	Sleeve, 3/32 ID x 1/2" Lg Insulating 26		
		155751	Sleeve, 1/8 ID x 1" Lg Insulating 26		

NUMERICAL INDEX (Continued)

Part Number	Description and Page Number	Part Number	Description and Page Number	Part Number	Description and Page Number
163440	Gear, 48T 5	176752	Ring, Retaining 19	180173	Keytop 28
164399	Cable w/Terminals 20	176900	Base 20	180174	Keytop 29
164419	Plate, Nut 19	176908	Shaft 20	180175	Keytop 29
165261	Screw, 4-40 x 3/8 Oval 8	176923	Plate, Vibration 20	180176	Keytop 30
170324	Bracket, Front 9,23	176924	Plate, Nut 20	180177	Keytop 29
170332	Bail Assembly, Universal 2,12	176929	Retainer, Belt 20	180178	Keytop 28
170340	Bail Assembly, Function 2,7	176932	Plate, Upper Bearing 20	180179	Keytop 29
170361	Bar, Clutch Trip 9,10,11	176933	Stud 20	180180	Keytop 29
170363	Bracket, Left 9,10	176936	Bracket, Left 20	180181	Keytop 28
170364	Bracket, Right 9,10	176937	Bracket, Right 20	180182	Keytop 29
170365	Guide, Code Lever 9,10	176939	Gear Assembly, Intermediate 20	180183	Keytop 28
170368	Shaft 9,10	176940	Plate, Nut 20	180184	Keytop 28
170369	Bracket, Support 9	176941	Plate, Nut 20	180185	Keytop 28
170370	Lever, Function 9,10	176944	Plate, Nut 20	180186	Keytop 28
170371	Lever, Function 9,10	176945	Bracket, Connector 20	180187	Keytop 28
170372	Bail, Universal 12	176947	Plate w/Pads 21	180188	Keytop 28
170373	Blade, Rear 12	176948	Bracket w/Cradle, Motor 21	180189	Keytop 28
170374	Blade, Front 12	178142	Camsleeve 14	180190	Keytop 30
170375	Lever, Auxiliary 9,10	178144	Contact Assembly 9,10	180191	Keytop 30
170379	Retainer, Ball 12	178145	Bracket, Switch 9,10	180192	Keytop 28
170380	Retainer, Wedge 12	178146	Guard 9,10	180193	Keytop 30
170385	Frame w/Bushing 13	178147	Spring, Contact 9,10	180194	Keytop 28
170386	Guide, Transfer Lever 15	178149	Motor, 115V AC Synchronous 2,21	180195	Keytop 29
170388	Post, Guide 15	178500	Motor, 115V AC Synchronous 2,21	180196	Keytop 29
170390	Bail, Locking 15	178536	Window, Plastic 8	180197	Keytop 31
170391	Guide, Transfer Lever 15	178537	Tissue 8	180198	Keytop 31
170392	Lever, Non-Repeat 16	178538	Label, Blank 8	180199	Keytop 31
170395	Bracket, Function Bail 7	178539	Paper, White Carbon 8	180200	Keytop 31
170396	Bail, L.B.S. 16	178540	Label, Instruction 8	180201	Keytop 27
170397	Bail, L.C.R. 7	178541	Label Set 8	180202	Keytop 27
170398	Lever, L.L.F. 7	178547	Plate, 10-32 Nut 20	180203	Keytop 27
170406	Bracket, Left Space Bar 8	178549	Bumper, Rubber 20	180205	Keytop 31
170407	Bracket, Right Space Bar 8	178714	Switch, Rocker Type 8	180206	Keytop 27
170409	Bail, Space Bar 8	179372	Shield, Light 20	180207	Keytop 27
170414	Lever, Function 9,10	179639	Contact Assembly 18	180208	Keytop 27
170418	Bracket 4	180160	Keytop 30	180210	Keytop 27
171688	Bushing, .265" Thk 17	180161	Keytop 30	180211	Keytop 27
173096	Stud, Eccentric 16	180162	Keytop 30	180213	Keytop 29
173715	Terminal, Plug Type 26	180163	Keytop 30	180214	Keytop 30
173974	Screw, 10-32 x 5/16 Hex 19	180164	Keytop 30	180215	Keytop 28
174250	Pin, Roll 5,24	180165	Keytop 31	180216	Keytop 29
176339	Post, Stop 16	180166	Keytop 31	180217	Keytop 29
176352	Box Assembly, Contact 2, 18	180167	Keytop 31	180218	Keytop 30
176354	Sleeve 15	180168	Keytop 31	180219	Keytop 29
176663	Link 4	180169	Keytop 29	180220	Keytop 28
		180170	Keytop 31	180221	Keytop 29
		180171	Keytop 29	180222	Keytop 29
		180172	Keytop 30	180223	Keytop 28
				180224	Keytop 29
				180226	Keytop 28

NUMERICAL INDEX (Continued)

Part Number	Description and Page Number	Part Number	Description and Page Number	Part Number	Description and Page Number
180227	Keytop 28	180289		180360	Keytop 29
180228	Keytop 28	thru		180361	Keytop 28
180229	Keytop 28	180298	Keytop 31	180362	Keytop 28
180230	Keytop 28	180299	Keytop 27	180363	Keytop 31
180231	Keytop 28	180300	Keytop 31	180364	Keytop 29
180232	Keytop 30	180301		180365	Keytop 29
180233	Keytop 30	thru		180366	Keytop 31
180234	Keytop 28	180304	Keytop 30	180367	Keytop 31
180235	Keytop 30	180305		180368	Keytop 31
180236	Keytop 28	thru		180369	
180237	Keytop 29	180311	Keytop 31	thru	
180238	Keytop 29	180312		180372	Keytop 28
180239	Keytop 29	thru		180373	Keytop 27
180240		180316	Keytop 29	180374	Keytop 31
thru		180317		180375	Keytop 31
180245	Keytop 28	thru		180376	Keytop 31
180246	Keytop 30	180319	Keytop 31	180377	Keytop 28
180247	Keytop 28	180320		180378	Keytop 28
180248	Keytop 30	thru		180379	Keytop 29
180249	Keytop 28	180323	Keytop 30	180380	Keytop 27
180250	Keytop 29	180324	Keytop 31	180381	Keytop 28
180255	Keytop 28	180325	Keytop 31	180382	Keytop 27
180257	Keytop 27	180326	Keytop 29	180384	Keytop 29
180258	Keytop 28	180327	Keytop 29	180385	
180259	Keytop 28	180328	Keytop 31	thru	
180260	Keytop 29	180330	Keytop 29	180388	Keytop 28
180261	Keytop 29	180331	Keytop 31	180389	Keytop 29
180262	Keytop 28	180332	Keytop 31	180390	
180263	Keytop 29	180333	Keytop 28	thru	
180264	Keytop 30	180334	Keytop 30	180392	Keytop 28
180265	Keytop 30	180335	Keytop 31	180389	Keytop 29
180266	Keytop 30	180336	Keytop 31	180393	Keytop 30
180267	Keytop 30	180337	Keytop 30	180394	Keytop 28
180268	Keytop 30	180338	Keytop 30	180395	Keytop 31
180269		180339	Keytop 31	180396	Keytop 28
thru		180340	Keytop 29	180397	Keytop 30
180272	Keytop 31	180341	Keytop 27	180398	Keytop 30
180273	Keytop 28	180342	Keytop 30	180399	Keytop 30
180274	Keytop 28	180343	Keytop 28	180400	Keytop 31
180275	Keytop 30	180344	Keytop 28,30	180401	Keytop 31
180276	Keytop 30	180345	Keytop 31	180402	Keytop 27
180277	Keytop 28	180346		180403	Keytop 30
180278	Keytop 28	thru		180404	Keytop 28
180280	Keytop 28	180349	Keytop 30	180405	Keytop 29
180281	Keytop 28	180350		180406	Keytop 29
180282	Keytop 29	thru		180407	Keytop 29
180283	Keytop 31	180354	Keytop 31	180408	Keytop 31
180284		180355		180409	Keytop 28
thru		thru		180410	Keytop 28
180288	Keytop 30	180359	Keytop 29	180411	Keytop 28

NUMERICAL INDEX (Continued)

Part Number	Description and Page Number	Part Number	Description and Page Number	Part Number	Description and Page Number
180412	Keytop 31	180854	Brace 19	184675	Keytop 28
180413	Keytop 31	180858	Contact, Wire 19	184676	Keytop 29
180414	Keytop 30	180904	Tab, Terminal 4	184677	Keytop 28
180415	Keytop 30	180979	Brush, Carbon 19	184678	Keytop 28
180416	Keytop 29	180980	Holder, Brush 19	184679	Keytop 28
180417	Keytop 29	180987	Disk, 8 Lever 19	184680	Keytop 30
180418		180992	Spring, Torsion 19	184681	Keytop 28
thru		181253	Keytop 27	184682	Keytop 28
180421	Keytop 31	181971	Keytop 27	184683	Keytop 28
180422	Keytop 29	182648	Connector, 12 Pt	184700	
180423	Keytop 30		Receptacle Type 19	thru	
180424	Keytop 28	183888	Keytop 29	184703	Keytop 30
180425	Keytop 29	183889	Keytop 28	184705	Keytop 31
180426	Keytop 29	183890	Keytop 28	184706	Keytop 29
180427	Keytop 28	183891	Keytop 28	184707	Keytop 29
180428	Keytop 29	183892	Keytop 29	184708	Keytop 29
180429		183920	Keytop 27	184709	Keytop 31
thru		184334		184710	Keytop 28
180432	Keytop 28	thru		184711	Keytop 29
180433	Keytop 30	184338	Keytop 30	184712	Keytop 30
180434	Keytop 28	184339		184713	Keytop 28
180435	Keytop 28	thru		184714	Keytop 29
180436	Keytop 31	184342	Keytop 31	184715	Keytop 27
180437	Keytop 28	184343	Keytop 28	184716	
180438	Keytop 31	184344	Keytop 28	thru	
180439	Keytop 29	184345	Keytop 28	184718	Keytop 31
180440		184346	Keytop 28	184719	Keytop 27
thru		184347	Keytop 27	184720	Keytop 30
180444	Keytop 27	184651		184721	Keytop 30
180446	Keytop 29	thru		184722	Keytop 30
180447	Keytop 28	184655	Keytop 30	184723	Keytop 31
180448	Keytop 28	184656	Keytop 31	184724	Keytop 31
180449	Keytop 28	184657	Keytop 31	184725	Keytop 28
180450	Keytop 28	184658	Keytop 29	184726	Keytop 29
180451	Keytop 30	184659	Keytop 29	184727	Keytop 28
180452	Keytop 30	184660	Keytop 28	184728	Keytop 29
180453	Keytop 30	184661	Keytop 29	184729	Keytop 28
180454	Keytop 29	184662	Keytop 30	184730	Keytop 28
180455	Keytop 28	184663	Keytop 28	184731	Keytop 28
180456		184664	Keytop 28	184732	Keytop 29
thru		185665	Keytop 29	184733	Keytop 30
180459	Keytop 29	184666	Keytop 29	184734	Keytop 27
180675	Screw, No. 6 Self-Tapping 4	184667	Keytop 29	184735	Keytop 29
180823	Block, Contact 19	184668	Keytop 28	184736	Keytop 31
180824	Contact, Common 19	184669	Keytop 30	184737	Keytop 30
180826	Lever, Detent 19	184670	Keytop 29	184738	Keytop 29
180827	Drum, Answer Back 19	184671	Keytop 30	184739	Keytop 31
180828	Pawl, Feed 19	184672	Keytop 28	184740	Keytop 30
180842	Spacer, .050" Thk 19	184673	Keytop 29	184741	
		184674	Keytop 30	thru	
				184744	Keytop 29

NUMERICAL INDEX (Continued)

Part Number	Description and Page Number	Part Number	Description and Page Number	Part Number	Description and Page Number
184745	Keytop 28	184846		185066	
184746	Keytop 29	thru		thru	
184747	Keytop 30	184849	Keytop 27	185068	Keytop 31
184748	Keytop 27	184850		185069	Keytop 30
184749	Keytop 31	thru		185070	Keytop 31
184800	Keytop 30	184857	Keytop 30	185071	Keytop 30
184801	Keytop 28	184858	Keytop 27	185072	
184802	Keytop 29	184859	Keytop 27	thru	
184803	Keytop 28	184860	Keytop 29	185077	Keytop 31
184804	Keytop 29	184861	Keytop 30	185078	Keytop 28
184805	Keytop 29	184862	Keytop 27	185079	Keytop 29
184806	Keytop 29	184863	Keytop 31	185080	Keytop 28
184807	Keytop 30	184864	Keytop 29	185081	Keytop 30
184808	Keytop 30	184865	Keytop 29	185082	Keytop 30
184809	Keytop 31	184866	Keytop 29	185083	
184810		184867	Keytop 28	thru	
thru		184868	Keytop 28	185085	Keytop 31
184813	Keytop 31	184869	Keytop 29	185086	Keytop 29
184814	Keytop 29	184870	Keytop 28	185087	Keytop 29
184815		184871	Keytop 27	185088	Keytop 31
thru		184872	Keytop 29	185089	Keytop 29
184818	Keytop 30	184873	Keytop 29	185090	Keytop 28
184819	Keytop 27	184874		185091	Keytop 27
184820	Keytop 31	thru		185092	Keytop 29
184821	Keytop 29	184878	Keytop 30	185093	Keytop 29
184822	Keytop 31	184879		185094	Keytop 30
184823	Keytop 28	thru		185095	Keytop 30
184824	Keytop 28	184885	Keytop 31	185096	
184825	Keytop 30	184886	Keytop 29	thru	
184826	Keytop 30	184887	Keytop 29	185098	Keytop 31
184827	Keytop 28	184888	Keytop 28	185099	Keytop 29
184828	Keytop 30	184889	Keytop 29	185100	Keytop 30
184829	Keytop 30	184890	Keytop 31	185101	
184830	Keytop 30	184891	Keytop 29	thru	
184831		184892		185104	Keytop 31
thru		thru		185105	Keytop 29
184833	Keytop 31	184900	Keytop 31	185106	Keytop 28
184834	Keytop 29	185051		185108	Keytop 31
184835	Keytop 29	thru		185109	Keytop 31
184836	Keytop 29	185054	Keytop 30	185110	
184837	Keytop 31	185055		thru	
184838	Keytop 30	thru		185113	Keytop 30
184839		185058	Keytop 31	185114	
thru		185059	Keytop 28	thru	
184841	Keytop 31	185060		185119	Keytop 31
184842	Keytop 27	thru		185120	Keytop 30
184843	Keytop 31	185063	Keytop 31	185121	
184844	Keytop 30	185064	Keytop 29	thru	
184845	Keytop 31	185065	Keytop 28	185124	Keytop 31
				185125	Keytop 29

NUMERICAL INDEX (Continued)

Part Number	Description and Page Number	Part Number	Description and Page Number	Part Number	Description and Page Number
185126	Keytop 28	185189	Keytop 29	185260	
185127	Keytop 29	185190	Keytop 27	thru	
185128		185191	Keytop 29	185264	Keytop 32
thru		185192	Keytop 32	185265	Keytop 29
185131	Keytop 31	185193	Keytop 32	185266	Keytop 32
185132	Keytop 29	185194	Keytop 27	185267	Keytop 32
185133	Keytop 31	185195	Keytop 27	185268	Keytop 27
185134	Keytop 30	185196	Keytop 32	185269	Keytop 32
185135	Keytop 30	185197	Keytop 29	185270	Keytop 29
185136	Keytop 30	185198	Keytop 29	185271	Keytop 28
185137	Keytop 32	185199	Keytop 30	185272	Keytop 29
185138	Keytop 31	185200	Keytop 28	185273	Keytop 28
185139	Keytop 31	185201	Keytop 29	185274	
185140	Keytop 29	185202	Keytop 29	thru	
185141	Keytop 30	185203	Keytop 30	185277	Keytop 29
185142		185204	Keytop 29	185278	
thru		185205	Keytop 28	thru	
185146	Keytop 28	185206	Keytop 29	185281	Keytop 30
185147	Keytop 29	185210	Keytop 29	185282	Keytop 29
185148	Keytop 28	185211	Keytop 27	185283	Keytop 28
185149	Keytop 29	185212	Keytop 28	185285	Keytop 30
185159	Keytop 27	185213	Keytop 28	185286	Keytop 28
185160	Keytop 29	185214	Keytop 28	185287	
185161	Keytop 29	185215	Keytop 29	thru	
185162	Keytop 29	185216	Keytop 29	185290	Keytop 30
185163	Keytop 28	185217	Keytop 29	185291	
185164	Keytop 29	185218	Keytop 30	thru	
185165	Keytop 28	185219	Keytop 29	185295	Keytop 28
185166	Keytop 28	185220	Keytop 32	185296	
185167	Keytop 29	185221	Keytop 32	thru	
185168	Keytop 29	185222	Keytop 27	185303	Keytop 29
185169	Keytop 28	185223	Keytop 27	185304	
185170	Keytop 28	185224	Keytop 30	thru	
185171	Keytop 28	185225	Keytop 32	185308	Keytop 30
185172	Keytop 29	185226	Keytop 32	185391	Keytop 31
185173	Keytop 28	185227	Keytop 27	185392	Keytop 30
185174	Keytop 29	185228	Keytop 27	185393	Keytop 30
185175	Keytop 28	185229	Keytop 32	185394	Keytop 29
185176	Keytop 29	185230		185395	Keytop 29
185177	Keytop 29	thru		185396	Keytop 30
185178	Keytop 30	185236	Keytop 28	192013	Connector, 50 Pt Plug Type 25,26
185179	Keytop 32	185237	Keytop 29	192020	Bracket, Mounting 19
185180	Keytop 30	185238	Keytop 28	192021	Plate, Left Nut 3
185181		185239	Keytop 30	192022	Gear, 90T 19
thru		185240	Keytop 28	192025	Washer, Flat 19
185184	Keytop 32	185242	Keytop 28	192026	Hub, Gear 5
185185		185243	Keytop 28	192027	Spacer, Disk 19
thru		185244		192028	Bushing, Shoulder 19
185187	Keytop 31	thru		192029	Shaft, Main 19
185188	Keytop 28	185249	Keytop 32		

NUMERICAL INDEX (Continued)

Part Number	Description and Page Number	Part Number	Description and Page Number	Part Number	Description and Page Number
192030	Bearing 19	192550	Bar Assembly, Ball Lock 12	197015	Bracket, Mounting 7
192031	Shaft 5	192552	Channel, Ball 12	197016	Insulator, .020" Thk 3
192032	Plate, Right Nut 3	192553	Bracket, Left Mounting 8	197017	Latch, Lock 10
192034	Bearing, Clutch 19	192554	Bracket, Right Mounting 8,12	197018	Lever, Keyboard Lock 7
192035	Lever, Clutch Release 19	192555	Plate, Keytop Guide 8,27	197019	Box Assembly, Contact 2, 18
192036	Drum, Shaft 19	192556	Frame 8	197056	Clip 15
192037	Spring, Right Clutch 19	192557	Grommet, Rubber 8	198236	Post 16,17
192038	Lever, Stop 19	192558	Bar, CR Code 9,10,11	198237	Follower, Cam 16
192039	Cam, Feed 19	192559	Bar, Counter Code 9,10,11	198501	Spring, Lock 4
192040	Bearing 19	192579	Bushing, Shoulder 9,10	198530	Plate, Spring 10
192041	Bracket, Feed Lever 19	192589	Post, Stop 16	198531	Plate, Blocking 10
192042	Shaft 19	192595	Post, Eccentric 16	198533	Plate, Blocking 10
192043	Bail, Feed 19	192596	Follower, Cam 16	198534	Arm w/Roller 10
192044	Screw, 4-40 Shoulder 19	192597	Bracket 16	198535	Post 10
192045	Spring, Feed Pawl 19	192604	Stud 16	198536	Bar, Shift Lock 10,11
192046	Gear Assembly, Intermediate 2,5	192630	Bracket 3,4	198537	Bar, Control Lock 10,11
192047	Bracket, Yoke 19	192649	Post, Spring 16	198538	Bar, No. 51 Code 10,11
192048	Armature, Clutch Trip 19	193723	Clip, Spring 20	198539	Bail, Blocking 10
192049	Relay 19	194226	Keytop 27	198540	Bail, Blocking 10
192050	Screw, 10-32 Shoulder 19	194227	Keytop 29	198541	Screw, 6-40 Shoulder 10
192052	Ring 19	194816	Spring 19	198542	Bar, No. 81 Code 10,11
192176	Terminal, Plug Type 26	194955	Lever w/Hub 7	198543	Bar, No. 8 Code 10,11
192189	Bracket, Connector 19	194957	Cable Assembly 7	198544	Guide, Left Code Bar 10
192207	Pin, Roll 19	194982	Clip, Connector 25,26	198545	Guide, Right Code Bar 10
192225	Contact Assembly 19	194994	Feed-Out Assembly 2,7	198547	Bar, No. 1A Code 10,11
192331	Plate 3	195050	Bracket 9,10	198548	Bar, No. 2A Code 10,11
192452	Bracket 3	195051	Plate 16	304286	Bracket, Switch 22
192453	Plate, Connector 3	195052	Plate Nut 16	304287**	Cover, Keyboard 22
192457	Keylever Assembly 6	195053	Cover, Insulating 16	304862	Bracket 23
192458	Keylever Assembly 6	195186	Screw, 4-40 x 7/8 Hex 18	304864	Armature 23
192485	Contact Assembly 16	195432	Spring, Contact 16	305469	Bail Assembly, Function 2,7
192497	Bracket 4	195433	Spring, Contact 16	305736	Gear, 63T 5
192498	Bracket 6	195617	Spring 19	305764	Guard, Gear 19
192511	Bar, Space 8	195618	Jumper, 5-1/4" White-Purple 19	306607	Pawl, Latch 23
192521	Bar, No. 1 Code 9,11	195716	Plate, Identification 20	307080	Sleeve 14
192522	Bar, No. 2 Code 9	195884**	Plate, Left 8	308429	Bar, No. 3A Code 11
192523	Bar, No. 3 Code 9,10,11	195885**	Plate, Right 8	308430	Bar, No. 6A Code 11
192524	Bar, No. 4 Code 9,10,11	195992	Belt, 83T 20	308431	Bar, No. 7A Code 11
192525	Bar, No. 5 Code 9,10,11	195993	Gear, 26T 20	309507	Contact 12
192526	Bar, No. 6 Code 9,10,11	195994	Pulley, 34T 20	309508	Bracket, Left 12
192527	Bar, No. 7 Code 9,10,11	195995	Pulley, 12T 20	309509	Bracket, Right 12
192529	Bar, Shift Code 9	195997	Gear, 34T 20	310630	Bushing, Eccentric 19
192530	Bar, Shift Lock 9	195999	Gear, 21T 20	311201	
192531	Lever, Transfer 15	197000	Bail Assembly, Function 2,7	311206	Bar, Code 11
192533	Plate, Rear 16,17	197005	Lever, Function 9,10	311208	Bar, Code 11
192534	Post, Locking Bail 15	197013	Lever, Transfer 15	311209	Bar, Code 11
192535	Bail w/Post 9			311211	Bar, Code 11
192537	Plate, Adjustment 9				
192538	Plug, Button 8				

**Refer to page 1 for finish suffix

NUMERICAL INDEX (Continued)

Part Number	Description and Page Number	Part Number	Description and Page Number	Part Number	Description and Page Number
311285	Screw, 6-40 Shoulder 10	319387	Bracket 25	321918	Gasket 17
311488	Gear Set 5	319388	Lever 25	321919	Cover 17
311490	Pinion, 20T 5	319389	Link, Gear Shift 24,25	321920	Spring, Contact 17
311491	Gear, 126T 5	319390	Bracket, Connector 25	321921	Spring, Contact 17
311531	Bar, Code 11	320410	Terminal, Spade Type 7,26	321922	Plunger 17
311533	Bar, Code 11	320416	Terminal, Ring Type 26	324009	Bracket 17
311741	Bracket, Space Bar 8	320418	Terminal, Ring Type 20	324010	Contact Assembly 17
312994	Modification Kit 12,27	320420	Terminal, Ring Type 20	324011	Follower, Cam 17
312995	Bar, Retainer 12	320422	Terminal, Ring Type 20	324012	Stud 17
315860	Gear, 117T 5	320471	Bar, Code 11	324013	Post 17
315861	Pinion, 19T 5	320472	Bar, Code 11	324129	Spring 10
315865	Gear Set, 100 WPM 5	320473	Bar, Code 11	324532	Screw, 4-40 x 3/16 Hex 10
315869	Modification Kit 2,23	320474	Bar, Code 11	324580	Bar, Code 11
315870	Plate, Mounting 23	320475	Bar, Code 11	327450	Label 18
315871	Bracket, Mounting 23	320476	Bar, Code 11	329089	Spring 9,10
315872	Plate, Adjusting 23	320477	Bar, Code 11	330714	Insulator 12
319381	Gear, 32T 24	320478	Bar, Code 11	330963	Keylever 27
319382	Gear, 72T 24	320479	Bar, Code 11	330964	Keylever 27
319384	Bushing 25	320480	Bar, Code 11	330965	Keylever 27
319385	Modification Kit 2,24,25	321727	Guide 12	330966	Keylever 27
319386	Bracket 25				