

BULLETIN 1176B

HIGH SPEED TAPE READER SET (CX)

PARTS



TELETYPE[®]
CORPORATION
5555 TOUHY AVENUE, SKOKIE, ILLINOIS



TABLE OF CONTENTS

SECTION	TITLE	ISSUE	DATE
592-801-800TC	High Speed Tape Reader (CX)	2	December, 1966
592-801-801TC	High Speed Tape Reader Cover (CXC) and Base (CXB)	2	December, 1966
592-805-800TC	High Speed Tape Sender Cabinet (AC) and Modules (TTD and TTSC) Types 1 and 2	2	December, 1966
592-807-800TC	High Speed Tape Sender Cabinet (AC) and Electrical Components Type 5	2	December, 1966

Refer to Bulletin 295B for Motor Units



HIGH SPEED TAPE READER (CX)

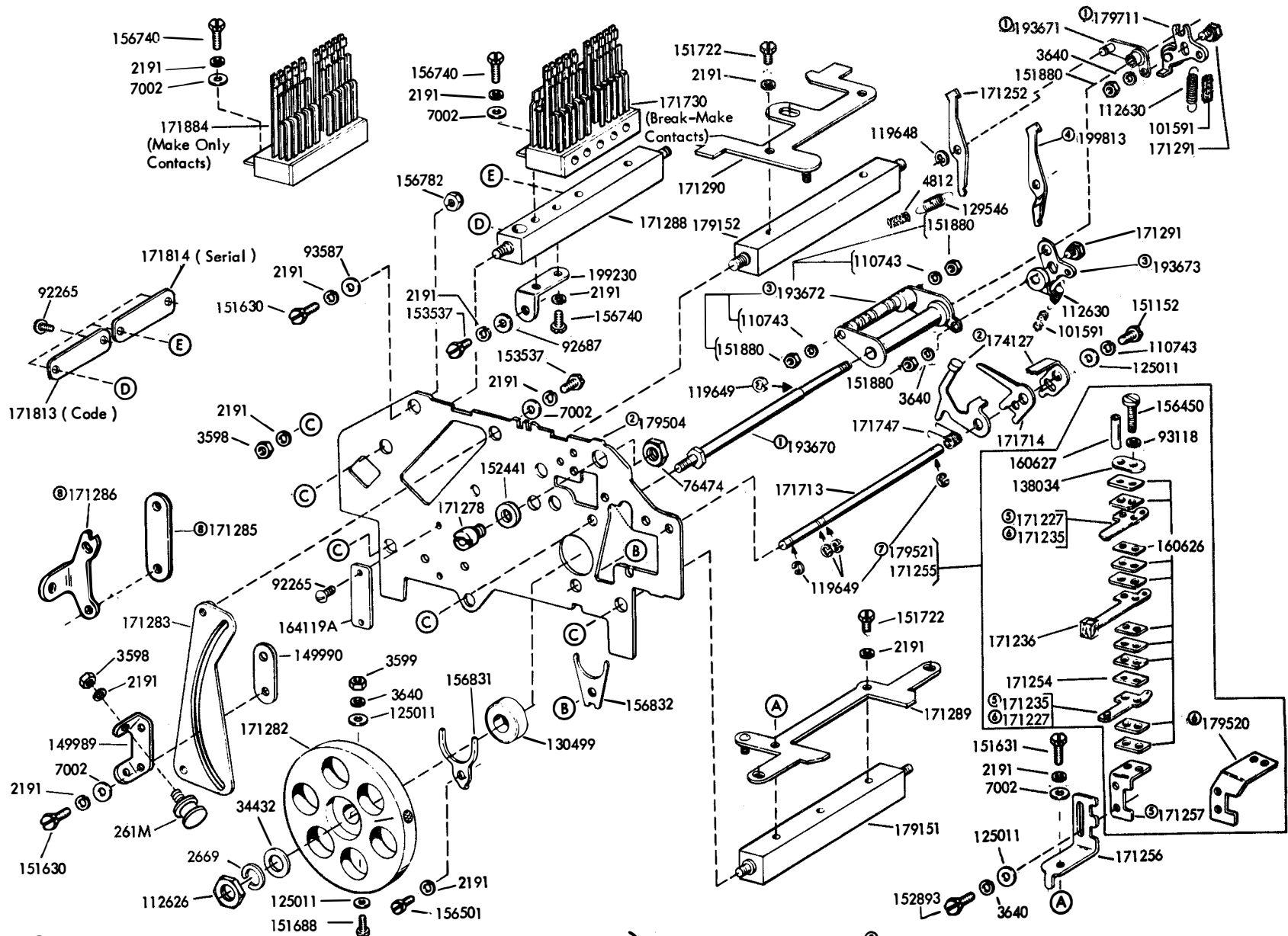
PARTS

FIGURE	CONTENTS	PAGE
1	Front Plate Mechanism	3
2	Rear Plate Mechanism	4
3	Transfer Mechanism and Cable Assemblies	5
4	Early Design Guide Plates	6
5	Rear Plates	7
6	Armature Blocking Mechanism	7
7	Tape Guide Plate Mechanism	8
8	179515 Modification Kit to Convert Reader Unit to Alternately Read Multi-level Tapes	9
9	Gear Sets	10
10	Early Design Parts	11
	Numerical Index	12

SECTION 592-801-800

VARIATIONS IN THE HIGH SPEED READER														
Reader Unit	.CX	1	2	600	601	602	603	700	701	800	801	802	803	804
Code Level	Five Six Seven Eight	X	X	X	X	X	X	X	X	X	X	X	X	X
Make-Only Contacts Break-Make Contacts		X	X	X	X	X	X	X	X	X	X	X	X	X
Width of Tape	11/16"	X	X	X	X	X	X	X	X			X	X	X
	7/8"			X	X	X	X	X	X			X	X	X
	1"									X	X	X	X	X
Armature Blocking Mechanism Advanced Feed Hole 48 Volt Magnet Operation						X	X						X	X

FIGURE 1. FRONT PLATE MECHANISM

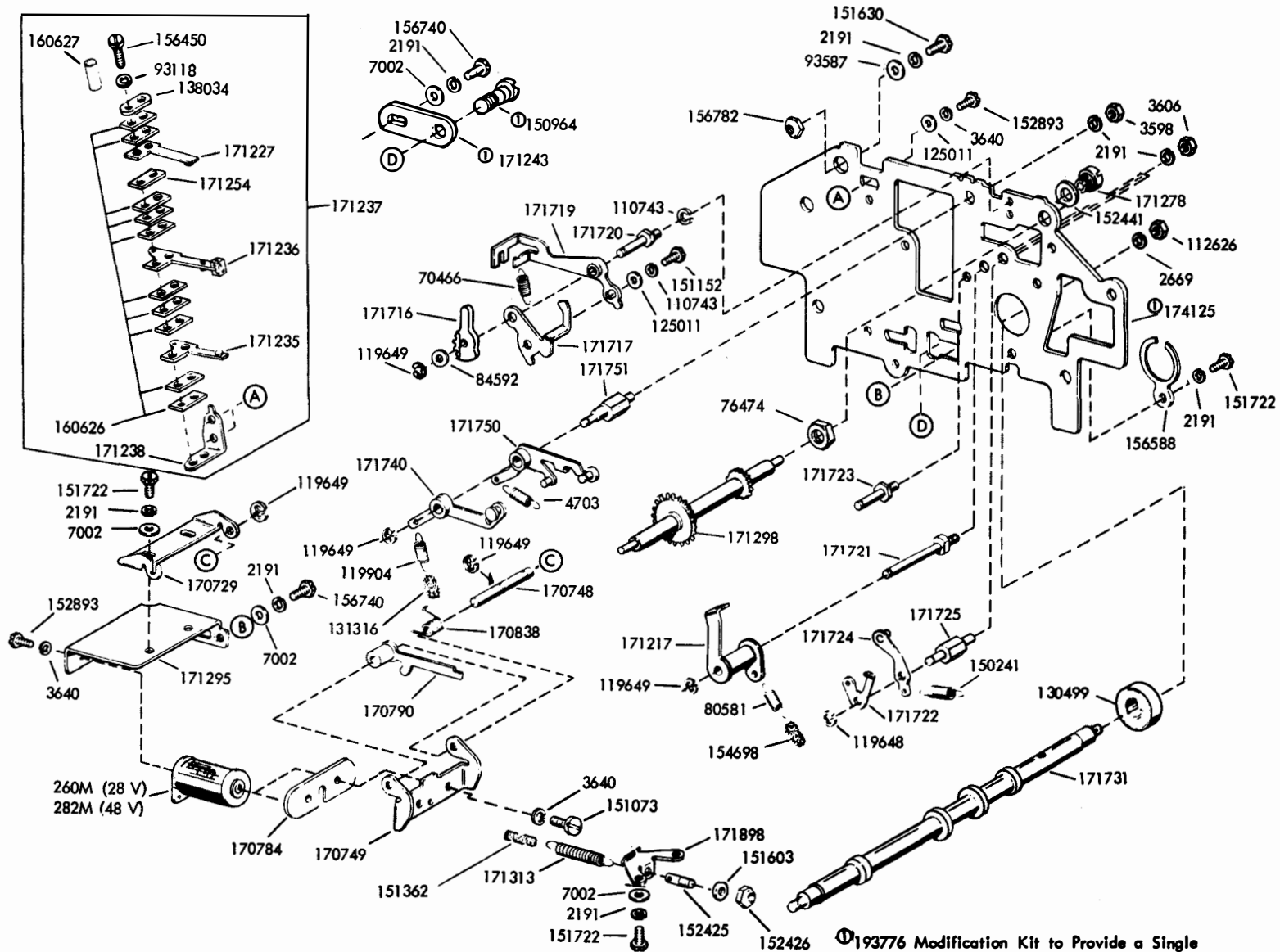


- ① 193775 Modification Kit to Provide New Style Feed Cam Follower
- ② 193776 Modification Kit to Provide a Single Piece Top Plate for the Tape Reader
- ③ Part of 193777 Modification Kit to Provide New Style Sensing Cam Follower
- ④ Peculiar to 8-Level Units with Armature Blocking Mechanism

For Early Design Parts See Fig. 10

- ⑤ Peculiar to 171255 Contact Assembly
- ⑥ Peculiar to 179521 Contact Assembly and 179515 Modification Kit (See Fig. 8)
- ⑦ Peculiar to 8 Level units with Make-Only Contacts
- ⑧ Old Style Parts

FIGURE 2. REAR PLATE MECHANISM



① 193776 Modification Kit to Provide a Single Piece Top Plate for the Tape Reader (For Early Design Parts See Fig. 10)

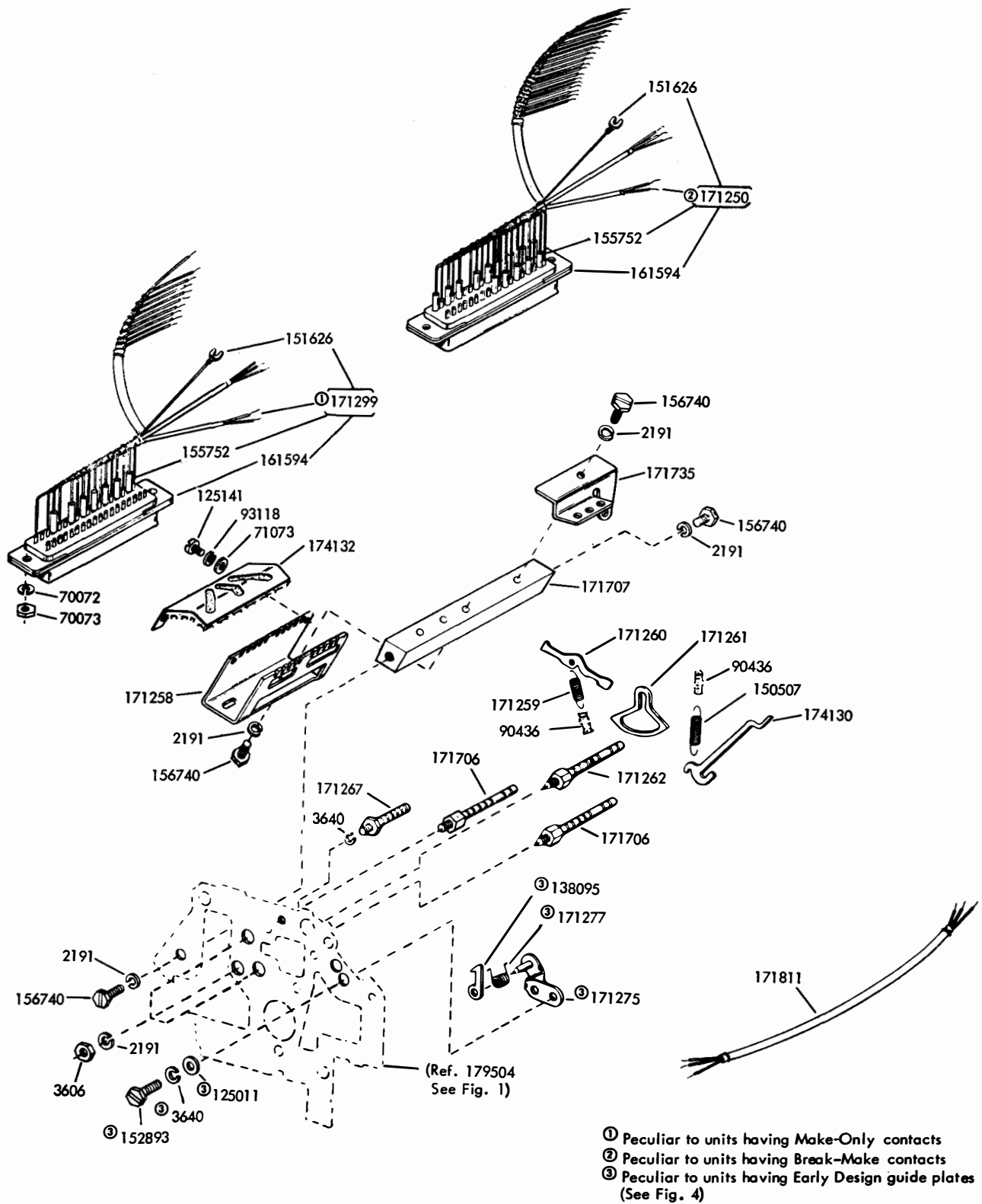
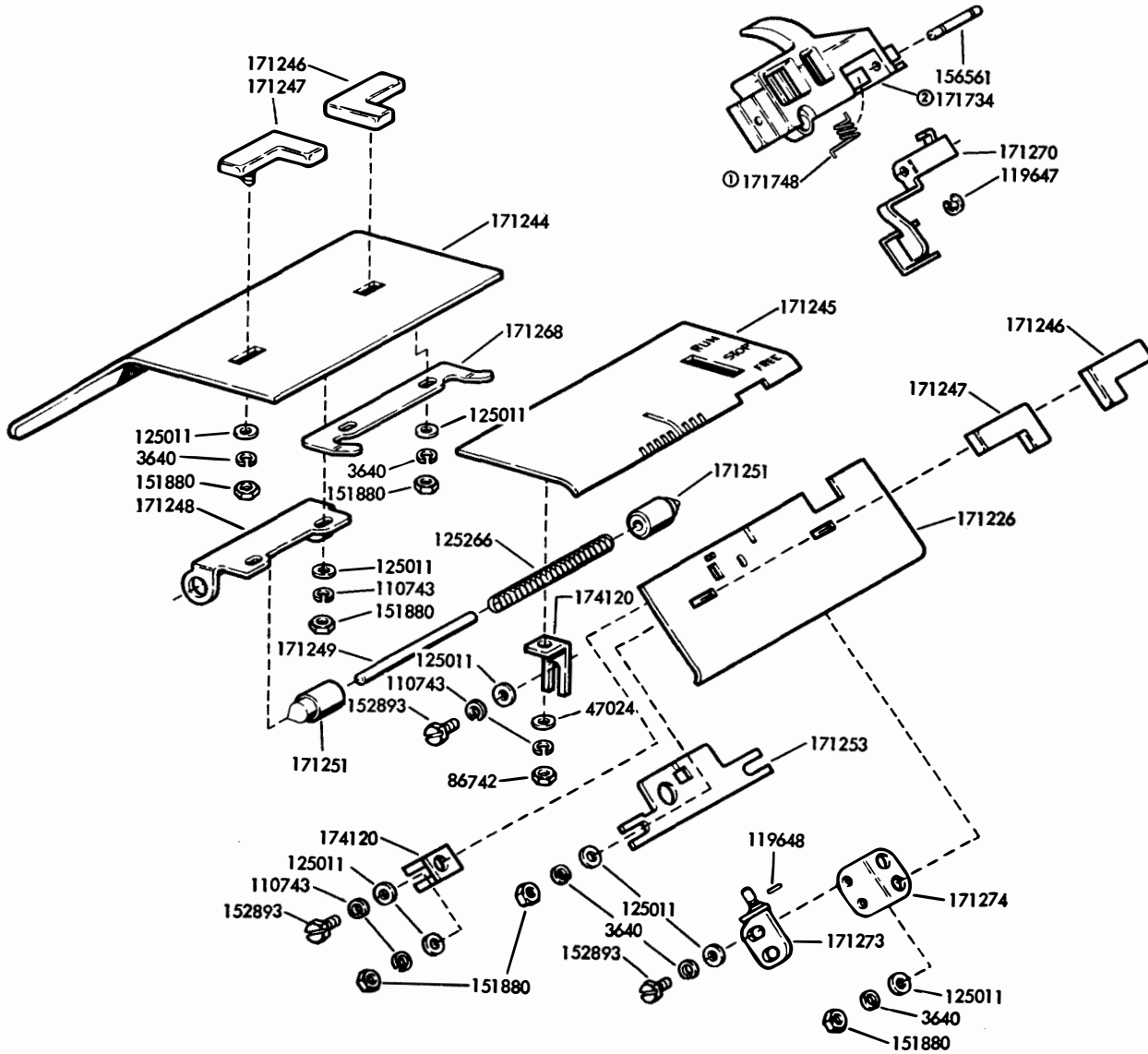
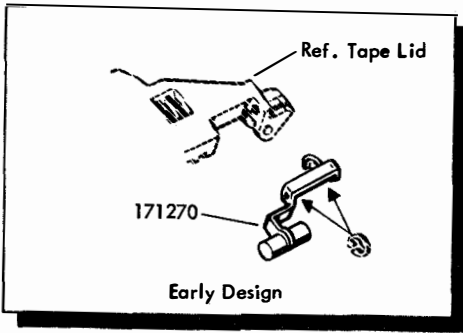


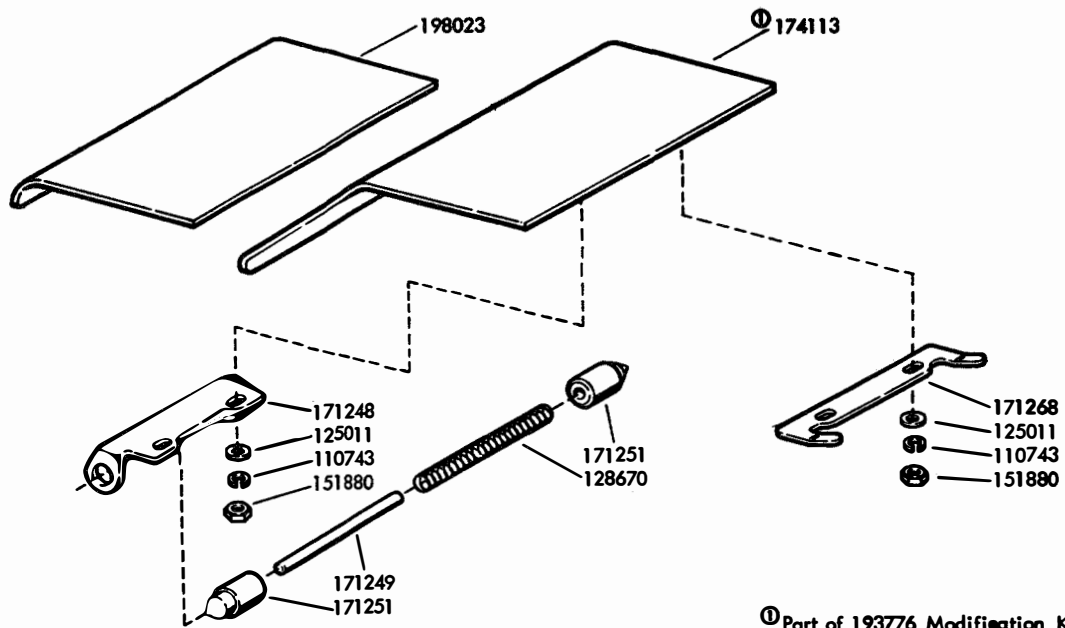
FIGURE 3. TRANSFER MECHANISM AND CABLE ASSEMBLIES



① Maintenance Only On
3 - Piece Top Plates

② Cancelled, Order 193776
Modification Kit

FIGURE 4. EARLY DESIGN GUIDE PLATES



① Part of 193776 Modification Kit to Provide a Single Piece Top Plate for the Tape Reader (For Early Design Parts See Fig. 4)

FIGURE 5. REAR PLATES

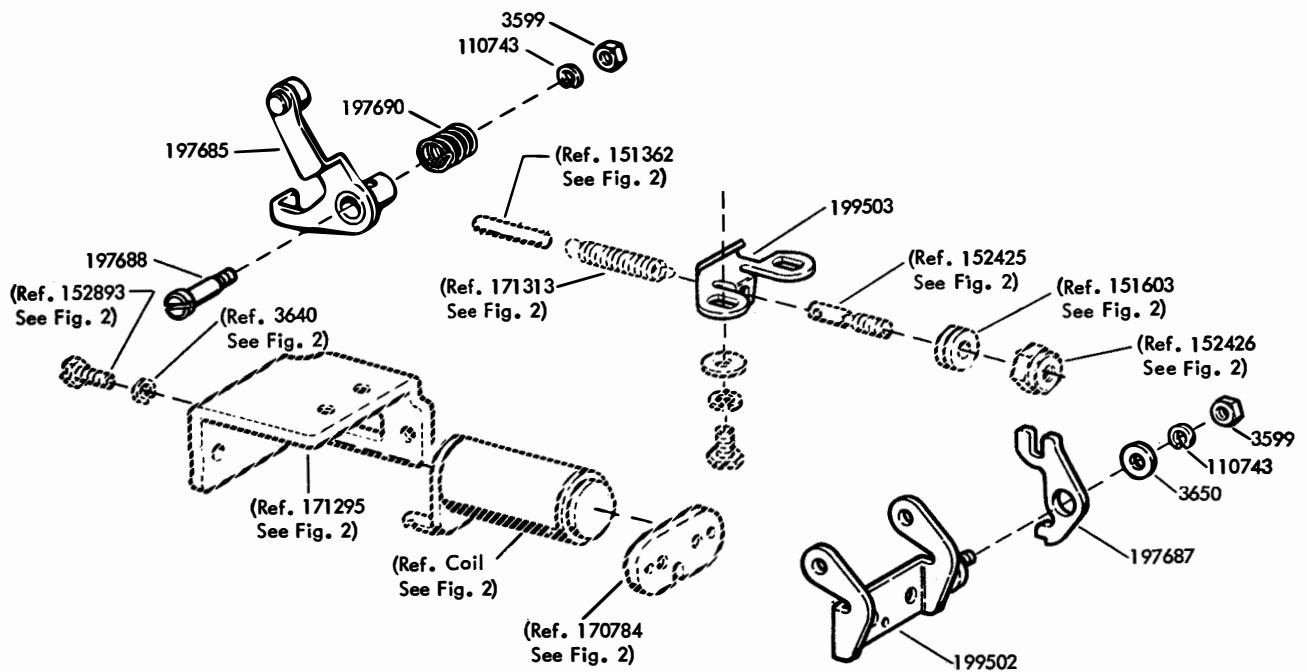


FIGURE 6. ARMATURE BLOCKING MECHANISM

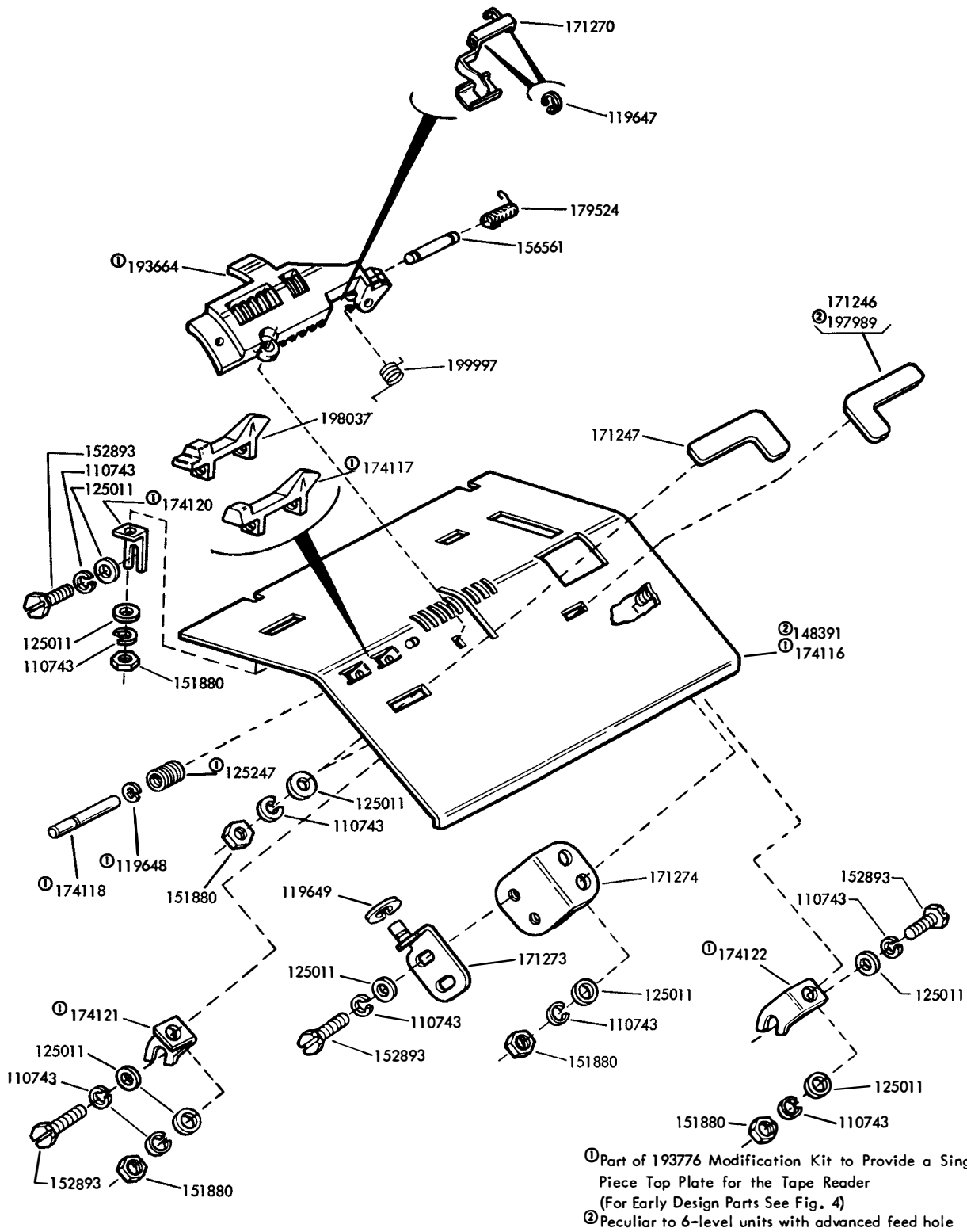


FIGURE 7. TAPE GUIDE PLATE MECHANISM

GEAR SETS					
Gear Set No.	B ud	Code Level	W.P.M.	Ge r	Motor Pinion
171871	450	8	450	171845(44T)	171858(33T)
171872	450	7	500	171846(42T)	171859(35T)
171873	450	6	562.5	171847(32T)	171860(30T)
171874	450	5	642.85	171848(42T)	171861(45T)
171875	600	8	600	171849(40T)	171862(40T)
171876	600	7	666.67	171850(36T)	171863(40T)
171877	600	6	750	171851(36T)	171864(45T)
171264	600	5	857.14	171266(35T)	171265(50T)
171877	750	8	750	171851(36T)	171864(45T)
171878	750	7	833.33	171852(36T)	171865(50T)
171879	750	6	937.5	171853(32T)	171866(50T)
171880	750	5	1071.42	171854(28T)	171867(50T)
①146955	750	5	1071.42	146957(28T)	146956(60T)
171881	900	8	900	171855(30T)	171868(45T)
171882	900	7	1000	171856(32T)	171869(50T)
171883	1050	8	1050	171857(28T)	171870(49T)

① 50 cycle, AC current,
motor speed 3000 RPM

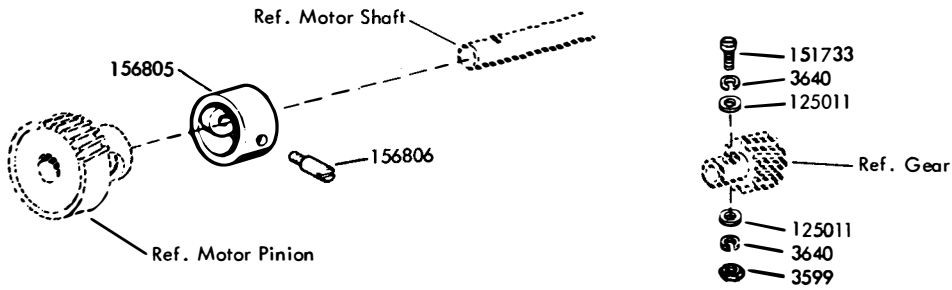
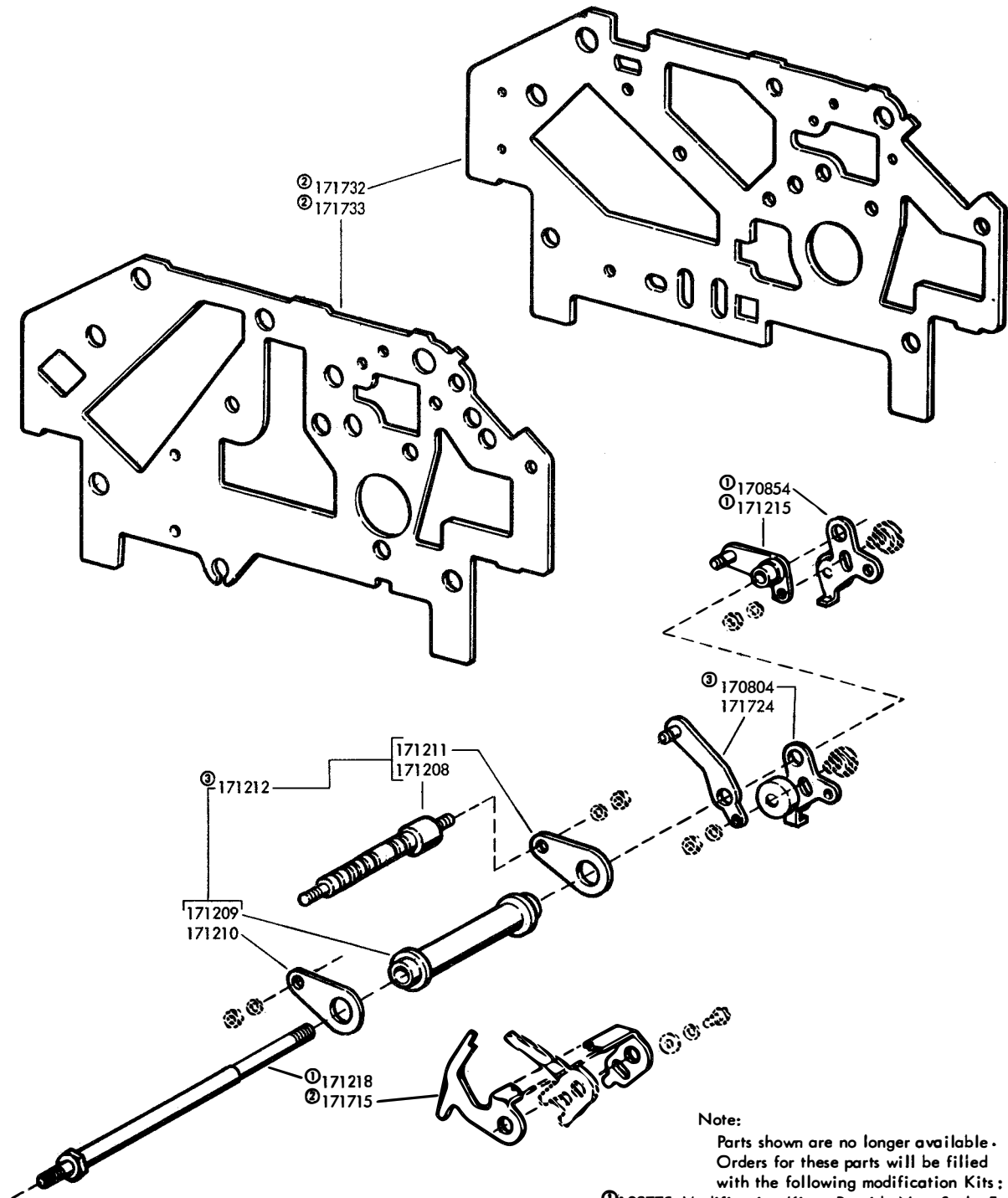


FIGURE 9. GEAR SETS



Note:

Parts shown are no longer available.
Orders for these parts will be filled
with the following modification Kits:

- ① 193775 Modification Kit to Provide New Style Feed Cam Follower (See Fig. 1)
- ② 193776 Modification Kit to Provide a Single Piece Top Plate for the Tape Reader (See Figs. 1, 2, 5 & 7)
- ③ 193777 Modification Kit to Provide New Style Sensing Cam Follower (See Fig. 1)

FIGURE 10. EARLY DESIGN PARTS

NUMERICAL INDEX

Port Number	Description and Page Number	Port Number	Description and Page Number	Part Number	Description and Page Number
260M	Coil, Magnet 4	149990	Plate, Nut 3	171210	Arm, Front 11
261M	Coil, Magnet 3	150241	Spring 4	171211	Arm, Rear 11
282M	Coil, Magnet 4	150507	Spring 5, 9	171212	Boil Assembly, Sensing 11
2191	Washer, Lock 3, 4, 5, 9	150964	Screw, Shoulder (6-40) 4	171215	Lever 11
2669	Washer, Lock 3, 4	151073	Screw (4-40 x 5/32 Fil) 4	171217	Lever, Stop 4
3598	Nut (6-40 Hex) 3, 4, 9	151152	Screw (4-40 x 3/16 Hex) 3, 4	171218	Shaft, Sensing Bail 11
3599	Nut (4-40 Hex) 3, 7, 9, 10	151362	Wick, Felt 4,7	171226	Plate, Front 6
3606	Nut (6-40 Hex) 4, 5	151603	Spacer 4,7	171227	Spring, Contact 3, 4
3640	Washer, Lock 3, 4, 5, 6, 7, 9, 10	151626	Terminal 5	171235	Spring, Contact 3, 4
3650	Washer, Flat 7	151630	Screw (6-40 x 1/4 Hex) 3, 4	171236	Spring, Contact 3, 4
4703	Spring 4	151631	Screw (6-40 x 5/16 Hex) 3	171237	Contact Assembly 4
4812	Wick, Felt 3	151688	Screw (4-40 x 5/8 Fil) 3	171238	Bracket, Contact Mounting 4
7002	Washer, Flat 3, 4	151722	Screw (6-40 x 3/16 Hex) 3, 4	171243	Plate, Adjusting 4
34432	Washer, Flat 3	151733	Screw (4-40 x 9/16 Fil) 10	171244	Plate, Rear 6
47024	Washer, Flat 6	151880	Nut (4-40 Hex) 3, 6 to 9	171245	Plate, Middle 6
70072	Washer, Lock 5	152425	Post, Spring 4,7	171246	Guide, Right 6, 8
70073	Nut (3-48 Hex) 5	152426	Nut, Self-Locking (6-40) 4, 7	171247	Guide, Left 6, 8
70466	Spring 4	152441	Washer, Flat 3, 4	171248	Bracket 6, 7
71073	Washer, Flat 5	152893	Screw (4-40 x 1/4 Hex) 3, 4, 5, 6, 7, 8	171249	Rod 6, 7
76474	Nut (10-32 Hex) 3, 4	153537	Screw (6-40 x 9/32 Hex) 3	171250	Cable Assembly 5
80581	Spring 4	153799	Screw (4-40 x 21/64 Hex) 9	171251	Plunger 6, 7
84592	Shim (.004") 4	154698	Wick, Felt 4	171252	Pawl, Feed 3
86742	Nut (4-40 Hex) 6, 9	155752	Sleeve, Insulating (5/64 ID x 1/2" Lg) 5	171253	Plate, Wear 6
90436	Wick, Felt 5	156450	Screw (2-56 x 1/2 Fil) 3, 4	171254	Insulator (.015") 3, 4
92265	Screw (2-56 x 1/8 Rd) 3	156501	Screw (6-40 x 7/32 Fil) 3	171255	Contact Assembly 3
92687	Washer, Flat 3	156561	Shaft 6, 8	171256	Brocket 3
93118	Washer, Lock 3, 4, 5	156588	Ring, Retaining 4	171257	Brocket, Contact 3
93587	Washer, Flat 3, 4	156740	Screw (6-40 x 7/32 Hex) 3, 4, 5	171258	Guide, Actuator Bar 5
101591	Wick, Felt 3	156782	Nut (6-40 Spl) 3, 4	171259	Spring 5
104807	Washer, Flat 9	156805	Retainer, Pinion 10	171260	Bar, Actuator 5
110743	Washer, Lock 3, 4, 6, 7, 8, 9	156806	Post 10	171261	Lever, Transfer 5
112626	Nut (10-32 Hex) 3, 4	156831	Clamp 3	171262	Post, Guide 5
112630	Spring 3	156832	Plate 3	171264	Gear Set 10
119647	Ring, Retaining 6, 8	160626	Insulator (.031") 3, 4	171265	Pinion (50T) 10
119648	Ring, Retaining 3, 4, 6, 8	160627	Bushing, Insulating 3, 4	171266	Gear (35T) 10
119649	Ring, Retaining 3, 4, 8, 9	161594	Connector, Plug (36 Pt) 5	171267	Post, Spring 5
119904	Spring 4	164119A	Plate, Identification 3	171268	Plate 6, 7
125011	Washer, Flat 3, 4, 5, 6, 7, 8, 9, 10	170729	Bracket 4	171270	Bail, Tape 6, 8
125141	Screw (2-56 x 7/64 Fil) 5	170748	Shaft 4	171273	Bracket W/Post 6, 8
125247	Spring, Compression 8	170749	Bail, Armature 4	171274	Bracket 6, 8
125258	Spring 9	170784	Armature 4,7	171275	Bracket, Latch 5
125266	Spring, Compression 6	170790	Lever, Blocking 4	171277	Spring, Torsion 5
128670	Spring, Compression 7	170804	Follower, Sensing Cam 11	171278	Bearing, Screw 3,4
129546	Spring 3	170838	Spring, Torsion 4	171282	Flywheel W/Magnet 3
130499	Bearing, Ball 3, 4	170854	Follower, Feed Cam 11	171283	Plate, Mounting 3
131316	Wick, Felt 4	171208	Shaft, Eccentric 11	171285	Plate, Nut 3
138034	Plate, Clamp 3, 4	171209	Sleeve 11	171286	Bracket, Mounting 3
138095	Latch, Tape Lid 5			171288	Post 3
146955	Gear Set 10			171289	Plate, Mounting 3
146956	Pinion (60T) 10			171290	Plate, Mounting 3
146957	Gear (28T) 10			171291	Screw, Eccentric (4-40) 3
148391	Plate, Tape Guide 8			171295	Bracket, Magnet Mounting 4,7
149989	Bracket, Coil Mounting 3			171298	Wheel, Feed 4
				171299	Cable Assembly 5
				171313	Spring 4,7

NUMERICAL INDEX (Continued)

Part Number	Description and Page Number	Part Number	Description and Page Number	Part Number	Description and Page Number
171706	Post, Guide 5	171859	Pinion (35T) 10	179504	Plate, Front 3,5,9
171707	Post 5	171860	Pinion (30T) 10	179507	Lever, Detent 9
171713	Shaft 3	171861	Pinion (45T) 10	179508	Lever, Offset Code 9
171714	Lever 3	171862	Pinion (40T) 10	179509	Lever, Code 9
171715	Pin, Sensing 11	171863	Pinion (40T) 10	179510	Post, Lever 9
171716	Lever, Start-Stop 4	171864	Pinion (45T) 10	179511	Post, Spring 9
171717	Lever 4	171865	Pinion (50T) 10	179512	Bracket, Guide 9
171719	Lever 4	171866	Pinion (50T) 10	179513	Spring, Torsion 9
171720	Post 4	171866	Pinion (50T) 10	179514	Shaft 9
171721	Shaft, Stop Lever 4	171867	Pinion (50T) 10	179515	Modification Kit 1,3,9
171722	Lever 4	171868	Pinion (45T) 10	179516	Guide, Left Tape 9
171723	Post, Eccentric 4	171869	Pinion (50T) 10	179517	Guide, Right Tape 9
171724	Detent, Start-Stop 4, 11	171870	Pinion (49T) 10	179518	Plate, Tape Guide 9
171725	Post 4	171871	Gear Set 10	179519	Plate, Mounting 9
171730	Contact Assembly 3	171872	Gear Set 10	179520	Bracket, Contact 3
171731	Camshaft 4	171873	Gear Set 10	179521	Contact Assembly 3
171732	Plate, Rear 11	171874	Gear Set 10	179523	Spring, Tape Guide 9
171733	Plate, Front 11	171875	Gear Set 10	179524	Spring, Torsion 8
171734	Lid, Tape 6	171876	Gear Set 10	179525	Lever, Sensing 9
171735	Bracket, Spring Anchor 5	171877	Gear Set 10	179527	Bracket, Front Mounting 9
171740	Lever, Detent 4	171878	Gear Set 10	179711	Follower, Feed Cam 3
171747	Spring, Torsion 3	171879	Gear Set 10	193664	Lid, Tape 8
171748	Spring, Torsion 6	171880	Gear Set 10	193670	Shaft, Sensing Bail 3
171750	Lever, Control 4	171881	Gear Set 10	193671	Lever 3
171751	Post, Eccentric 4	171882	Gear Set 10	193672	Bail Assembly, Sensing 3
171811	Cable 5	171883	Gear Set 10	193673	Follower, Sensing Cam 3
171813	Plate, Identification 3	171884	Contact Assembly 3	193775	Modification Kit 3, 11
171814	Plate, Identification 3	171898	Bracket, Spring Anchor 4	193776	Modification Kit 3,4,6,7,8,11
171845	Gear (44T) 10	174113	Plate, Rear 7	193777	Modification Kit 3, 11
171846	Gear (42T) 10	174116	Plate, Tape Guide 8	197685	Lever, Blocking 7
171847	Gear (32T) 10	174117	Latch, Slide 8	197687	Lever, Latch 7
171848	Gear (42T) 10	174118	Shaft 8	197688	Screw, Shoulder (4-40) 7
171849	Gear (40T) 10	174120	Bracket 6, 8	197690	Spring, Torsion 7
171850	Gear (36T) 10	174121	Bracket, Front 8	197989	Guide, Right 8
171851	Gear (36T) 10	174122	Bracket, Rear 8	198023	Plate, Top 7
171852	Gear (36T) 10	174125	Plate, Rear 4	198037	Latch, Slide 8
171853	Gear (32T) 10	174127	Pin, Sensing 3	199230	Bracket 3
171854	Gear (28T) 10	174130	Pin, Sensing 5	199502	Bail, Armature 7
171855	Gear (30T) 10	174132	Bracket 5	199503	Bracket, Spring Anchor 7
171856	Gear (32T) 10	179151	Post 3	199813	Pawl, Feed 3
171857	Gear (28T) 10	179152	Post 3	199997	Spring, Torsion 8
171858	Pinion (33T) 10	179502	Cam, Dial Numbering 9		



HIGH SPEED TAPE READER
COVER (CXC) AND BASE (CXB)
PARTS

FIGURE	CONTENTS	PAGE
1	High Speed Tape Reader Cover	3
2	High Speed Tape Reader Cover	4
3	High Speed Tape Reader Base	5
4	High Speed Tape Reader Base With Push Buttons	6
5	Table Type Cabinet	7
6	Table Type Cabinet Components	8
7	Table Type Cabinet Components (Continued)	9
	Numerical Index	10

PAINT FINISH COLOR CODE CHART																		
(for parts and assemblies requiring a paint finish)																		
Color	Finish Suffixes				Color	Finish Suffixes												
	Wrinkle Finish	Smooth Finish	Textured Vinyl	Smooth Vinyl		Wrinkle Finish	Smooth Finish	Textured Vinyl	Smooth Vinyl									
Beige	AA (37)	ET		HC	Gray, Federal	AB (40)	BV	GG	HB (68)									
Beige, Light		EL			Gray, Green		BK	GA (45)		HE								
Beige, Rose		ER			Gray, Light		EJ	HF (46)										
Black		BA (34)					HG	Gray, Covert		AJ	BJ	GE	HD					
Black, High Gloss								BB						Gray, Olive	AB (40)	BK	GA (45)	
Black, Semi Gloss								EK						Gray, Maritime Deck				EN
Blue, Aqua								EC						Gray, Oxford				
Blue, Brussels Light		ES			Green, Gray		EU											
Blue, Medium		AD (38)						HA		EG								
Brown, Dark											AC (39)		GC					
Brown, Light	AL	BZ	GF	EH														
Fawn					GB													
Gray, Beige																		
Gray, Charcoal																		
Gray, Dark																		

The double asterisk (**) denotes a painted part. Suffix to be applied following the part number. Number in parentheses indicates Bell System code.

Color Code Chart for multi-colored apparatus		
Color Code	Basic Color	Finish Suffixes
MA	Beige	HC and HG
MB	Gray	HB and HE
MC	Green	HD and HB
MH	Gray	BJ and EJ

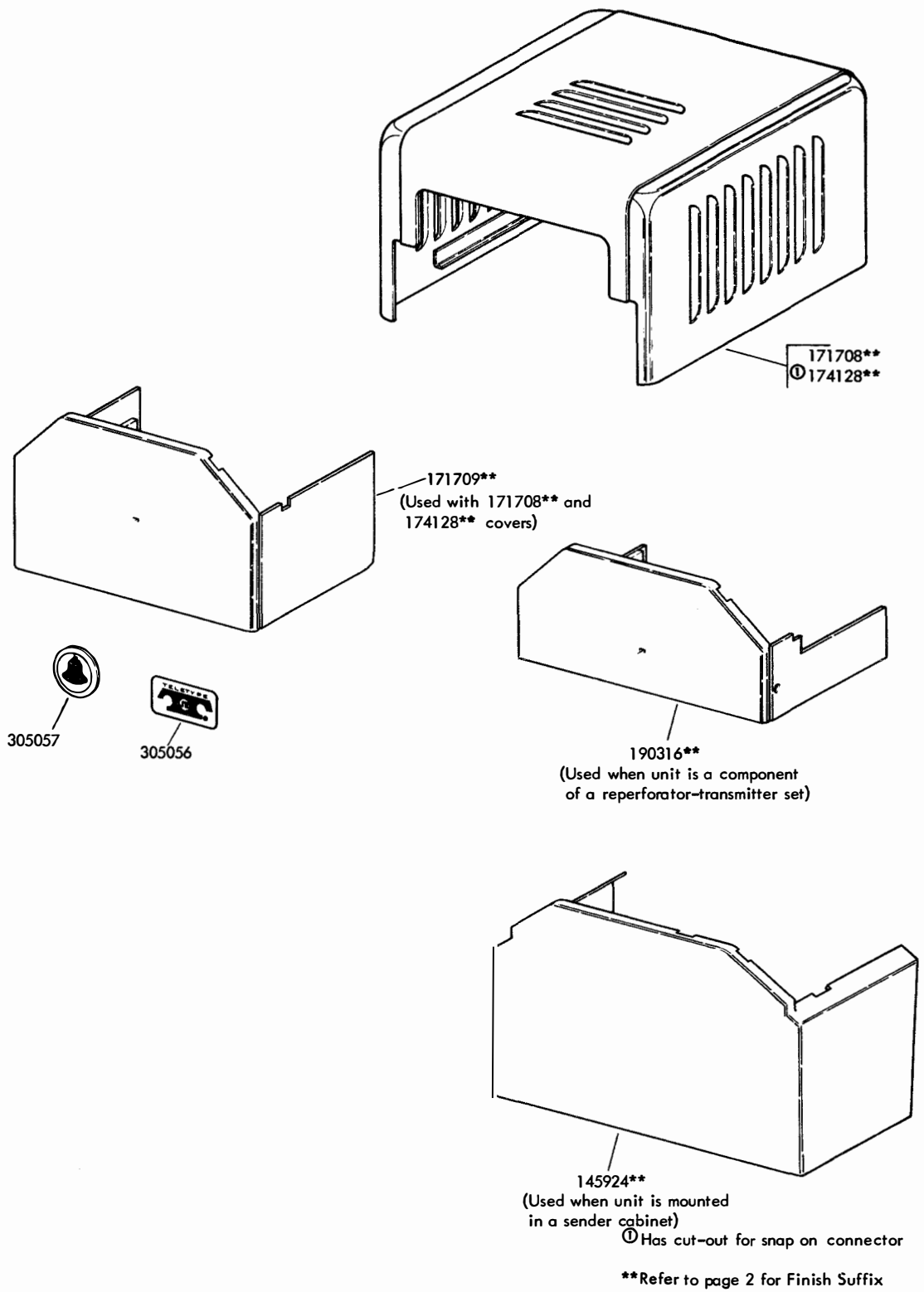
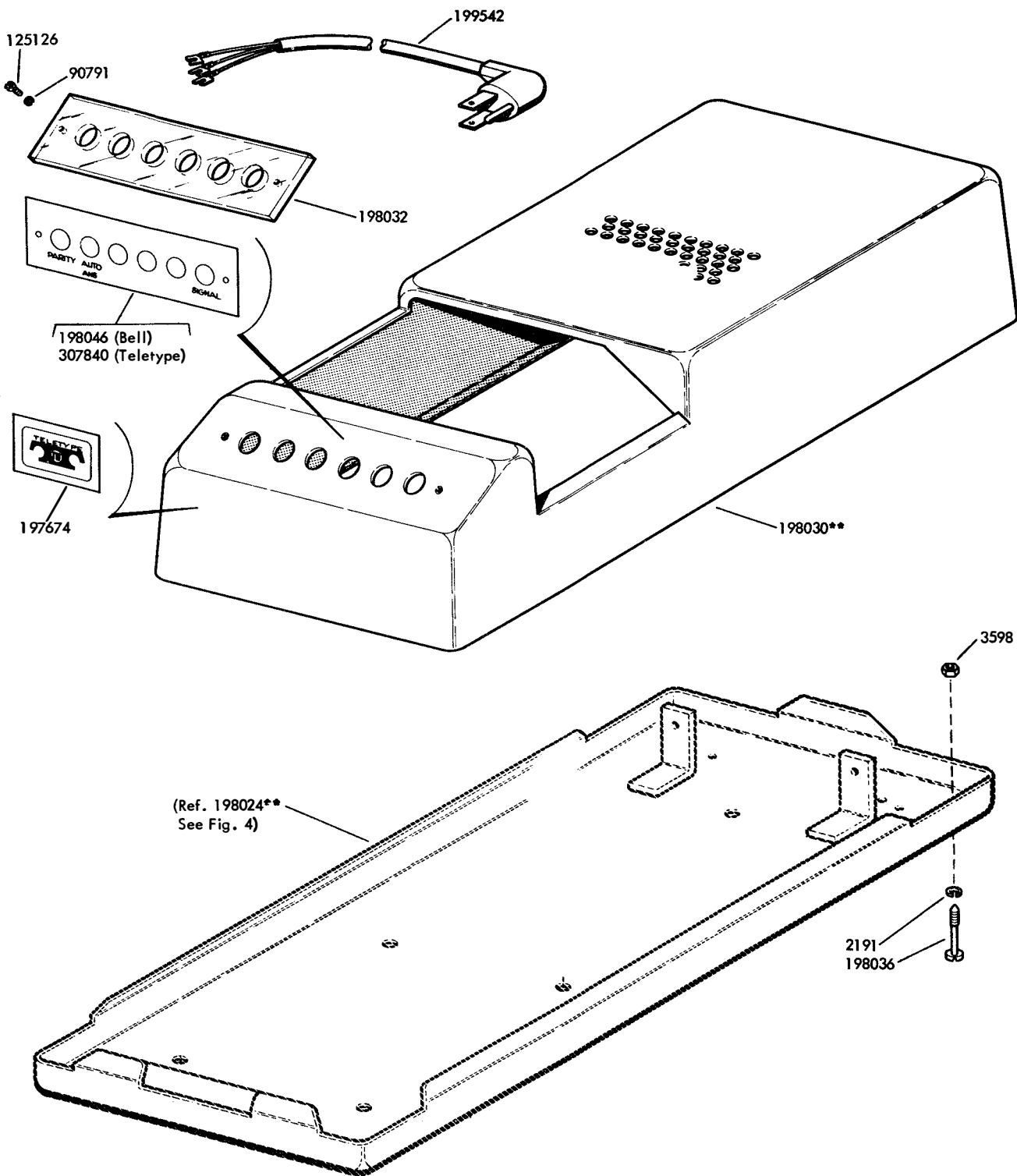


FIGURE 1. HIGH SPEED TAPE READER COVER



**Refer to page 2 for Finish Suffix

FIGURE 2. HIGH SPEED TAPE READER COVER

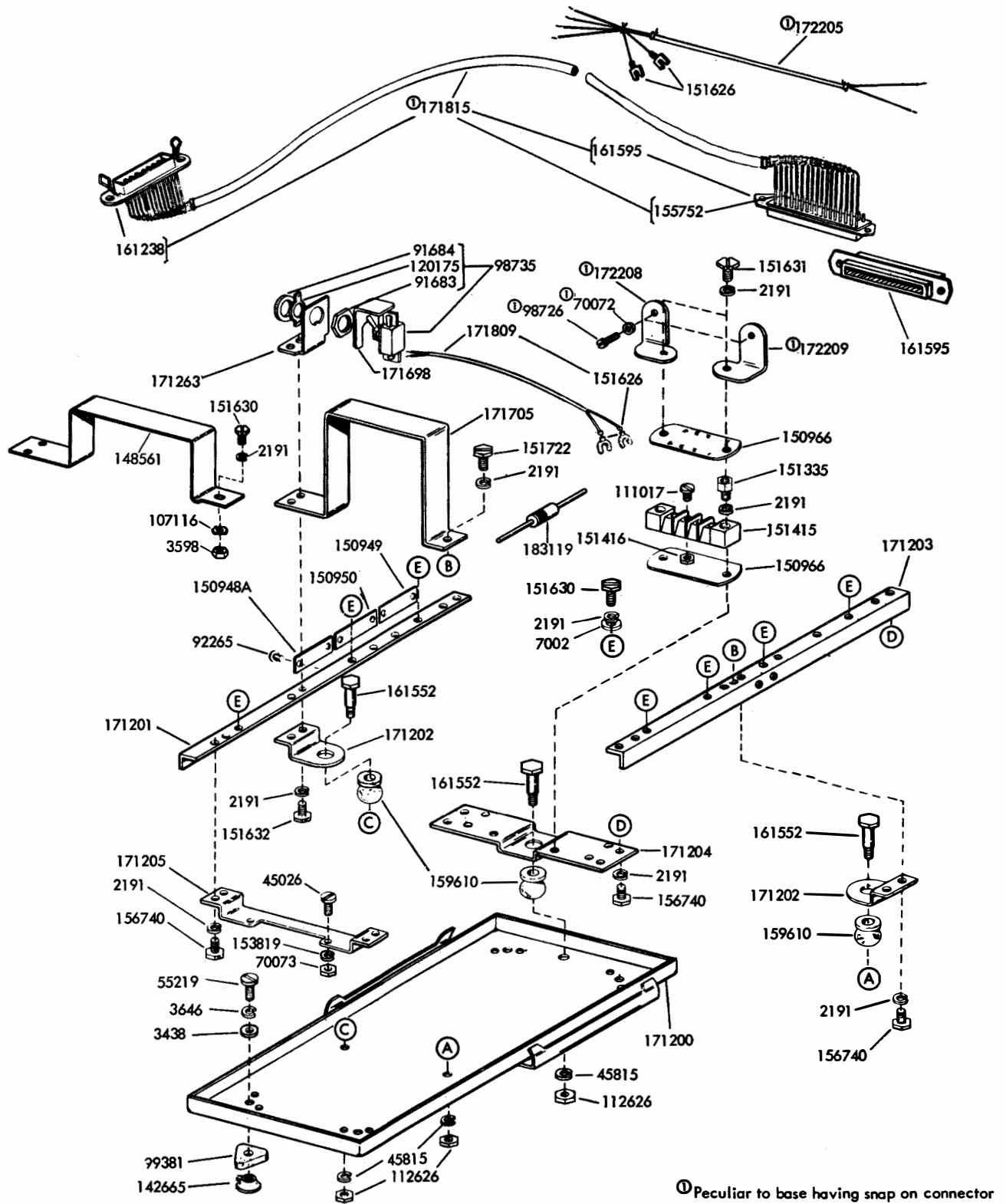


FIGURE 3. HIGH SPEED TAPE READER BASE

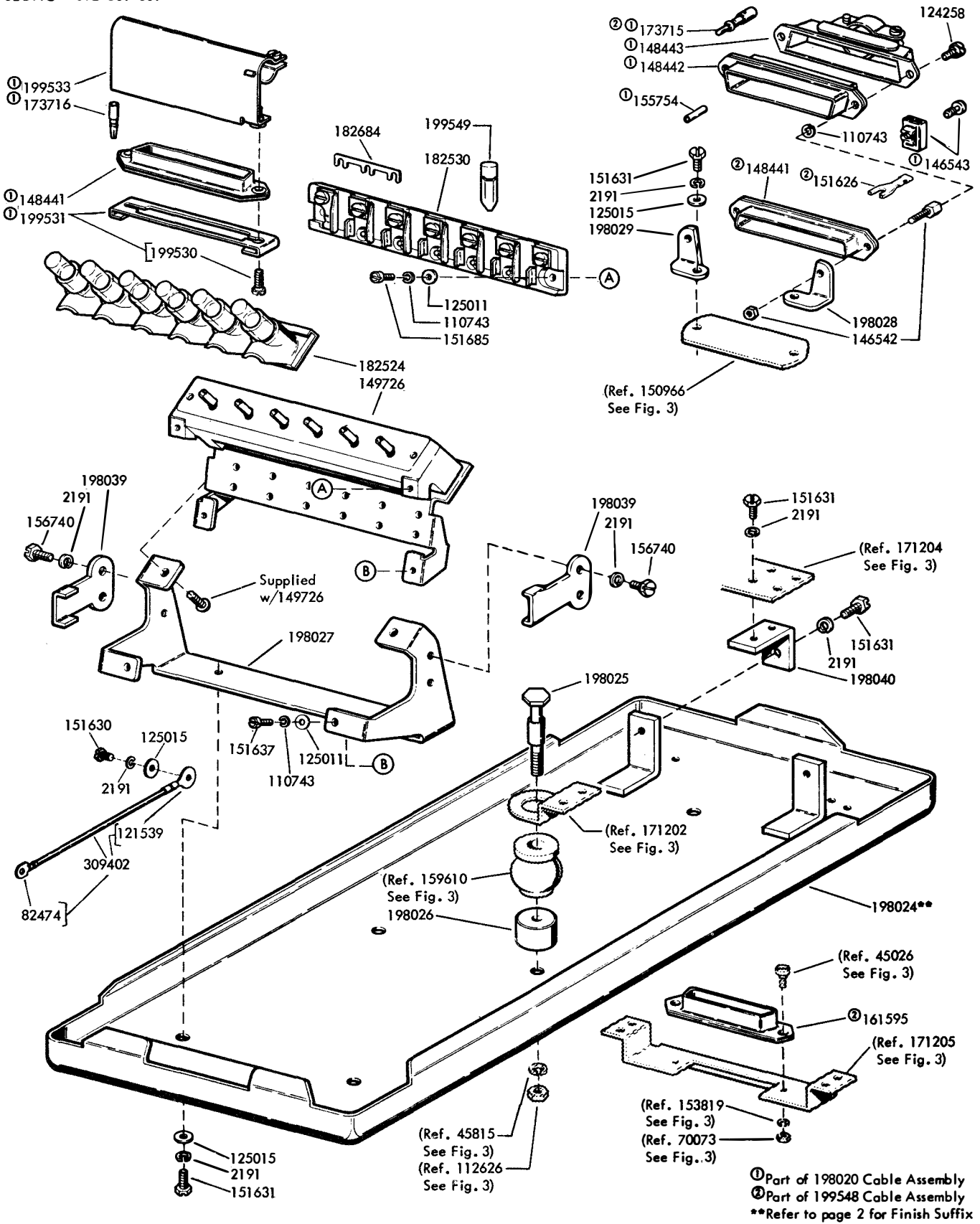
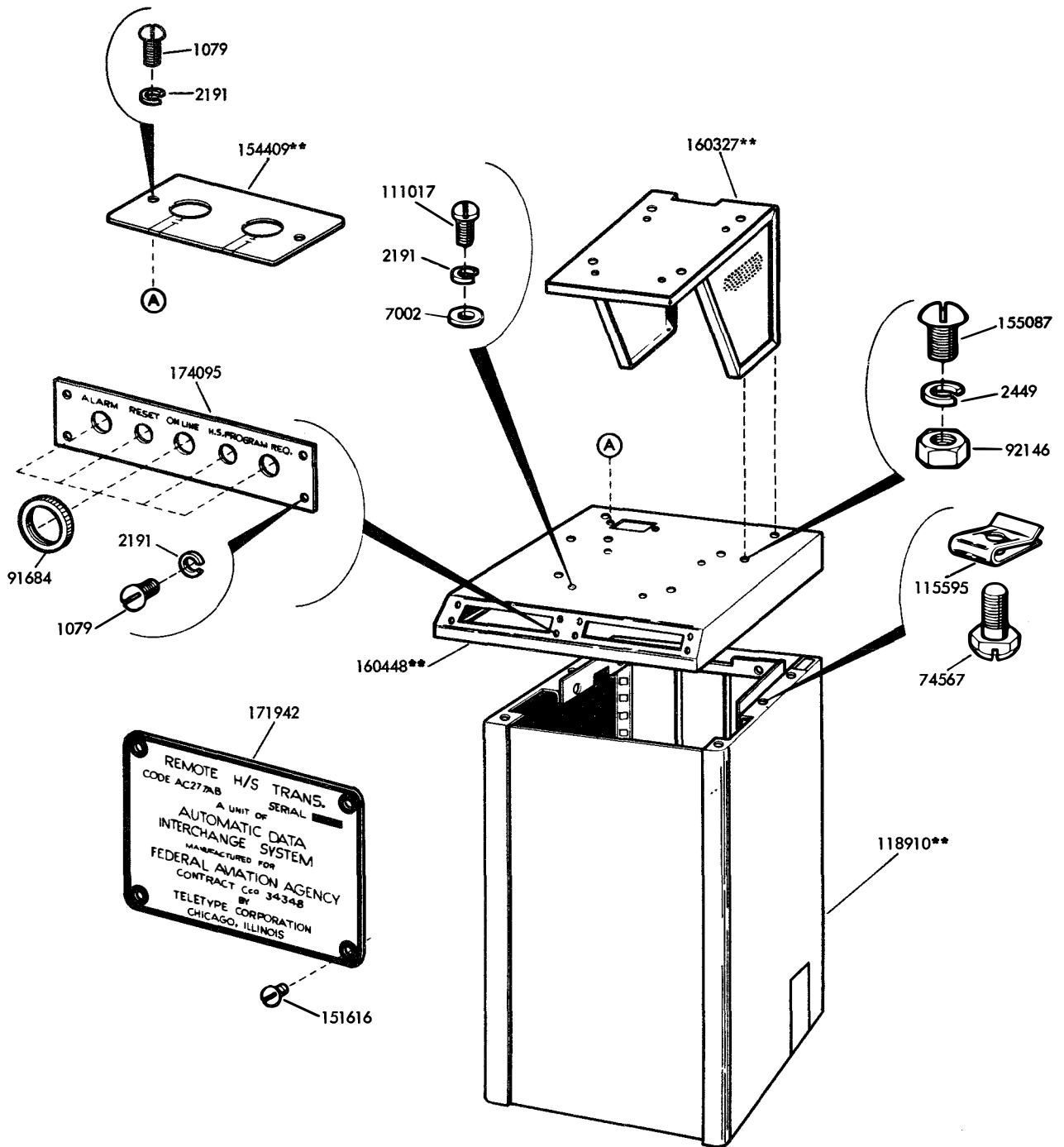


FIGURE 4. HIGH SPEED TAPE READER BASE WITH PUSH BUTTONS



**Refer to page 2 for Finish Suffix

FIGURE 5. TABLE TYPE CABINET

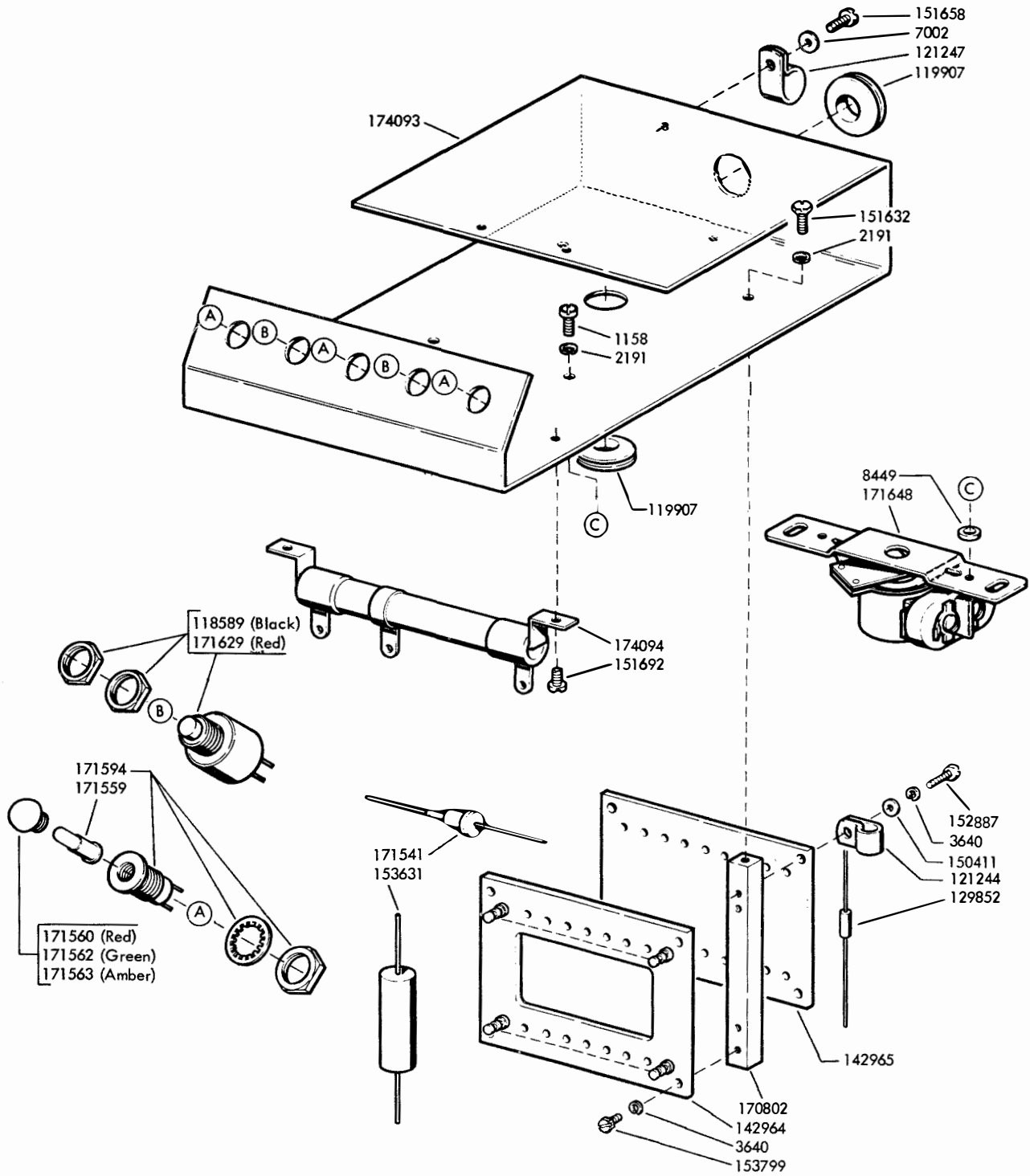
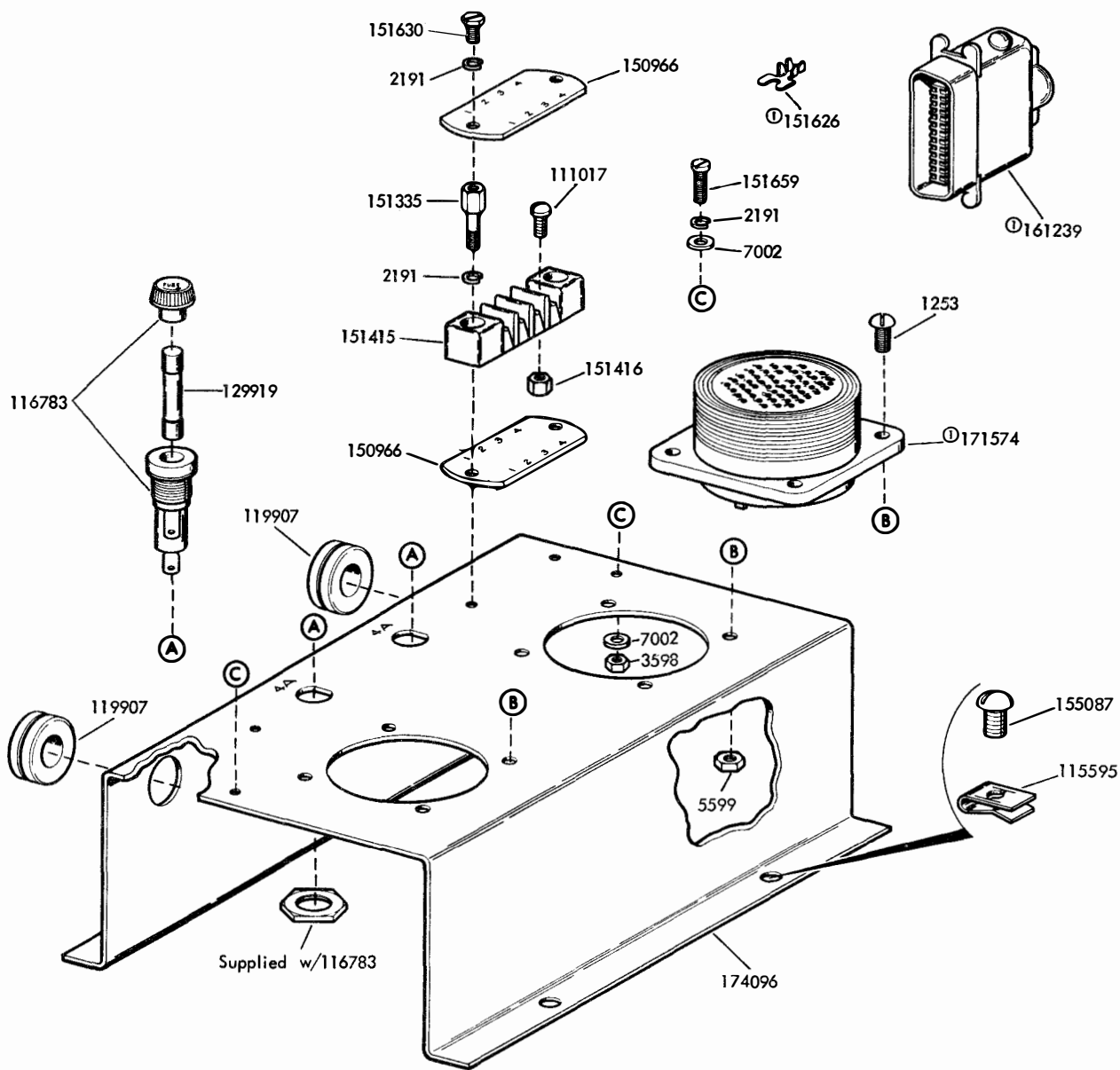


FIGURE 6. TABLE TYPE CABINET COMPONENTS



ⓐ Part of 174107 Cable Assembly

FIGURE 7. TABLE TYPE CABINET COMPONENTS (Continued)

NUMERICAL INDEX

Part Number	Description and Page Number	Part Number	Description and Page Number	Part Number	Description and Page Number
1079	Screw (6-32 x 5/16 Rd) 7	148442	Connector, Receptacle Type (37 Pt) 6	171562	Lens, Lamp (Green) 8
1158	Screw (6-32 x 5/16 Fil) 8	148443	Clamp, Cable 6	171563	Lens, Lamp (Amber) 8
1253	Screw (8-32 x 3/8 Rd) 9	148561	Guard, Gear 5	171574	Connector, Plug (52 Pt) 9
2191	Washer, Lock 4 to 9	149726	Key 6	171594	Socket, Lamp 8
2449	Washer, Lock 7	150411	Washer, Flat 8	171629	Switch, Push (NC Red) 8
3438	Washer, Flat 5	150948A	Plate 5	171648	Buzzer 8
3598	Nut (6-40 Hex) 4, 5, 9	150949	Plate, Serial Number 5	171698	Insulator 5
3640	Washer, Lock 8	150950	Plate, Code 5	171705	Guard, Gear 5
3646	Washer, Lock 5	150966	Insulator (1-4) 5, 6, 9	171708**	Cover 3
5599	Nut (8-32 Hex) 9	151335	Stud 5, 9	171709**	Cover 3
7002	Washer, Flat 5, 7, 8, 9	151415	Block, Terminal 5, 9	171809	Cable w/Terminals 5
8449	Spacer (.094") 8	151416	Nut (6-40 Hex) 5, 9	171815	Cable Assembly 5
45026	Screw (3-48 Shoulder) 5, 6	151616	Screw, Self-Tapping (#2) 7	171942	Plate, Identification 7
45815	Washer, Lock 5, 6	151626	Terminal 5, 6, 9	172205	Cable w/Terminal 5
55219	Screw (8-32 x 3/8 Fil) 5	151630	Screw (6-40 x 1/4 Hex) 5, 6, 9	172208	Bracket, Left 5
70072	Washer, Flat 5	151631	Screw (6-40 x 5/16 Hex) 5, 6	172209	Bracket, Right 5
70073	Nut (3-48 Hex) 5, 6	151632	Screw (6-40 x 3/8 Hex) 5, 8	173715	Terminal, Plug Type 6
74567	Screw (1/4-20 x 33/64 Hex) 7	151637	Screw (4-40 x 1/4 Fil) 6	173716	Terminal, Receptacle Type 6
82474	Terminal 6	151658	Screw (6-40 x 5/16 Fil) 8	174093	Bracket, Mounting 8
90791	Washer, Lock 4	151659	Screw (6-40 x 1/2 Fil) 9	174094	Resistor (25 Ohm) 8
91683	Nut (15/32-32 Hex) 5	151685	Screw (4-40 x 5/16 Fil) 6	174095	Plate, Front 7
91684	Nut (15/32-32 Ring) 5, 7	151692	Screw (6-40 x 3/16 Fil) 8	174096	Panel, Mounting 9
92146	Nut (1/4-20 Hex) 7	151722	Screw (6-40 x 3/16 Hex) 5	174107	Cable Assembly 9
92265	Screw (2-56 x 1/8 Rd) 5	152887	Screw (4-40 x 1/2 Hex) 8	174128**	Cover 3
98726	Screw (3-48 x 1/4 Fil) 5	153631	Network, Spark Suppression 8	182524	Button Assembly 6
98735	Switch, Toggle (DP-ST) 5	153799	Screw (4-40 x 21/64 Hex) 8	182530	Strip Assembly, Lamp 6
99381	Foot, Rubber 5	153819	Washer, Lock 5, 6	182684	Strap 6
107116	Washer, Lock 5	154409**	Plate 7	183119	Resistor (470 Ohm) 5
110743	Washer, Lock 6	155087	Screw (1/4-20 x 7/16 Rd) 7, 9	190316**	Cover 3
111017	Screw (6-40 x 5/16 Fil) 5, 7, 9	155752	Sleeve, Insulating (5/64 ID x 1/2" Lg) 5	197674	Plate, Name 4
112626	Nut (10-32 Hex) 5, 6	155754	Sleeve, Insulating (1/16 ID x 1/2" Lg) 6	198020	Cable Assembly 6
115595	Nut, Speed 7, 9	156740	Screw (6-40 x 7/32 Hex) 5, 6	198024**	Plate, Base 4, 6
116783	Holder, Fuse 9	159610	Mount, Vibration 5, 6	198025	Screw, Shoulder (10-32) 6
118589	Switch, Push (Black) 8	160327**	Bracket, Mounting 7	198026	Spacer 6
118910**	Cabinet 7	160448**	Top, Table 7	198027	Bracket, Switch 6
119907	Grommet, Rubber 8, 9	161238	Connector, Receptacle (36 Pt) 5	198028	Bracket, Right 6
120175	Plate (ON-OFF) 5	161239	Connector, Plug (36 Pt) 9	198029	Bracket, Left 6
121244	Clamp, Cable (1/4" ID) 8	161552	Screw (10-32 Spl) 5	198030**	Cover 4
121247	Clamp, Cable (7/16" ID) 8	161595	Connector, Receptacle (36 Pt) 5, 6	198032	Plate 4
121539	Terminal 6	170802	Post 8	198036	Screw (6-40 Captive) 4
124258	Screw, Shoulder (4-40) 6	171200	Plate, Base 5	198039	Bracket, Front 6
125011	Washer, Flat 6	171201	Rail, Left 5	198040	Bracket, Rear 6
125015	Washer, Flat 6	171202	Brocket 5, 6	198046	Plate, Name 4
125126	Screw (2-56 x 9/32 Fil) 4	171203	Rail, Right 5	199530	Screw (4-40 Shoulder) 6
129852	Resistor (2200 Ohm) 8	171204	Bracket 5, 6	199531	Lock Assembly, Sliding 6
129919	Fuse (4 Amp) 9	171205	Bracket, Connector Mounting 5, 6	199533	Clamp, Cable 6
142665	Nut (8-32 Spl) 5	171263	Brocket, Switch 5	199542	Cable Assembly 4
142964	Board, Terminal 8	171541	Diode 8	199548	Cable Assembly 6
142965	Board, Terminal 8	171559	Bulb, Lamp (28 V) 8	199549	Lamp (48 V) 6
145924**	Cover 3	171560	Lens, Lamp (Red) 8	305056	Plate, Identification 3
146542	Post Assembly 6			305057	Plate, Identification 3
146543	Screw Assembly 6			307840	Plate, Name 4
148441	Connector, Plug Type (37 Pt) 6			309402	Jumper (6" Green) 6

**Refer to page 2 for Finish Suffix

HIGH SPEED TAPE SENDER CABINET (AC)
AND MODULES (TTD and TTSC)
TYPES 1 AND 2
PARTS

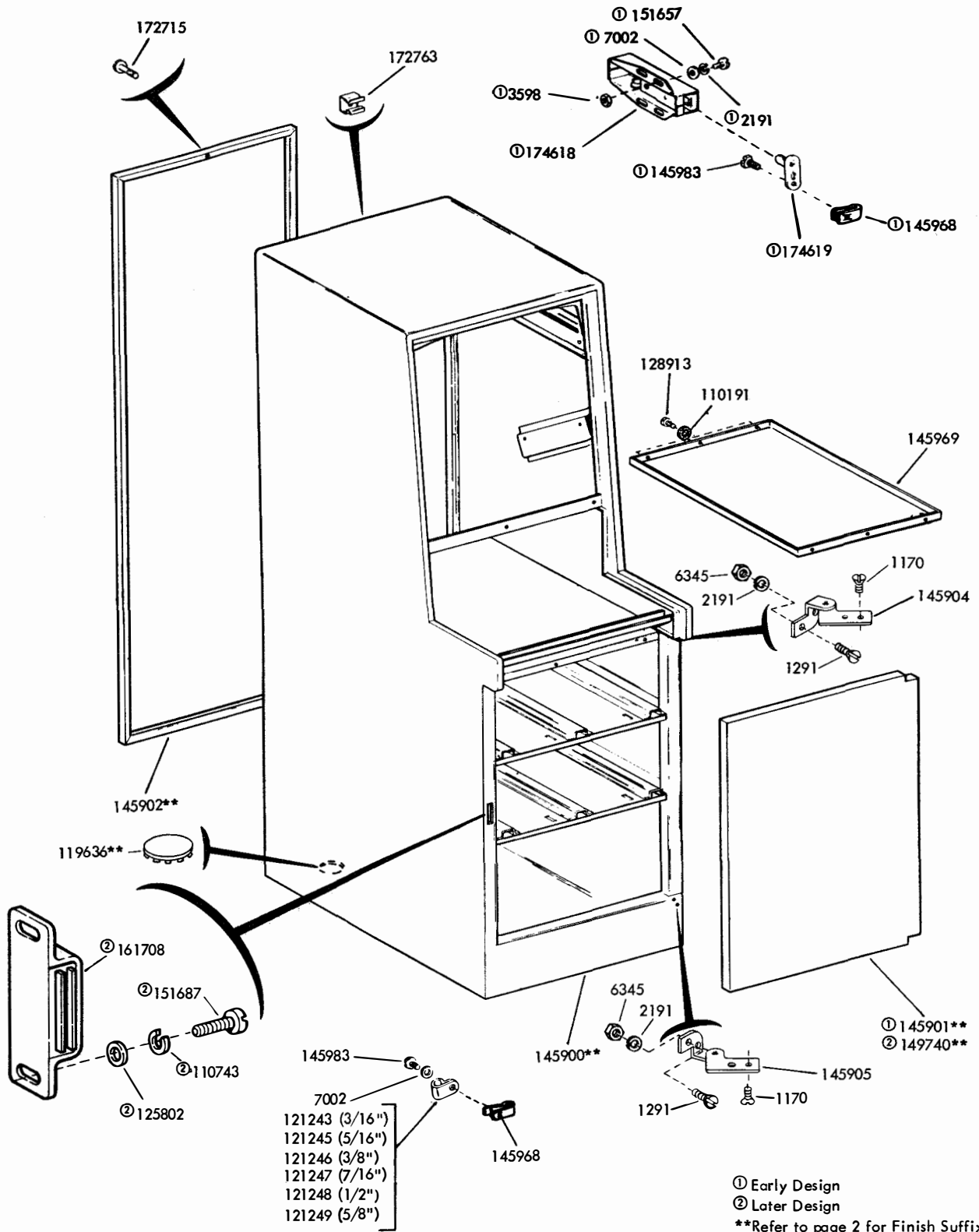
FIGURE	CONTENTS	PAGE
1	Cabinet	3
2	Cabinet (Continued)	4
3	Front Panel and Inner Frame Parts	5
4	Tape Handling Mechanism	6
5	Reader Mounting Parts	7
6	Tape Guide and Chad Depressor Mechanism	8
7	146527 Modification Kit to Provide Line Break and Automatic Answer	9
8	Cable Assemblies and Components	10
9	Transmitter Distributor Module (TTD)	11
10	Transmitter Signal Converter Module (TTSC)	12
11	177149** Multi-Voltage Rectifier Module Assembly	13
	Numerical Index	14

**Refer to page 2 for Finish Suffix

PAINT FINISH COLOR CODE CHART				
For parts and assemblies requiring a paint finish				
Color	Finish Suffixes			
	Wrinkle	Smooth	Textured Vinyl	Smooth Vinyl
Black Dark Brown Gray Green	AA(37) AD(38) AB(40)	BB BL BK	GA (45)	
Charcoal Gray Dark Gray Light Gray	AL	BZ EJ	GB	HA HB (68)
Beige Gray Light Beige Moss Green		EL EN	GC	HC HD
Eye Rest Green Turquoise Aqua Blue		EA EV EK		
Brussels Light Blue Medium Blue Cherry Red		EC ES EF		
Pastel Yellow White Ivory		EG EH EM		
Beige Rose Beige Rose Pink		ET ER EU		
Dark Covert Gray Light Olive Gray Fawn		EW	GE	HE HF (46) HG

The double asterisk (**) denotes a painted part. Suffix to be applied following the part number. Number in parenthesis indicate Bell System code.

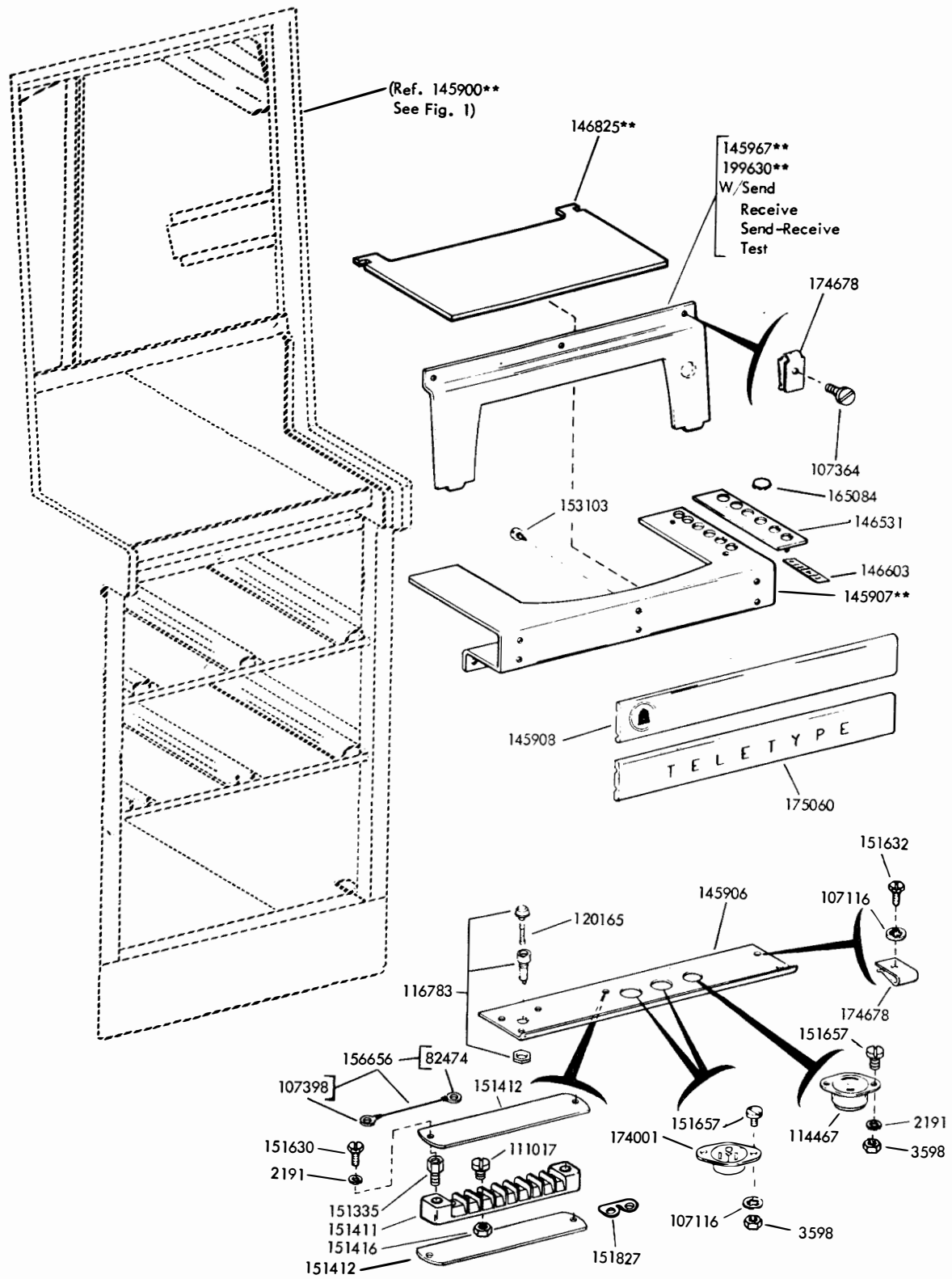
Color Code Chart for multi-colored apparatus		
Color Code	Basic Color	Finish Suffixes
MA	Beige	HC and HG
MB	Gray	HB and HE
MC	Green	HD and HB
MH	Gray	BJ and EJ



- 121243 (3/16")
- 121245 (5/16")
- 121246 (3/8")
- 121247 (7/16")
- 121248 (1/2")
- 121249 (5/8")

① Early Design
 ② Later Design
 **Refer to page 2 for Finish Suffix

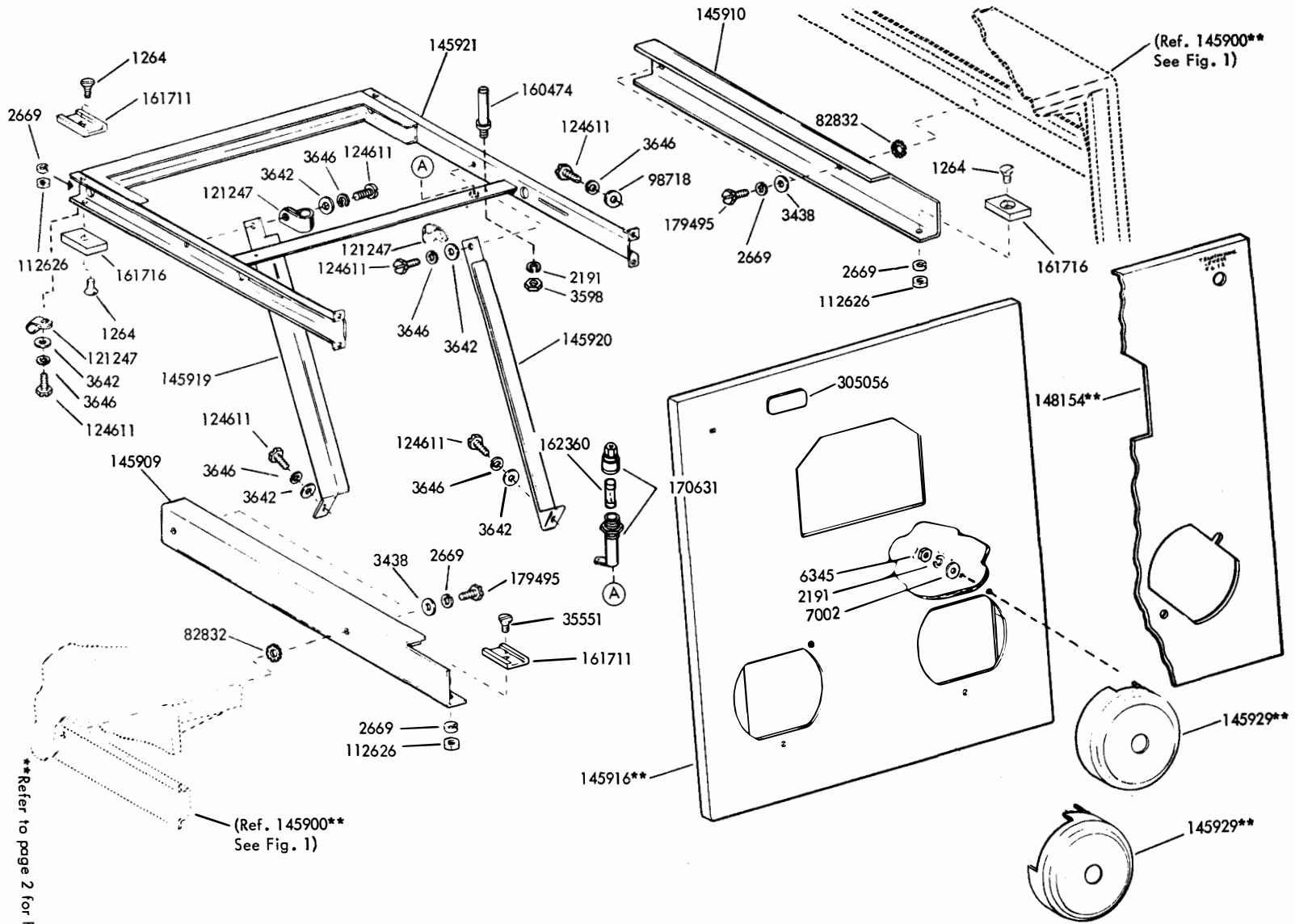
FIGURE 1. CABINET



**Refer to page 2 for Finish Suffix

FIGURE 2. CABINET (Continued)

FIGURE 3. FRONT PANEL AND INNER FRAME PARTS



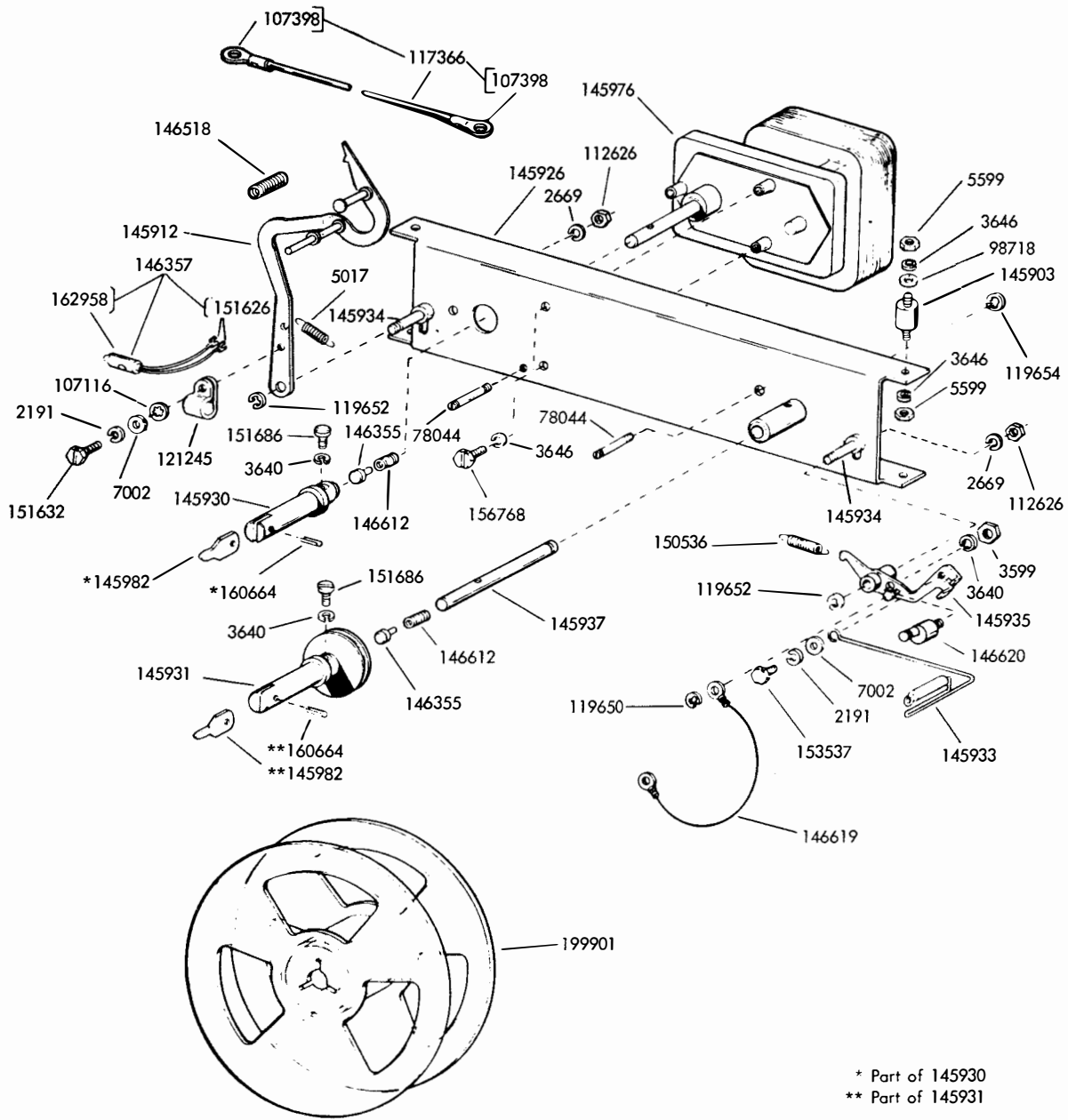
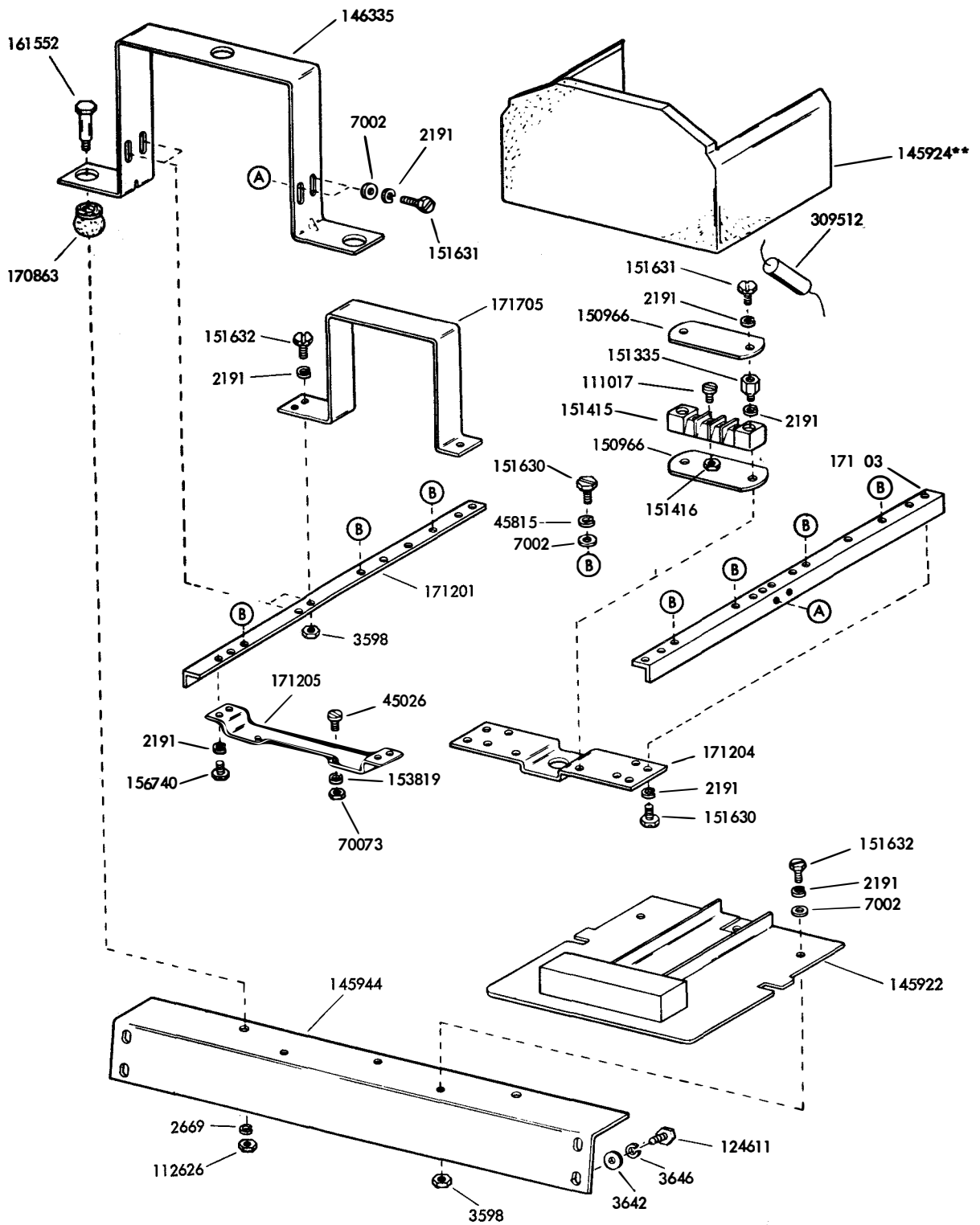
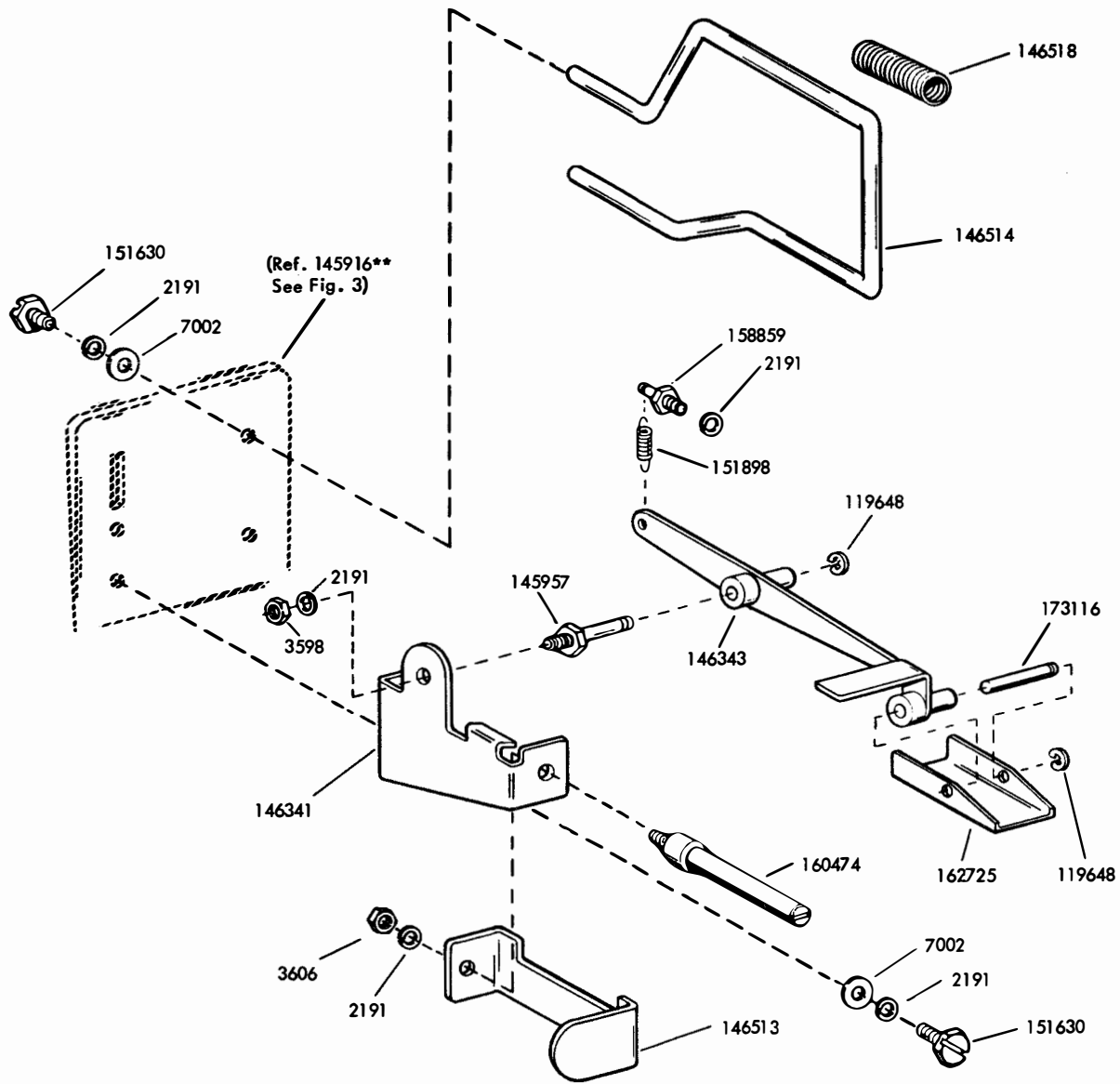


FIGURE 4. TAPE HANDLING MECHANISM



**Refer to page 2 for Finish Suffix

FIGURE 5. READER MOUNTING PARTS



**Refer to page 2 for Finish Suffix

FIGURE 6. TAPE GUIDE AND CHAD DEPRESSOR MECHANISM

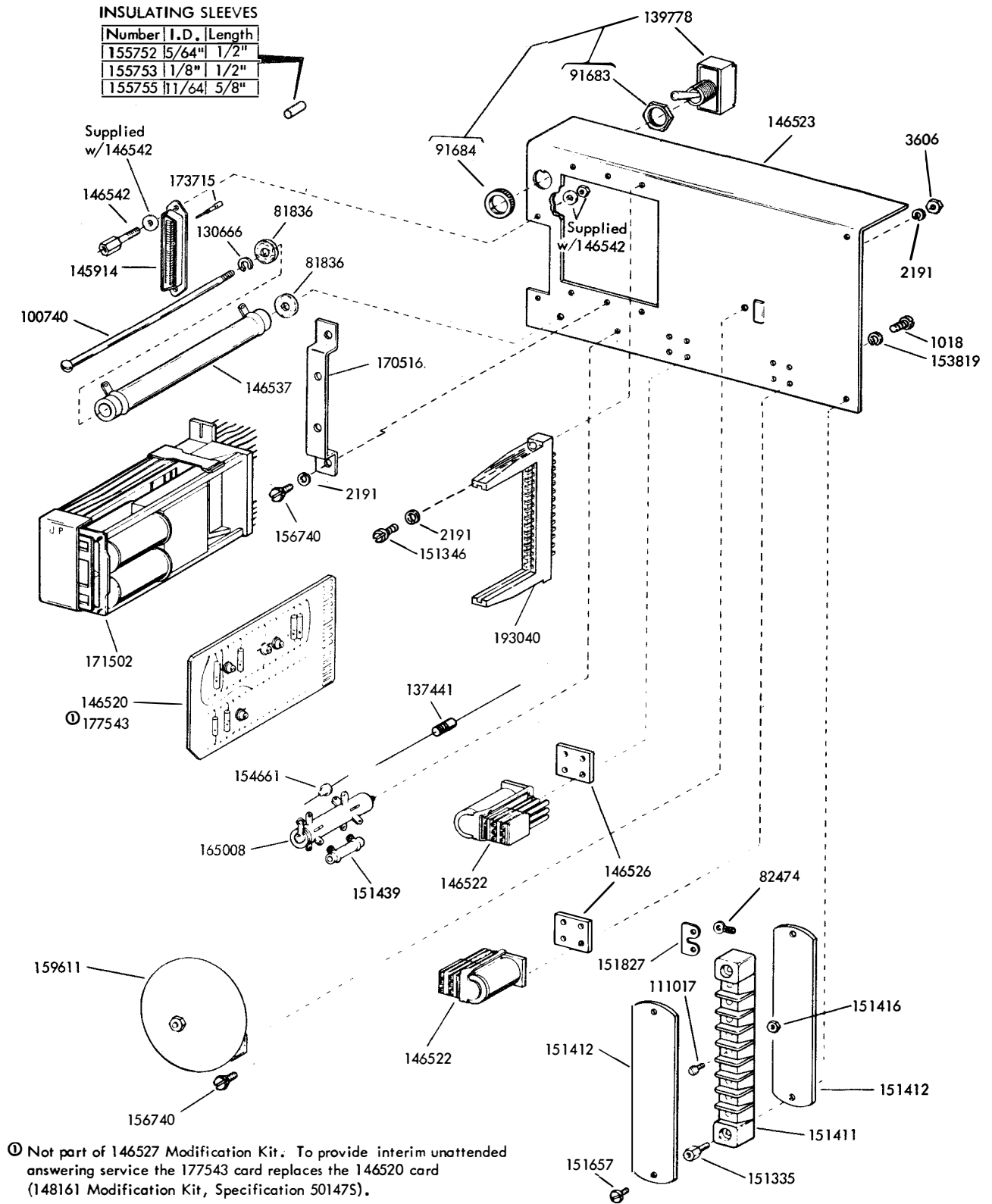


FIGURE 7. 146527 MODIFICATION KIT TO PROVIDE LINE BREAK AND AUTOMATIC ANSWER

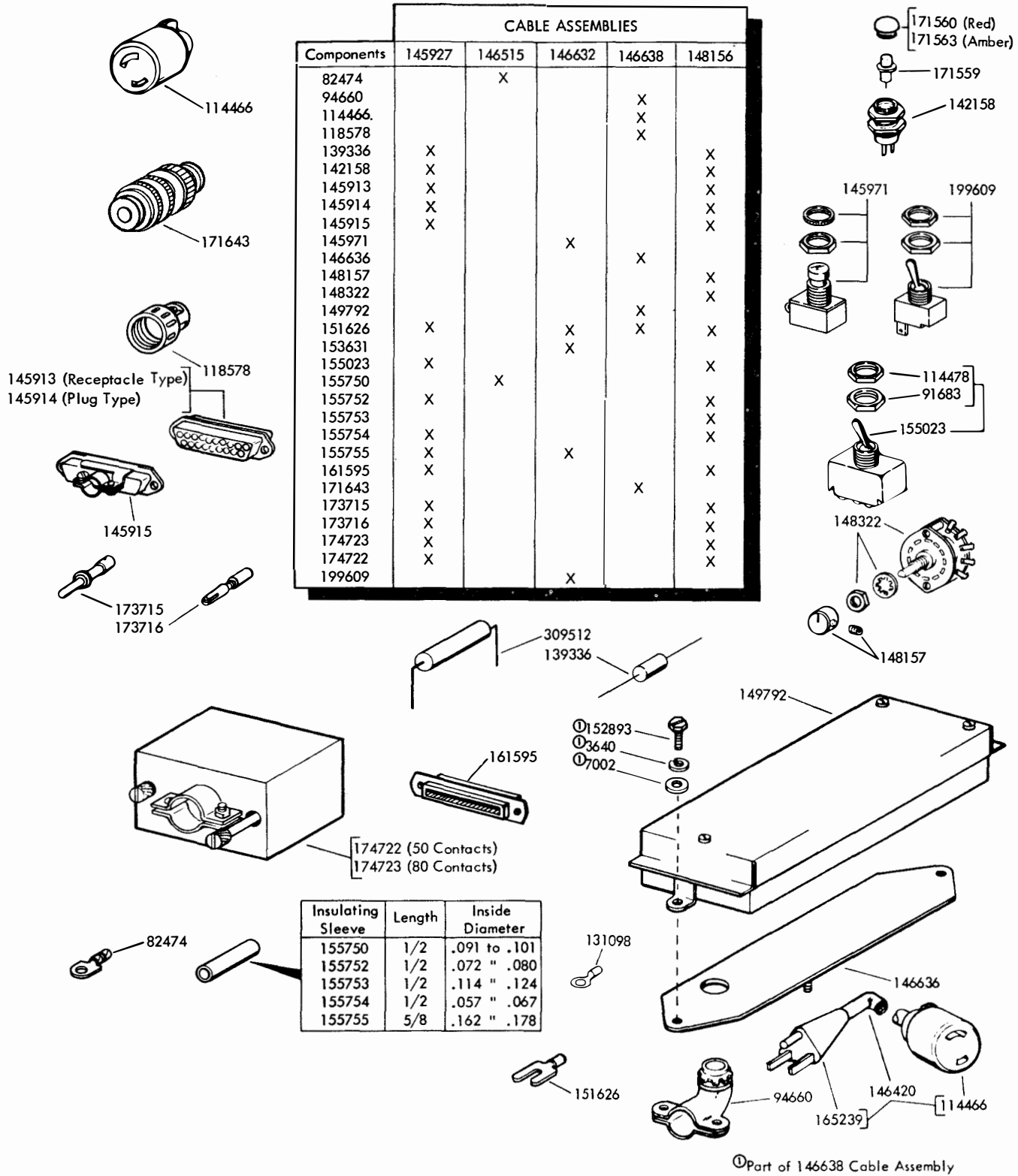
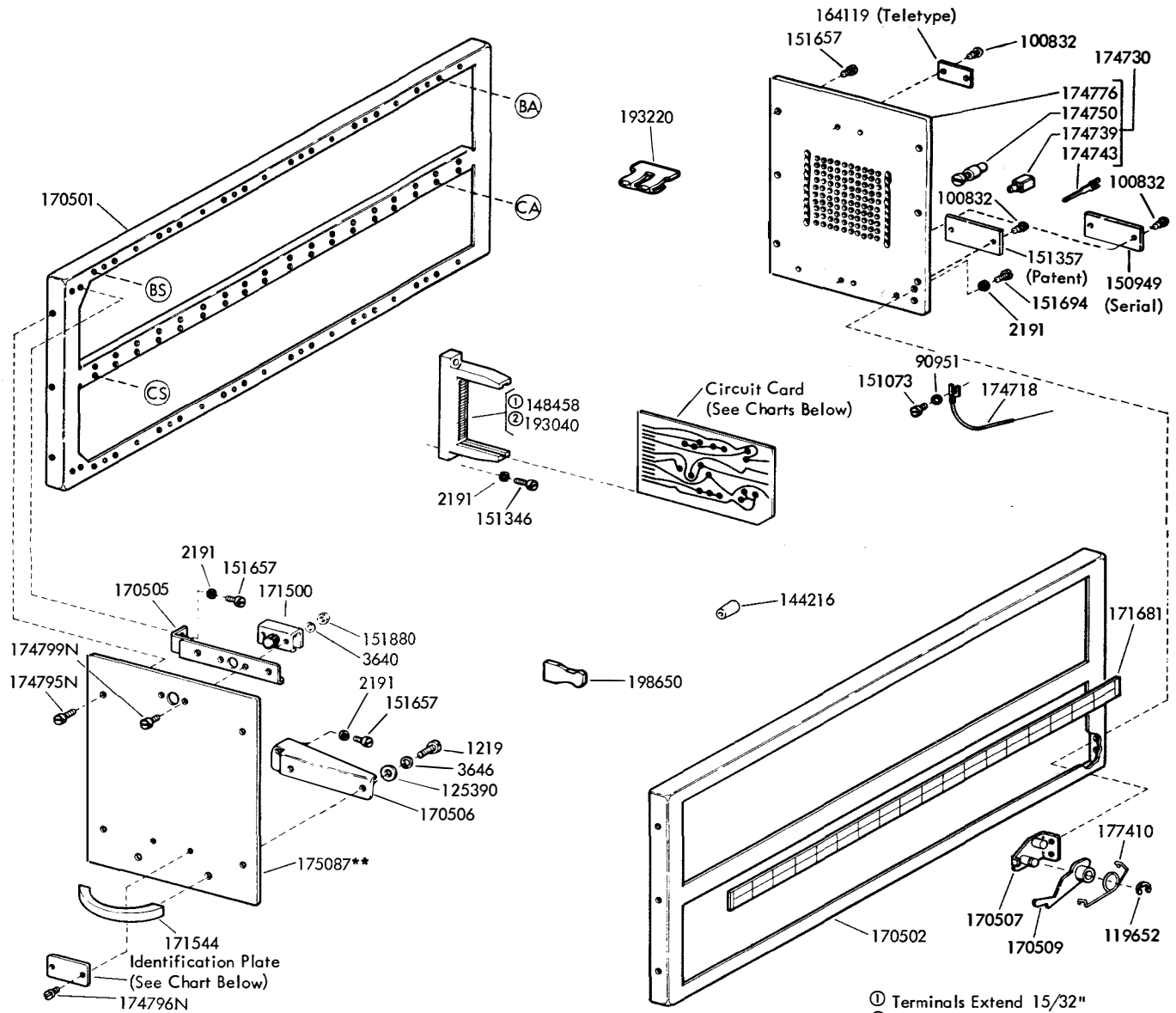


FIGURE 8. CABLE ASSEMBLIES AND COMPONENTS



See Chart ①

BS	BR	BQ	BP	BN	BM	BL	BK	BJ	BH	BG	BF	BE	BD	BC	BB	BA	
				172420	172359				172321	172375	172473	172347	172365	172363	172490		
CS	CR	CQ	CP	CN	CM	CL	CK	CJ	CH	CG	CF	CE	CD	CC	CB	CA	
				172323	172359	172359	172359	172359	172359	172359				172363			

- ① Terminals Extend 15/32"
- ② Terminals Extend 1/4"

Chart ②

Area	Circuit Card	Level
CF	172359	6, 7 and 8
CE	172359	7 and 8
CD	172359	8

Chart ①

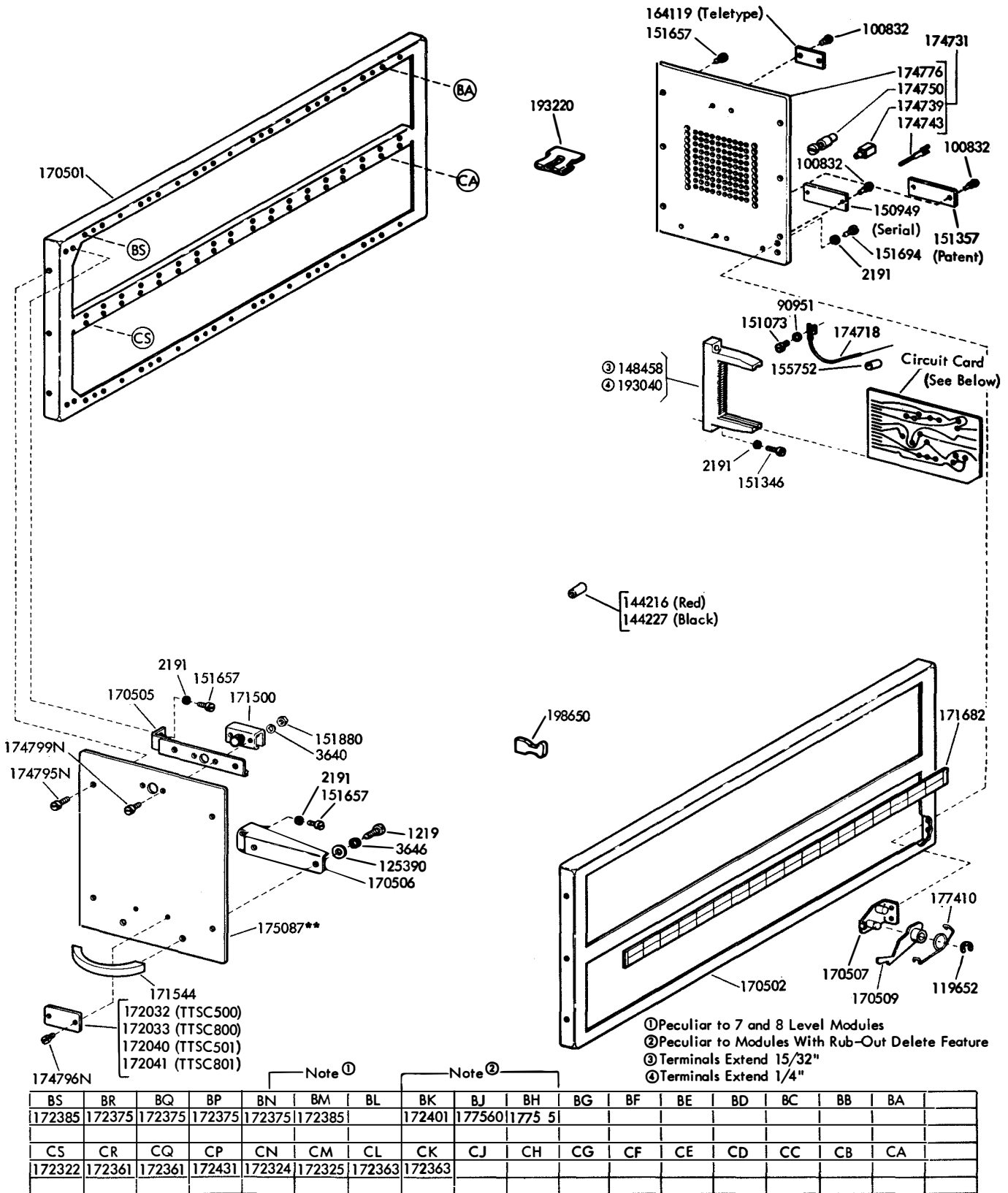
Area	Circuit Card	Baud
BQ	172391	600
	172392	750
	172393	900
	172394	1050

Identification Plate Chart

Plate No.	172010	172011	172012	172013	172038	172014	172015	172016	172017	172018	172019	172020					
Unit No.	501	502	601	602	603	701	702	703	801	802	803	804					

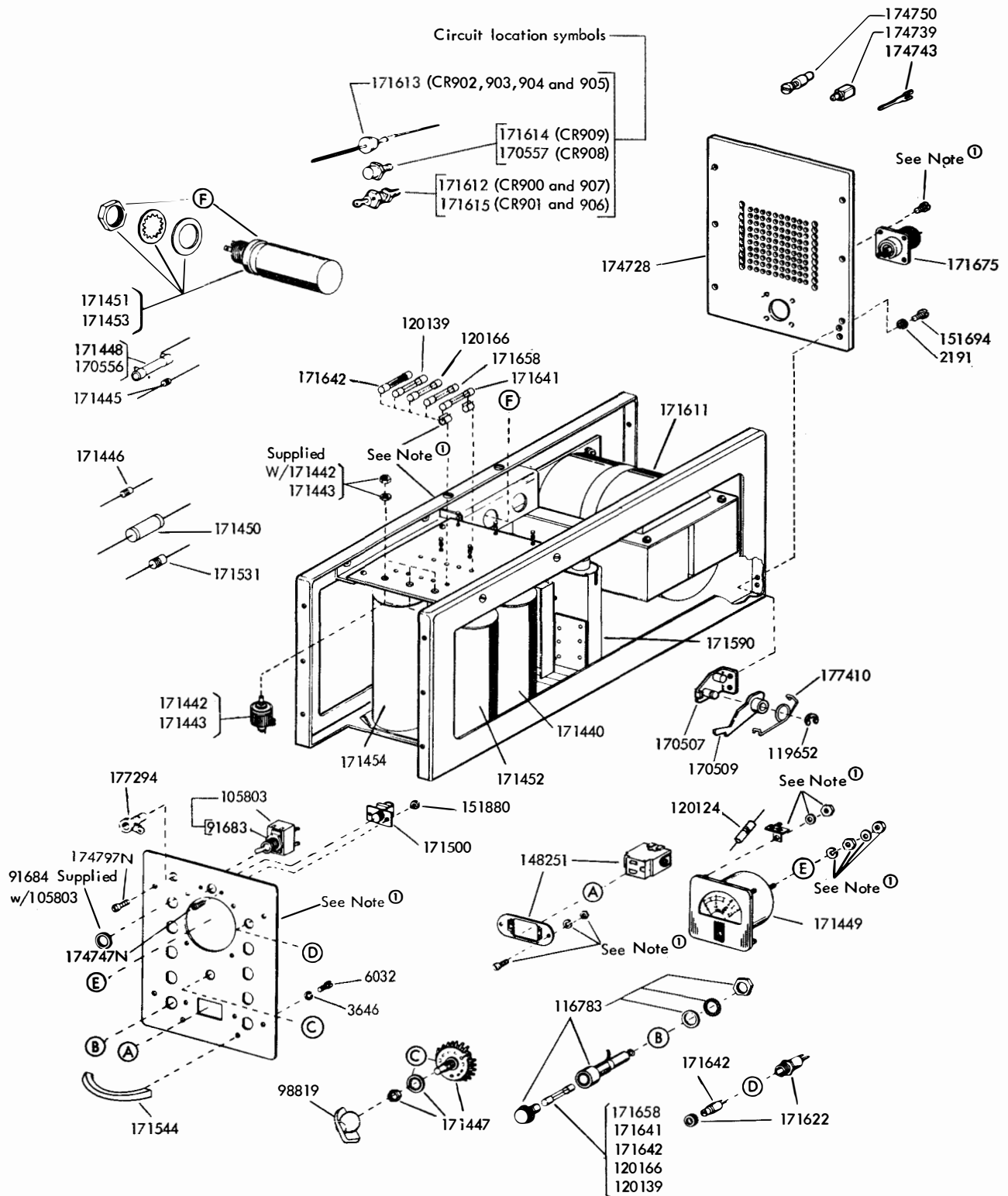
**Refer to page 2 for Finish Suffix

FIGURE 9. TRANSMITTER DISTRIBUTOR MODULE (TTD)



**Refer to page 2 for Finish Suffix

FIGURE 10. TRANSMITTER SIGNAL CONVERTER MODULE (TTSC)



① Part numbers not assigned
 **Refer to page 2 for Finish Suffix

FIGURE 11. 177149** MULTI-VOLTAGE RECTIFIER MODULE ASSEMBLY

NUMERICAL INDEX

Part Number	Description and Page Number	Part Number	Description and Page Number	Part Number	Description and Page Number
1018	Screw, 3-48 x 5/16 Fil 9	121249	Clamp, 5/8" ID Cable 3	146526	Spacer, .125" Thk 9
1170	Screw, 6-32 x 5/16 Flat 3	124611	Screw, 8-32 x 3/8 Hex 5, 7	146527	Modification Kit 1, 9
1219	Screw, 8-32 x 5/16 Fil 11, 12	125390	Washer, Flat 11, 12	146531	Faceplate 4
1264	Screw, 10-32 x 1/2 Flat 5	125802	Washer, Flat 3	146537	Resistor, 25 Ohm 9
1291	Screw, 6-32 x 3/4 Flat 3	128913	Screw, 8-32 Self-Tapping 3	146542	Post Assembly 9
2191	Washer, Lock 3 to 9, 11, 12, 13	130666	Washer, Lock 9	146603	Card, Identification 4
2669	Washer, Lock 5, 6, 7	131098	Terminal, 5/8" Lg 10	146612	Spring 6
3438	Washer, Flat 5	137441	Resistor, 1200 Ohm 9	146619	Wire, Brake 6
3598	Nut, 6-40 Hex 3, 4, 5, 7, 8	139336	Resistor, 150 Ohm 10	146620	Post 6
3599	Nut, 4-40 Hex 6	139778	Switch, DP-DT Toggle 9	146632	Cable Assembly 10
3606	Nut, 6-40 Hex 8, 9	142158	Holder, Lamp 10	146636	Bracket, Mounting 10
3640	Washer, Lock 6, 10, 11, 12	144216	Connector, Red Insulated 11, 12	146638	Cable Assembly 10
3642	Washer, Flat 5, 7	144227	Connector, Black Insulated 12	146825**	Plate, Adapter 4
3646	Washer, Lock 5, 6, 7, 11, 12, 13	145900**	Shell, Cabinet 3, 4, 5	148154**	Panel, Front 5
5017	Spring 6	145901**	Door, Front 3	148156	Cable Assembly 10
5599	Nut, 8-32 Hex 6	145902**	Panel, Rear 3	148157	Knob, Gray 10
6032	Screw, 8-32 x 7/16 Fil 13	145903	Mount, Vibration 6	148161	Modification Kit 9
6345	Nut, 6-32 Hex 3, 5	145904	Hinge, Right 3	148251	Connector, 3 Pt Receptacle 13
7002	Washer, Flat 3, 5 to 8, 10	145905	Hinge, Left 3	148322	Switch, Rotary 10
35551	Screw, 10-32 x 3/8 Flat 5	145906	Panel, Service 4	148458	Connector, 15 Pt Circuit Card 11, 12
45026	Screw, 3-48 Shoulder 7	145907**	Panel, Control 4	149740**	Door, Front 3
45815	Washer, Lock 7	145908	Plate, Name 4	149792	Suppressor, Noise 10
70073	Nut, 3-48 Hex 7	145909	Channel, Left 5	150536	Spring 6
78044	Post, Spring 6	145910	Channel, Right 5	150949	Plate, Serial Number 11, 12
81836	Washer, Insulating 9	145912	Arm w/Posts 6	150966	Insulator 7
82474	Terminal 4, 9, 10	145913	Connector, 25 Pt Receptacle Type 10	151073	Screw, 4-40 x 5/32 Fil 11, 12
82832	Washer, Lock 5	145914	Connector, 25 Pt Plug Type 9, 10	151335	Stud 4, 7, 9
90951	Washer, Lock 11, 12	145915	Clamp, Cable 10	151346	Screw, 6-40 x 3/8 Fil 9, 11, 12
91683	Nut, 15/32-32 Hex 9, 10, 13	145916**	Panel, Front 5, 8	151357	Plate, Patent 11, 12
91684	Nut, 15/32-32 Ring 9, 13	145919	Brace, Left 5	151411	Block, Terminal 4, 9
94660	Connector, 90° 10	145920	Brace, Right 5	151412	Insulator 4, 9
98718	Washer, Flat 5, 6	145921	Frame, Inner 5	151415	Block, Terminal 7
98819	Knob 13	145922	Pan 7	151416	Nut, 6-40 Hex 4, 7, 9
100740	Screw, 10-32 x 4-9/16 Rd 9	145924**	Cover 7	151439	Resistor, 250 Ohm 9
100832	Screw, #0 x 3/16 Drive 11, 12	145926	Plate w/Hub 6	151626	Terminal 6, 10
105803	Switch, DP-ST Toggle 13	145927	Cable Assembly 10	151630	Screw, 6-40 x 1/4 Hex 4, 7, 8
107116	Washer, Lock 4, 6	145929**	Cup, 4-1/2" ID 5	151631	Screw, 6-40 x 5/16 Hex 7
107364	Screw, 6-32 x 3/8 Fil 4	145930	Hub Assembly 6	151632	Screw, 6-40 x 3/8 Hex 4, 6, 7
107398	Terminal 4, 6	145931	Disk Assembly 6	151657	Screw, 6-40 x 1/4 Fil 3, 4, 9, 11, 12
110191	Washer, Lock 3	145933	Guide, Tape 6	151686	Screw, 4-40 x 3/8 Fil 6
110743	Washer, Lock 3	145934	Post 6	151687	Screw, 4-40 x 7/16 Fil 3
111017	Screw, 6-40 x 5/16 Fil 4, 7, 9	145935	Arm w/Hub 6	151694	Screw, 6-40 x 11/32 Fil 11, 12, 13
112626	Nut 10-32 Hex 5, 6, 7	145937	Shaft 6	151827	Strap, Terminal 4, 9
114466	Connector, 3 Pt Receptacle 10	145944	Bracket, Mounting 7	151880	Nut, 4-40 Hex 11, 12, 13
114467	Connector, 3 Pt Plug 4	145957	Stud 8	151898	Spring 8
114478	Nut, 15/32-32 Hex 10	145967**	Panel 4	152893	Screw, 4-40 x 1/4 Hex 10
116783	Holder, Fuse 4, 13	145968	Nut, #6 Speed 3	153103	Screw, 4-40 Self-Tapping 4
117366	Jumper, 8-1/2" Green 6	145969	Rack, Mounting 3	153537	Screw, 6-40 x 9/32 Hex 6
118578	Clamp, 3/4" ID Cable 10	145971	Switch, Push 10	153631	Network, Spark Suppression 10
119636**	Button, Plug 3	145976	Motor, 115 VAC 105 RPM 6	153819	Washer, Lock 7, 9
119648	Ring, Retaining 8	145982	Detent, Tape Reel 6	154661	Diode 9
119650	Ring, Retaining 6	145983	Screw, #6 Self-Tapping 3	155023	Switch, DP-DT Toggle 10
119652	Ring, Retaining 6, 11, 12, 13	146335	Bracket, Mounting 7	155750	Sleeve, 3/32 ID x 1/2" Lg Insulating 10
119654	Ring, Retaining 6	146341	Bracket, Chad Depressor 8	155752	Sleeve, 5/64 ID x 1/2" Lg Insulating 9, 10, 12
120124	Resistor, 33,000 Ohm 13	146343	Arm w/Hub 8	155753	Sleeve, 1/8 ID x 1/2" Lg Insulating 9, 10
120139	Fuse, 1 Amp 13	146355	Plunger 6	155754	Sleeve, 1/16 ID x 1/2" Lg Insulating 10
120165	Fuse, 10 Amp 4	146357	Switch, Mercury 6	155755	Sleeve, 11/64 ID x 5/8" Lg Insulating 9, 10
120166	Fuse, 2 Amp 13	146420	Cable Assembly 10	156656	Jumper, 2-3/4" Black 4
121243	Clamp, 3/16" ID Cable 3	146513	Guide, Tape 8		
121245	Clamp, 5/16" ID Cable 3, 6	146514	Guide, Tape 8		
121246	Clamp, 3/8" ID Cable 3	146515	Cable w/Terminals 10		
121247	Clamp, 7/16" ID Cable 3, 5	146518	Roller, Spring 6, 8		
121248	Clamp, 1/2" ID Cable 3	146520	Card, EC520 Circuit 9		
		146522	Relay, Motor Control 9		
		146523	Plate, Mounting 9		

**Refer to page 2 for finish suffix

NUMERICAL INDEX (Continued)

Part Number	Description and Page Number	Part Number	Description and Page Number	Part Number	Description and Page Number
156740	Screw, 6-40 x 7/32 Hex 7, 9	171544	Handle 2-3/4" Lg 11, 12, 13	172392	Card, EC392 Circuit 11
156768	Screw, 8-32 x 9/32 Hex 6	171559	Lamp, 28V Incandescent 10	172393	Card, EC393 Circuit 11
158859	Post, Spring 8	171560	Lens, Red Lamp 10	172394	Card, EC394 Circuit 11
159611	Bell 9	171563	Lens, Amber Lamp 10	172401	Card, EC401 Circuit 12
160474	Stud, Eccentric 5, 8	171590	Capacitor, 3 MFD 13	172420	Card, EC420 Circuit 11
160664	Pin, Roll 6	171611	Transformer 13	172431	Card, EC431 Circuit 12
161552	Screw, 10-32 Spl 7	171612	Diode 13	172473	Card, EC473 Circuit 11
161595	Connector, 36 Pt Receptacle 10	171613	Diode 13	172490	Card, EC490 Circuit 11
161708	Latch, Magnetic 3	171614	Diode 13	172715	Screw, 10-24 Captive 3
161711	Block, Guide 5	171615	Diode 13	172763	Nut, Grip 3
161716	Block, Support 5	171622	Holder, Lamp 13	173116	Pin 8
162360	Fuse, .8 Amp 5	171624	Cartridge, Amber-ON Lamp 13	173715	Terminal, Plug Type 9, 10
162725	Depressor, Chad 8	171641	Fuse, 6 Amp 13	173716	Terminal, Receptacle Type 10
162958	Switch, Mercury 6	171642	Fuse, 1.6 Amp 13	174001	Connector, 3 Pt Receptacle 4
164119	Plate, Teletype Identification 11, 12	171643	Connector, 3 Pt Receptacle 10	174618	Latch, Door 3
165008	Turret 9	171658	Fuse, 3 Amp 13	174619	Strike, Door 3
165084	Button 4	171675	Connector, 3 Pt Plug 13	174678	Nut, Speed 4
165239	Cord w/Plug 10	171681	Strip, Identification 11	174718	Jumper, 4" Black 11, 12
170501	Frame, Left 11, 12	171682	Strip, Identification 12	174722	Connector, 50 Pt Plug Type 10
170502	Frame, Right 11, 12	171705	Guard, Rear 7	174723	Connector, 80 Pt Plug Type 10
170505	Gusset, Upper 11, 12	172010	Plate, Identification 11	174728	Plate Assembly, 50 PC 13
170506	Gusset, Lower 11, 12	172011	Plate, Identification 11	174730	Plate Assembly, 50 Pt 11
170507	Bracket, Latch 11, 12, 13	172012	Plate, Identification 11	174731	Plate Assembly, 80 Pt 12
170509	Latch w/Hub 11, 12, 13	172013	Plate, Identification 11	174739	Insulator, White 11, 12, 13
170516	Bracket 9	172014	Plate, Identification 11	174743	Terminal, Plug Type 11, 12, 13
170556	Resistor, 300 Ohm 13	172015	Plate, Identification 11	174747N	Screw, 4-40 x 5/16 Fil 13
170557	Diode 13	172016	Plate, Identification 11	174750	Key Assembly 11, 12, 13
170631	Holder, Fuse 5	172017	Plate, Identification 11	174776	Plate, Connector 11, 12
170863	Mount, Vibration 7	172018	Plate, Identification 11	174795N	Screw, 6-40 x 1/4 Fil 11, 12
171201	Rail, Left 7	172019	Plate, Identification 11	174796N	Screw, 2-56 x 5/64 Fil 11, 12
171203	Rail, Right 7	172020	Plate, Identification 11	174797N	Screw, 6-40 x 3/8 Fil 13
171204	Bracket 7	172032	Plate, Identification 12	174799N	Screw, 4-40 x 11/32 Fil 11, 12
171205	Bracket, Connector Mounting 7	172033	Plate, Identification 12	175060	Plate, Name 4
171440	Capacitor, 10,000 MFD 13	172038	Plate, Identification 11	175087**	Plate, Front 11, 12
171442	Rheostat, 2 Ohm 13	172040	Plate, Identification 12	177149**	Module Assembly 1, 13
171443	Rheostat, 10 Ohm 13	172041	Plate, Identification 12	177294	Jack, Black Banana 13
171445	Resistor, 15 Ohm 13	172321	Card, EC321 Circuit 11	177410	Spring, Latch 11, 12, 13
171446	Resistor, 120 Ohm 13	172322	Card, EC322 Circuit 12	177505	Card, EC505 Circuit 12
171447	Switch, Rotary 13	172323	Card, EC323 Circuit 11	177543	Card, EC543 Circuit 9
171448	Resistor, 10 Ohm 13	172324	Card, EC324 Circuit 12	177560	Card, EC560 Circuit 12
171449	Voltmeter 13	172325	Card, EC325 Circuit 12	179495	Screw, 10-24 x 1/2 Hex 5
171450	Capacitor, .5 MFD 13	172347	Card, EC347 Circuit 11	193040	Connector w/Guide Slot 9, 11, 12
171451	Capacitor, 3500 MFD 13	172359	Card, EC359 Circuit 11	193220	Clip, Jumper 11, 12
171452	Capacitor, 17,000 MFD 13	172361	Card, EC361 Circuit 12	198650	Key, Polarizing 11, 12
171453	Capacitor, 6200 MFD 13	172363	Card, EC363 Circuit 11, 12	199609	Switch, SP-ST Toggle 10
171454	Capacitor, 48,000 MFD 13	172365	Card, EC365 Circuit 11	199630**	Panel 4
171500	Fastener 11, 12, 13	172375	Card, EC375 Circuit 11, 12	199901	Reel, Tape 6
171502	Relay 9	172385	Card, EC385 Circuit 12	305056	Plate, Identification 5
171531	Resistor, 3000 Ohm 13	172391	Card, EC391 Circuit 11	309512	Suppressor, Spark 7, 10

**Refer to page 2 for finish suffix



HIGH SPEED TAPE SENDER CABINET (AC)
AND ELECTRICAL COMPONENTS

TYPE 5

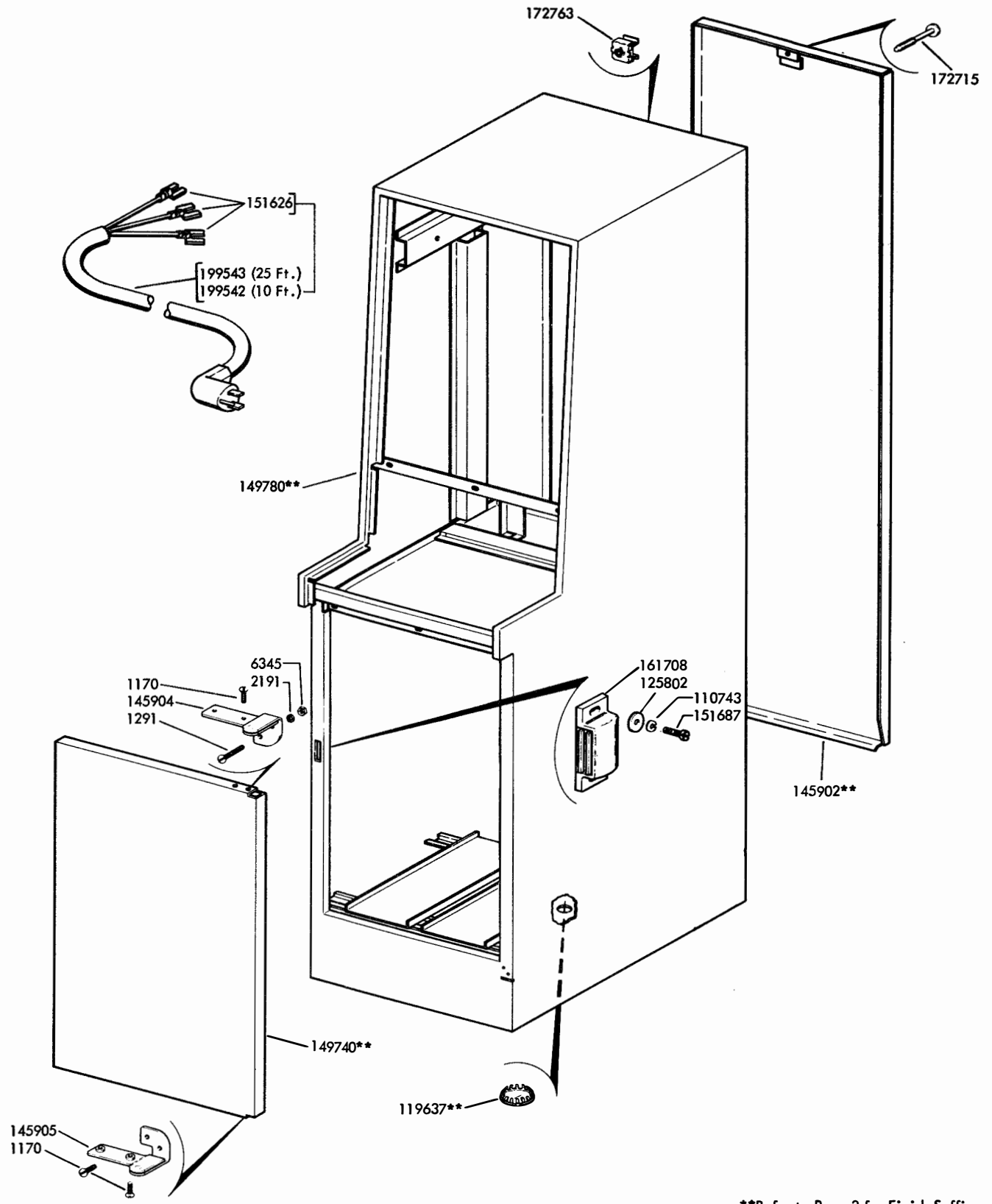
PARTS

FIGURE	CONTENTS	PAGE
1	Cabinet	3
2	Cabinet (Continued)	4
3	Front Panel and Inner Frame Parts	5
4	Tape Handling Mechanism	6
5	Reader Mounting Parts	7
6	148562 Electrical Service Panel Assembly	8
7	199786 Frame Assembly	9
8	198000 48V. Power Supply Assembly	10
9	198001 Transmitter Circuit Assembly	11
10	198002 Recognizer Unit	12
11	198048 Motor Control Relay Assembly	13
12	198022 Apparatus Box Assembly	14
	Numerical Index	15

PAINT FINISH COLOR CODE CHART														
(for parts and assemblies requiring a paint finish)														
Color	Finish Suffixes				Color	Finish Suffixes								
	Wrinkle Finish	Smooth Finish	Textured Vinyl	Smooth Vinyl		Wrinkle Finish	Smooth Finish	Textured Vinyl	Smooth Vinyl					
Beige	AA (37)	ET		HC	Gray, Federal	AB (40)	BV	GG	HB (68)					
Beige, Light		EL			Gray, Green		BK	GA (45)		HE				
Beige, Rose		ER			Gray, Light		EJ	HF (46)						
Black		BA (34)						Gray, Covert		AJ	BJ	GE		
Black, High Gloss								Gray, Olive						EW
Black, Semi Gloss								Gray, Maritime Deck						
Blue, Aqua								Gray, Oxford						
Blue, Brussels Light		BB					AB (40)	BK		GA (45)	HD			
Blue, Medium		EK												
Brown, Dark		EC												
Brown, Light	ES													
Fawn	AD (38)		HG	Ivory	AJ	BJ								
Gray, Beige				Pink, Rose										
Gray, Charcoal				Turquoise										
Gray, Dark				White										
	AL	BZ	GC	Yellow, Pastel	AB (40)	BK	GA (45)							
				GF										
				GB										
	AC (39)		HA		AJ	BJ								

The double asterisk (**) denotes a painted part. Suffix to be applied following the part number.
 Number in parentheses indicates Bell System code.

Color Code Chart for multi-colored apparatus		
Color Code	Basic Color	Finish Suffixes
MA	Beige	HC and HG
MB	Gray	HB and HE
MC	Green	HD and HB
MH	Gray	BJ and EJ



**Refer to Page 2 for Finish Suffix

FIGURE 1. CABINET

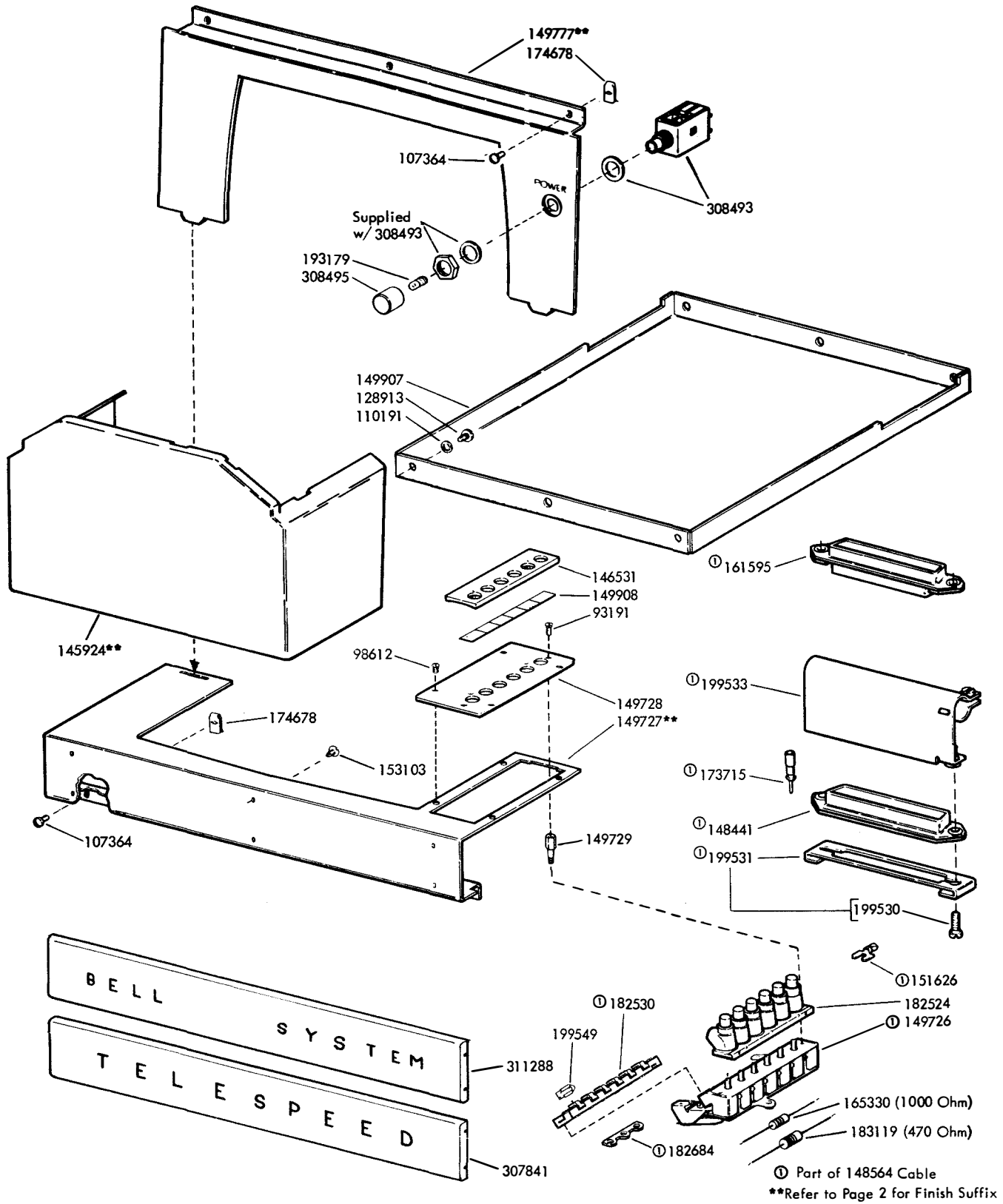
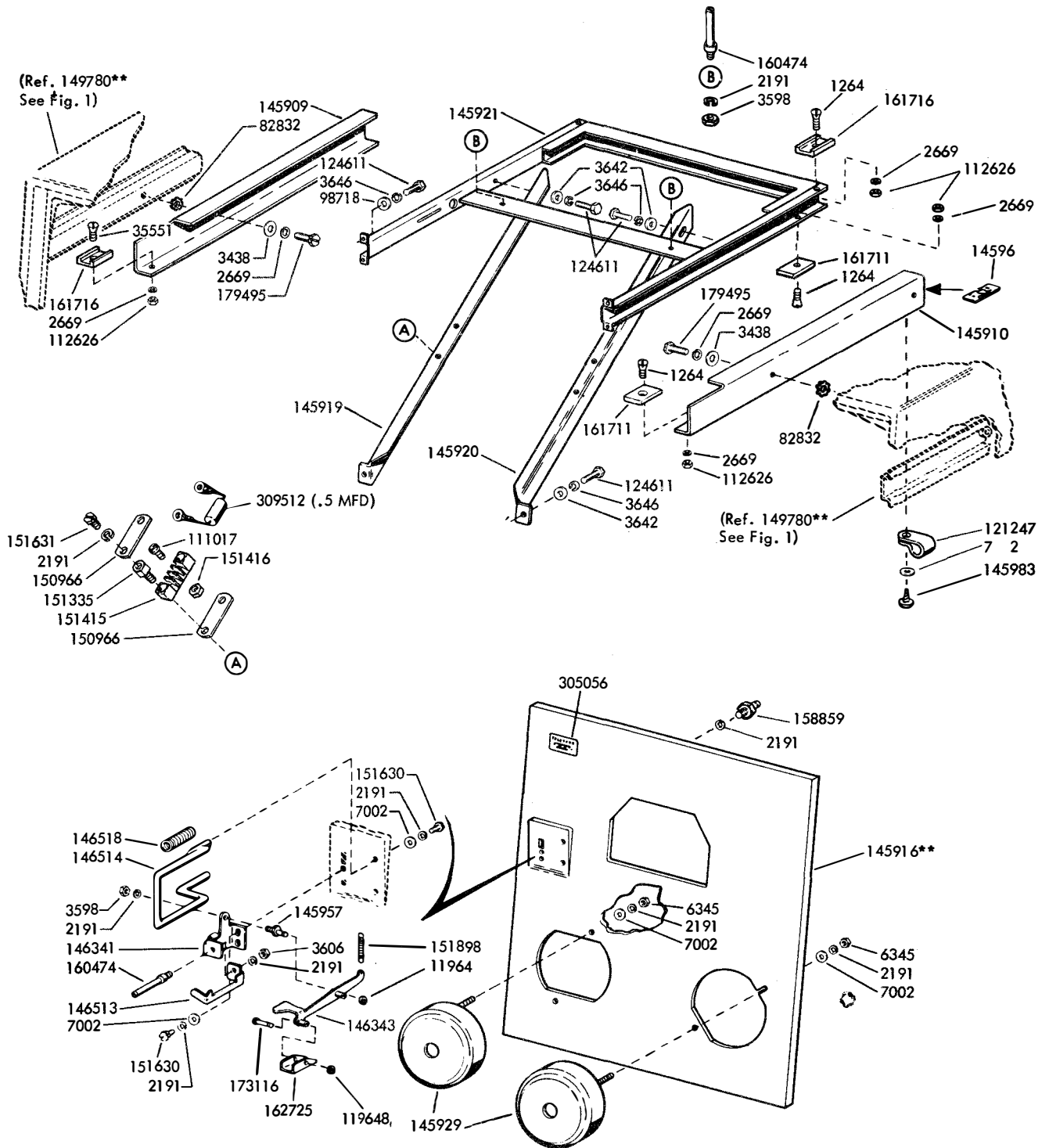
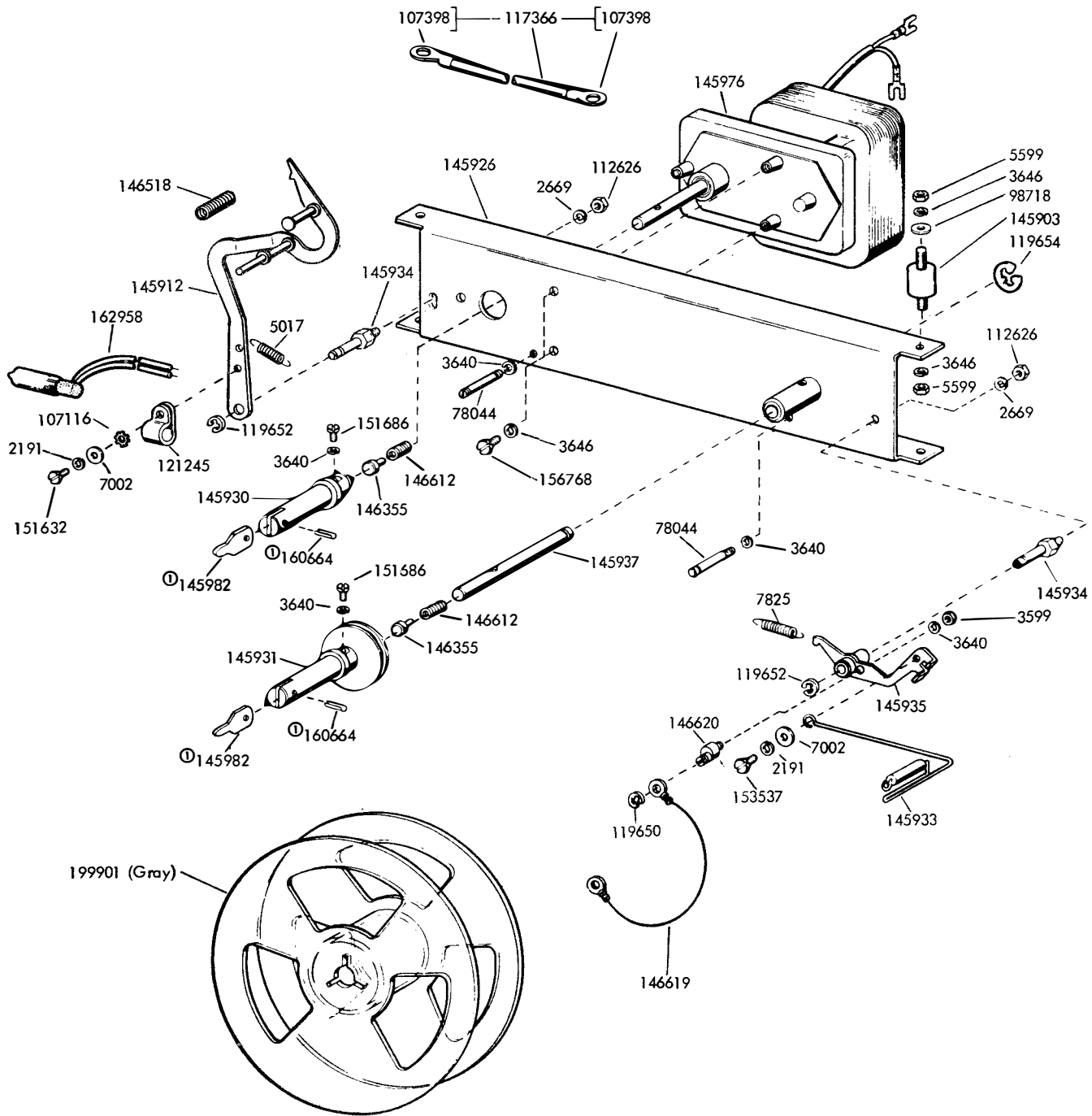


FIGURE 2. CABINET (Continued)



**Refer to Page 2 For Finish Suffix

FIGURE 3. FRONT PANEL AND INNER FRAME PARTS



Ⓞ Part of 145930 and 145931

FIGURE 4. TAPE HANDLING MECHANISM

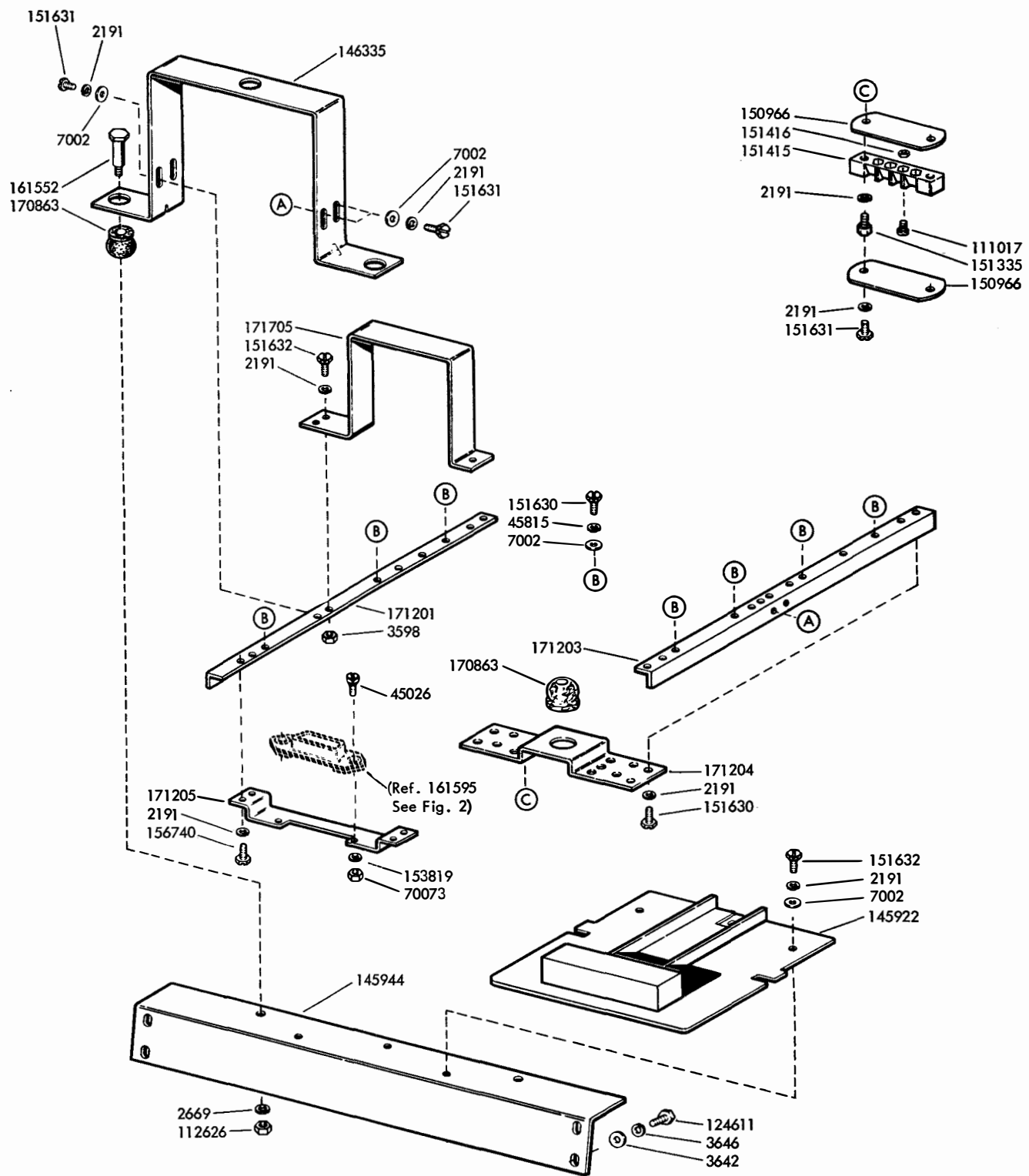


FIGURE 5. READER MOUNTING PARTS

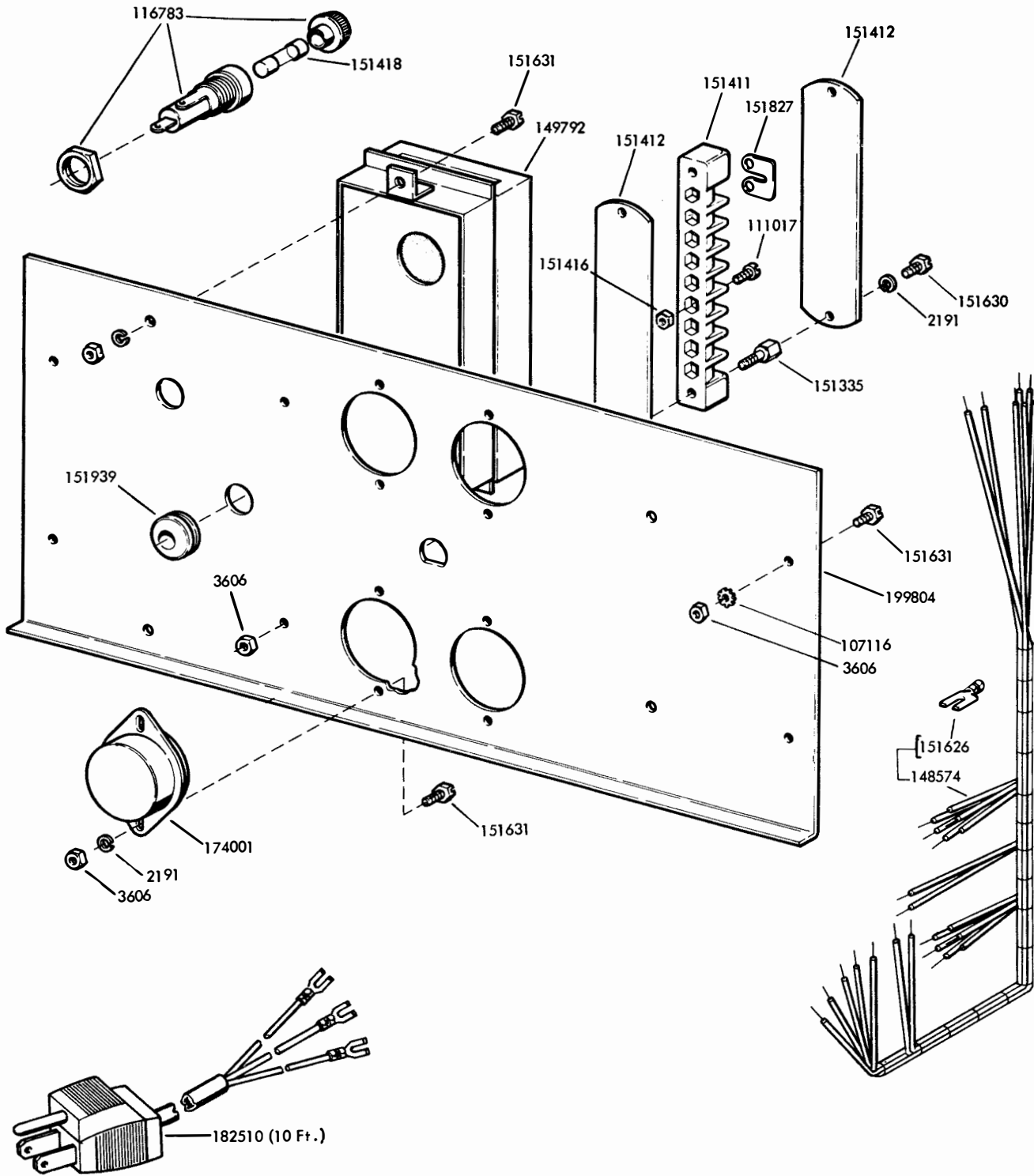
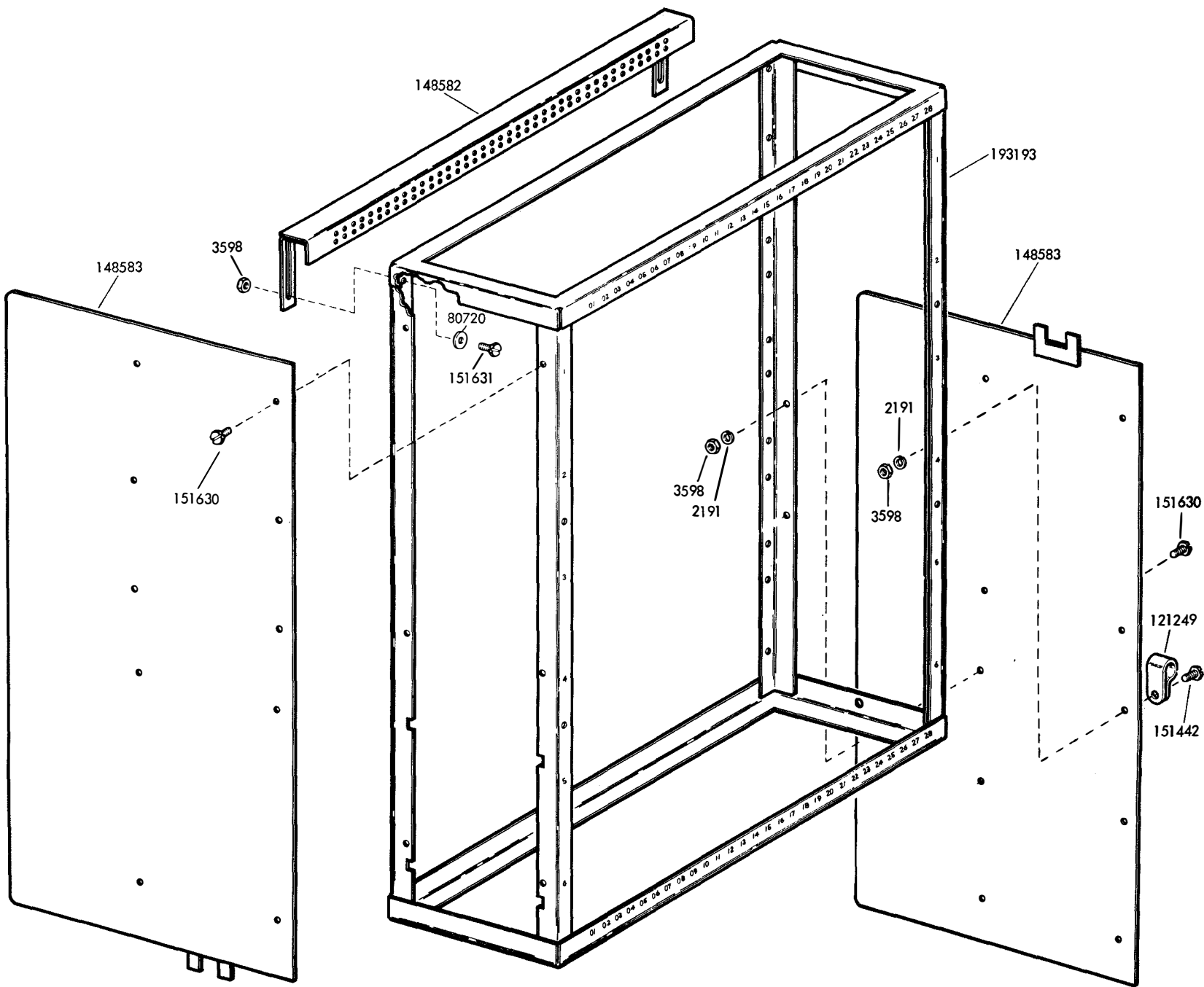


FIGURE 6. 148562 ELECTRICAL SERVICE PANEL ASSEMBLY

FIGURE 7. 199786 FRAME ASSEMBLY



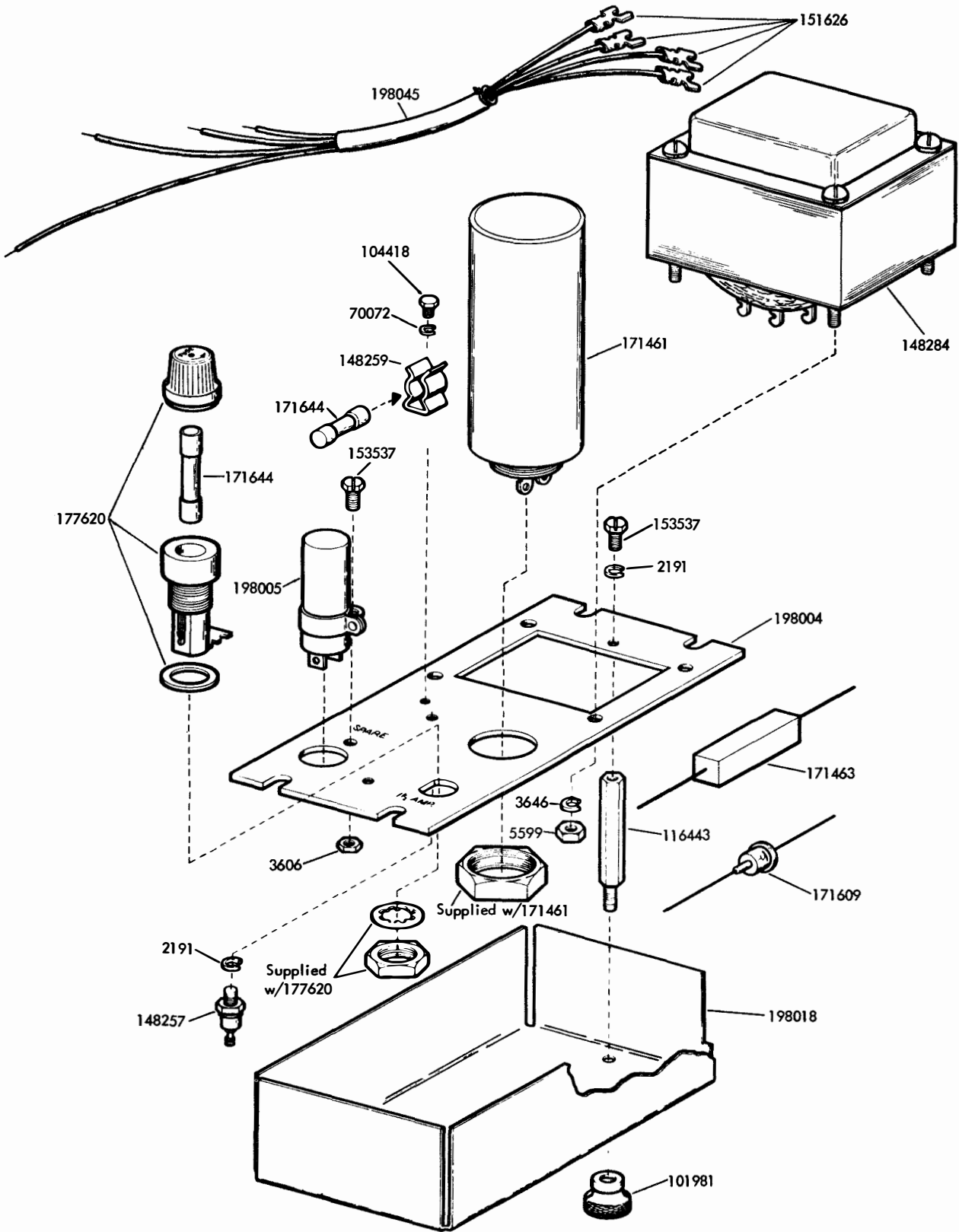


FIGURE 8. 198000 48V. POWER SUPPLY ASSEMBLY

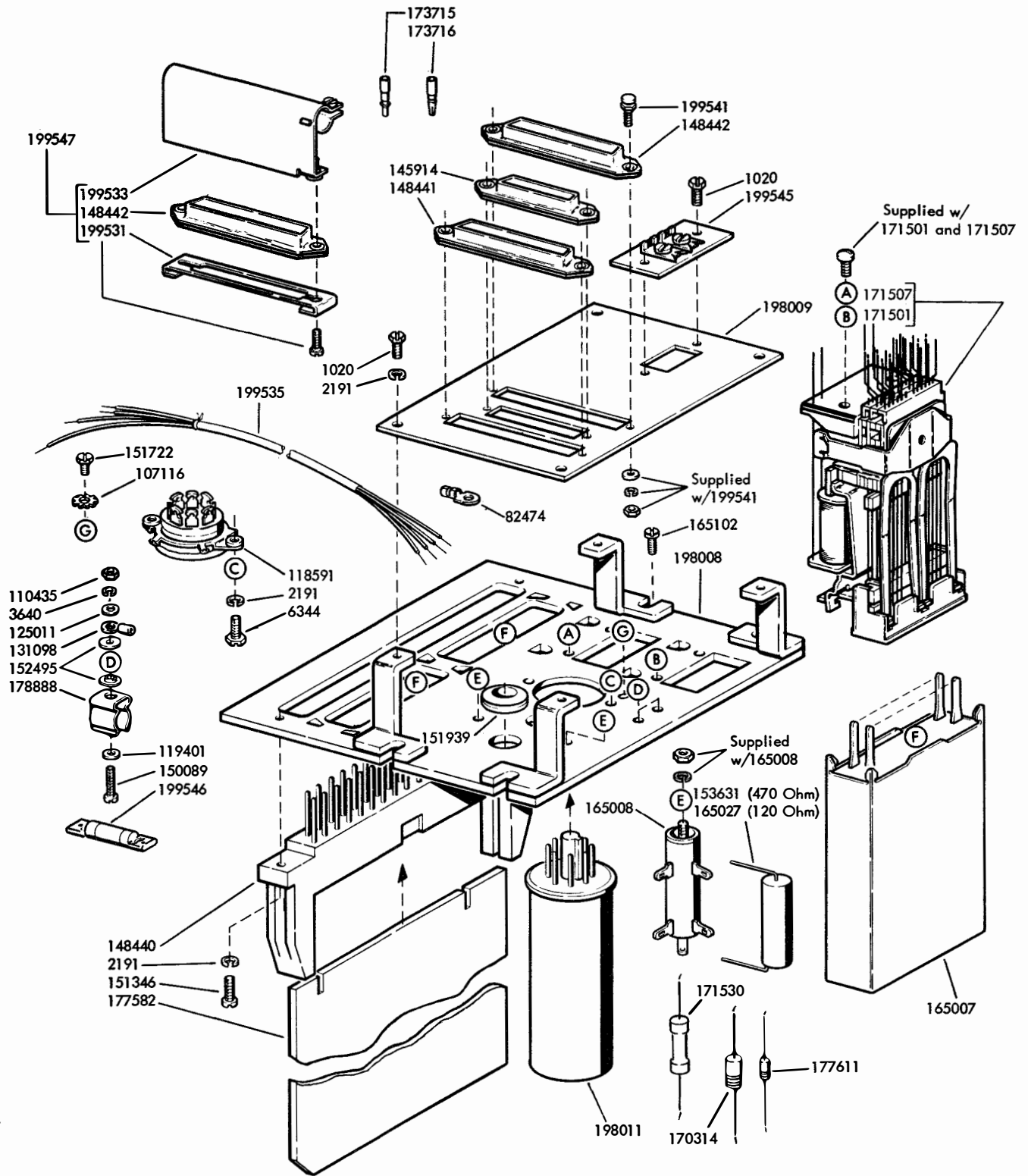


FIGURE 9. 198001 TRANSMITTER CIRCUIT ASSEMBLY

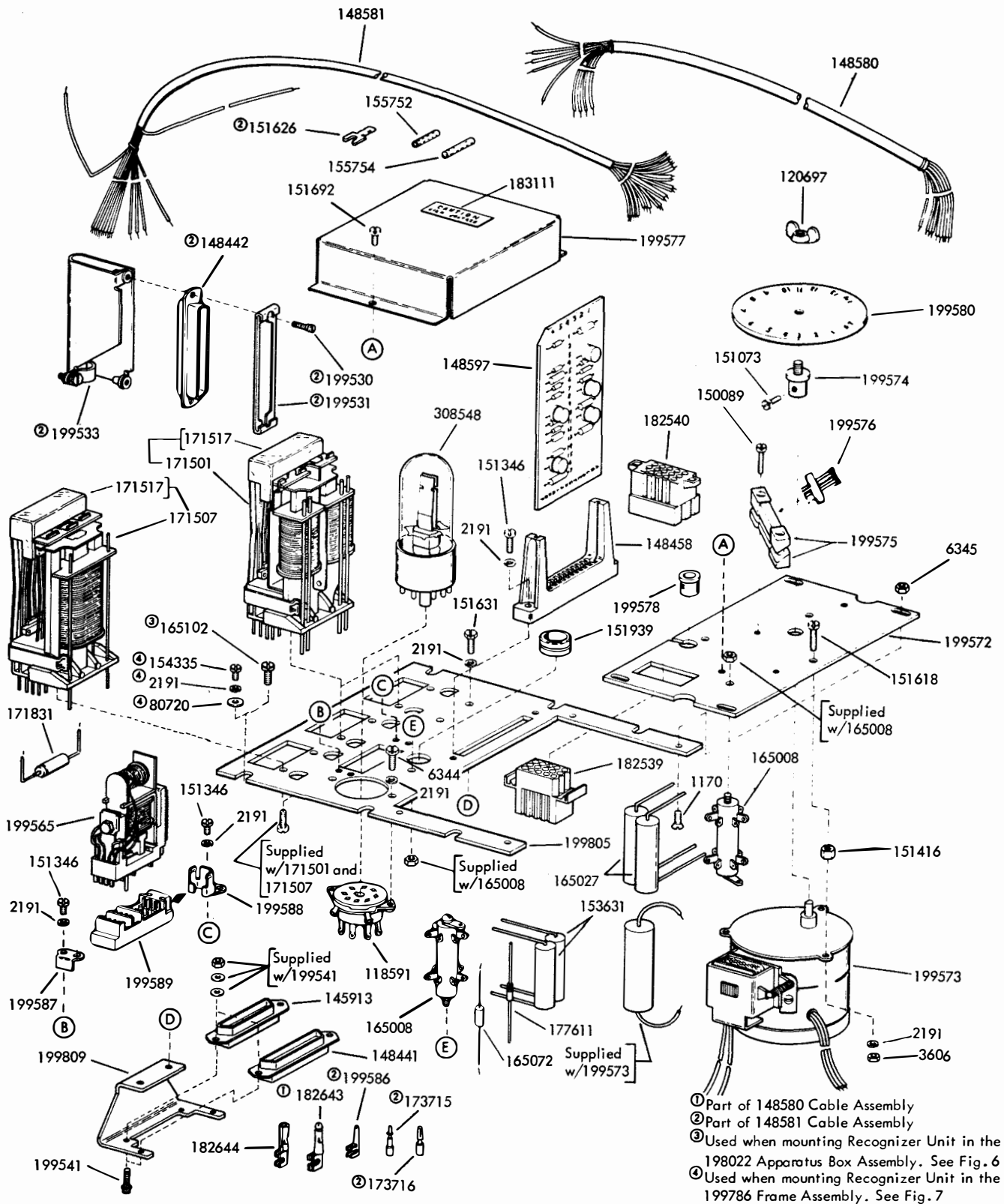


FIGURE 10. 198002 RECOGNIZER UNIT

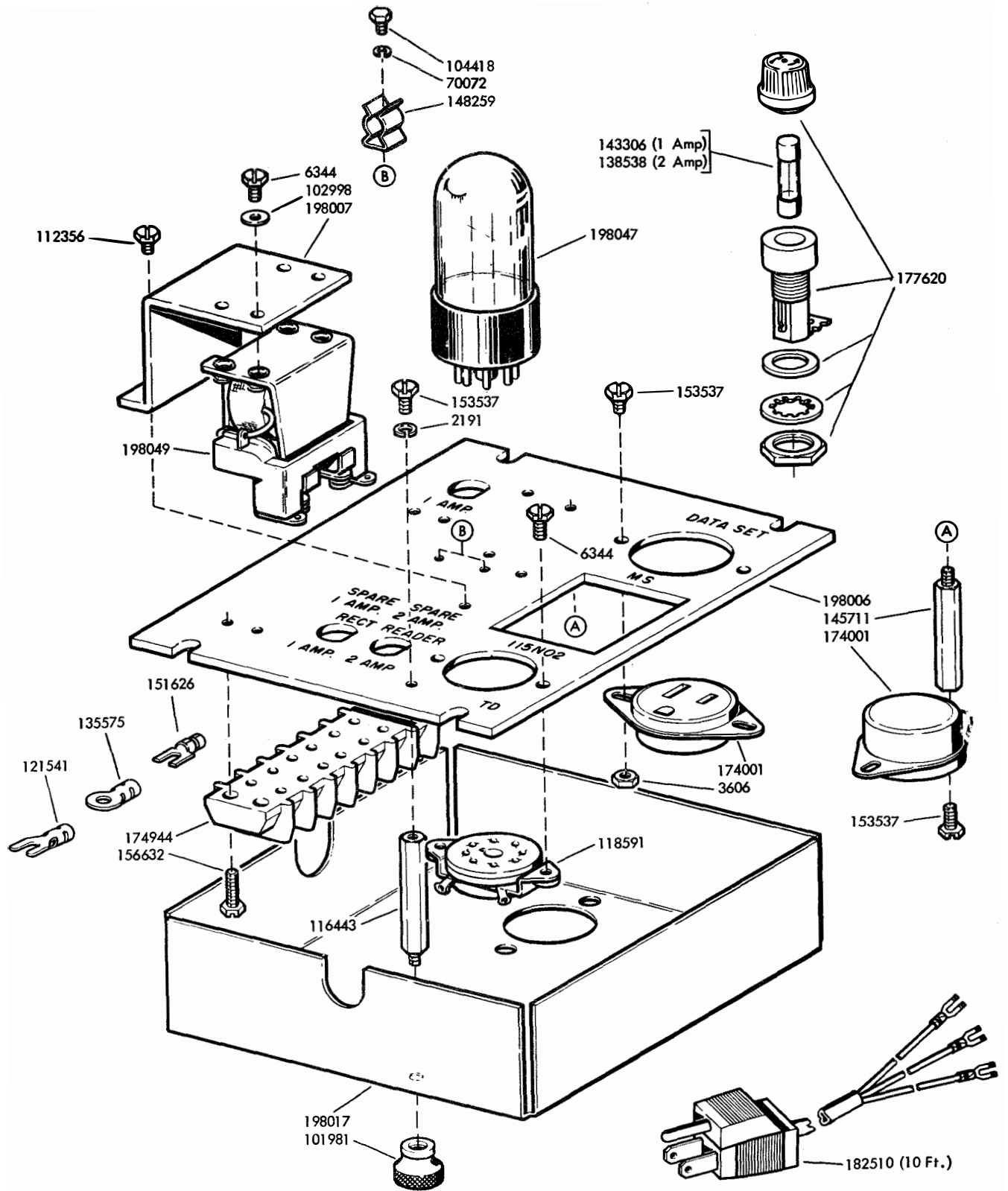


FIGURE 11. 198048 MOTOR CONTROL RELAY ASSEMBLY

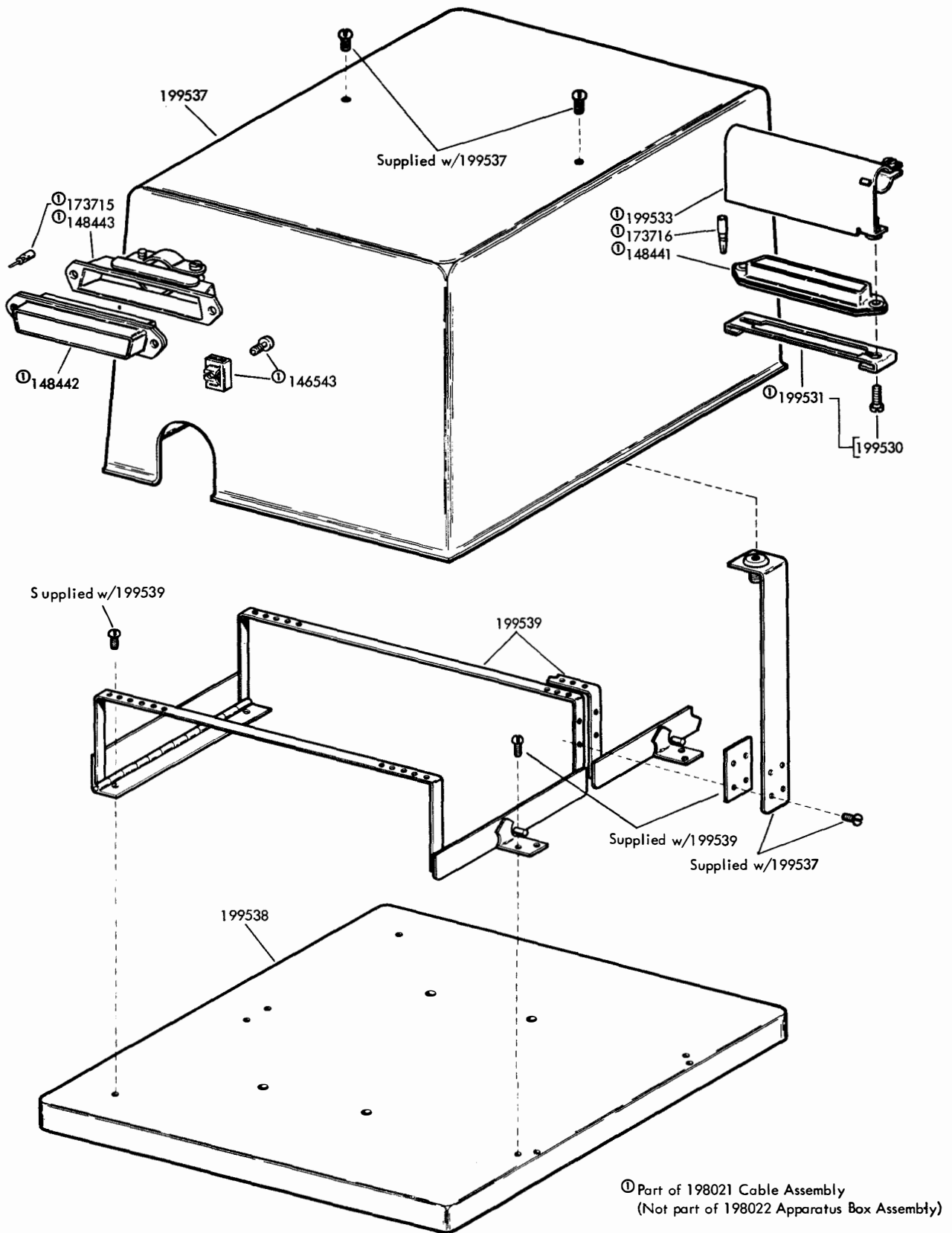


FIGURE 12. 198022 APPARATUS BOX ASSEMBLY

NUMERICAL INDEX

Part Number	Description and Page Number	Part Number	Description and Page Number	Part Number	Description and Page Number
1020	Screw (6-40 x 1/4 Hex) 11	145711	Stud 13	149780**	Cabinet 3, 5
1170	Screw (6-32 x 5/16 Flat) 3, 12	145902**	Panel, Rear 3	149792	Suppressor, Noise 8
1264	Screw (10-32 x 1/2 Flat) 5	145903	Mount, Vibration 6	149907	Rack, Mounting 4
1291	Screw (6-32 x 3/4 Flat) 3	145904	Hinge, Right 3	149908	Card, Identification 4
2191	Washer, Lock 3, 5 to 13	145905	Hinge, Left 3	150089	Screw (4-40 x 1/2 Fil) 11, 12
2669	Washer, Lock 5, 6, 7	145909	Channel, Left 5	150966	Insulator (1-4) 5, 7
3438	Washer, Flat 5	145910	Channel, Right 5	151073	Screw (4-40 x 5/32 Fil) 12
3598	Nut (6-40 Hex) 5, 7, 8, 9	145912	Arm w/Posts 6	151335	Stud 5, 7, 8
3599	Nut (4-40 Hex) 6	145913	Connector, Receptacle Type (25 Pt) 12	151346	Screw (6-40 x 3/8 Fil) 11, 12
3606	Nut (6-40 Hex) 5, 8, 10, 12, 13			151411	Block, Terminal 8
3640	Washer, Lock 6, 11	145914	Connector, Plug Type (25 Pt) 11	151412	Insulator (1-9) 8
3642	Washer, Flat 5, 7	145916**	Panel, Front 5	151415	Block, Terminal 5, 7
3646	Washer, Lock 5, 6, 7, 10	145919	Brace, Left 5	151416	Nut (6-40 Hex) 5, 7, 8, 12
5017	Spring 6	145920	Brace, Right 5	151418	Fuse (10 Amp) 8
5599	Nut (8-32 Hex) 6, 10	145921	Frame, Inner 5	151442	Screw (6-40 x 1/2 Hex) 9
6344	Screw (6-32 x 11/32 Hex) 11, 12, 13	145922	Pan 7	151618	Screw (6-40 x 7/16 Fil) 12
		145924**	Cover 4	151626	Terminal 3, 4, 8, 10, 12, 13
6345	Nut (6-32 Hex) 3, 5, 12	145926	Plate w/Hub 6	151630	Screw (6-40 x 1/4 Hex) 5, 7, 8, 9
7002	Washer, Flat 5, 6, 7	145929	Cup (4-1/2 ID) 5	151631	Screw (6-40 x 5/16 Hex) 5, 7, 8, 9, 12
7825	Spring 6	145930	Hub Assembly 6		
35551	Screw (10-32 x 3/8 Flat) 5	145931	Disk Assembly 6	151632	Screw (6-40 x 3/8 Hex) 6, 7
45026	Screw, Shoulder (3-48) 7	145933	Guide, Tape 6	151686	Screw (4-40 x 3/8 Fil) 6
45815	Washer, Lock 7	145934	Post 6	151687	Screw (4-40 x 7/16 Fil) 3
70072	Washer, Lock 10, 13	145935	Arm w/Hub 6	151692	Screw (6-40 x 3/16 Fil) 12
70073	Nut (3-48 Hex) 7	145937	Shaft 6	151722	Screw (6-40 x 3/16 Hex) 11
78044	Post, Spring 6	145944	Bracket, Mounting 7	151827	Strap, Terminal 8
80720	Washer, Flat 9, 12	145957	Stud 5	151898	Spring 5
82474	Terminal 11	145968	Nut, Speed (#6) 5	151939	Grommet, Rubber 8, 11, 12
82832	Washer, Lock 5	145976	Motor, 115V AC (105 RPM) 6	152495	Bushing 11
93191	Screw (4-40 x 5/16 Flat) 4	145982	Detent, Tape Reel 6	153103	Screw (4-40 Self-Tapping) 4
98612	Screw (4-40 Spl) 4	145983	Screw, Self-Tapping (#6) 5	153537	Screw (9-40 x 9/32 Hex) 6, 10, 13
98718	Washer, Flat 5, 6	146335	Bracket, Mounting 7		
101981	Nut, Thumb (6-40) 10, 13	146341	Bracket, Chad Depressor 5	153631	Network, Spark Suppression 11, 12
102998	Washer, Flat 13	146343	Arm w/Hub 5		
104418	Screw (4-40 x 5/32 Hex) 10, 13	146355	Plunger 6	153819	Washer, Lock 7
107116	Washer, Lock 6, 8, 11	146513	Guide, Tape 5	154335	Screw (6-40 x 9/32 Fil) 12
107364	Screw (6-32 x 3/8 Fil) 4	146514	Guide, Tape 5	155752	Sleeve, Insulating (5/64 ID x 1/2" Lg) 12
107398	Terminal 6	146518	Roller, Spring 5, 6		
110191	Washer, Lock 4	146531	Plate, Face 4	155754	Sleeve, Insulating (1/16 ID x 1/2" Lg) 12
110435	Nut (4-40 Hex) 11	146543	Screw Assembly 14		
110743	Washer, Lock 3	146612	Spring 6	156632	Screw (6-40 x 13/32 Hex) 13
111017	Screw (6-40 x 5/16 Fil) 5, 7, 8	146619	Wire, Brake 6	156740	Screw (6-40 x 7/32 Hex) 7
112356	Screw (6-40 x 7/32 Hex) 13	146620	Post, Eccentric 6	156768	Screw (8-32 x 9/32 Hex) 6
112626	Nut (10-32 Hex) 5, 6, 7	148257	Terminal, Insulated 10	158859	Post, Spring 5
116443	Post 10, 13	148259	Clip, Fuse 10, 13	160474	Stud, Eccentric 5
116783	Holder, Fuse 8	148284	Transformer 10	160664	Pin, Roll 6
117366	Jumper (8-1/2" Green) 6	148440	Connector, Card (36 Pt) 11	161552	Screw (10-32 Spl) 7
118591	Socket, Tube 11, 12, 13	148441	Connector, Plug Type (37 Pt) 4, 11, 12, 14	161595	Connector, Receptacle (36 Pt) 4, 7
119401	Washer, Flat 11				
119637**	Button, Plug 3	148442	Connector, Receptacle Type (37 Pt) 11, 12, 14	161708	Latch, Magnetic 3
119648	Ring, Retaining 5			161711	Block, Guide 5
119650	Ring, Retaining 6	148443	Clamp, Cable 14	161716	Block, Support 5
119652	Ring, Retaining 6	148458	Connector, Circuit Card (15Pt) 12	162725	Depressor, Chad 5
119654	Ring, Retaining 6	148562	Panel Assembly, Electrical 1, 8	162958	Switch, Mercury 6
120697	Nut, Wing (10-32) 12	148564	Cable Assembly 4	165007	Relay 11
121245	Clamp, Cable (5/16" ID) 6	148574	Cable w/Terminals 8	165008	Turret 11, 12
121247	Clamp (7/16" ID) Cable 5	148580	Cable Assembly 12	165027	Network, Spark Suppression 11, 12
121249	Clamp (5/8" ID) Cable 9	148581	Cable Assembly 12		
121541	Terminal 13	148582	Rail 9	165072	Resistor (9100 Ohm) 12
124611	Screw (8-32 x 3/8 Hex) 5, 7	148583	Plate 9	165102	Screw (12-24 x 3/8 Rd) 11, 12
125011	Washer, Flat 11	148597	Card, Circuit 12	165330	Resistor (1000 Ohm) 4
125802	Washer, Flat 3	149726	Key 4	170314	Resistor (3900 Ohm) 11
128913	Screw, Self-Tapping (8-32) 4	149727**	Panel, Control 4	170863	Mount, Vibration 7
131098	Terminal 11	149728	Plate, Switch 4	171201	Rail, Left 7
135575	Terminal 13	149729	Stud 4	171203	Rail, Right 7
138538	Fuse (2 Amp SL-BL) 13	149740**	Door, Front 3	171204	Bracket 7
143306	Fuse (1 Amp SL-BL) 13	149777**	Panel, Cover 4	171205	Bracket, Connector Mounting 7
				171461	Capacitor (900 mfd) 10

**Refer to Page 2 for Finish Suffix

NUMERICAL INDEX (Continued)

Part Number	Description and Page Number	Part Number	Description and Page Number	Part Number	Description and Page Number
171463	Resistor (1 Ohm) 10	182684	Strap 4	199542	Cord w/Plug 3
171501	Relay 11, 12	183111	Label 12	199543	Cord w/Plug and Terminals 3
171507	Relay 11, 12	183119	Resistor (470 Ohm) 4	199545	Strip, Terminal (2 Pt) 11
171517	Cover, Dust 12	193179	Lamp (28 V) 4	199546	Resistor (50,000 Ohm) 11
171530	Resistor (2,000 Ohm) 11	193193	Frame 9	199547	Plug Assembly 11
171609	Diode 10	198000	Supply Assembly, Power 1,10	199549	Lamp (48 V) 4
171644	Fuse (1.5 Amp) 10	198001	Circuit Assembly, Transmitter 1,11	199565	Relay 12
171705	Guard, Gear 7	198002	Recognizer Unit 1,12	199572	Plate, Mounting 12
171831	Capacitor (10 mfd) 12	198004	Plate 10	199573	Motor w/Capacitor, Synchronous (117 V AC) 12
172715	Screw, Captive (10-24) 3	198005	Resistor (750 Ohm) 10	199574	Hub 12
172763	Nut, Grip (10-24) 3	198006	Plate 13	199575	Holder, Brush (Top and Bottom) 12
173116	Pin 5	198007	Bracket 13	199576	Brush, Contact 12
173715	Terminal, Plug Type 4, 11, 12, 14	198008	Plate w/Brackets 11	199577	Cover 12
173716	Terminal, Receptacle Type 11, 12, 14	198009	Plate, Connector 11	199578	Bushing, Snap 12
174001	Connector, Receptacle (3 Pt) 8,13	198011	Relay, Reed Switch 11	199580	Disk, Coding 12
174678	Nut, Speed 4	198017	Cover 13	199586	Terminal, Taper Pin 12
174944	Block, Terminal 13	198018	Cover 10	199587	Bracket, Relay (Top) 12
177582	Card, Circuit (EC 582) 11	198021	Cable Assembly 14	199588	Bracket, Relay (Bottom) 12
177611	Rectifier 11, 12	198022	Box Assembly, Apparatus 1,12,14	199589	Receptacle, Relay 12
177620	Holder, Fuse 10, 13	198045	Cable w/Terminals 10	199786	Frame Assembly 1,9,12
178888	Clip 11	198047	Relay, Time Delay 13	199804	Bracket, Mounting 8
179495	Screw (10-24 x 1/2 Hex) 5	198048	Relay Assembly, Motor Control 1,13	199805	Plate, Mounting 12
182510	Cable 8, 13	198049	Relay, Magnet 13	199809	Bracket, Connector 12
182524	Button Assembly 4	199530	Screw, Shoulder (4-40) 4, 12,14	199901	Reel, Tape 6
182530	Strip Assembly, Lamp 4	199531	Lock Assembly, Sliding 4, 11, 12, 14	305056	Plate, Identification 5
182539	Connector, Receptacle Type (15 Pt) 12	199533	Clamp, Cable 4, 11, 12, 14	307841	Plate, Identification 4
182540	Connector, Plug Type (15 Pt) 12	199535	Cable w/Terminals 11	308493	Switch, Pushbutton 4
182643	Terminal, Plug Type 12	199537	Cover w/Mounting Brackets 14	308495	Lens (White) 4
182644	Terminal, Receptacle Type 12	199538	Backboard 14	308548	Relay, Delay 12
		199539	Frame w/Screws 14	309512	Network, Spark Suppression 5
		199541	Post, Sliding Lock 11, 12	311288	Plate, Identification 4