


Bulletin 1161B

MODEL 28
TRANSMITTER
AND
TRANSMITTER DISTRIBUTOR SETS
LX - FIXED HEAD, MULTIPLE WIRE OUTPUT
LXD - FIXED HEAD, SINGLE CONTACT TYPE
PARTS



TELETYPE[®]
CORPORATION

5555 TOUHY AVENUE, SKOKIE, ILLINOIS

TABLE OF CONTENTS

SECTION	TITLE	ISSUE	DATE
573-127-801TC	28 Transmitter (LX) and 28 Transmitter Distributor (LXD) Unit	1	December, 1965
573-130-802TC	28 Transmitter or Transmitter-Distributor Base (LXDB) and 28 Multiple Transmitter-Distributor Base (LMAXB)	1	December, 1965
573-130-803TC	28 Transmitter or Transmitter-Distributor Cover (LXDC) and 28 Table (LT)	1	December, 1965
573-136-801TC	28 Apparatus Cabinet (LBAC) (Transmitting and Transmitting-Monitoring)	*2	May, 1968

Note:

For Motors refer to Bulletin 295B
*Indicates revised section

28 TRANSMITTER (LX) AND 28 TRANSMITTER DISTRIBUTOR (LXD) UNIT

PARTS					
FIGURE	CONTENTS	PAGE	FIGURE	CONTENTS	PAGE
1	Front Plate Mechanism	2	14	Tape Guide Plate Mechanisms	15
2	Front Plate Mechanism	3	15	Tape Guide Plate Mechanisms	16
3	162490 Modification Kit to Provide Multiple Wire Output on Transmitter-Distributor	4	16	Cover and Top Plates	17
4	Front Plate Mechanism (For 6,7 and 8 Level Code Units)	5	17	174195 Modification Kit to Provide Start-Stop Contacts	18
5	Front Plate Mechanism (With Tape Feed Assurance Contact)	6	18	174211 Modification Kit to Provide Magnet Release Contacts	18
6	Center Plate and Timing Mechanism	7	19	Cable Components	19
7	Rear Plate Mechanism	8	20	197920, 198610, 199505 and 305008 Contact Box Assemblies with Gold Plated Contacts	20
8	Clutch Trip Magnet Mechanism	9	21	179603 Modification Kit to Add Tape Withhold Mechanism to Transmitter-Distributor	21
9	156648 and 162997 Contact Box Assemblies	10	22	Tape-out Mechanism for Mechanically Coupled Dual Transmitter Distributor	22
10	174420 Contact Box Assembly	11		Numerical Index	23
11	Main Shaft Mechanism - 1 Cycle	12			
12	Main Shaft Mechanism - 2 Cycle	13			
13	Tape Guide Plate Mechanisms	14			

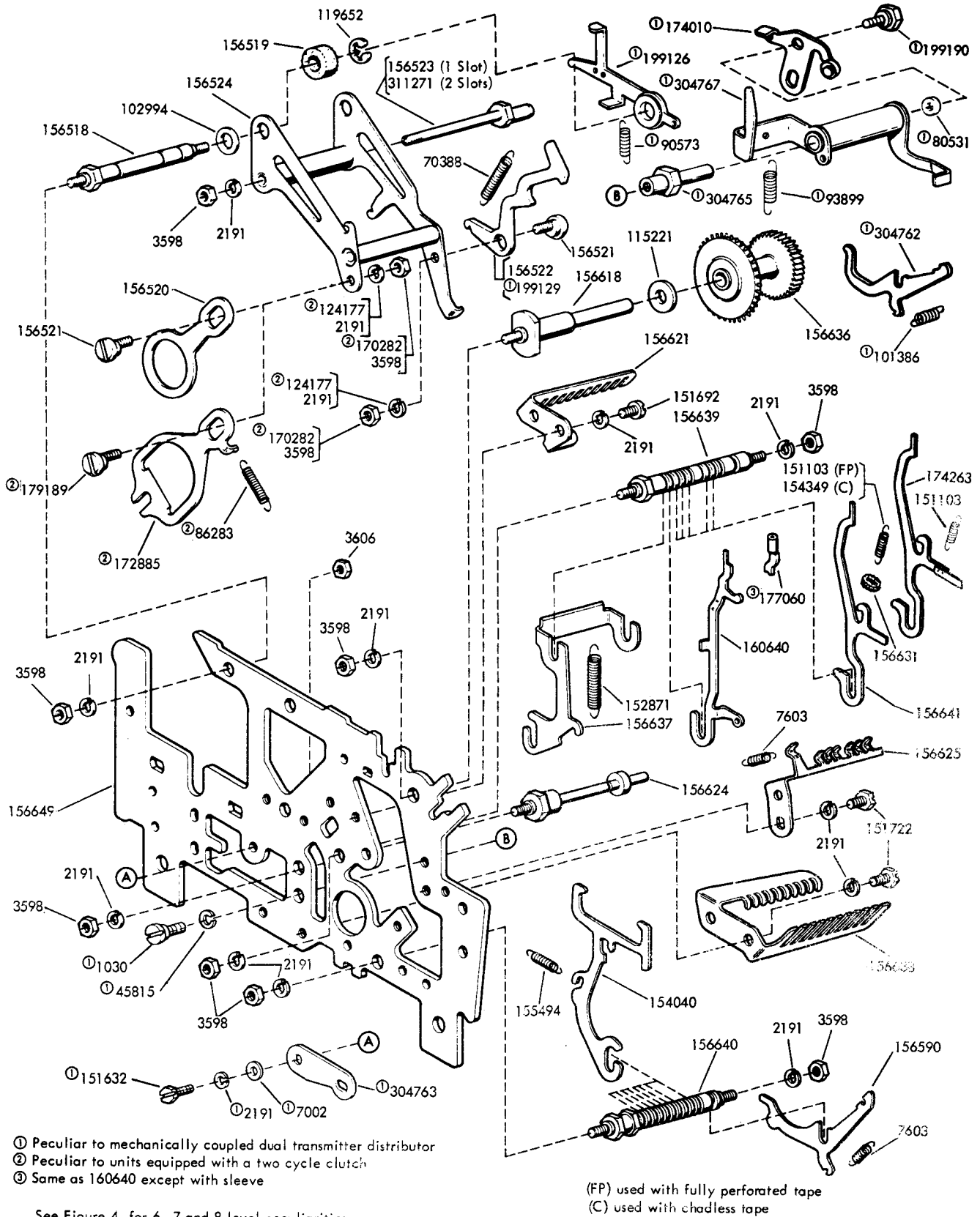


FIGURE 1. FRONT PLATE MECHANISM

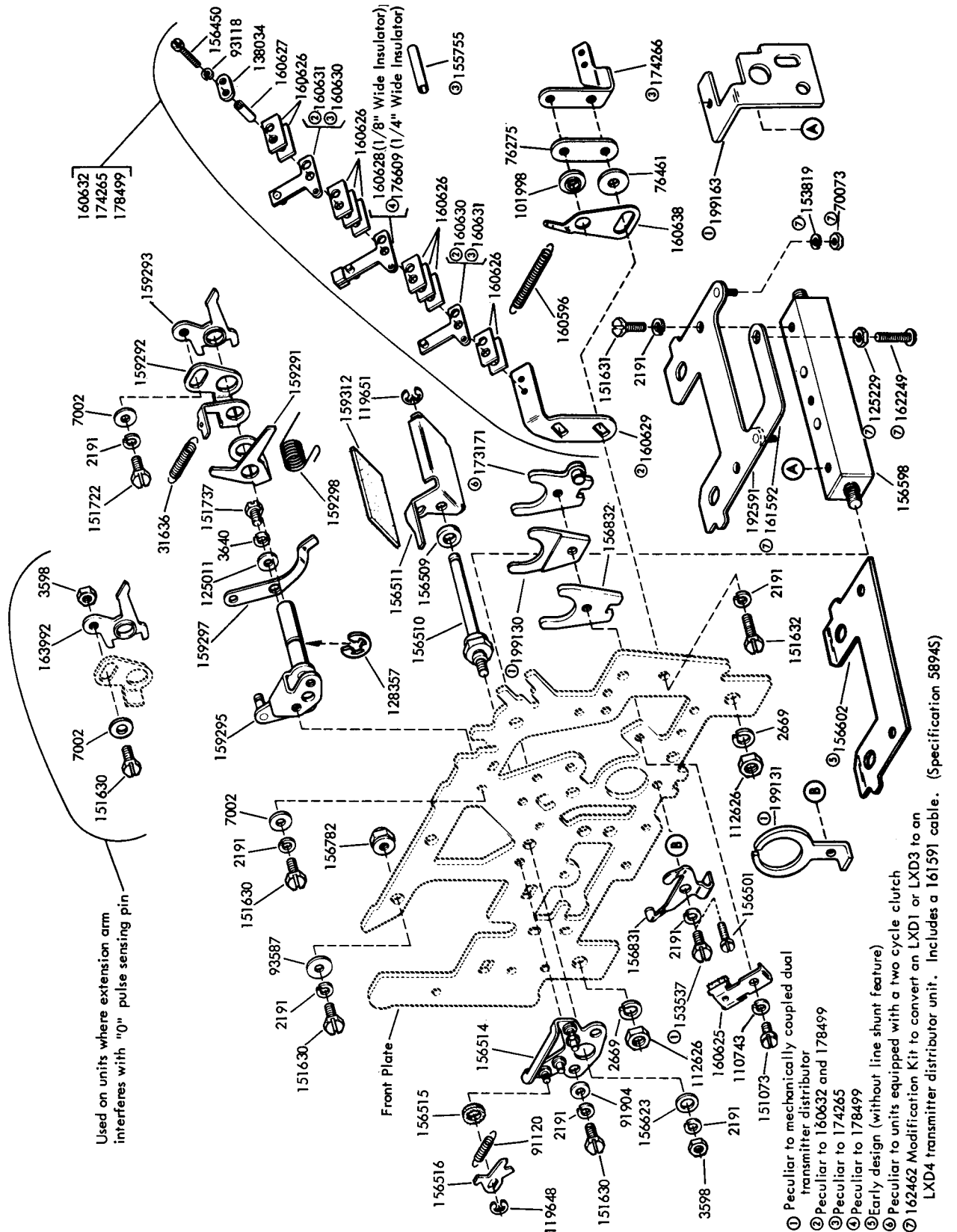


FIGURE 2. FRONT PLATE MECHANISM

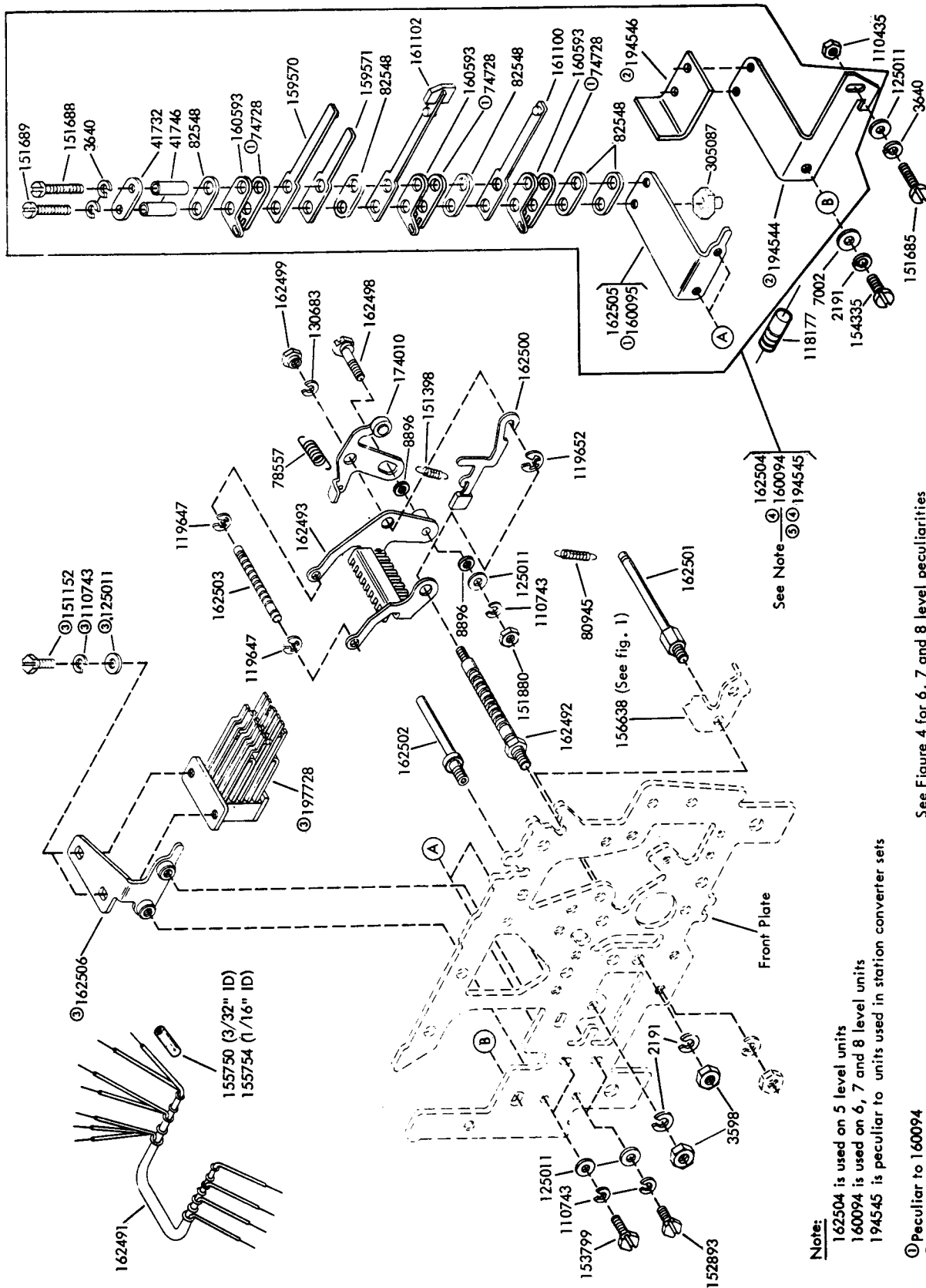


FIGURE 3. 162490 MODIFICATION KIT TO PROVIDE MULTIPLE WIRE OUTPUT ON TRANSMITTER-DISTRIBUTOR

See Figure 4 for 6, 7 and 8 level peculiarities

Specification 59395

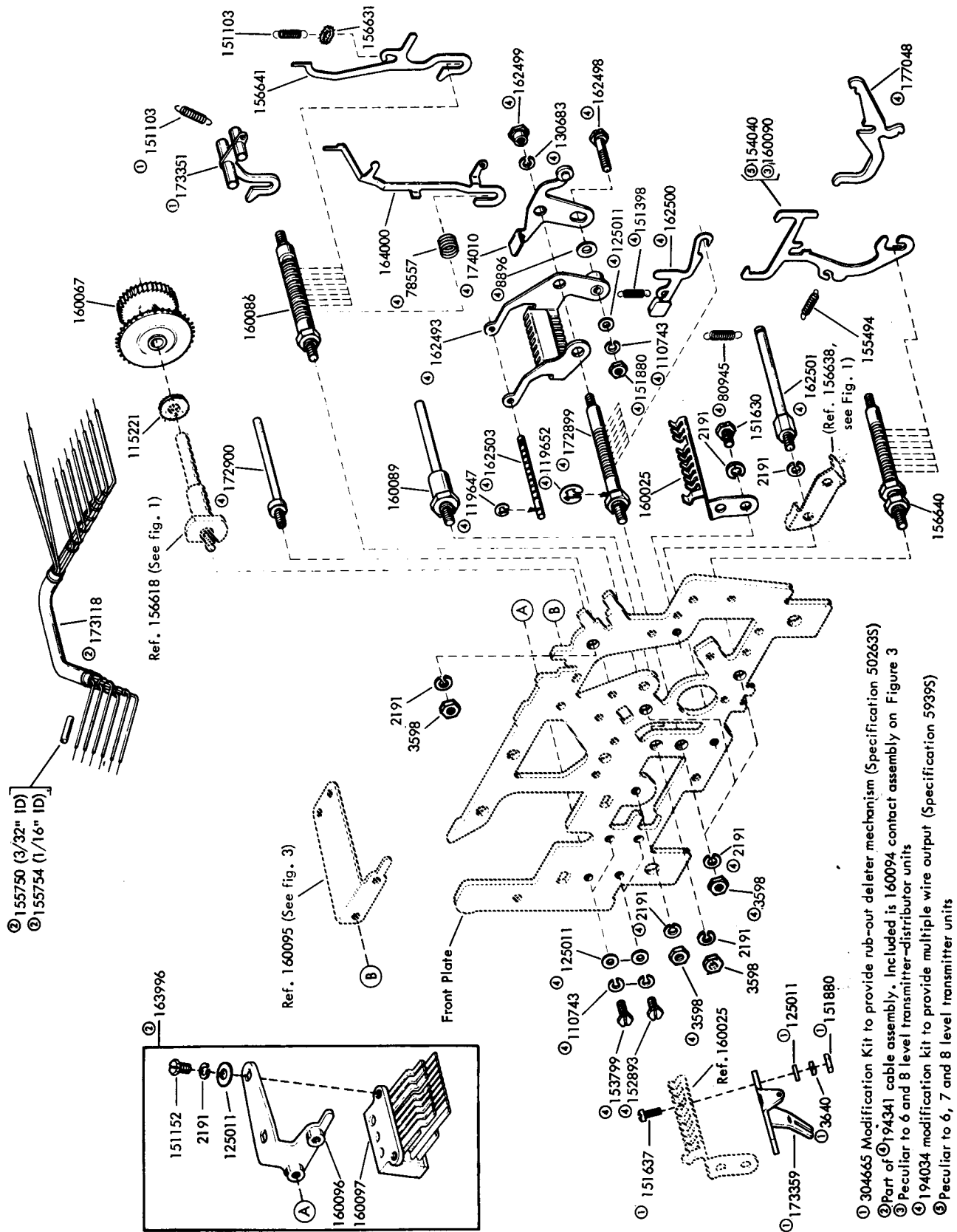


FIGURE 4. FRONT PLATE MECHANISM (FOR 6, 7 AND 8 LEVEL CODE UNITS)

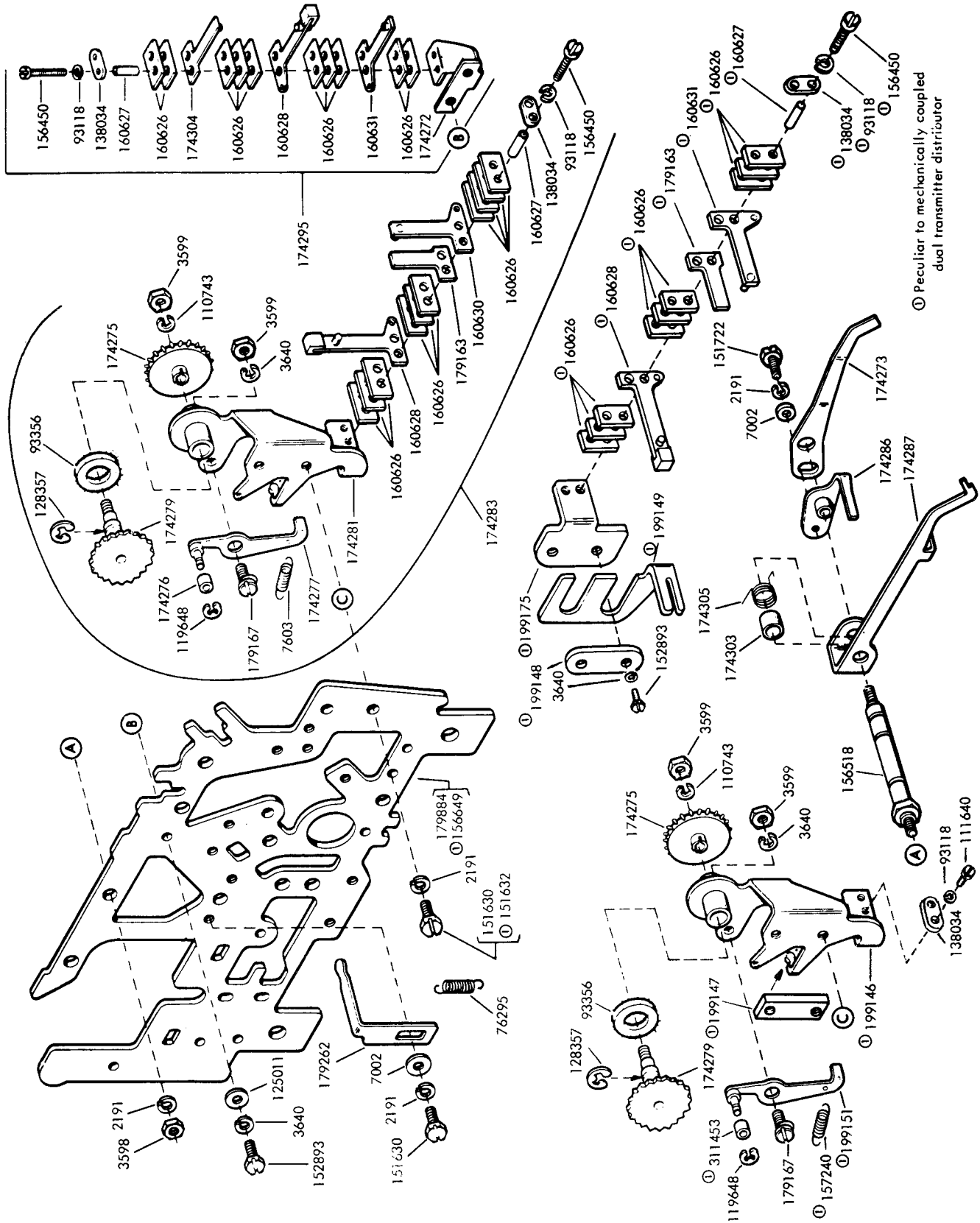


FIGURE 5. FRONT PLATE MECHANISM (WITH TAPE FEED ASSURANCE CONTACT)

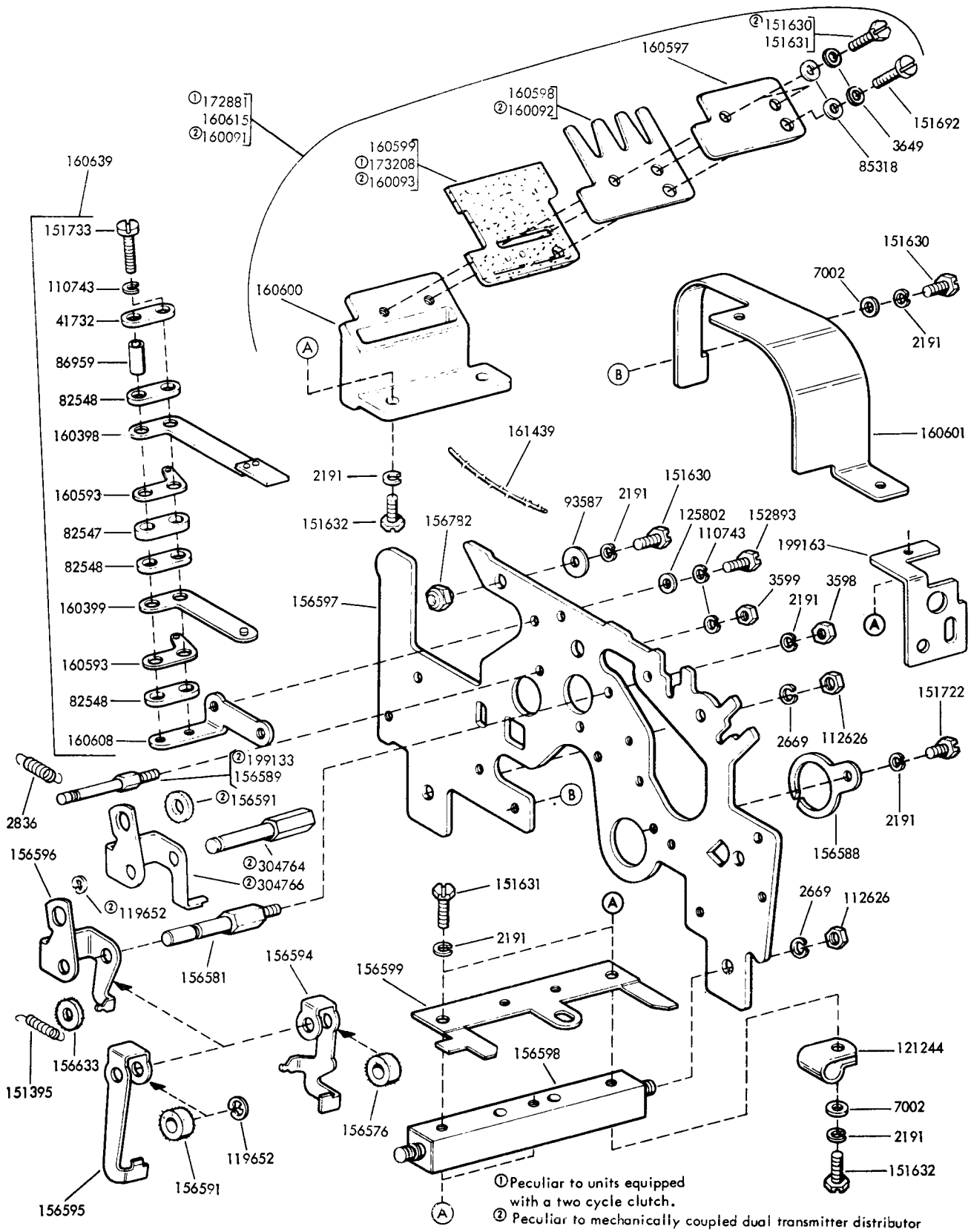
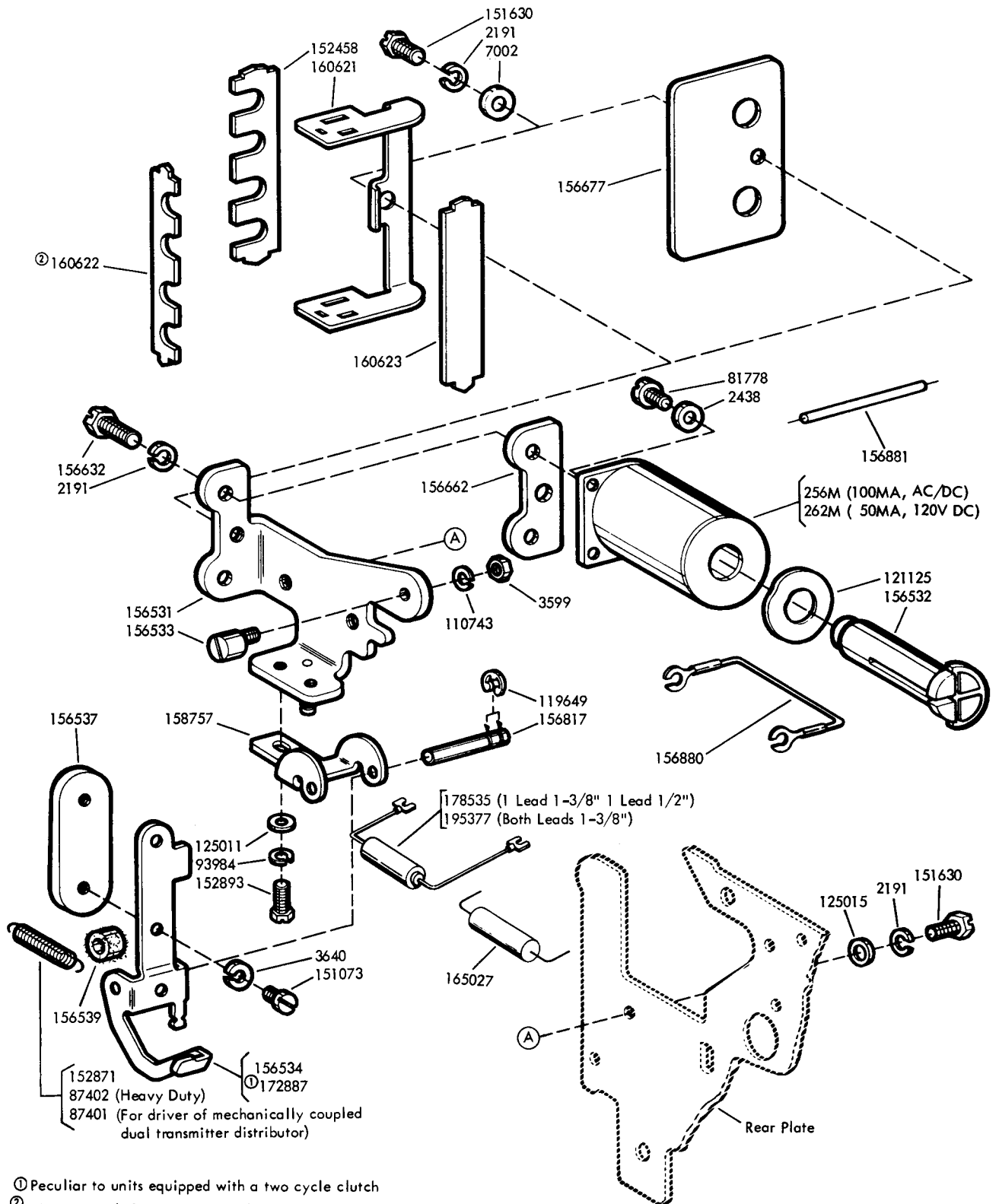
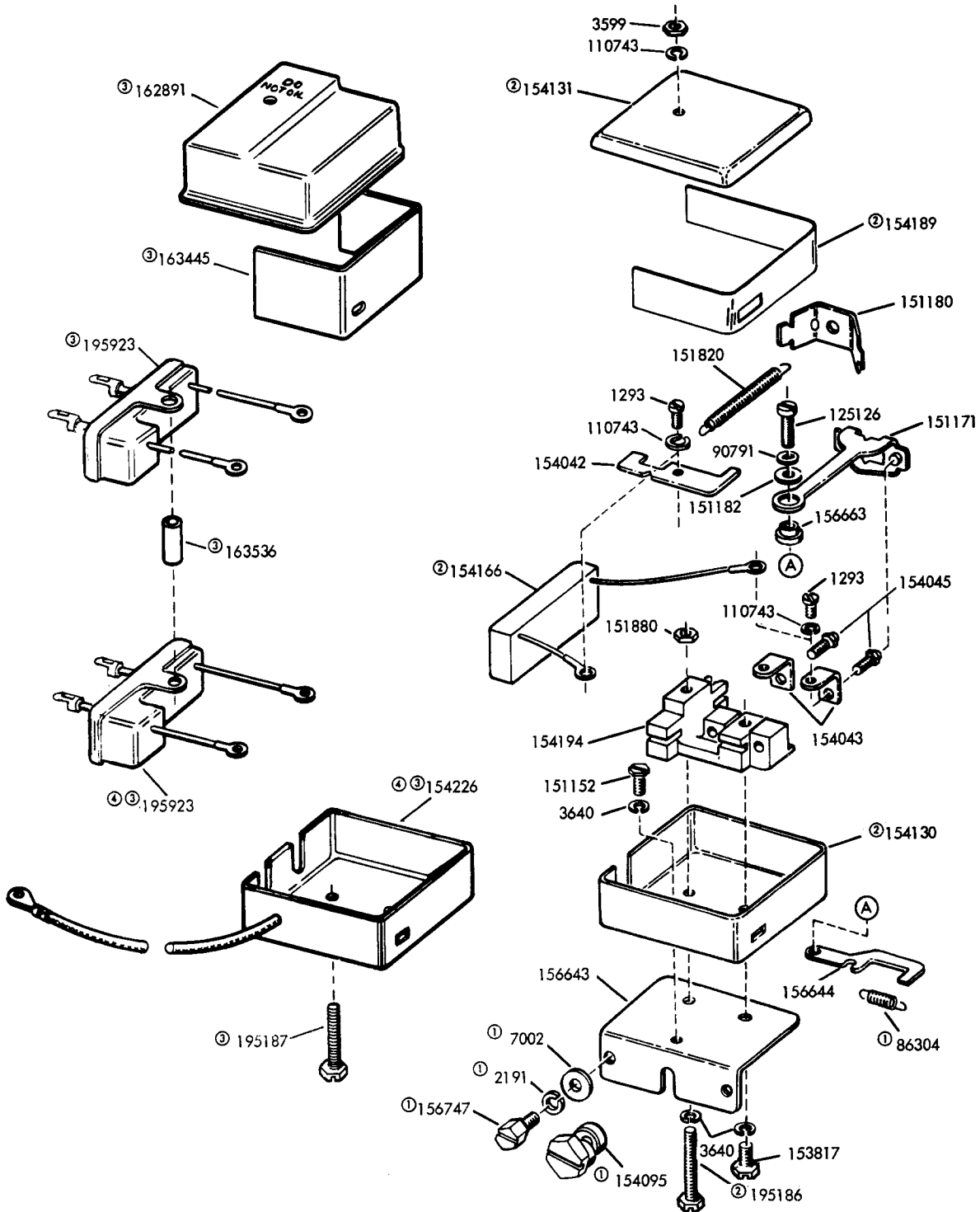


FIGURE 7. REAR PLATE MECHANISM



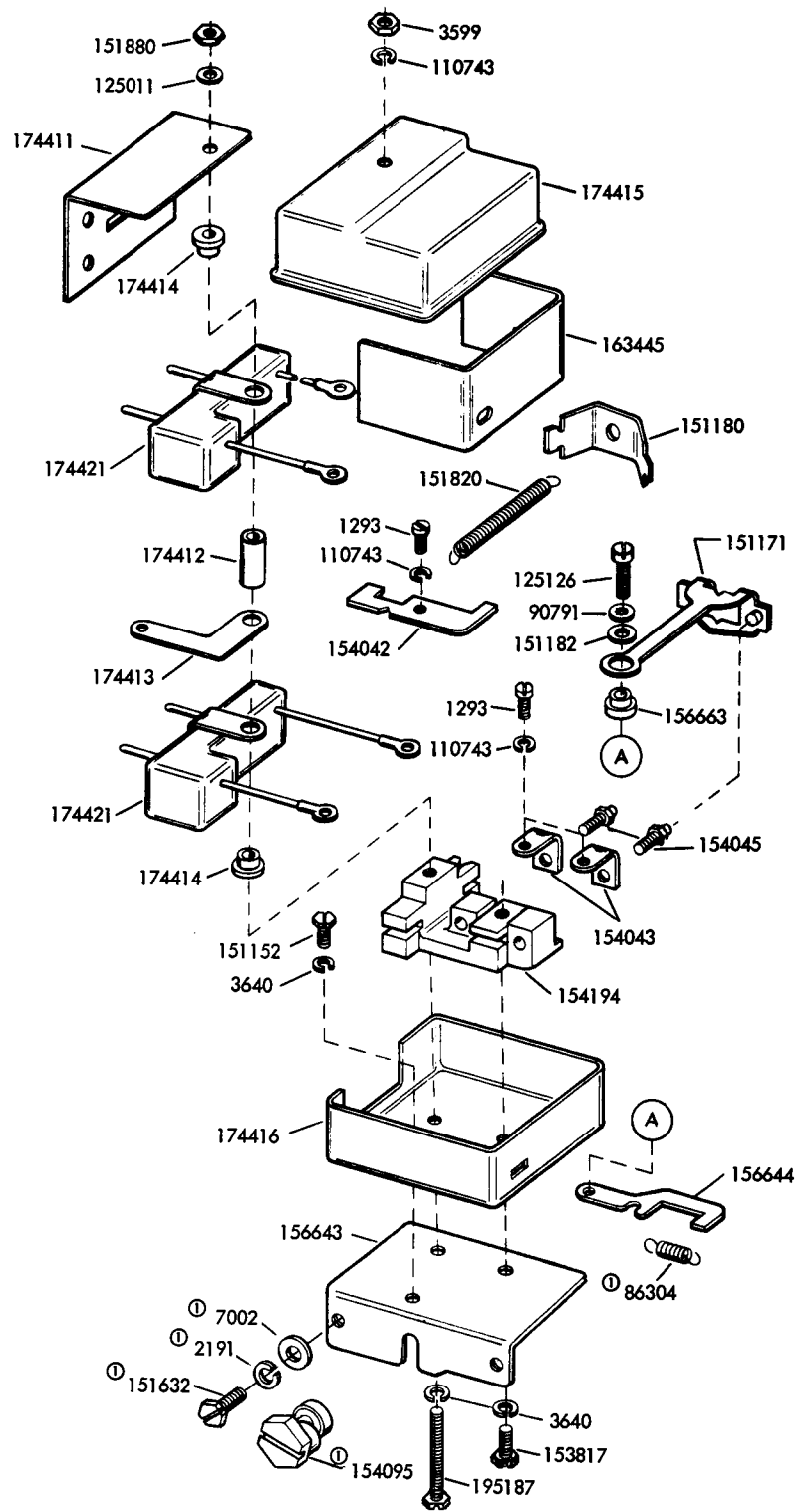
- ① Peculiar to units equipped with a two cycle clutch
- ② Not required if unit is equipped with new style magnet coil with insulated terminals.

FIGURE 8. CLUTCH TRIP MAGNET MECHANISM



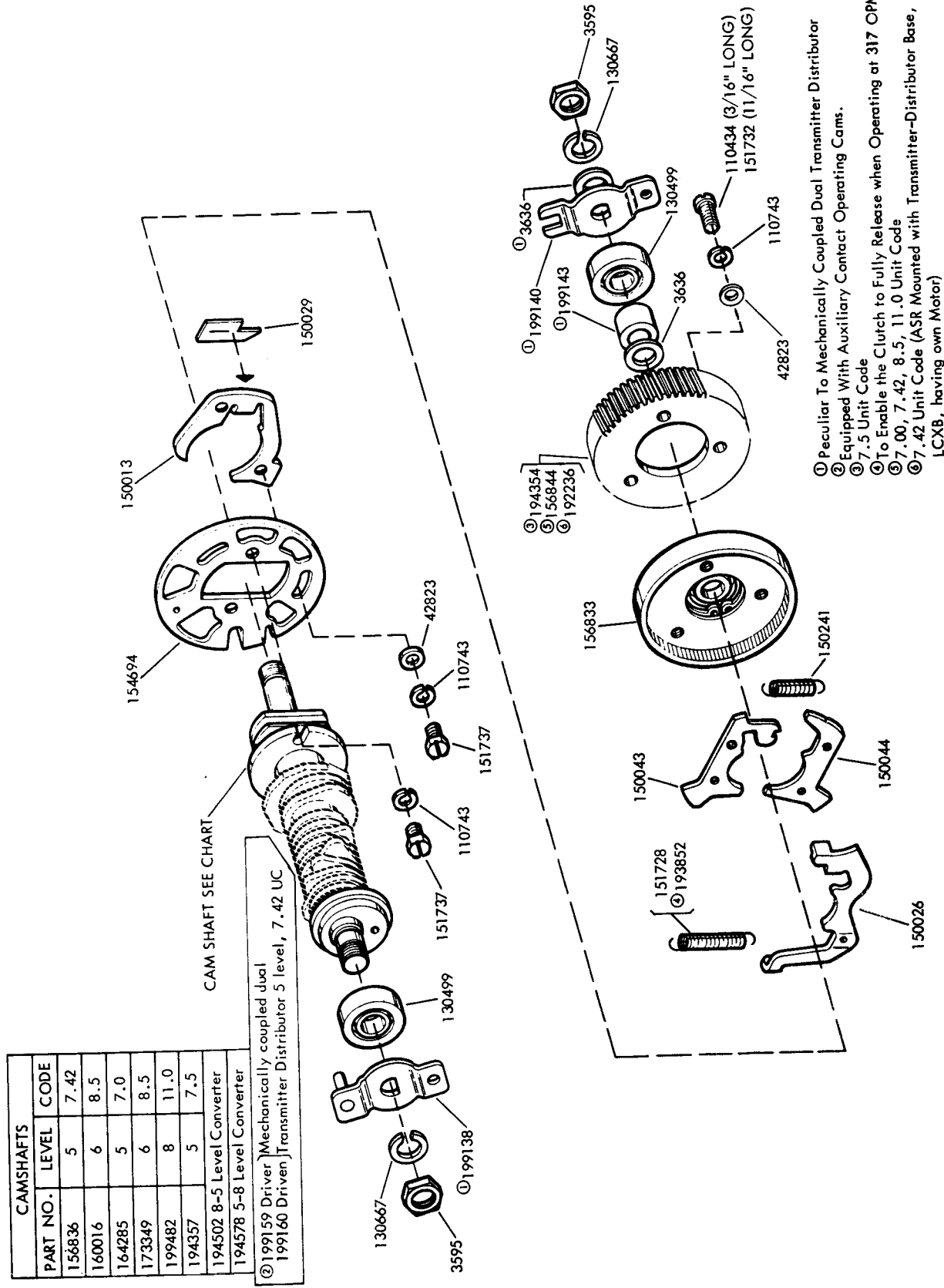
- ① Not supplied with Contact Box
- ② Peculiar to 156648 (ARC suppression-neutral transmission)
- ③ Peculiar to 162997 (RF suppression-polar transmission)
- ④ 174491 Modification Kit to Provide R.F. Filter for Signal Generator Contacts. (Specification 500155)

FIGURE 9. 156648 AND 162997 CONTACT BOX ASSEMBLIES



ⓐ Not Part of Contact Box Assembly

FIGURE 10. 174420 CONTACT BOX ASSEMBLY



- ① Peculiar To Mechanically Coupled Dual Transmitter Distributor
- ② Equipped With Auxiliary Contact Operating Cams.
- ③ 7.5 Unit Code
- ④ To Enable the Clutch to Fully Release when Operating at 317 OPM
- ⑤ 7.00, 7.42, 8.5, 11.0 Unit Code
- ⑥ 7.42 Unit Code (ASR Mounted with Transmitter-Distributor Base, LCXB, having own Motor)

FIGURE 11. MAIN SHAFT MECHANISM-1 CYCLE

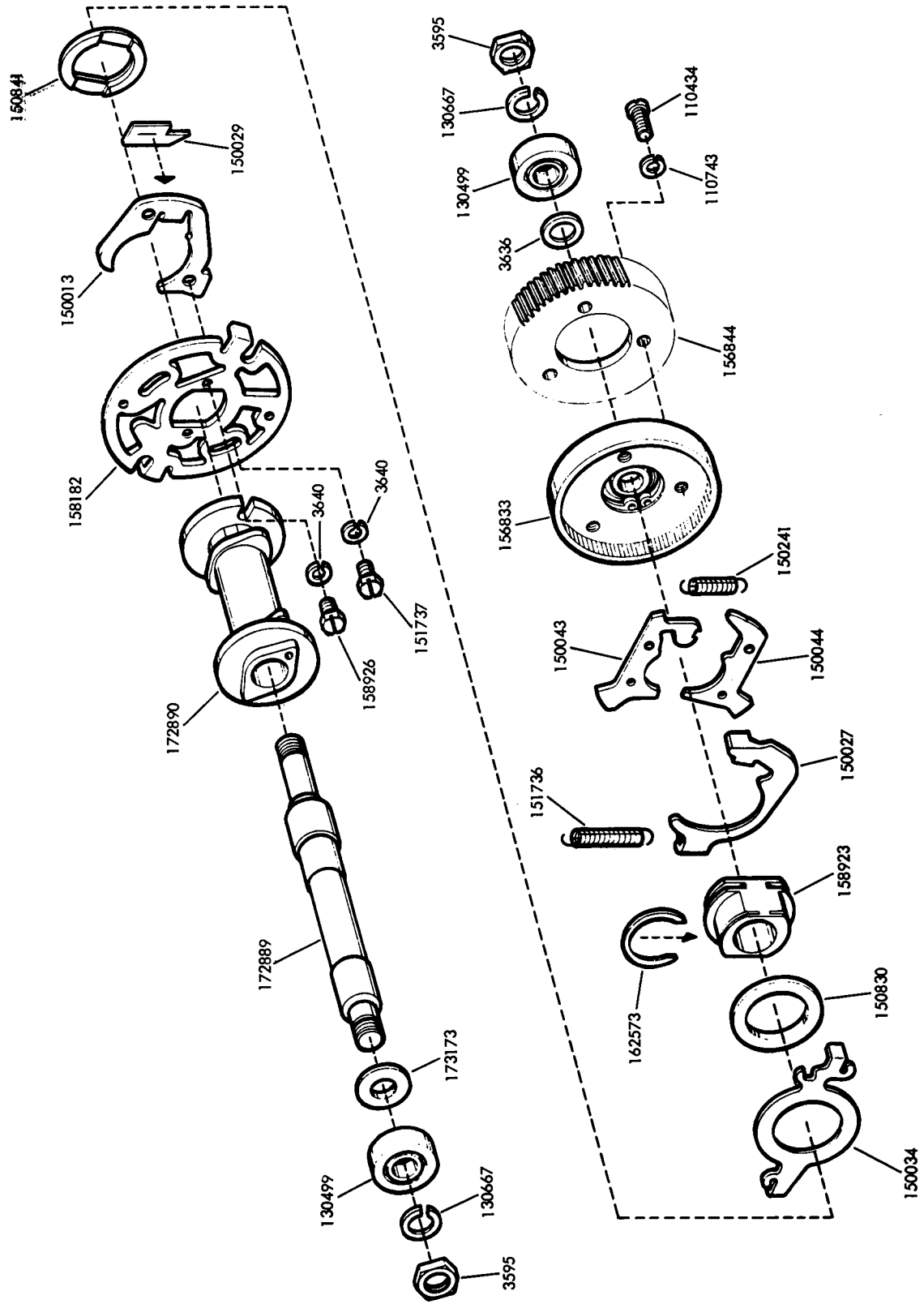


FIGURE 12. MAIN SHAFT MECHANISM-2 CYCLE

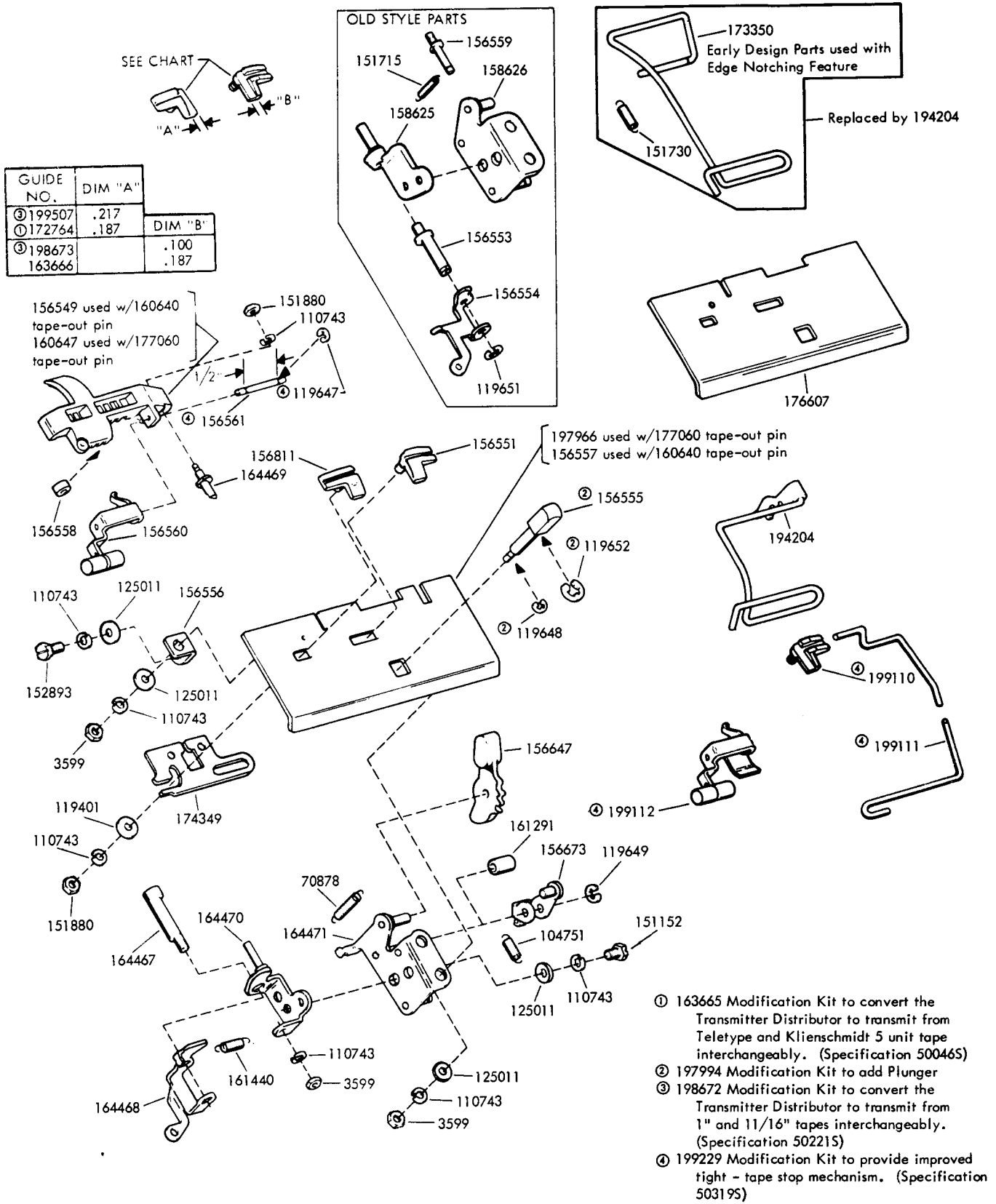
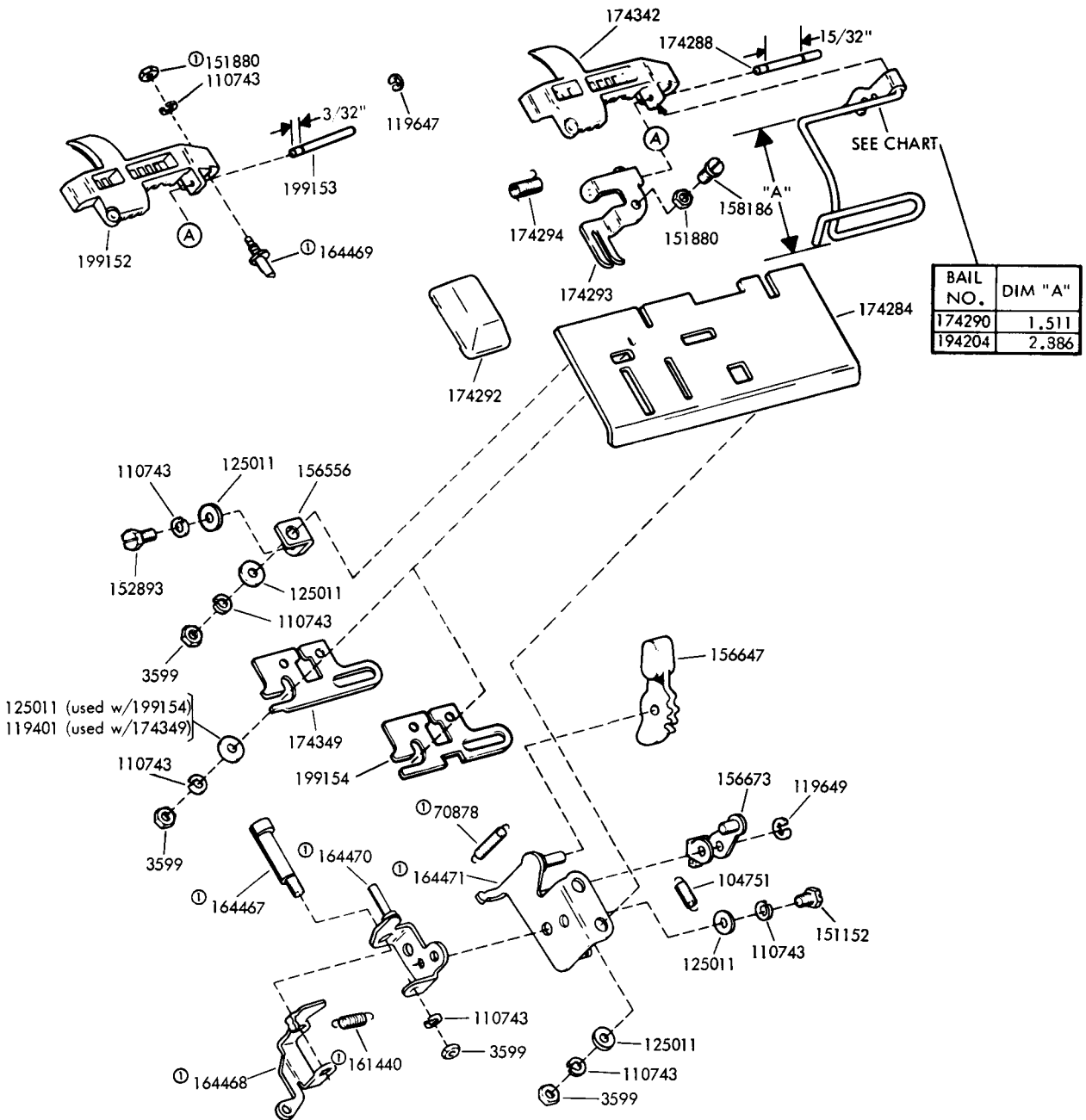


FIGURE 13. TAPE GUIDE PLATE MECHANISMS



① 164472 Modification Kit to equip transmitter distributors with improved tape lid latch mechanism. (Specification 500455)

FIGURE 14. TAPE GUIDE PLATE MECHANISMS

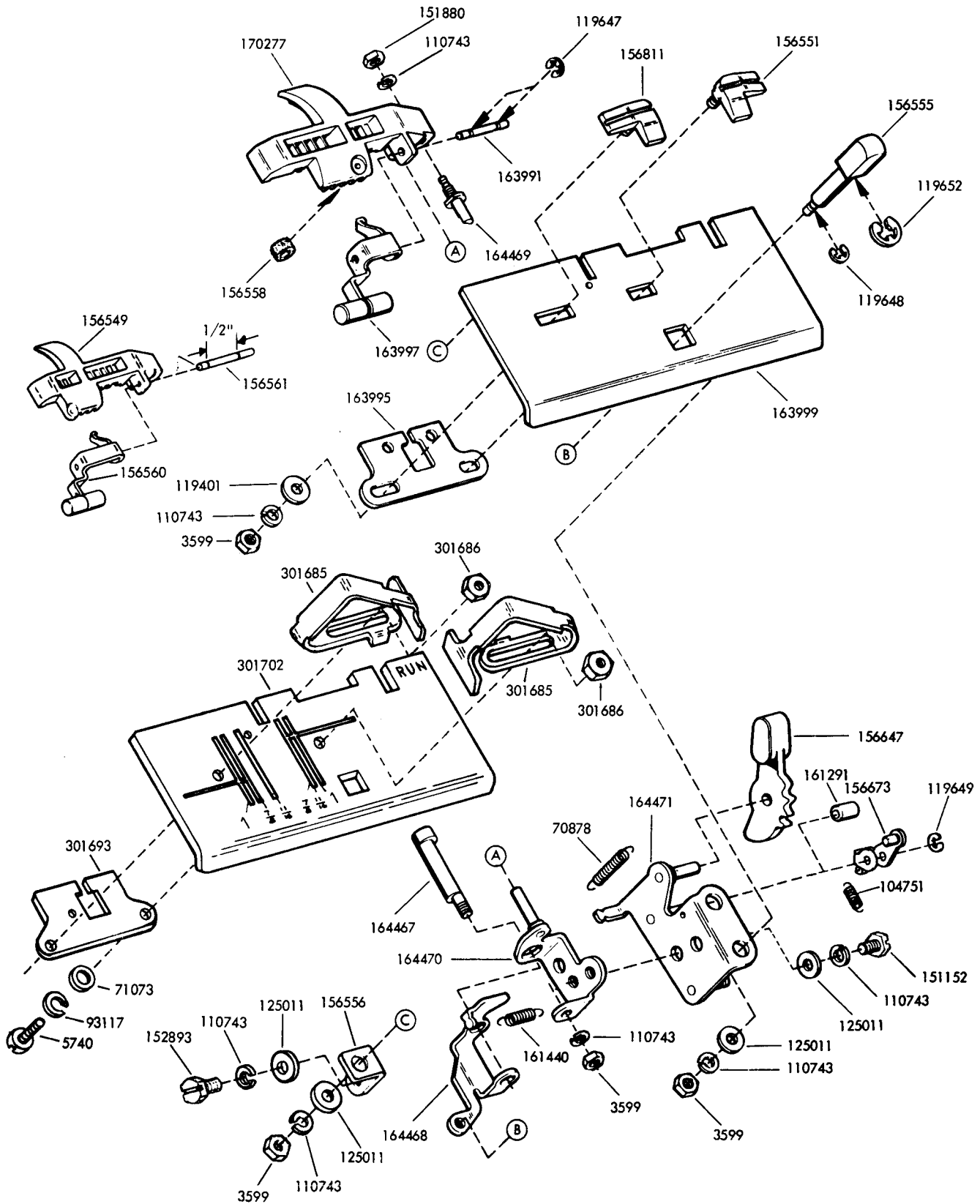


FIGURE 15. TAPE GUIDE PLATE MECHANISMS

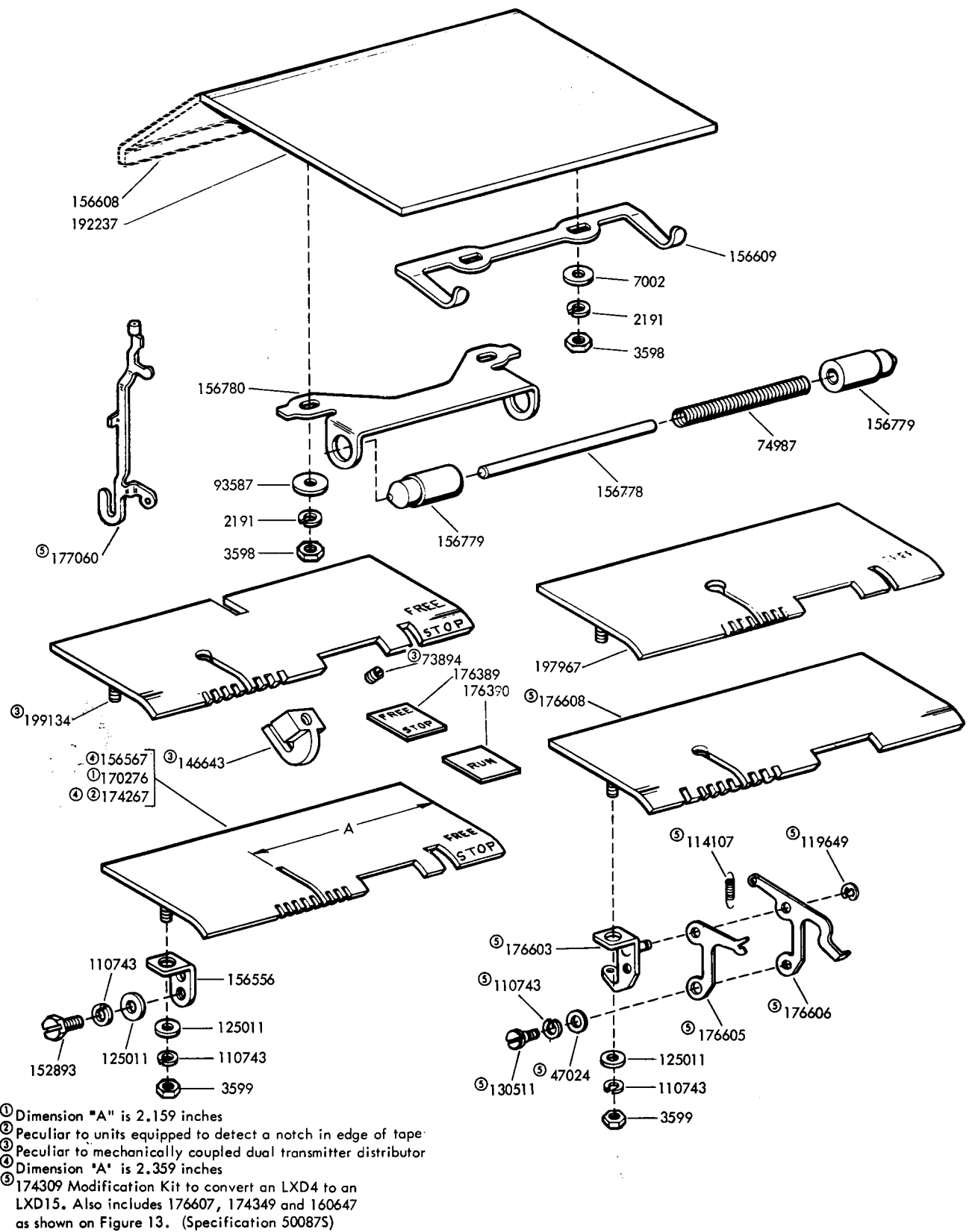


FIGURE 16. COVER AND TOP PLATES

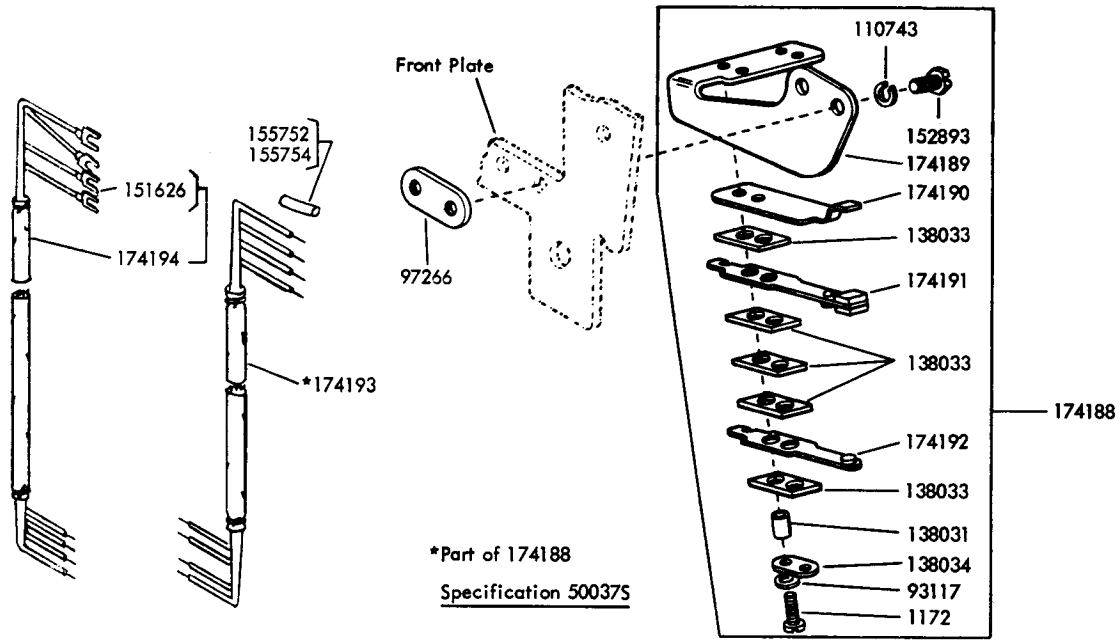


FIGURE 17. 174195 MODIFICATION KIT TO PROVIDE START-STOP CONTACTS

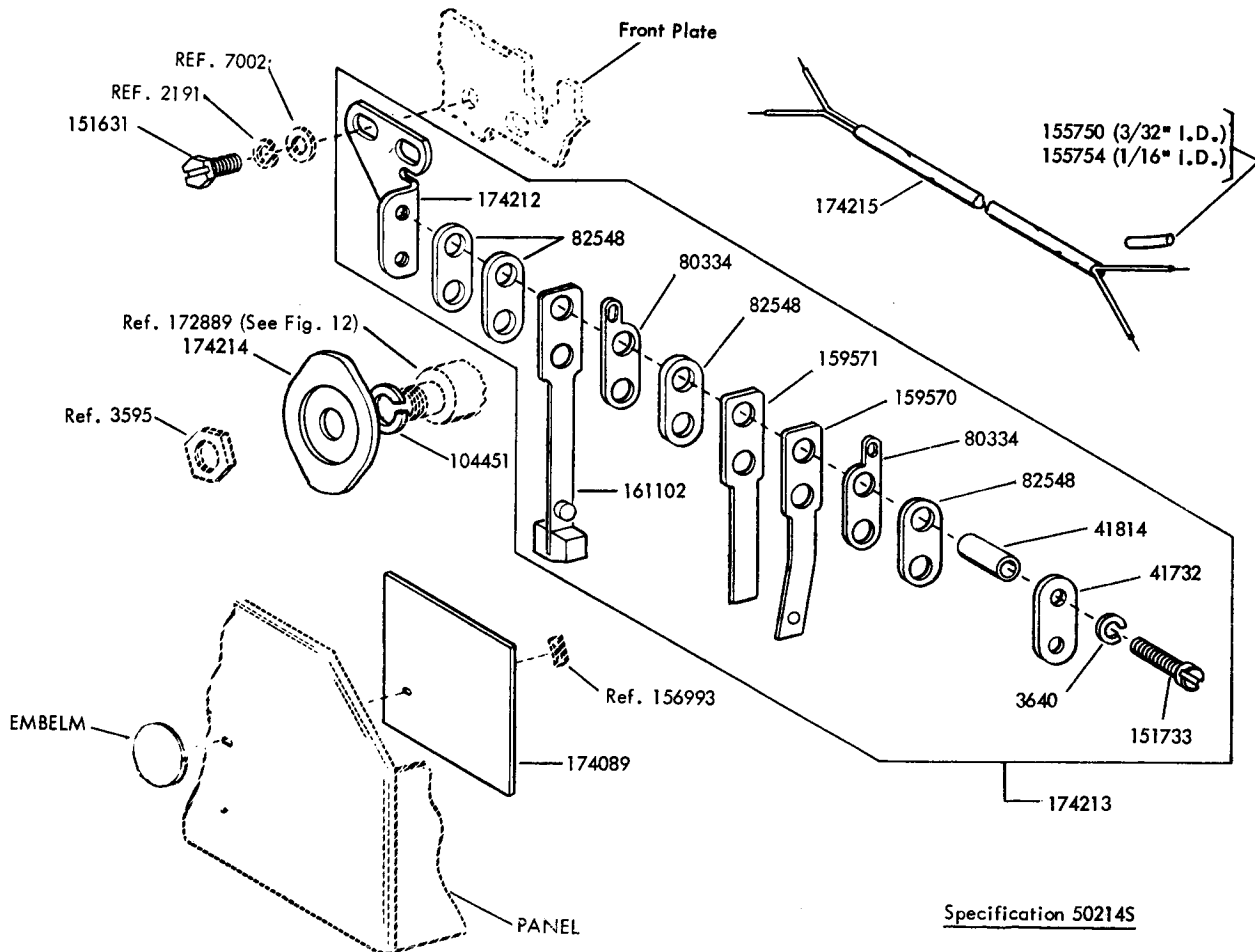


FIGURE 18. 174211 MODIFICATION KIT TO PROVIDE MAGNET RELEASE CONTACTS

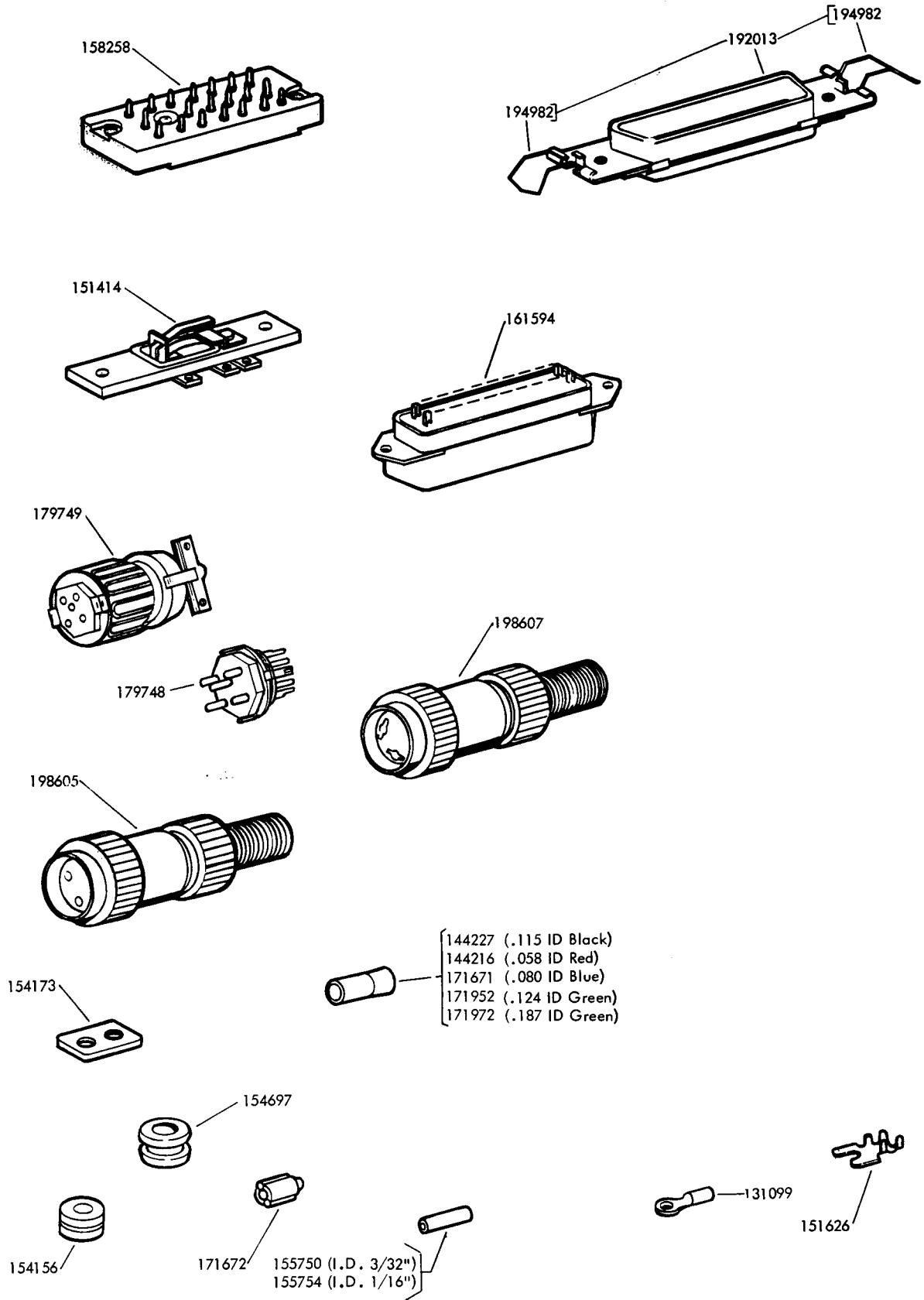
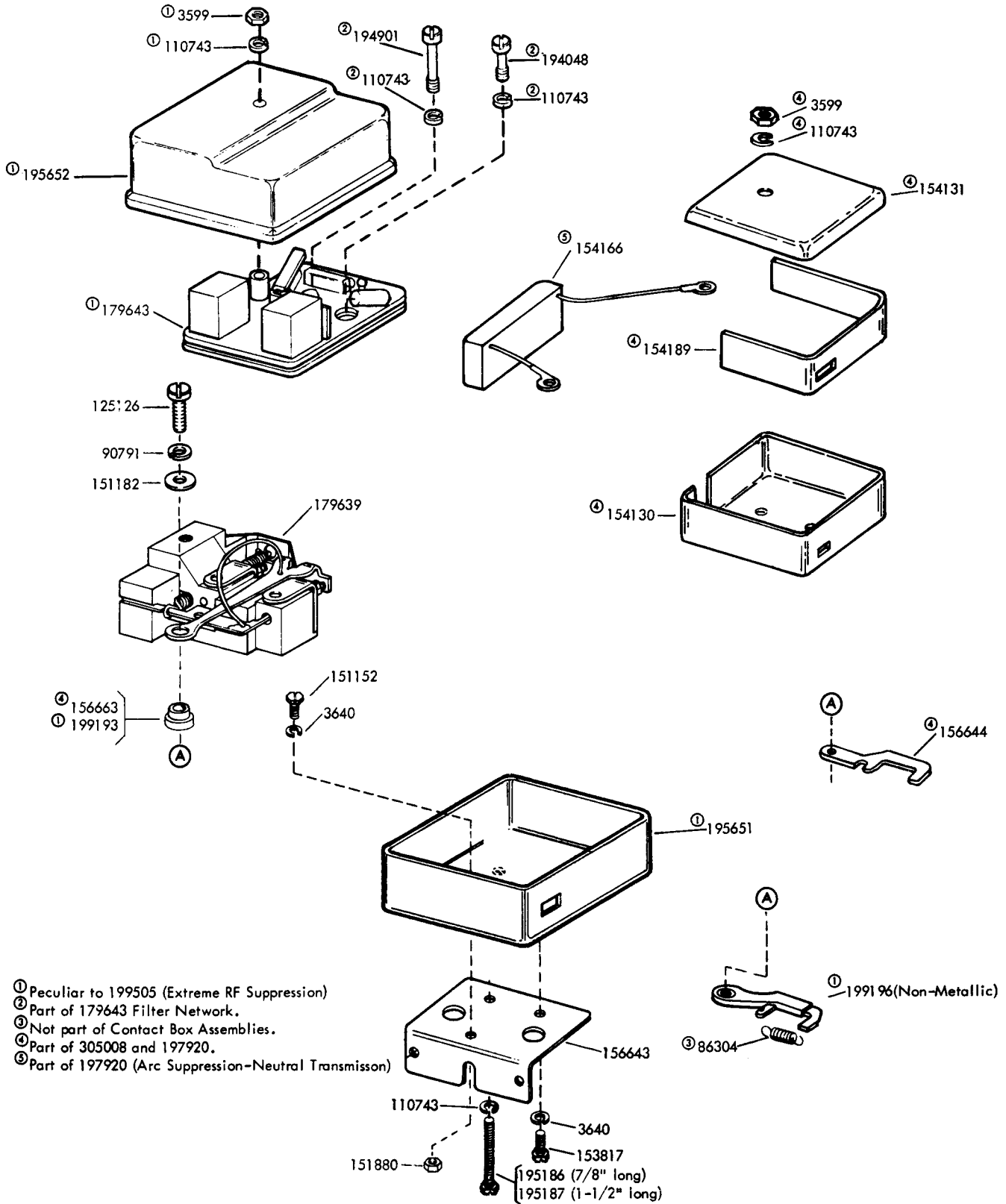
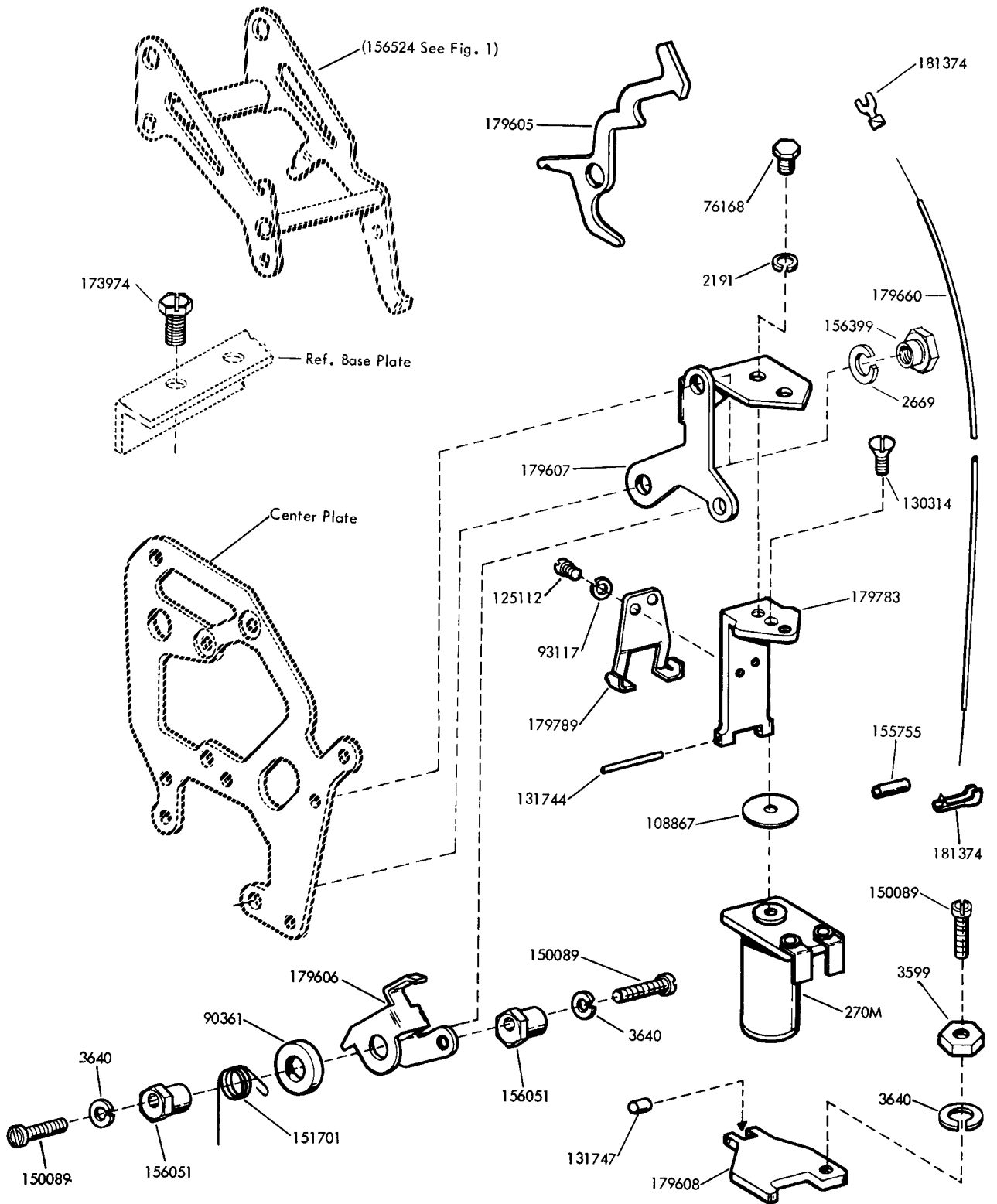


FIGURE 19. CABLE COMPONENTS



- ① Peculiar to 199505 (Extreme RF Suppression)
- ② Part of 179643 Filter Network.
- ③ Not part of Contact Box Assemblies.
- ④ Part of 305008 and 197920.
- ⑤ Part of 197920 (Arc Suppression-Neutral Transmisson)

FIGURE 20. 197920, 198610, 199505 AND 305008 CONTACT BOX ASSEMBLIES WITH GOLD PLATED CONTACTS



Specification 501845

FIGURE 21. 179603 MODIFICATION KIT TO ADD TAPE WITHHOLD MECHANISM TO TRANSMITTER-DISTRIBUTOR

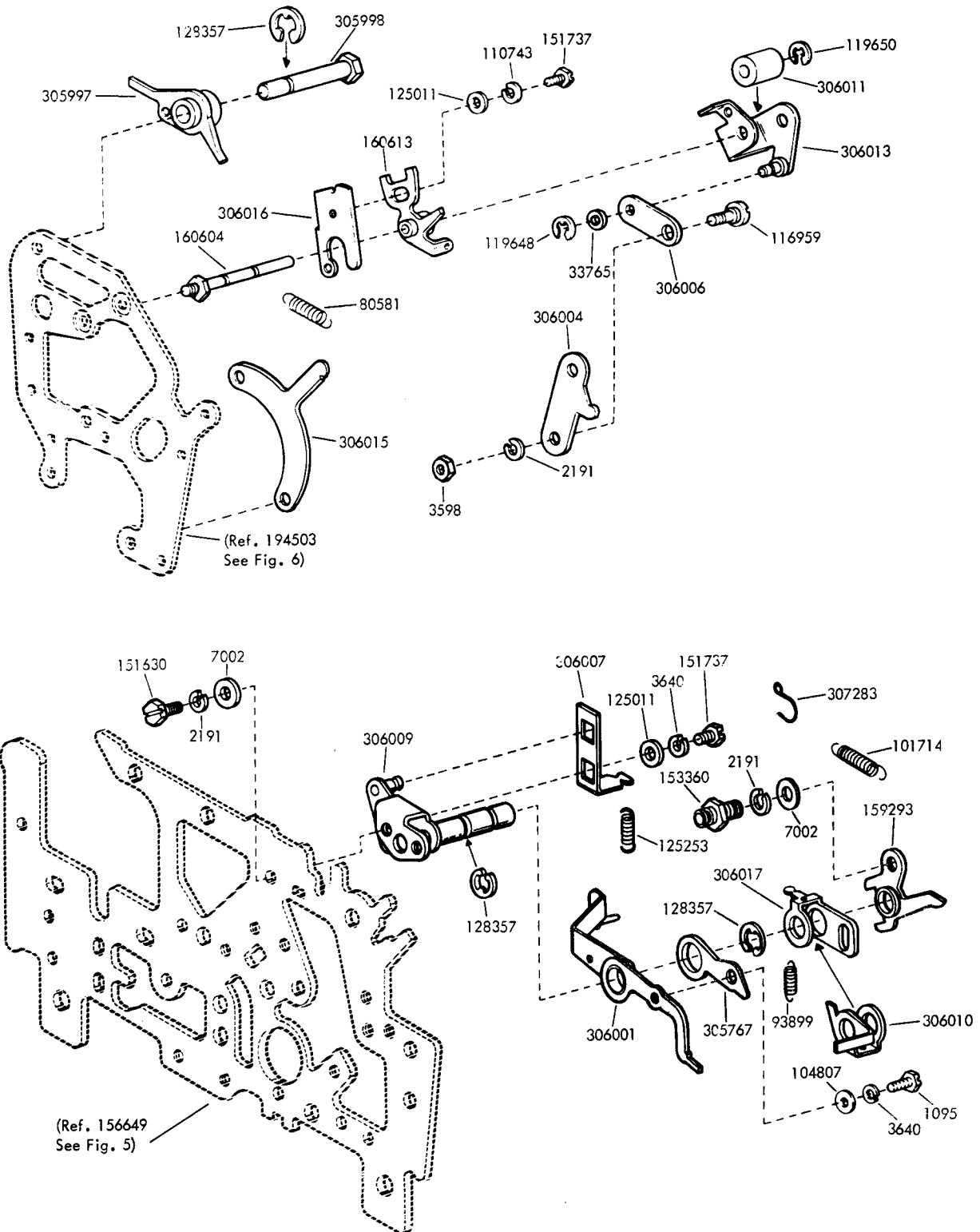


FIGURE 22. TAPE-OUT MECHANISM FOR MECHANICALLY COUPLED DUAL TRANSMITTER DISTRIBUTOR

NUMERICAL INDEX

Part Number	Description and Page Number	Part Number	Description and Page Number	Part Number	Description and Page Number
256M	Coil, Magnet 9	91904	Washer, Flat 3	146643	Block, Stop 17
262M	Coil, Magnet 9	93117	Washer, Lock 16, 18, 21	150013	Disk, Adjusting 12, 13
270M	Coil, Magnet 21	93118	Washer, Lock 3, 6	150026	Lever, Shoe Release 12
1030	Screw, Shoulder (6-40) 2	93356	Washer, Felt 6, 7	150027	Lever, Shoe Release 13
1095	Screw (4-40 x 5/32 Hex) 22	93587	Washer, Flat 3, 8, 17	150029	Wick, Felt 12, 13
1172	Screw (2-56 x 5/16 Fil) 18	93899	Spring 2, 22	150034	Disk, Clutch (2 Stop) 13
1293	Screw (4-40 x 1/8 Fil) 10, 11	93984	Washer, Lock 9	150043	Shoe, Secondary Clutch 12, 13
2191	Washer, Lock 2, 3, 4, 5, 6, 7, 8, 9, 10, 11, 17, 21, 22	97266	Plate, Clamp 18	150044	Shoe, Primary Clutch 12, 13
2438	Washer, Flat 9	101386	Spring 2	150089	Screw (4-40 x 1/2 Fil) 21
2605	Spring 7	101714	Spring 7, 22	150241	Spring 12, 13
2669	Washer, Lock 3, 8, 21	101998	Bushing, Shoulder 3	150830	Bushing, Shoulder 13
2836	Spring 8	102994	Washer, Flat 2	150841	Bearing 13
3595	Nut (1/4-32 Hex) 12, 13	104451	Washer, Lock 18	151073	Screw (4-40 x 5/32 Fil) 3, 7, 9
3598	Nut (6-40 Hex) 2, 3, 4, 5, 6, 7, 8, 17, 22	104751	Spring 14, 15, 16	151103	Spring 2, 5
3599	Nut (4-40 Hex) 6, 7, 8, 9, 10, 11, 14, 15, 16, 17, 20, 21	104807	Washer, Flat 22	151152	Screw (4-40 x 3/16 Hex) 4, 5, 7, 10, 11, 14, 15, 16, 20
3606	Nut (6-40 Hex) 2, 7	108867	Shim (.002" Thk) 21	151171	Toggle, Contact 10, 11
3636	Washer, Flat 12, 13	110434	Screw (4-40 x 3/16 Fil) 12, 13	151180	Link, Toggle 10, 11
3640	Washer, Lock 3, 4, 5, 6, 9, 10, 11, 13, 18, 20, 21, 22	110435	Nut (4-40 Hex) 4	151182	Washer, Insulating 10, 11, 20
3649	Washer, Flat 8	110743	Washer, Lock 3, 4, 5, 6, 7, 8, 9, 10, 11, 12, 13, 14, 15, 16, 17, 18, 20, 22	151395	Spring 8
5740	Screw (2-56 x 1/4 Fil) 16	111640	Screw (2-56 x 7/32 Fil) 6	151398	Spring 4, 5
7002	Washer, Flat 2, 3, 4, 6, 8, 9, 10, 11, 17, 22	112626	Nut (10-32 Hex) 3, 8	151414	Switch, Sensitive 19
7603	Spring 2, 6	114107	Spring 17	151626	Terminal 7, 18, 19
8896	Shim (.004" Thk) 4, 5	115141	Screw, Shoulder (6-40) 7	151630	Screw (6-40 x 1/4 Hex) 3, 5, 6, 7, 8, 9, 22
31636	Spring 3	115221	Washer, Felt 2, 5	151631	Screw (6-40 x 5/16 Hex) 3, 8, 18
33765	Washer, Flat 22	116959	Screw, Eccentric Shoulder (6-40) 22	151632	Screw (6-40 x 3/8 Hex) 2, 3, 6, 8, 11
41732	Plate, Clamp 4, 8, 18	118177	Resistor 4	151637	Screw (4-40 x 1/4 Fil) 5
41746	Bushing, Insulating 4	119401	Washer, Flat 14, 15, 16	151685	Screw (4-40 x 5/16 Fil) 4
41814	Bushing, Insulating 18	119647	Ring, Retaining 4, 5, 7, 14, 15, 16	151688	Screw (4-40 x 5/8 Fil) 4
42823	Washer, Flat 12	119648	Ring, Retaining 3, 6, 14, 16, 22	151689	Screw (4-40 x 3/4 Fil) 4
45024	Spring 7	119649	Ring, Retaining 7, 9, 14, 15, 16, 17	151692	Screw (6-40 x 3/16 Fil) 2, 8
45815	Washer, Lock 2	119650	Ring, Retaining 7, 22	151701	Spring, Torsion 21
47024	Washer, Flat 17	119651	Ring, Retaining 3, 14	151715	Spring 14
70073	Nut (3-48 Hex) 3	119652	Ring, Retaining 2, 4, 5, 7, 8, 14, 16	151722	Screw (6-40 x 3/16 Hex) 2, 3, 6, 8
70388	Spring 2	121125	Washer, Spring 9	151728	Spring 12
70878	Spring 14, 15, 16	121244	Clamp, Cable (1/4" ID) 8	151730	Spring 14
71073	Washer, Flat 16	124177	Washer, Lock 2, 7	151732	Screw (4-40 x 11/32 Fil) 12
73894	Screw (6-40 Set) 17	125011	Washer, Flat 3, 4, 5, 6, 7, 9, 11, 14, 15, 16, 17, 22	151733	Screw (4-40 x 9/16 Fil) 8, 18
74728	Terminal, Contact 4	125015	Washer, Flat 9	151736	Spring 13
74987	Spring, Compression 17	125112	Screw (2-56 x 1/8 Fil) 21	151737	Screw (4-40 x 11/64 Hex) 3, 12, 13, 22
76168	Screw (6-40 x 3/16 Hex) 21	125126	Screw (2-56 x 9/32 Fil) 10, 11, 20	151820	Spring, Contact 10, 11
76275	Plate, Nut 3	125229	Nut (6-32 Hex) 3	151880	Nut (4-40 Hex) 4, 5, 10, 11, 14, 15, 16, 20
76295	Spring 6	125253	Spring 22	152458	Shield, Terminal 9
76422	Spring 7	125802	Washer, Flat 8	152871	Spring 2, 9
76461	Washer, Flat 3	128357	Ring, Retaining 3, 6, 22	152893	Screw (4-40 x 1/4 Hex) 4, 5, 6, 8, 9, 14, 15, 16, 17, 18
78557	Spring 4, 5	130314	Screw (6-40 x 21/64 Flat) 21	153360	Stud 22
80334	Terminal, Contact 18	130499	Bearing, Ball 12, 13	153537	Screw (6-40 x 9/32 Hex) 3
80531	Washer, Flat 2	130511	Screw (4-40 x 11/64 Fil) 17	153799	Screw (4-40 x 21/64 Hex) 4, 5
80581	Spring 22	130667	Washer, Lock 12, 13	153817	Screw (4-40 x 3/8 Hex) 10, 11, 20
80945	Spring 4, 5	130683	Washer, Lock 4, 5	153819	Washer, Lock 3
81778	Screw (4-40 x 3/16 Fil) 9	131099	Terminal 19	154040	Lever, Transfer 2, 5
82547	Insulator (.094" Thk) 8	131744	Pin 21	154042	Terminal 10, 11
82548	Insulator (.062" Thk) 4, 8, 18	131747	Wick, Felt 21	154043	Terminal 10, 11
85318	Washer, Leather 8	138031	Bushing, Insulating 18	154045	Screw (6-40 Spl) 10, 11
86283	Spring 2	138033	Insulator (.031" Thk) 18	154095	Eccentric, Contact Box 10, 11
86304	Spring 10, 11, 20	138034	Plate, Clamp 3, 6, 18	154130	Box, Contact 10, 20
86959	Bushing, Insulating 8	144216	Connector, Insulated (Red) 19	154131	Cover, Contact 10, 20
87401	Spring 9	144227	Connector, Insulated (Black) 19	154156	Grommet, Rubber 19
87402	Spring 9	145779	Post, Spring 7	154166	Suppressor, Arc 10, 20
90361	Washer, Felt 21	145798	Pawl 7		
90573	Spring 2				
90791	Washer, Lock 10, 11, 20				
91120	Spring 3				

NUMERICAL INDEX (Continued)


Part Number	Description and Page Number	Part Number	Description and Page Number	Part Number	Description and Page Number
154173	Plate 19	156598	Post 3, 8	160086	Post, Guide 5
154189	Insulator 10, 20	156599	Plate 8	160087	Post, Spring 7
154194	Base 10, 11	156602	Plate 3	160088	Bail w/Stud 7
154226	Box w/Strap 10	156608	Plate, Cover 17	160089	Post, Stop 5
154335	Screw (6-40 x 9/32 Fil) 4	156609	Plate, Spring 17	160090	Lever, Transfer 5
154349	Spring 2	156618	Post 2	160091	Reservoir Assembly, Oil 8
154694	Disk, Clutch Cam 12	156621	Guide, Transfer Lever 2	160092	Stiffener 8
154697	Grommet, Rubber 19	156622	Post 7	160093	Wick, Leather 8
155494	Spring 25	156623	Washer, Flat 3	160094	Contact Assembly, Auxiliary 4, 5
155750	Sleeve, Insulating (3/32 ID x 1/2" Lg) 4, 5, 18, 19	156624	Post 2	160095	Bracket 4
155752	Sleeve, Insulating (5/64 ID x 1/2" Lg) 18	156625	Bracket 2	160096	Bracket w/Bushing 5
155754	Sleeve, Insulating (1/16 ID x 1/2" Lg) 4, 5, 18, 19	156631	Washer, Felt 2, 5	160097	Contact Assembly 5
155755	Sleeve, Insulating (11/64 ID x 5/8" Lg) 3, 21	156632	Screw (6-40 x 13/32 Hex) 9	160398	Spring, Contact 8
156051	Bushing, Eccentric 21	156633	Washer, Felt 8	160399	Spring, Contact 8
156399	Nut, Shoulder (6-40 Hex) 21	156636	Wheel, Feed 2	160593	Terminal 4, 8
156450	Screw (2-56 x 1/2 Fil) 3, 6	156637	Bail 2	160596	Spring 3
156501	Screw (6-40 x 7/32 Fil) 3	156638	Guide, Transfer Lever 2	160597	Plate 8
156509	Washer, Flat 3	156639	Post 2	160598	Stiffener 8
156510	Post 3	156640	Post 2, 5	160599	Wick, Leather 8
156511	Bail 3	156641	Pin, Sensing 2, 5	160600	Reservoir, Oil 8
156514	Plate w/Studs 3	156643	Bracket 10, 11, 20	160601	Guard 8
156515	Washer, Felt 3	156644	Link, Drive 10, 11, 20	160602	Arm 7
156516	Latch 3	156647	Lever, Start-Stop 14, 15, 16	160604	Post 7, 22
156518	Post 2, 6	156648	Box Assembly, Contact 10	160605	Arm 7
156519	Washer, Felt 2	156649	Plate, Front 2, 6	160606	Arm w/Spring Post 7
156520	Arm 2	156662	Plate 9	160607	Bail 7
156521	Screw, Eccentric Shoulder (4-40) 2	156663	Insulator 10, 11, 20	160608	Bracket, Contact 8
156522	Pawl 2	156668	Screw (6-40 Spl) 7	160613	Arm w/Hub 7, 22
156523	Stud, Eccentric 2	156673	Bail w/Stud 14, 15, 16	160615	Reservoir Assembly 8
156524	Bail 2	156677	Plate, Insulator 9	160616	Plate 7
156531	Bracket w/Post 9	156747	Screw (6-40 x 19/64 Hex) 10	160621	Bracket 9
156532	Core 9	156773	Modification Kit 7	160622	Guide 9
156533	Screw, Eccentric (4-40) 9	156777	Jumper (2" Black) 7	160623	Shield 9
156534	Bail 2, 9	156778	Rod 17	160625	Clip w/Wick 3
156537	Armature 9	156779	Plunger 17	160626	Insulator (.031" Thk) 3, 6
156539	Washer, Felt 9	156780	Bracket, Detent 17	160627	Bushing, Insulating 3, 6
156549	Lid, Tape 14, 16	156782	Nut (6-40 Spl) 3, 8	160628	Spring, Contact 3, 6
156551	Guide, Right 14, 16	156811	Guide, Left 14, 16	160629	Bracket, Contact 3
156553	Post, Eccentric 14	156817	Shaft 9	160630	Spring, Contact 3, 6
156554	Bail 14	156831	Clamp 3	160631	Spring, Contact 3, 6
156555	Plunger, Tape Lid 14, 16	156832	Plate 3	160632	Contact Assembly 3
156556	Bracket 14, 15, 16, 17	156833	Drum Assembly, Clutch 12, 13	160634	Post 7
156557	Plate, Tape Guide 14	156836	Camshaft 12	160635	Bail 7
156558	Washer, Felt 14, 16	156844	Gear (40T) 12, 13	160638	Bracket, Spring 3
156559	Post 14	156880	Jumper (2-3/8" Black) 9	160639	Contact Assembly 8
156560	Bail 14, 16	156881	Jumper (1-1/2" Black) 9	160640	Pin, Tape Out Sensing 2, 14
156561	Shaft 14, 16	157240	Spring 6	160647	Lid, Tape 14, 17
156567	Plate, Top 17	158182	Disk, Clutch Cam 13	161100	Spring, Contact 4
156574	Post, Spring 7	158186	Screw (4-40 x 7/32 Fil) 15	161102	Spring, Contact 4, 18
156575	Screw, Eccentric Shoulder (6-40) 7	158258	Connector, Plug (20 Pt) 19	161117	Spring 7
156576	Washer, Felt 8	158625	Bracket w/Stud 14	161291	Bushing 14, 16
156577	Roller, Detent Lever 7	158626	Bracket w/Studs 14	161439	Wick, Felt 8
156578	Bail w/Stud 7	158757	Hinge, Mounting 9	161440	Spring, 14, 15, 16
156581	Stud 8	158923	Bearing, Sleeve 13	161591	Cable Assembly 3
156588	Ring, Retaining 8	158926	Screw (4-40 x 7/32 Hex) 13	161592	Plate w/Studs 3
156589	Post, Spring 8	159291	Bail 3	161594	Connector, Plug (36 Pt) 19
156590	Latch 2	159292	Bail 3	162249	Screw, Insulating (6-32) 3
156591	Washer, Felt 7, 8	159293	Arm, Extension 3, 22	162462	Modification Kit 3
156594	Lever, Trip 8	159295	Bracket w/Posts 3	162490	Modification Kit 4
156595	Lever, Latch 8	159297	Arm, Stop 3	162491	Cable 4
156596	Bail 8	159298	Spring, Torsion 3	162492	Post, Guide 4
156597	Plate, Rear 8	159312	Wick, Leather 3	162493	Bail 4, 5
		159570	Spring, Contact 4, 18	162498	Screw, Eccentric (4-40) 4, 5
		159571	Stiffener 4, 18	162499	Nut, Shoulder (4-40) 4, 5
		160016	Camshaft 12	162500	Arm, Sensing 4, 5
		160025	Bracket 5	162501	Post, Spring 4, 5
		160067	Wheel, Feed 5	162502	Post, Stop 4


NUMERICAL INDEX (Continued)

Part Number	Description and Page Number	Part Number	Description and Page Number	Part Number	Description and Page Number
162503	Shaft, Spring 4, 5	174214	Cam 18	179749	Connector, Receptacle (5 Pt) 19
162504	Contact Assembly, Auxiliary 4	174215	Cable 18	179783	Yoke 21
162505	Bracket, Contact 4	174263	Pin, Tape Editing 2	179789	Retainer, Armature Pin 21
162506	Bracket w/Bushing 4	174265	Contact Assembly 3	179884	Plate, Front 6
162573	Retainer 13	174266	Bracket, Contact 3	181374	Terminal, Tab Type 21
162891	Cover, Contact Box 10	174267	Plate w/Studs 17	192013	Connector, Plug Type (50 Pt) 19
162997	Box Assembly, Contact 10	174272	Bracket, Contact 6	192236	Gear (60 T) 12
163445	Insulator, Strip 10, 11	174273	Arm, Extension 6	192237	Plate, Cover 17
163536	Spacer (.562" Thk) 10	174275	Feedwheel 6	192591	Plate w/Studs 3
163665	Modification Kit 14	174276	Roller 6	193852	Spring 12
163666	Guide, Right 14	174277	Lever w/Stud 6	194034	Modification Kit 5
163991	Shaft 16	174279	Ratchet w/Shaft 6	194048	Screw (4-40 Spl) 20
163992	Arm, Extension 3	174281	Bracket w/Bushing 6	194204	Guide, Tape 14, 15
163995	Plate 16	174283	Contact Assembly, Tape Motion 6	194341	Cable Assembly 4, 5
163996	Contact Assembly 5			194344	Contact Assembly 4
163997	Bail 16	174284	Plate, Tape Guide 15	194354	Gear (45T) 12
163998	Bail 7	174286	Bail w/Spacer 6	194357	Camshaft 12
163999	Plate, Tape Guide 16	174287	Pin, Tape Out 6	194502	Camshaft 12
164000	Pin, Tape Out 5	174288	Shaft 15	194503	Plate, Center 7
164285	Camshaft 12	174290	Guide, Tape w/Bail 15	194505	Follower, Cam 7
164467	Post, Eccentric 14, 15, 16	174292	Guide, Left 15	194506	Bracket, Cam Follower Guide 7
164468	Bail 14, 15, 16	174293	Bail 15	194544	Bracket, Contact Assembly 4
164469	Post 14, 15, 16	174294	Spring, Torsion 15	194545	Contact Assembly, Auxiliary 4
164470	Bracket w/Stud 14, 15, 16	174295	Contact Assembly, Tape Out 6	194546	Insulator 4
164471	Bracket w/Studs 14, 15, 16	174303	Sleeve 6	194578	Camshaft 12
164472	Modification Kit 15	174304	Spring, Contact 6	194901	Screw (4-40 Spl) 20
165027	Network, Spark Suppression 9	174305	Spring, Torsion 6	194982	Clip, Connector 19
170276	Plate, Cover 17	174309	Modification Kit 17	195186	Screw (4-40 x 7/8 Hex) 10, 20
170277	Lid, Tape 16	174342	Lid, Tape 15	195187	Screw (4-40 x 1-1/2 Hex) 10, 11, 20
170282	Nut (6-40 Hex) 2	174349	Plate 14, 15, 17		
171671	Connector, Insulated (Blue) 19	174411	Insulator 11	195377	Network, Spark Suppression 9
171672	Connector (Red) 19	174412	Spacer (.531" Thk) 11	195651	Box, Contact 20
171952	Connector, Shielding (Green) 19	174413	Terminal 11	195652	Cover, Contact Box 20
171972	Connector, Insulated (Green) 19	174414	Bushing 11	195923	Filter, R.F. 10
172764	Guide, Left 14	174415	Cover, Contact Box 11	197728	Contact Assembly 4
172881	Reservoir Assembly, Oil 8	174416	Box, Contact 11	197920	Box Assembly, Contact 20
172885	Arm, Cam Follower 2	174420	Box Assembly, Contact 11	197966	Plate w/Stud 14
172887	Bail 9	174421	Filter, RF 11	197967	Plate w/Stud 17
172889	Shaft, Main 13	174491	Modification Kit 10	197994	Modification Kit 14
172890	Camsleeve 13	176389	Label (Free-Stop) 17	198605	Connector, Plug (4 Pt) 19
172899	Post, Guide 5	176390	Label (Run) 17	198607	Connector, Receptacle (4 Pt) 19
172900	Post, Stop 5	176603	Bracket w/Stud 17	198610	Box Assembly, Contact 20
173118	Cable 5	176605	Lever, Sensing 17	198672	Modification Kit 14
173171	Plate w/Stud 3	176606	Lever, Switch Actuating 17	198673	Guide, Right 14
173173	Disk 13	176607	Plate w/Studs 14, 17	199110	Guide, Right 14
173208	Wick, Leather 8	176608	Plate w/Studs 17	199111	Lever, Tight Tape 14
173349	Camshaft 12	176609	Spring, Contact 3	199112	Bail 14
173350	Guide, Tape 14	177048	Latch 5	199126	Lever, Tape Advance 2
173351	Finger w/Posts 5	177060	Pin w/Sleeve, Sensing 2, 14, 17	199129	Pawl, Feed 2
173359	Guide 5	178499	Contact Assembly 3	199130	Plate 3
173424	Bail, Sensing 7	178535	Suppressor, Spark 9	199131	Plate, Clamp 3
173974	Screw (10-32 x 5/16 Hex) 21	179163	Stiffener 6	199133	Post 8
174010	Plate 2, 4, 5	179167	Screw, Eccentric Shoulder (4-40) 6	199134	Plate w/Stud 17
174087	Modification Kit 7			199138	Link, Drive 12
174089	Insulator (.015" Thk) 18	179189	Screw, Eccentric Shoulder (6-40) 2	199140	Link, Driven 12
174188	Contact Assembly 18	179262	Bracket, Spring 6	199143	Spacer (.316" Thk) 12
174189	Bracket, Contact 18	179603	Modification Kit 21	199146	Bracket w/Bushing 6
174190	Follower 18	179605	Pawl 21	199147	Plate, Nut 6
174191	Spring, Contact 18	179606	Bail, Blocking 21	199148	Clamp 6
174192	Spring, Contact 18	179607	Bracket, Magnet 21	199149	Bracket 6
174193	Cable w/Terminals 18	179608	Armature 21	199151	Lever 6
174194	Cable w/Terminals 18	179639	Contact Assembly 20	199152	Lid, Tape 15
174195	Modification Kit 18	179643	Network, Filter 20	199153	Shaft 15
174211	Modification Kit 18	179660	Cable w/Terminal 21	199154	Plate 15
174212	Bracket 18	179748	Connector, Plug (5 Pt) 19	199159	Camshaft 12
174213	Contact Assembly, Magnet Release 18			199160	Camshaft 12

NUMERICAL INDEX (Continued)

Part Number	Description and Page Number	Part Number	Description and Page Number	Part Number	Description and Page Number
199163	Bracket 3, 8	304665	Modification Kit 5	306004	Lever, Reset 22
199175	Bracket 6	304762	Latch 2	306006	Link, Reset 22
199190	Screw, Shoulder (4-40) 2	304763	Plate, Wear 2	306007	Bracket, Spring 22
199193	Bushing 20	304764	Post 8	306009	Bracket 22
199196	Link 20	304765	Post, Eccentric 2	306010	Bail, Depressor 22
199229	Modification Kit 14	304766	Bail, Operating 8	306011	Sleeve, Stop 22
199482	Camshaft 12	304767	Bail, Trip 2	306013	Bail, Reset 22
199505	Box Assembly, Contact 20	305008	Box Assembly, Contact 20	306015	Bracket, Spring 22
199507	Guide, Left 14	305087	Post 4	306016	Latch 22
301685	Guide, Tape 16	305767	Arm, Stop 22	306017	Bail, Adjusting 22
301686	Nut, Shoulder (2-56) 16	305997	Lever, Trip 22	307283	Anchor, Spring 22
301693	Plate 16	305998	Post 22	311271	Stud, Eccentric 2
301702	Plate w/Studs 16	306001	Pin, Tape Out 22	311453	Roller 6



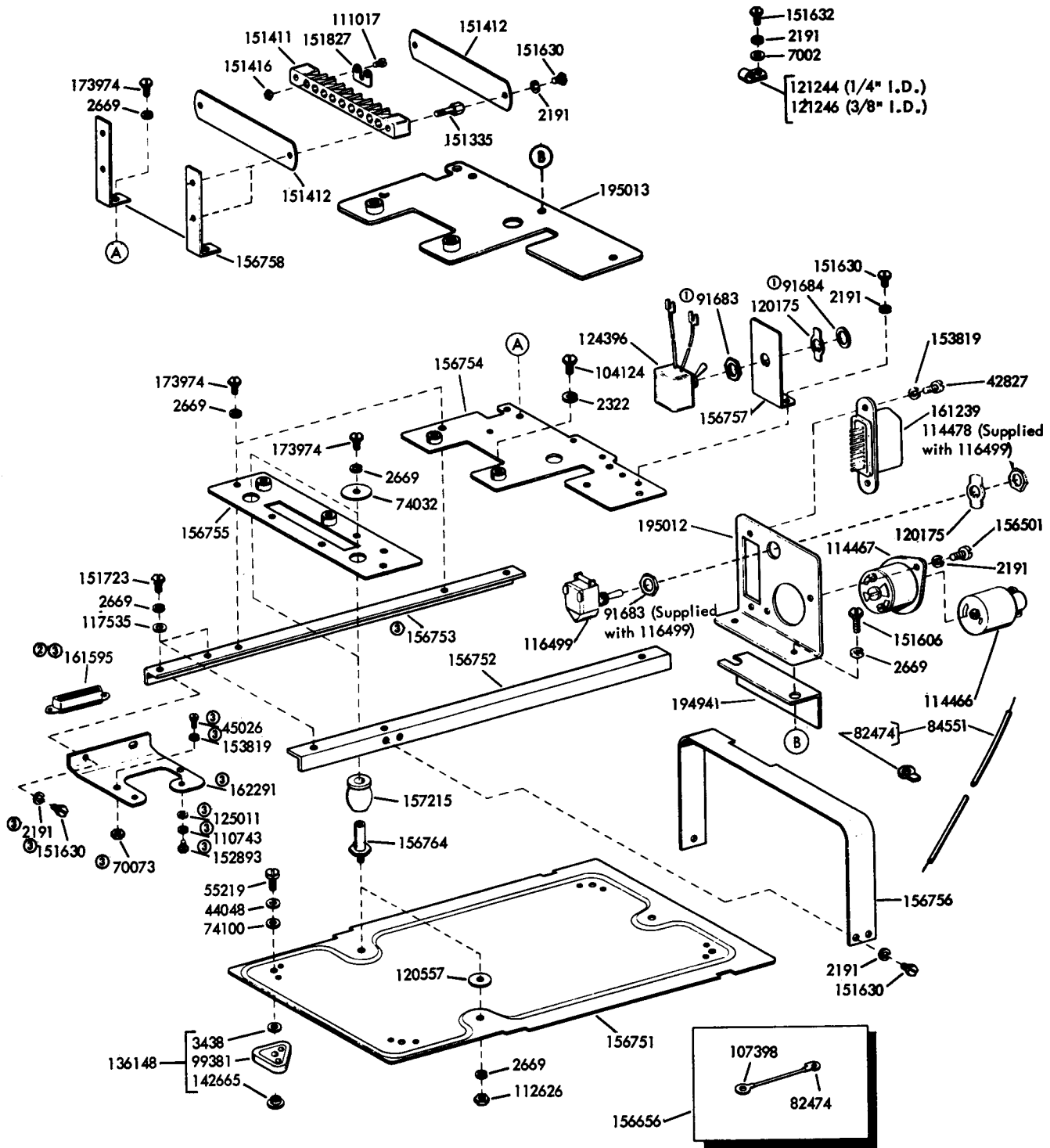


28 TRANSMITTER OR TRANSMITTER-DISTRIBUTOR BASE (LXDB)
AND 28 MULTIPLE TRANSMITTER-DISTRIBUTOR BASE (LMAXB)

PARTS					
Figure	Contents	Page	Figure	Contents	Page
1	Base and Electrical Components	2	8	163317 (5 Level) and 194339 (6 Level and Up) Modification Kits to Provide Multiple Wire Output for the Transmitter Distributor Base (LXDB)	9
2	Miniature Base and Electrical Components	3	9	174365** and 179284** (Miniature) Modification Kits to Adapt a Transmitter Distributor Base as a Replacement for a Model 14 Transmitter Distributor	10
3	Miniature Base and Electrical Components (Continued)	4	10	Cable Assemblies	11
4	Multiple Mounting Base	5	11	Pan, Bracket and Bars to Mount Mechanically Coupled Dual Transmitter Distributor	12
5	Drive Mechanism for Single Mounted Units or Multiple Mounted Units Driven at a Common Speed	6		Numerical Index	13
6	Drive Mechanism for Multiple Mounted Units Driven at Independent Speeds	7			
7	Shaft Mechanism for Multiple Mounted Units	8			

PAINT FINISH COLOR CODE CHART (for parts and assemblies requiring a paint finish)												
Color	Finish Suffixes				Color	Finish Suffixes						
	Wrinkle Finish	Smooth Finish	Textured Vinyl	Smooth Vinyl		Wrinkle Finish	Smooth Finish	Textured Vinyl	Smooth Vinyl			
Beige	AA (37)	ET	GC	HC	Gray, Federal	AB (40)	BV	GG	HD			
Beige, Light		EL			Gray, Green		BK	GA (45)				
Beige, Rose		ER			Gray, Light		EJ	MB (58)				
Black		BA (34)			Gray, Covert		EW	GE		HE		
Black, High Gloss					BB			Gray, Olive		AJ	HF (46)	
Black, Semi Gloss					EK			Gray, Maritime Deck			BJ	
Blue, Aqua					EC			Gray, Oxford		EP		
Blue, Brussels Light		AD (38)			ES		Green, Gray	AB (40)		BK	GA (45)	HD
Blue, Medium					EN		Green, Moss	EM				
Brown, Dark		AC (39)			BZ		GF	HA		Ivory	EU	EG
Brown, Light	EV											
Fawn	AL	GB	Pink, Rose	EH								
Gray, Beige		White	EG									
Gray, Charcoal		Yellow, Pastel										
Gray, Dark												

The double asterisk (**) denotes a painted part. Suffix to be applied following the part number. Number in parenthesis indicates Bell System code



- ① Supplied w/124396
- ② Part of ③162295 Cable Assembly
- ③ 162463 Modification Kit to convert an LXDB1 to an LXDB3 Transmitter Distributor Base (Specification 58945)

FIGURE 1. BASE AND ELECTRICAL COMPONENTS

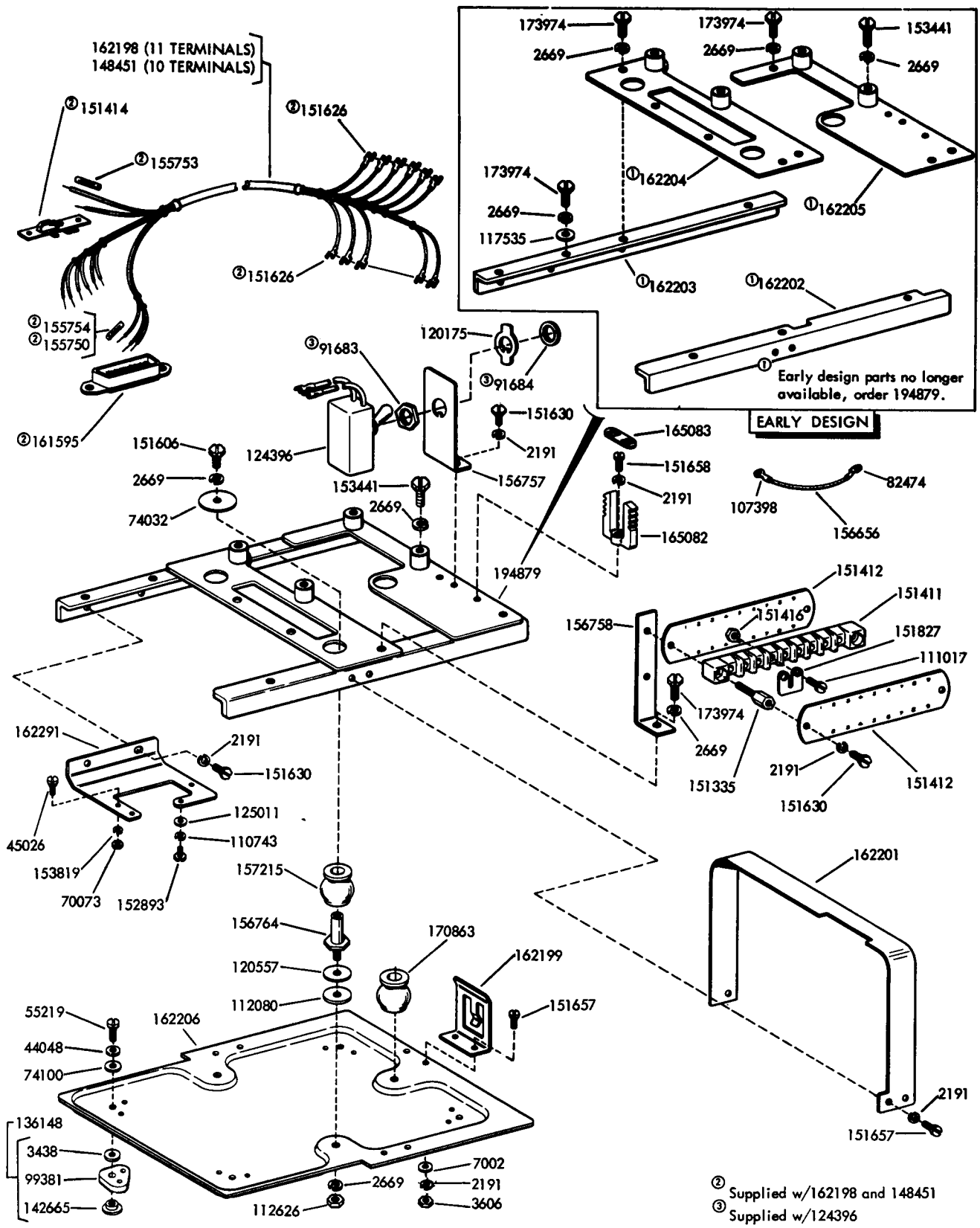
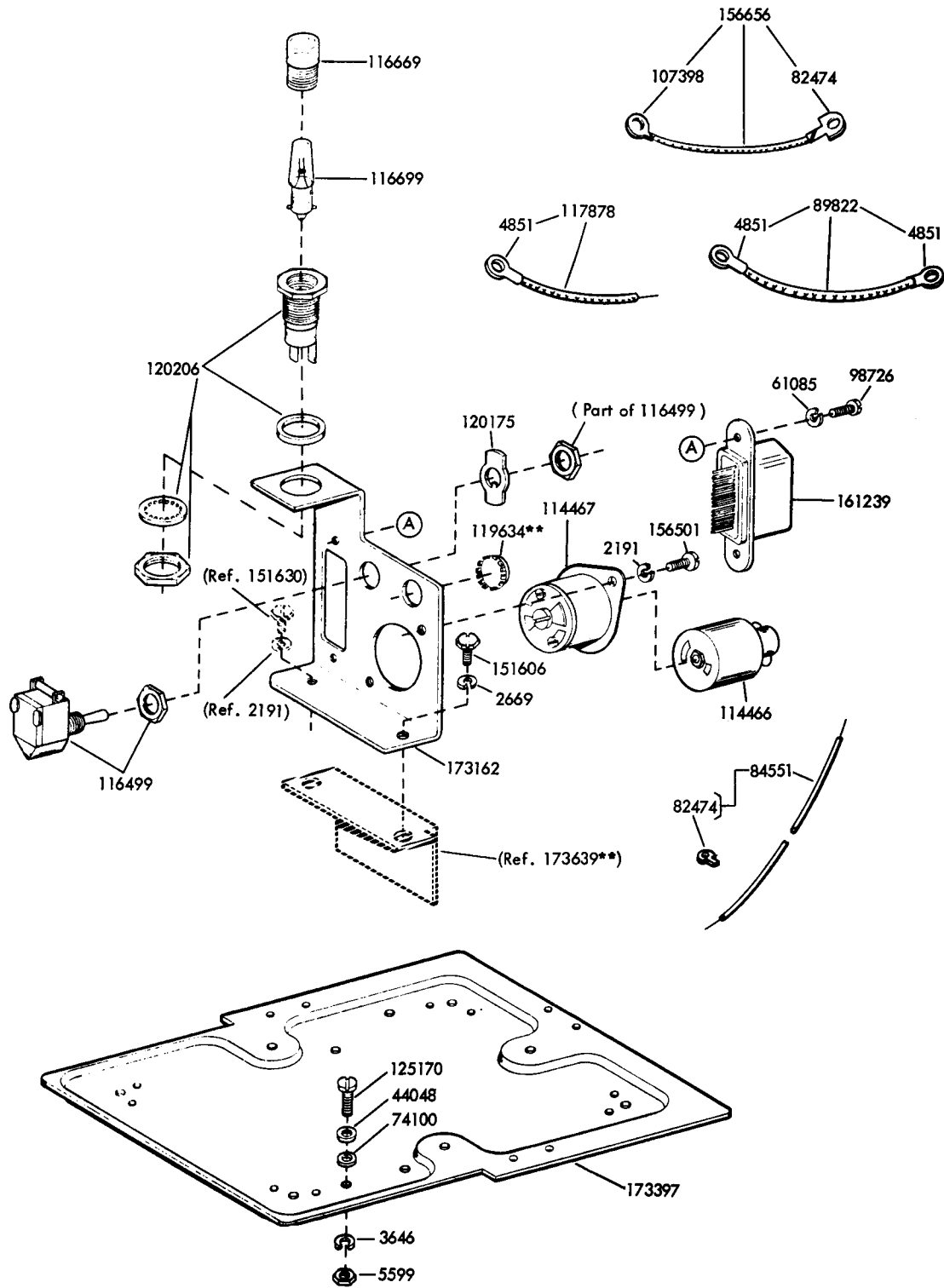


FIGURE 2. MINIATURE BASE AND ELECTRICAL COMPONENTS



**Refer to page 1 for Finish Suffix

FIGURE 3. MINIATURE BASE AND ELECTRICAL COMPONENTS (Continued)

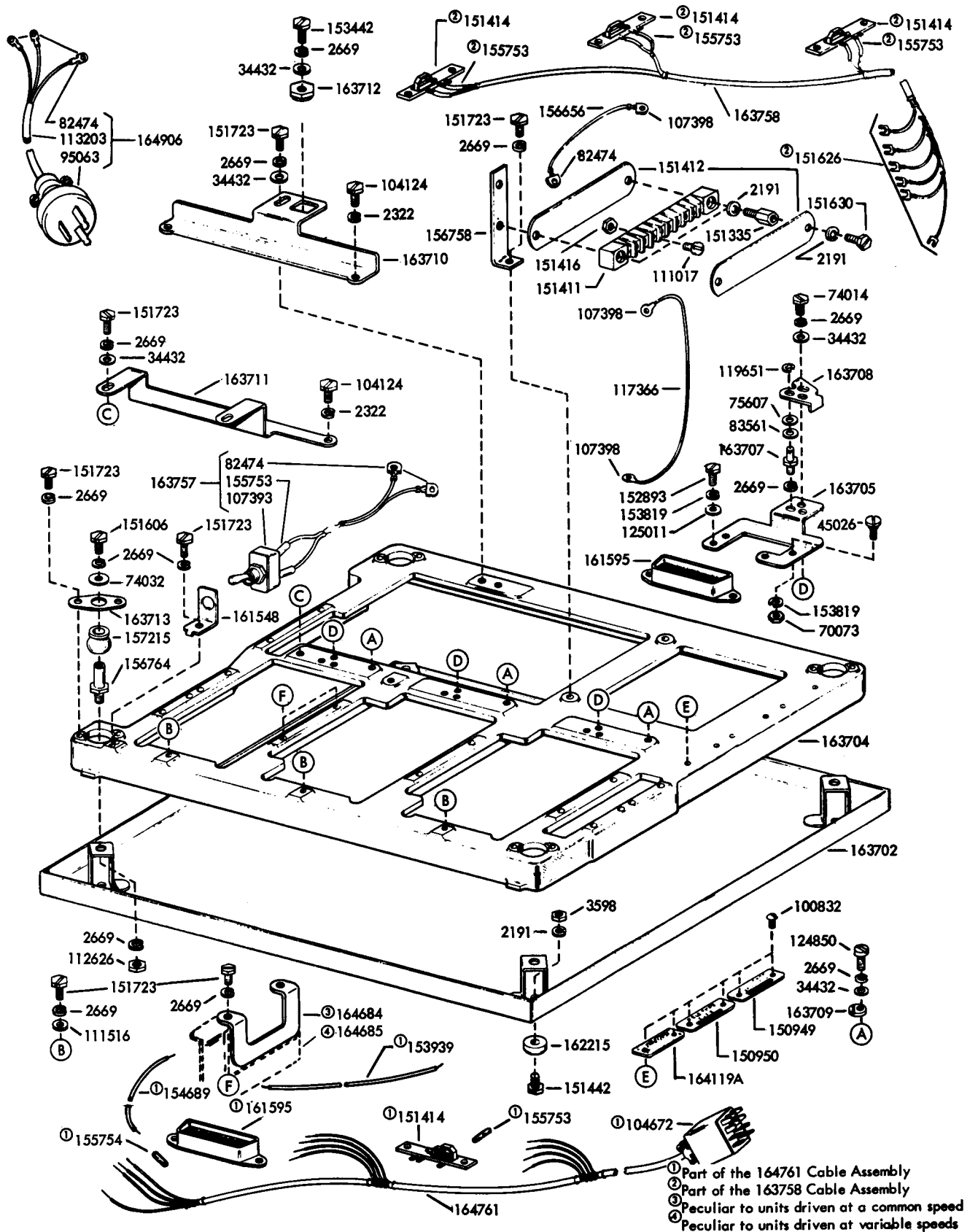
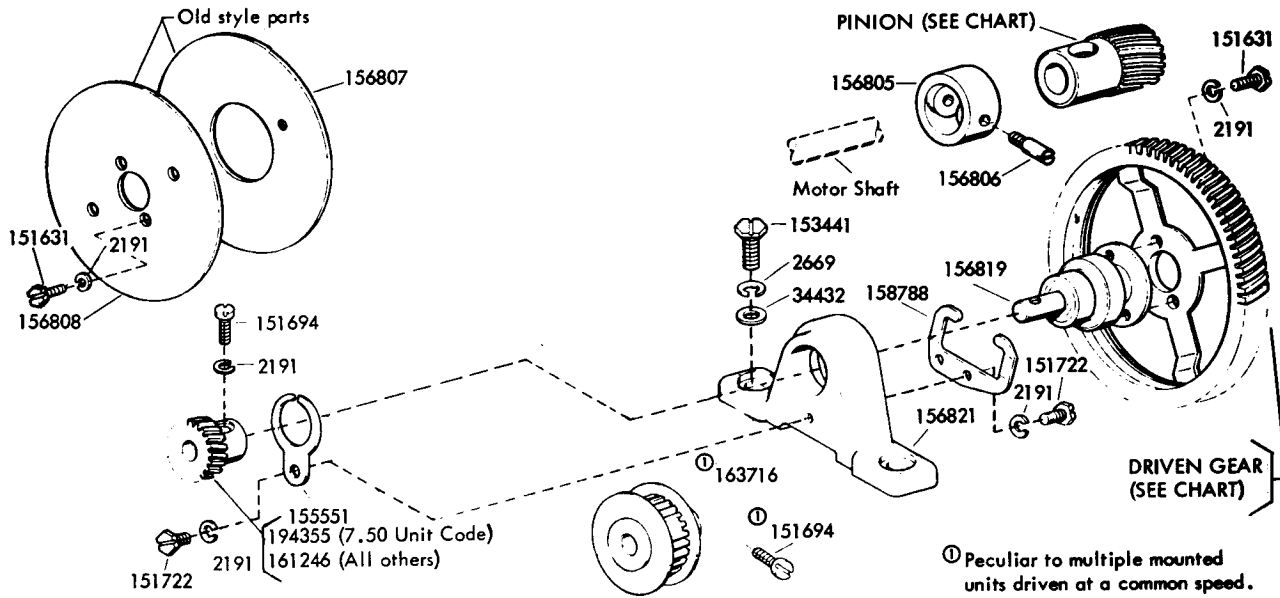


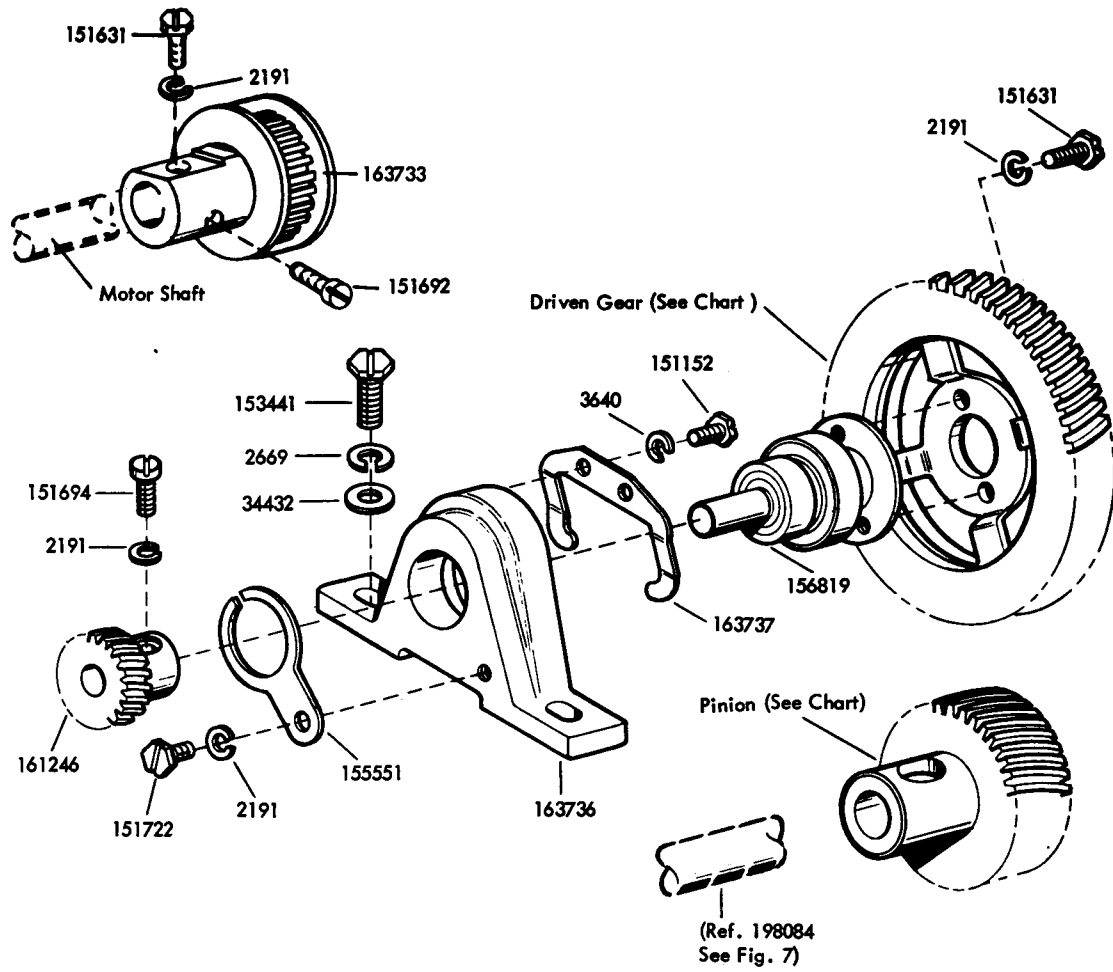
FIGURE 4. MULTIPLE MOUNTING BASE



Gear Chart for Single Mounted Units or Multiple Mounted Units Driven at a Common Speed							
Speed	Set Number	Pinion	Driven Gear	Unit Code	Baud	Single	Multiple
60 WPM	156658	156627 (18T)	156626 (88T)	7.42	45.45	X	X
65 WPM	173598	173600 (26T)	173599 (120T)	7.00	45.5		X
67 WPM	161358	161352 (11T)	161351 (49T)	7.42	50	X	
67 WPM	176152	176154 (22T)	176153 (98T)	7.42	50		X
71 WPM	161359	161354 (15T)	161353 (63T)	7.00	50	X	
75 WPM	156728	156725 (24T)	156726 (94T)	7.42	56.9	X	X
100 WPM	ⓐ 156659	156629 (24T)	156628 (72T)	See Note ⓐ		X	X
120 WPM	173427	173159 (32T)	173160 (80T)	8.5	102.9	X	
107 WPM	173595	173597 (30T)	173596 (84T)	7.00	75		X
100 WPM	194348	194349 (52T)	194350 (104T)	7.50	75	X	
60 WPM	194353	194352 (17T)	194351 (56T)	7.50	45.5	X	
67 WPM	ⓑ 197697	197696 (21T)	197695 (78T)	7.42	50	X	
60 WPM	ⓑ 305534	305528 (26T)	305531 (106T)	7.42	45.5	X	
67 WPM	ⓑ 305535	305529 (28T)	305532 (104T)	7.42	50	X	
100 WPM	ⓑ 305536	305530 (40T)	305533 (100T)	7.42	74.2	X	
66 WPM	193622	192784 (25T)	192785 (112T)	8-8/13	57.69	X	
53 WPM	193665	192786 (20T)	192787 (112T)	8-8/13	46.15	X	
101 WPM	197618	197616 (31T)	197617 (92T)	7.42	75	X	
83.3 WPM		195429 (20T)	195430 (72T)	8.5	78	X	
58.8 WPM	308179	308177 (20T)	308178 (102T)	8.5	50	X	X
58.8 WPM	308182	308180 (24T)	308181 (102T)	8.5	50	X	X
53.7 WPM	308185	308183 (24T)	308184 (112T)	8.5	45.5	X	X
66.9 WPM	308188	308186 (19T)	308187 (71T)	8.5	56.86	X	X

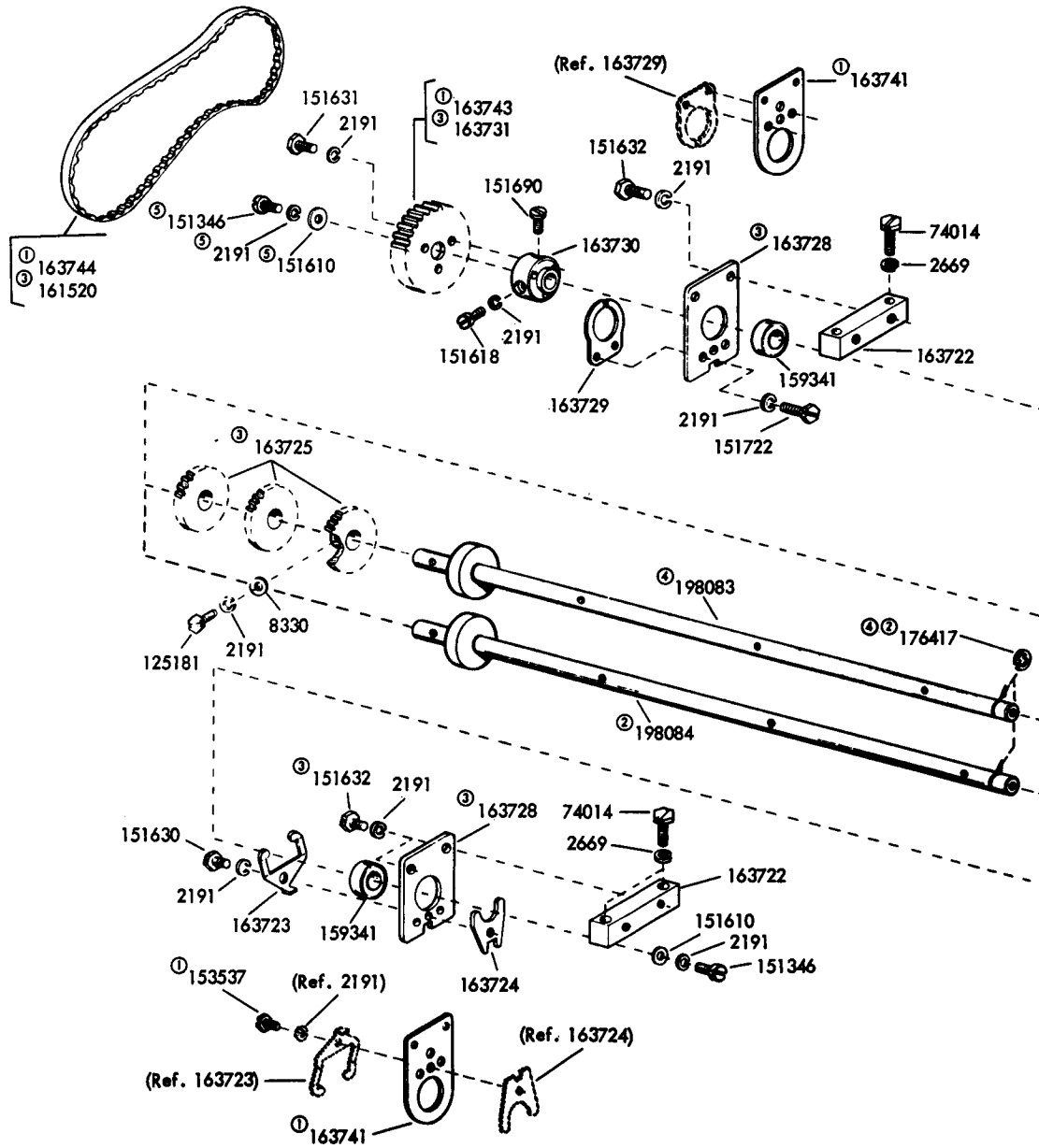
ⓐ Motor speed 3000 RPM (50 cycle operation), all others 3600 RPM (60 cycle operation).
 ⓑ The 156659 Gear Set (100 WPM) is applicable for 7.42 Unit Code-74.2 Baud, 8.5 Unit Code-85 Baud and 11.0 Unit Code, 110 Baud.

FIGURE 5. DRIVE MECHANISM FOR SINGLE MOUNTED UNITS OR MULTIPLE MOUNTED UNITS DRIVEN AT A COMMON SPEED



Gear Chart for Multiple Mounted Units Driven at Independent Speeds					
Speed	Set Number	Pinion	Driven Gear	Unit Code	Baud
60 WPM	173098	173100 (45T)	173099 (110T)	7.42	45.45
67 WPM	174346	174347 (44T)	174348 (98T)	7.42	50
75 WPM	173101	173103 (48T)	173102 (94T)	7.42	56.9
100 WPM	173104	173106 (56T)	173105 (84T)	7.42	74.2

FIGURE 6. DRIVE MECHANISM FOR MULTIPLE MOUNTED UNITS DRIVEN AT INDEPENDENT SPEEDS



- ① Peculiar to units driven at independent speeds
- ② 198090 Modification kit to provide shaft w/bearing for units driven at independent speeds (Specification 502345)
- ③ Peculiar to units driven at a common speed
- ④ 198088 Modification kit to provide shaft w/bearing for units driven at a common speed (Specification 502345)
- ⑤ No longer required

FIGURE 7. SHAFT MECHANISM FOR MULTIPLE MOUNTED UNITS

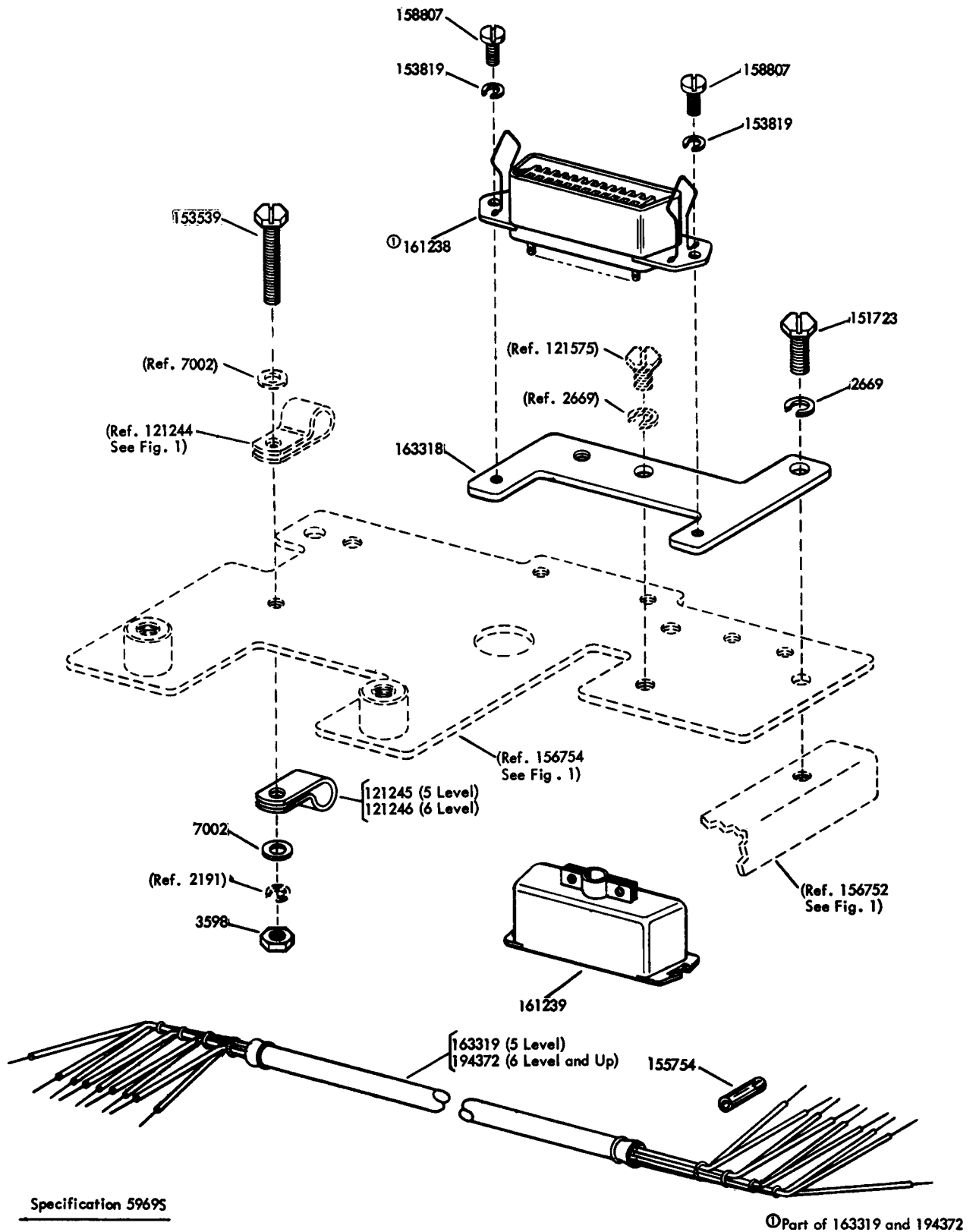


FIGURE 8. 163317 (5 LEVEL) AND 194339 (6 LEVEL AND UP) MODIFICATION KITS TO PROVIDE MULTIPLE WIRE OUTPUT FOR THE TRANSMITTER DISTRIBUTOR BASE (LXDB)

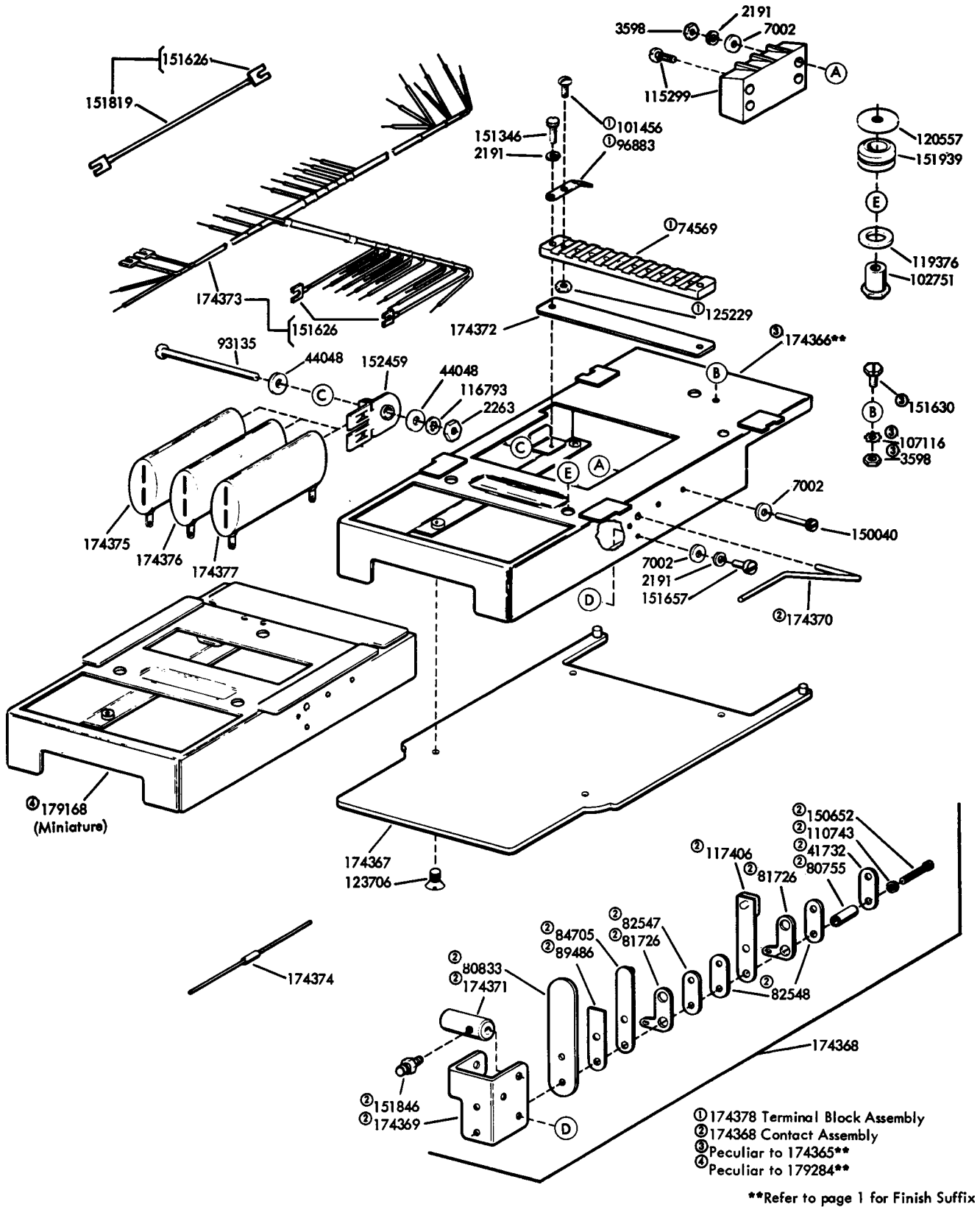


FIGURE 9. 174365** AND 179284** (MINIATURE) MODIFICATION KITS TO ADAPT A TRANSMITTER DISTRIBUTOR BASE AS A REPLACEMENT FOR A MODEL 14 TRANSMITTER DISTRIBUTOR

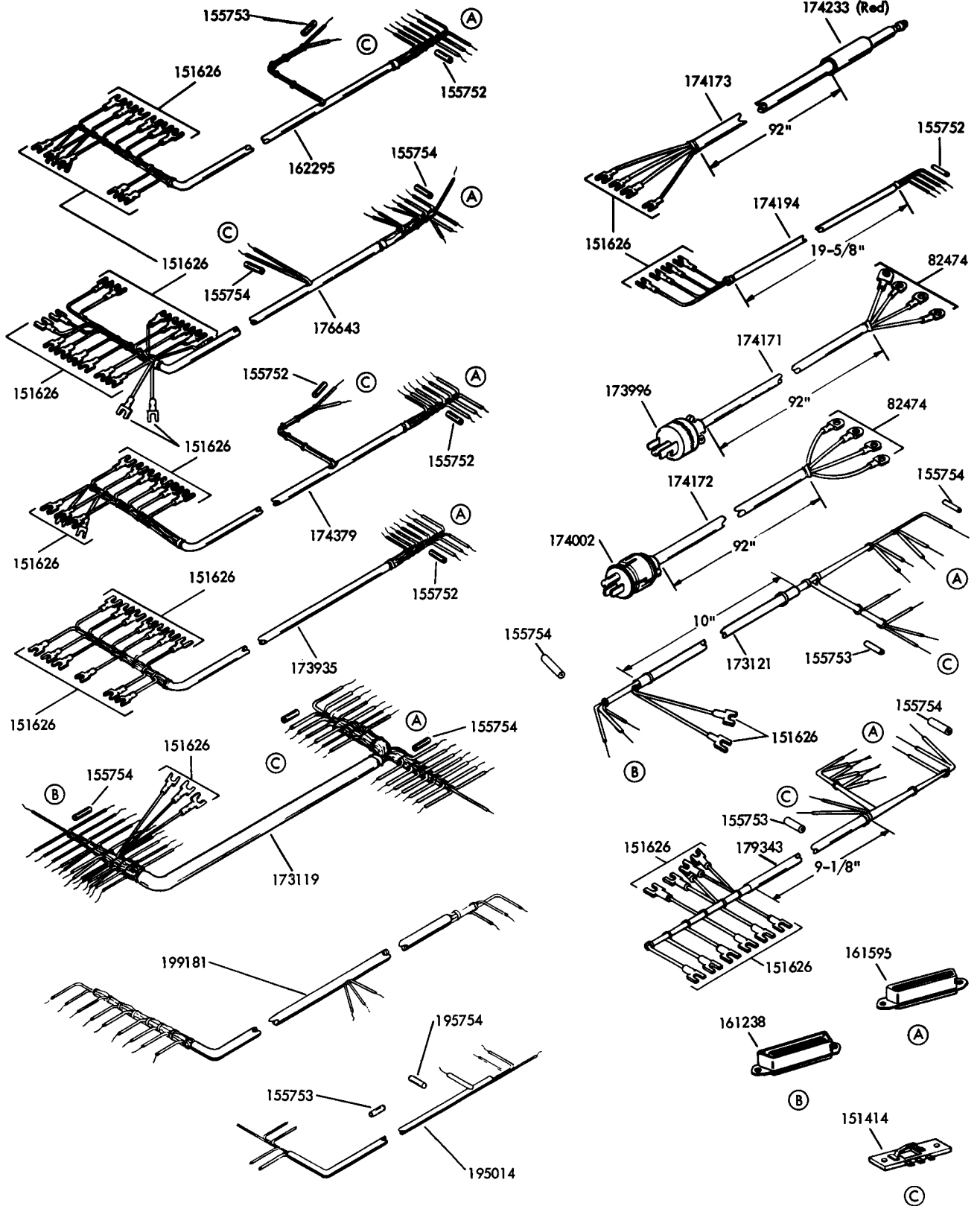


FIGURE 10. CABLE ASSEMBLIES

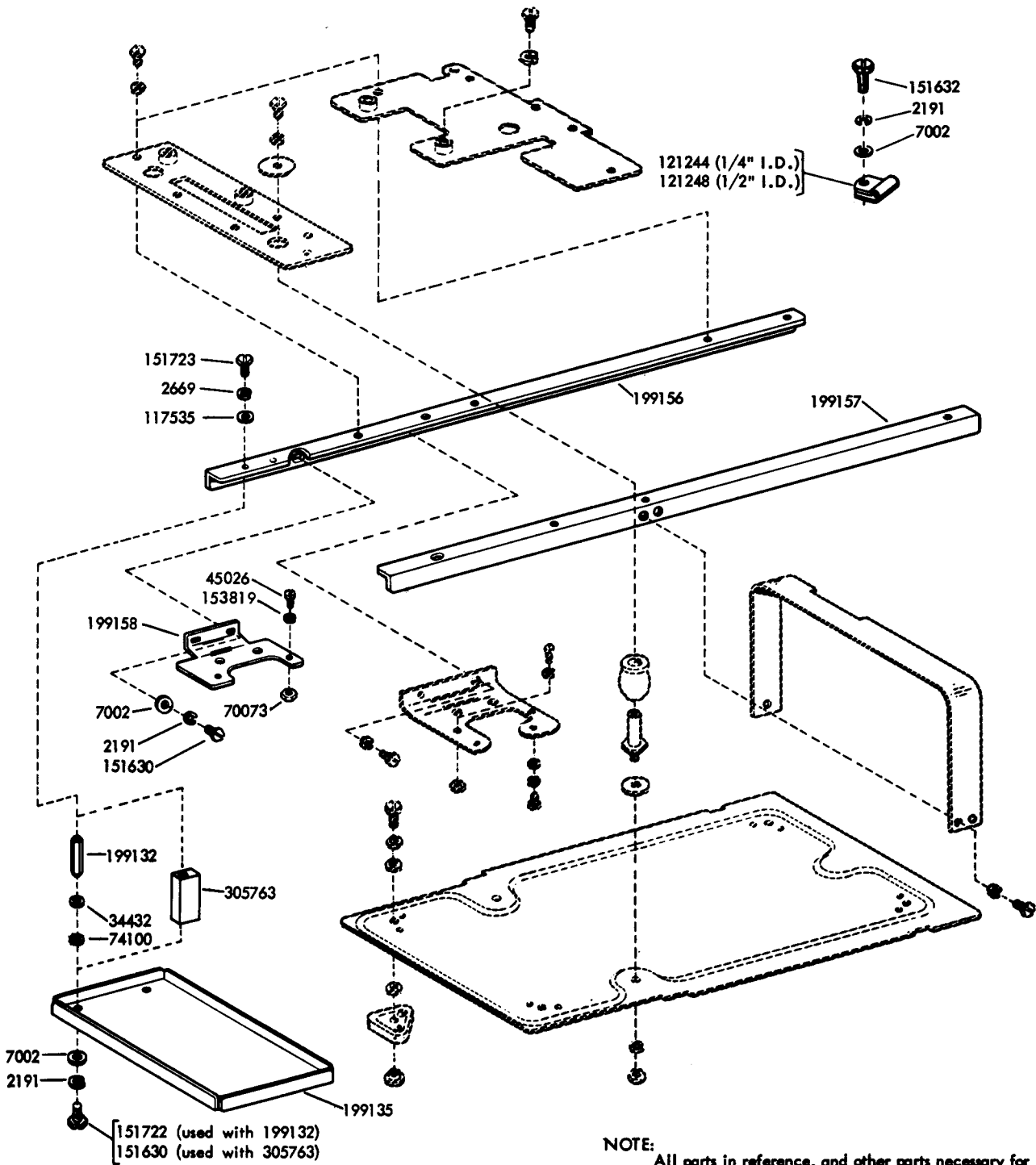


FIGURE 11. PAN, BRACKET AND BARS TO MOUNT MECHANICALLY
COUPLED DUAL TRANSMITTER DISTRIBUTOR

NUMERICAL INDEX


Part Number	Description and Page Number	Part Number	Description and Page Number	Part Number	Description and Page Number
2191	Washer, Lock 2 to 8, 10, 12	117406	Spring, Contact 10	155750	Sleeve, Insulating (3/32 ID x 1/2" Lg) 3
2263	Nut (8-32 Hex) 10	117535	Washer, Flat 2, 3, 12	155752	Sleeve, Insulating (5/64 ID x 1/2" Lg) 11
2322	Washer, Lock 2, 5	117878	Jumper (3" Black) 4	155753	Sleeve, Insulating (1/8 ID x 1/2" Lg) 3, 5, 11
2669	Washer, Lock 2 to 9, 12	119376	Washer, Flat 10	155754	Sleeve, Insulating (1/16 ID x 1/2" Lg) 3, 5, 9, 11
3438	Washer, Flat 2, 3	119634**	Button, Plug 4	156501	Screw (6-40 x 7/32 Fil) 2, 4
3598	Nut (6-40 Hex) 5, 9, 10	119651	Ring, Retaining 5	156626	Gear (88 T) 6
3606	Nut (6-40 Hex) 3	120175	Plate (ON-OFF) 2, 3, 4	156627	Pinion (18 T) 6
3640	Washer, Lock 7	120206	Socket, Lamp 4	156628	Gear (72 T) 6
3646	Washer, Lock 4	120557	Washer, Flat 2, 3, 10	156629	Pinion (24 T) 6
4851	Terminal 4	121244	Clamp, Cable (1/4" ID) 2, 12	156656	Jumper (2-3/4" Black) 2 to 5
5599	Nut (8-32 Hex) 4	121245	Clamp, Cable (5/16" ID) 9	156658	Gear Set (60 WPM) 6
7002	Washer, Flat 2, 3, 9, 10, 12	121246	Clamp, Cable (3/8" ID) 2, 9	156659	Gear Set (100 WPM) 6
8330	Washer, Flat 8	121248	Clamp, Cable (1/2" ID) 12	156725	Pinion (24 T) 6
34432	Washer, Flat 5, 6, 7, 12	123706	Screw (10-32 x 1/4" Flat) 10	156726	Gear (94 T) 6
41732	Plate, Clamp 10	124396	Switch Assembly 2, 3	156728	Gear Set (75 WPM) 6
42827	Screw (3-48 x 1/4 Fil) 2	124850	Screw (10-32 x 15/32 Fil) 5	156751	Plate, Base 2
44048	Washer, Flat 2, 3, 4, 10	125011	Washer, Flat 2, 3, 5	156752	Bar 2
45026	Screw, Shoulder (3-48) 2, 3, 5, 12	125170	Screw (8-32 x 5/16 Fil) 4	156753	Bar 2
55219	Screw (8-32 x 3/8 Fil) 2, 3	125181	Screw (2-56 x 3/8 Fil) 8	156754	Plate w/Spacers 2
61085	Washer, Lock 4	125229	Nut (6-32 Hex) 10	156755	Plate w/Spacers 2
70073	Nut (3-48 Hex) 2, 3, 5, 12	136148	Modification Kit to Replace Old Style Foot 2, 3	156756	Guard 2
74014	Screw (10-32 x 3/4 Hex) 5, 8	142665	Nut (8-32 Spl) 2, 3	156757	Bracket, Switch 2, 3
74032	Washer, Flat 2, 3, 5	148451	Cable Assembly 3	156758	Bracket 2, 3, 5
74100	Washer, Leather 2, 3, 4, 12	150040	Screw (6-40 x 5/8 Fil) 10	156764	Stud 2, 3, 5
74569	Block, Terminal 10	150652	Screw (4-40 x 3/764 Fil) 10	156805	Retainer, Pinion 6
75607	Washer, Flat 5	150949	Plate, Serial 5	156806	Post 6
80755	Bushing, Insulating 10	150950	Plate, Code 5	156807	Disk 6
80833	Guard, Contact Spring 10	151152	Screw (4-40 x 3/16 Hex) 7	156808	Disk 6
81726	Terminal 10	151335	Stud 2, 3, 5	156819	Shaft w/Bearings 6, 7
82474	Terminal 2 to 5, 11	151346	Screw (6-40 x 3/8 Fil) 8, 10	156821	Housing w/Bearings 6
82547	Insulator (.094") 10	151411	Block, Terminal 2, 3, 5	157215	Mount, Vibration 2, 3, 5
82548	Insulator (.062") 10	151412	Insulator (1-9) 2, 3, 5	158788	Clamp, Bearing 6
83561	Washer, Spring 5	151414	Switch, Sensitive 3, 5, 11	158807	Screw (3-48 x 11/64 Fil) 9
84551	Jumper (5-1/4" Black) 2, 4	151416	Nut (6-40 Hex) 2, 3, 5	159341	Bearing, Ball 8
84705	Spring, Contact 10	151442	Screw (6-40 x 1/2 Hex) 5	161238	Connector, Receptacle (36 Pt) 9, 11
89486	Stiffener 10	151606	Screw (10-32 x 1/4 Hex) 2 to 5	161239	Connector, Plug (36 Pt) 2, 4, 9
89822	Jumper (3-11/16" Black) 4	151610	Washer, Flat 8	161246	Pinion (20 T) 6, 7
91683	Nut (15/32-32 Hex) 2, 3, 4	151618	Screw (6-40 x 7/16 Fil) 8	161351	Gear (49 T) 6
91684	Nut (15/32-32 Ring) 2, 3	151626	Terminal 3, 5, 10, 11	161352	Pinion (11 T) 6
93135	Screw (8-32 x 1-3/4 Fil) 10	151630	Screw (6-40 x 1/4 Hex) 2, 3, 5, 8, 10, 12	161353	Gear (63 T) 6
95063	Connector, Plug (3 Pt) 5	151631	Screw (6-40 x 5/16 Hex) 6, 7, 8	161354	Pinion (15 T) 6
96883	Terminal 10	151632	Screw (6-40 x 3/8 Hex) 2, 8, 12	161358	Gear Set (67 WPM) 6
98726	Screw (3-48 x 1/4 Fil) 4	151657	Screw (6-40 x 1/4 Fil) 3, 10	161359	Gear Set (71 WPM) 6
99381	Foot, Rubber 2, 3	151658	Screw (6-40 x 5/16 Fil) 3	161520	Belt, Toothed (64 T) 8
100832	Screw, Drive (#0 x 3/16) 5	151690	Screw (10-32 x 5/16 Fil) 8	161548	Bracket, Switch 5
101456	Screw (6-32 x 9/32 Rd) 10	151692	Screw (6-40 x 3/16 Fil) 7	161595	Connector, Receptacle (36 Pt) 2, 3, 5, 11
102751	Nut (10-32 Hex) 10	151694	Screw (6-40 x 11/32 Fil) 6, 7	162198	Cable Assembly 3
104124	Screw (1/4-32 x 11/32 Hex) 2, 5	151722	Screw (6-40 x 3/16 Hex) 6, 7, 8, 12	162199	Latch 3
104672	Connector, Plug (12 Pt) 5	151723	Screw (10-32 x 3/8 Hex) 2, 5, 9, 12	162201	Guard 3
107116	Washer, Lock 10	151819	Jumper (3" Black) 10	162202	Bar, Right 3
107393	Switch, Toggle (SP-ST) 5	151827	Strap, Terminal 2, 3	162203	Bar, Left 3
107398	Terminal 2 to 5	151846	Post, Spring 10	162204	Plate, Front 3
110743	Washer, Lock 2, 3, 10	151939	Grommet, Rubber 10	162205	Plate, Rear 3
111017	Screw (6-40 x 5/16 Fil) 2, 3, 5	152459	Bracket, Mounting 10	162206	Plate, Base 3
111516	Washer, Flat 5	152893	Screw (4-40 x 1/4 Hex) 2, 3, 5	162215	Hub 5
112080	Washer, Flat 3	153441	Screw (10-32 x 7/16 Hex) 3, 6, 7	162291	Bracket, Connector Mounting 2, 3
112626	Nut (10-32 Hex) 2, 3, 5	153442	Screw (10-32 x 1/2 Hex) 5	162295	Cable Assembly 2, 11
113203	Cord 5	153537	Screw (6-40 x 9/32 Hex) 8	162463	Modification Kit 2
114466	Connector, Receptacle (2 Pt) 2, 4	153539	Screw (6-40 x 11/16 Hex) 9	163317	Modification Kit 9
114467	Connector, Plug (2 Pt) 2, 4	153819	Washer, Lock 2, 3, 5, 9, 12	163318	Plate, Connector 9
114478	Nut (15/32-32 Hex) 2, 4	153939	Jumper (4" Black) 5		
115299	Block, Terminal 10	154689	Jumper (3" Black) 5		
116499	Switch, Toggle 2, 4	155551	Clamp, Bearing 6, 7		
116669	Lens (Red) 4				
116699	Lamp, Neon (1/25 Watt) 4				
116793	Washer, Lock 10				
117366	Jumper (8-1/2" Green) 5				


**Refer to page 1 for Finish Suffix

NUMERICAL INDEX (Continued)

Part Number	Description and Page Number	Part Number	Description and Page Number	Part Number	Description and Page Number
163319	Cable Assembly 9	173427	Gear Set (120 WPM) 6	194350	Gear (104 T) 6
163702	Pan w/Brackets 5	173595	Gear Set (107 WPM) 6	194351	Gear (56 T) 6
163704	Base 5	173596	Gear (84 T) 6	194352	Pinion (17 T) 6
163705	Bracket, Connector 5	173597	Pinion (30 T) 6	194353	Gear Set (60 WPM) 6
163707	Post 5	173598	Gear Set (65 WPM) 6	194355	Pinion (15 T) 6
163708	Clamp 5	173599	Pinion (120 T) 6	194372	Cable Assembly 9
163709	Bushing, Eccentric 5	173600	Pinion (26 T) 6	194879	Plate 3
163710	Plate, Adjusting 5	173935	Cable Assembly 11	194941	Plate, Cover 2
163711	Plate, Mounting 5	173974	Screw (10-32 x 5/16 Hex) 2, 3	195012	Bracket 2
163712	Eccentric 5	173996	Connector, Plug (3 Pt) 11	195013	Plate 2
163713	Plate 5	174002	Connector, Plug (3 Pt) 11	195014	Cable Assembly 11
163716	Pulley, Toothed (14 T) 6	174171	Cable Assembly 11	195429	Pinion (20 T) 6
163722	Bar, Mounting Plate 8	174172	Cable Assembly 11	195430	Gear (72 T) 6
163723	Clamp 8	174173	Cable Assembly 11	197616	Pinion (31 T) 6
163724	Plate 8	174194	Cable w/Terminal 11	197617	Gear (92 T) 6
163725	Gear (40 T) 8	174233	Plug, Red 11	197618	Gear Set (101 WPM) 6
163728	Plate, Bearing Mounting 8	174346	Gear Set (67 WPM) 7	197695	Gear (78 T) 6
163729	Clamp, Bearing 8	174347	Pinion (44 T) 7	197696	Pinion (21 T) 6
163730	Hub 8	174348	Gear (98 T) 7	197697	Gear Set (67 WPM) 6
163731	Pulley, Toothed (28 T) 8	174365**	Modification Kit 10	198083	Shaft w/Bearing 8
163733	Pulley, Toothed (16 T) 7	174366**	Base 10	198084	Shaft w/Bearing 8
163736	Housing, Bearing 7	174367	Plate, Base 10	198088	Modification Kit 8
163737	Clamp, Bearing 7	174368	Contact Assembly 10	198090	Modification Kit 8
163741	Plate, Bearing Mounting 8	174369	Bracket 10	199132	Post 12
163743	Pulley, Toothed (32 T) 8	174370	Arm 10	199135	Pan, Oil 12
163744	Belt, Toothed (85 T) 8	174371	Collar 10	199156	Bar 12
163757	Cable Assembly 5	174372	Strip 10	199157	Bar 12
163758	Cable Assembly 5	174373	Cable w/Terminals 10	199158	Bracket, Connector Mounting 12
164119A	Plate, Identification 5	174374	Diode 10	199181	Cable Assembly 11
164684	Bracket 5	174375	Resistor (150 Ohm) 10	305528	Pinion (26 T) 6
164685	Bracket 5	174376	Resistor (300 Ohm) 10	305529	Pinion (28 T) 6
164761	Cable Assembly 5	174377	Resistor (1000 Ohm) 10	305530	Pinion (40 T) 6
164906	Cable Assembly 5	174378	Block Assembly, Terminal 10	305531	Gear (106 T) 6
165082	Clamp, Cable 3	174379	Cable Assembly 11	305532	Gear (104 T) 6
165083	Keeper, Clamp 3	176152	Gear Set (67 WPM) 6	305533	Gear (100 T) 6
170863	Mount, Vibration 3	176153	Gear (98 T) 6	305534	Gear Set (60 WPM) 6
173098	Gear Set (60 WPM) 7	176154	Pinion (22 T) 6	305535	Gear Set (67 WPM) 6
173099	Gear (110 T) 7	176417	Ring, Retaining 8	305536	Gear Set (100 WPM) 6
173100	Pinion (45 T) 7	176643	Cable Assembly 11	305763	Post 12
173101	Gear Set (75 WPM) 7	179168	Base 10	308177	Pinion (20 T) 6
173102	Gear (94 T) 7	179284**	Modification Kit 10	308178	Gear (102 T) 6
173103	Pinion (48 T) 7	179343	Cable Assembly 11	308179	Gear Set 6
173104	Gear Set (100 WPM) 7	192784	Pinion (25 T) 6	308180	Pinion (24 T) 6
173105	Gear (84 T) 7	192785	Gear (112 T) 6	308181	Gear (102 T) 6
173106	Pinion (56 T) 7	192786	Pinion (20 T) 6	308182	Gear Set 6
173119	Cable Assembly 11	192787	Gear (112 T) 6	308183	Pinion (24 T) 6
173121	Cable Assembly 11	193622	Gear Set (66 WPM) 6	308184	Gear (112 T) 6
173159	Pinion (32 T) 6	193665	Gear Set (53 WPM) 6	308185	Gear Set 6
173160	Gear (80 T) 6	194339	Modification Kit 9	308186	Pinion (19 T) 6
173162	Bracket 4	194348	Gear Set (100 WPM) 6	308187	Gear (71 T) 6
173397	Plate, Base 4	194349	Pinion (52 T) 6	308188	Gear Set 6

**Refer to page 1 for Finish Suffix





28 TRANSMITTER OR TRANSMITTER-DISTRIBUTOR COVER (LXDC) AND 28 TABLE (LT)

PARTS

FIGURE	CONTENTS	PAGE
1	Covers	2
2	173375** Cover Assembly	3
3	Cover for Multiple Mounted Units	4
4	Table	5
	Numerical Index	6

PAINT FINISH COLOR CODE CHART													
(for parts and assemblies requiring a paint finish)													
Color	Finish Suffixes				Color	Finish Suffixes							
	Wrinkle Finish	Smooth Finish	Textured Vinyl	Smooth Vinyl		Wrinkle Finish	Smooth Finish	Textured Vinyl	Smooth Vinyl				
Beige	AA (37)	ET			Gray, Federal	AB (40)	BV	GG	HB (68)				
Beige, Light		EL			HC		Gray, Green			BK	GA (45)		
Beige, Rose		ER					Gray, Light			EJ		HE	
Black		BA (34)					Gray, Covert			EW	GE	HF (46)	
Black, High Gloss		BB					Gray, Olive			AJ	BJ		
Black, Semi Gloss		EK					Gray, Maritime Deck						
Blue, Aqua		EC					Gray, Oxford			AB (40)	EP	GA (45)	HD
Blue, Brussels Light		ES					Green, Gray						
Blue, Medium		AD (38)								Green, Moss	EN		
Brown, Dark										AC (39)			
Brown, Light	AL	BZ	GC	HG	EU								
Fawn				HA	Pink, Rose			EV					
Gray, Beige				GF	Turquoise			EH					
Gray, Charcoal				GB	White			EG					
Gray, Dark					Yellow, Pastel								

The double asterisk (**) denotes a painted part. Suffix to be applied following the part number. Number in parenthesis indicates Bell System code

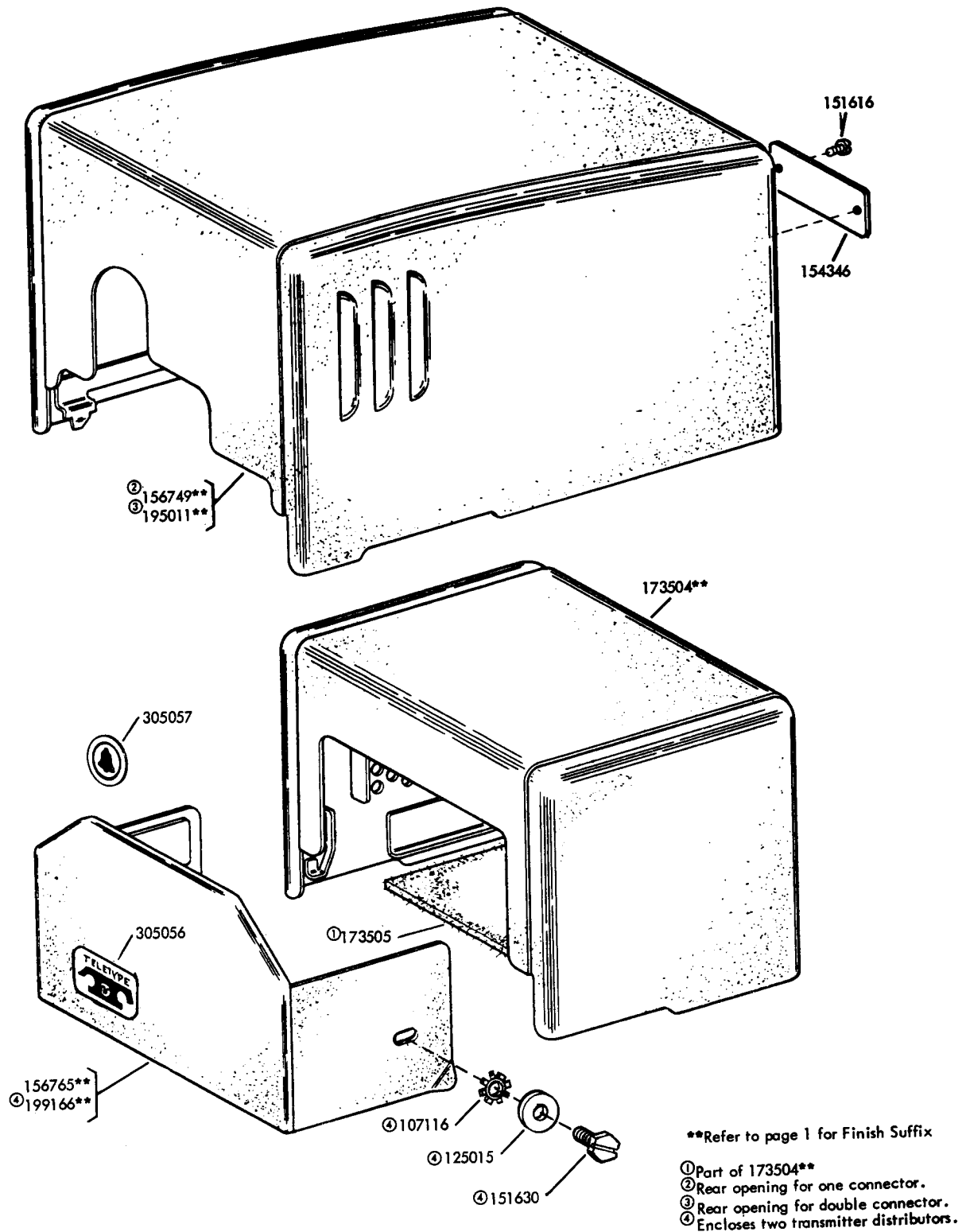
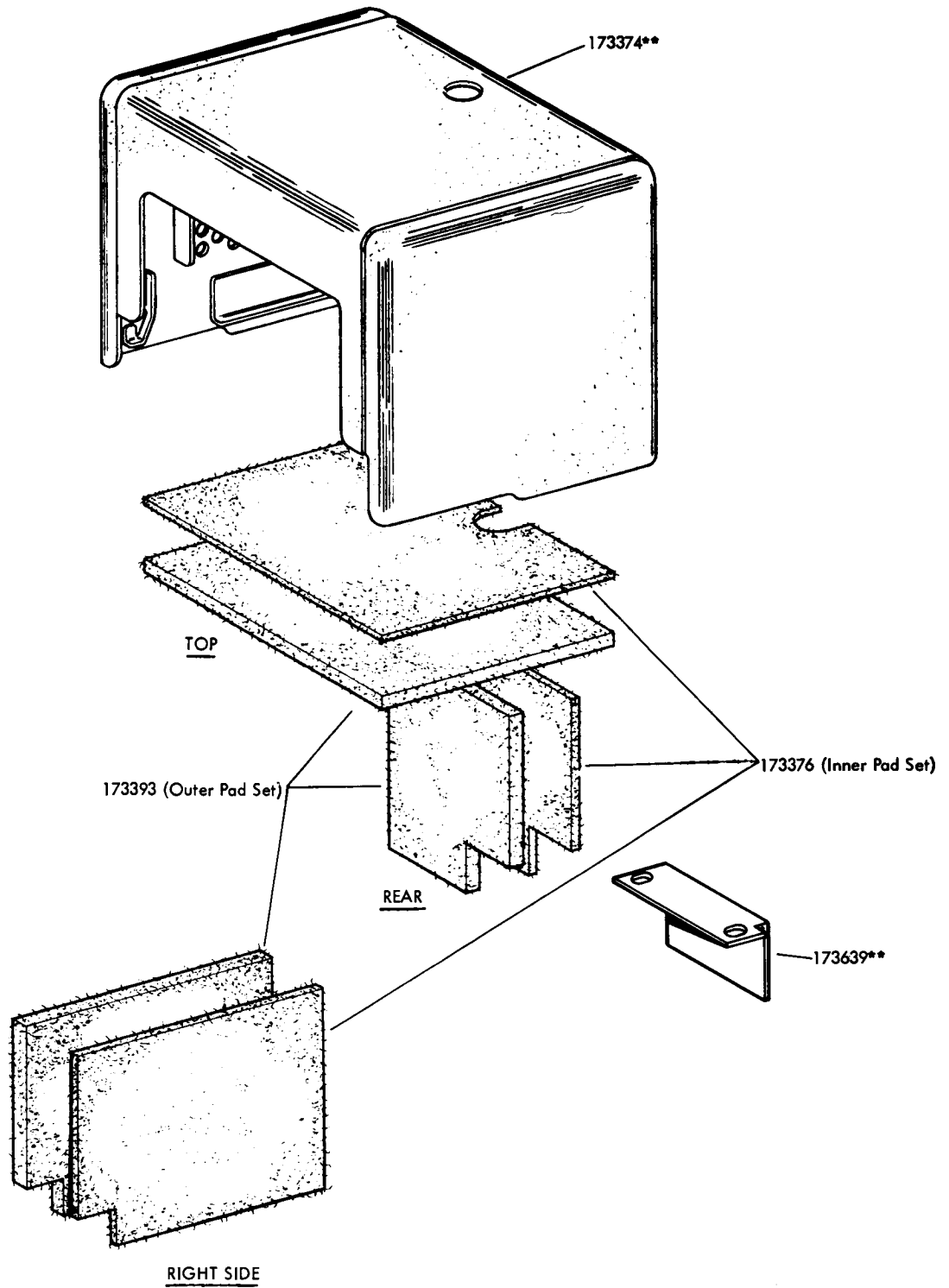
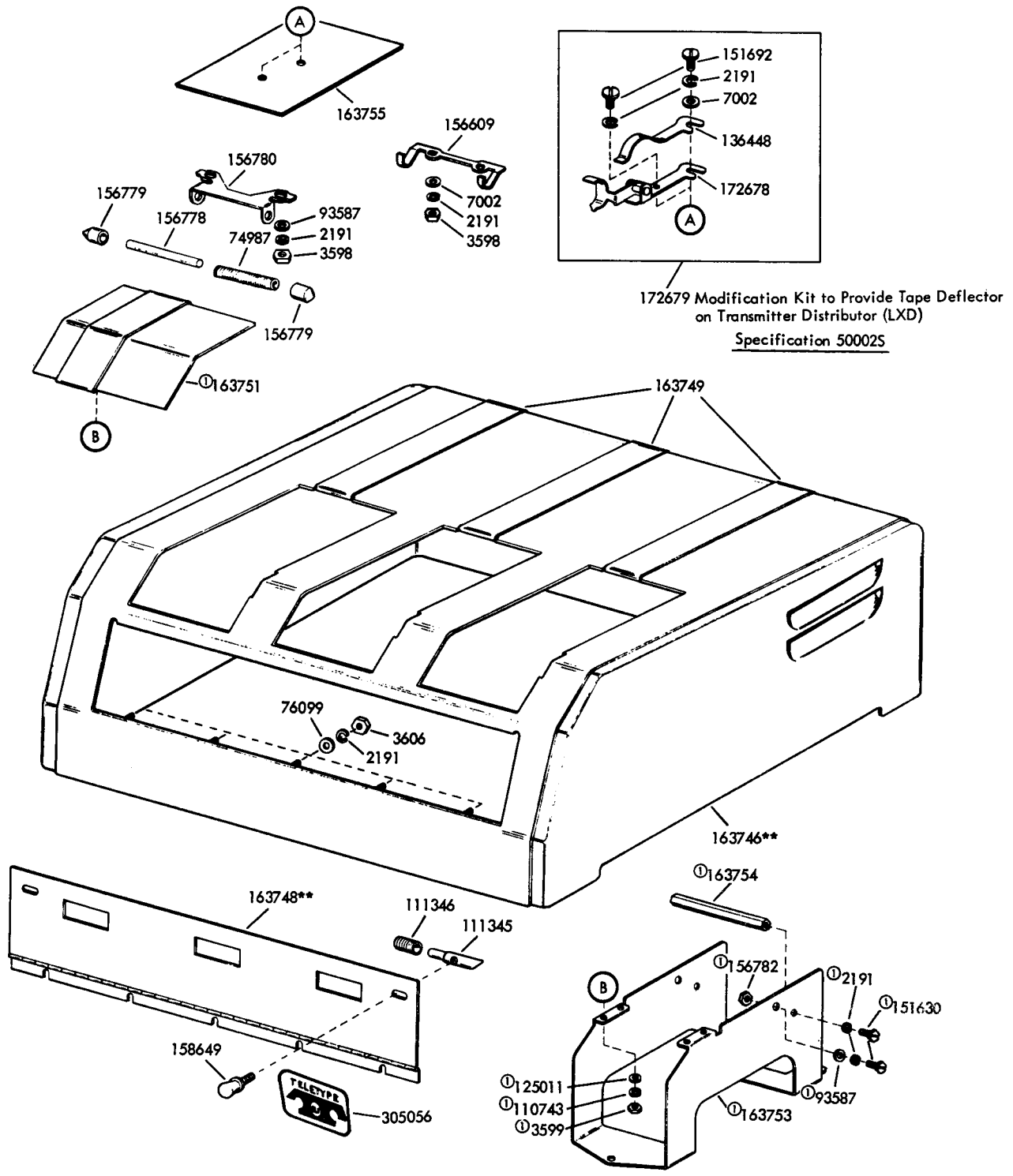


FIGURE 1. COVERS



**Refer to page 1 for Finish Suffix

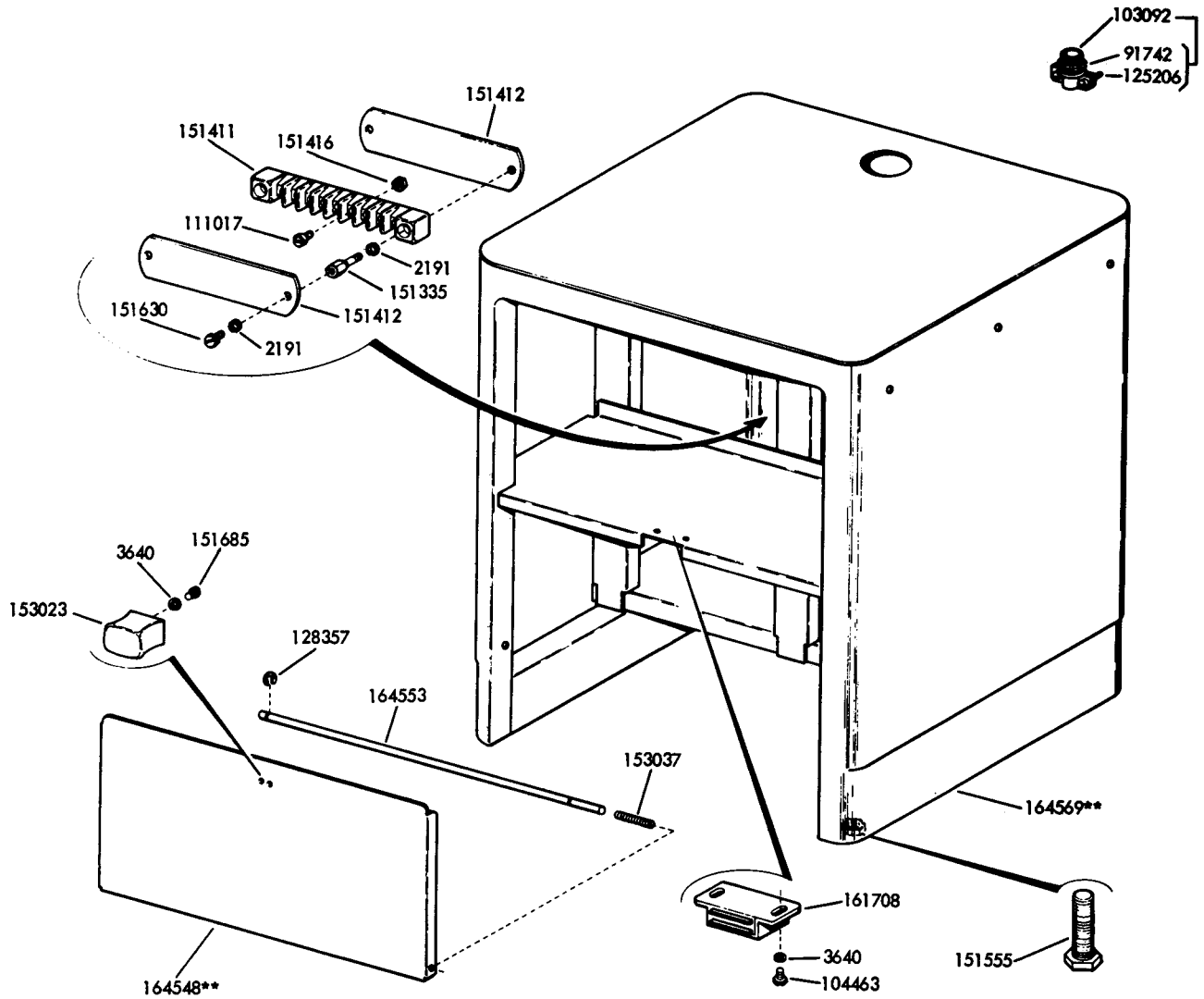
FIGURE 2. 173375** COVER ASSEMBLY



① 163752 Modification Kit to Provide a Dummy Unit for the Multiple Transmitter Distributor Base.
Specification 59815

**Refer to page 1 for Finish Suffix

FIGURE 3. COVER FOR MULTIPLE MOUNTED UNITS




**Refer to page 1 for Finish Suffix


FIGURE 4. TABLE

NUMERICAL INDEX (Continued)

Part Number	Description and Page Number	Part Number	Description and Page Number	Part Number	Description and Page Number
2191	Washer, Lock 4,5	151411	Block Terminal 5	163751	Plate, Dummy 4
3598	Nut (6-40 Hex) 4	151412	Insulator, (1-9) Terminal 5	163752	Modification Kit 4
3599	Nut (4-40 Hex) 4	151416	Nut (6-40 Hex) 5	163753	Bracket, Dummy 4
3606	Nut (6-40 Hex) 4	151555	Foot, Mounting 5	163754	Post 4
3640	Washer, Lock 5	151616	Screw, Self-Tapping (#2) 2	163755	Plate w/Studs 4
7002	Washer, Flat 4	151630	Screw (6-40 x 1/4 Hex) 2,4,5	164548**	Panel 5
74987	Spring, Compression 4	151685	Screw (4-40 x 5/16 Fil) 5	164553	Shaft 5
76099	Washer, Flat 4	151692	Screw (6-40 x 3/16 Fil) 4	164569**	Table 5
91742	Nut, Lock 5	153023	Handle 5	172678	Deflector, Tape 4
93587	Washer, Flat 4	153037	Spring 5	172679	Modification Kit 4
103092	Connector, Cord 5	154346	Plate, Instruction 2	173374**	Cover 3
104463	Screw (4-40 x 1/4 Hex) 5	156609	Plate, Spring 4	173375**	Cover Assembly 3
107116	Washer, Lock 2	156749**	Cover w/Brackets 2	173376	Set of Pads 3
110743	Washer, Lock 4	156765**	Panel, Snap 2	173393	Set of Pads 3
111017	Screw (6-40 x 5/16 Fil) 5	156778	Rod 4	173504**	Cover w/Pad 2
111345	Bolt 4	156779	Plunger 4	173505	Pad, Cover 2
111348	Spring, Compression 4	156780	Bracket, Detent 4	173639**	Plate, Cover 3
125011	Washer, Flat 4	156782	Nut, Special (6-40 Hex) 4	195011**	Cover w/Bracket 2
125015	Washer, Flat 2	158649	Screw, Thumb (4-40) 4	199166**	Panel 2
125206	Screw (6-32 x 5/8 Fil) 5	161708	Latch, Magnetic 5	305056	Plate, Identification 2,4
128357	Ring, Retaining 5	163746**	Cover w/Studs 4	305057	Plate, Identification 2
136448	Spring, Flat 4	163748**	Panel w/Bracket 4		
151335	Stud 5	163749	Strip, Cover 4		

**Refer to Page 1 for Finish Suffix





28 APPARATUS CABINET (LBAC)
(TRANSMITTING AND TRANSMITTING-MONITORING)
PARTS

FIGURE	CONTENTS	PAGE
1	Cabinet Shelves and Tape Bin	2
2	Channel Components	3
3	Rear Doors	4
4	Control Panels	5
5	Control Plate	6
6	Terminal Blocks and Electrical Components	7
7	193941** Modification Kit to Provide Ventilation Fan	8
8	Tape Winder Mounting Racks	9
9	161999** Modification Kit to Provide End Enclosures	10
	Numerical Index	11

PAINT FINISH COLOR CODE CHART (for parts and assemblies requiring a paint finish)									
Color	Finish Suffixes				Color	Finish Suffixes			
	Wrinkle Finish	Smooth Finish	Textured Vinyl	Smooth Vinyl		Wrinkle Finish	Smooth Finish	Textured Vinyl	Smooth Vinyl
Beige		ET			Gray, Federal		BV	GG	
Beige, Light		EL		HC	Gray, Green	AB	BK	GA	
Beige, Rose		ER			Gray, Light		EJ		HB
Black	AA				Gray, Covert				HE
Black, High Gloss		BA			Gray, Olive		EW	GE	HF
Black, Semi Gloss		BB			Gray, Maritime				
Blue, Aqua		EK			Deck	AJ	BJ		
Blue, Brussels Light		EC			Gray, Oxford		EP		
Blue, Medium		ES			Green, Gray	AB	BK	GA	
Brown, Dark	AD				Green, Moss		EN		HD
Brown, Light	AC				Ivory		EM		
Fawn				HG	Pink, Rose		EU		
Gray, Beige			GC		Turquoise		EV		
Gray, Charcoal	AL	BZ	GF	HA	White		EH		
Gray, Dark			GB		Yellow, Pastel		EG		

The double asterisk(**) denotes a painted part. Suffix to be applied following the part number.

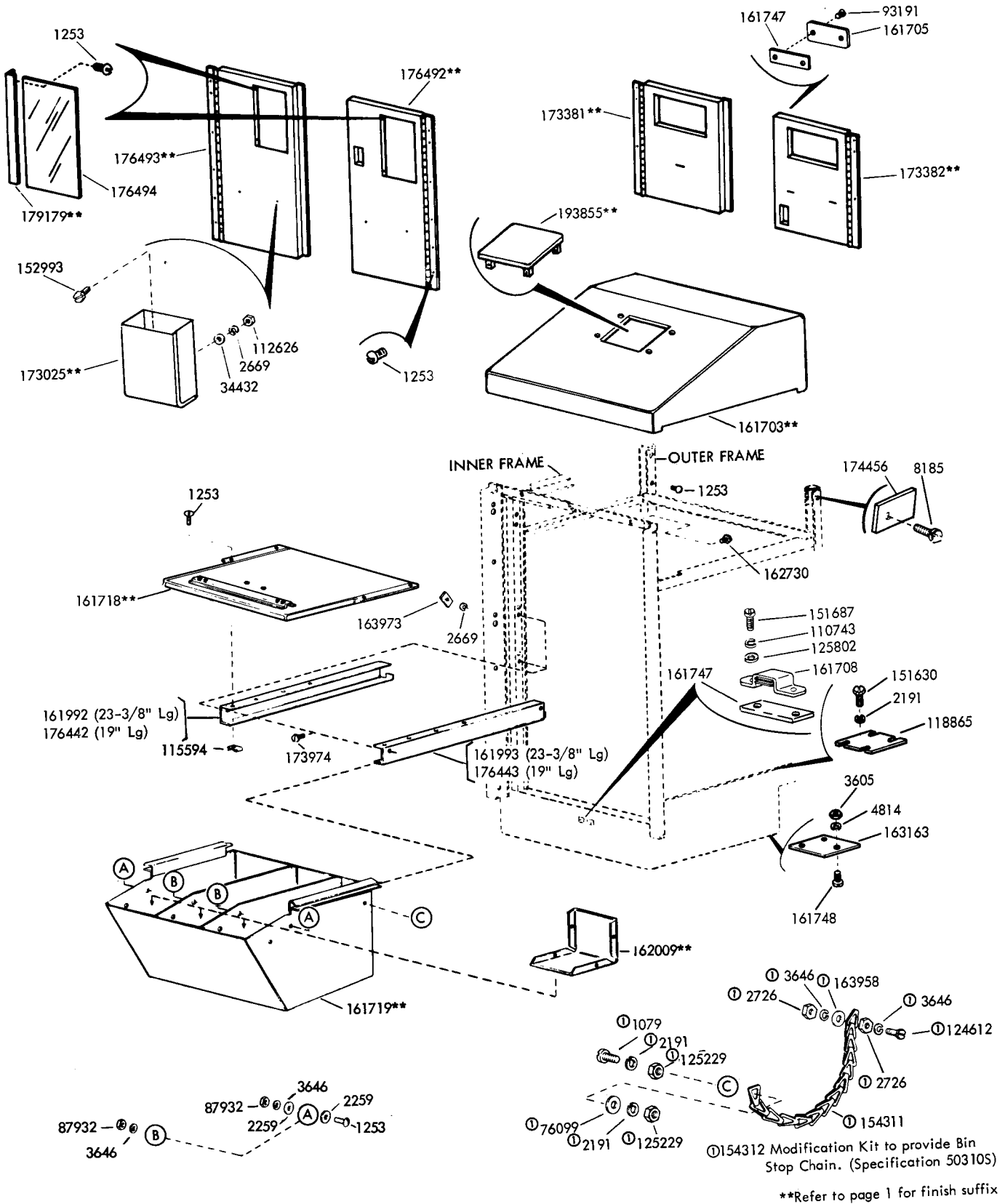


FIGURE 1. CABINET COMPONENTS

**Refer to page 1 for finish suffix

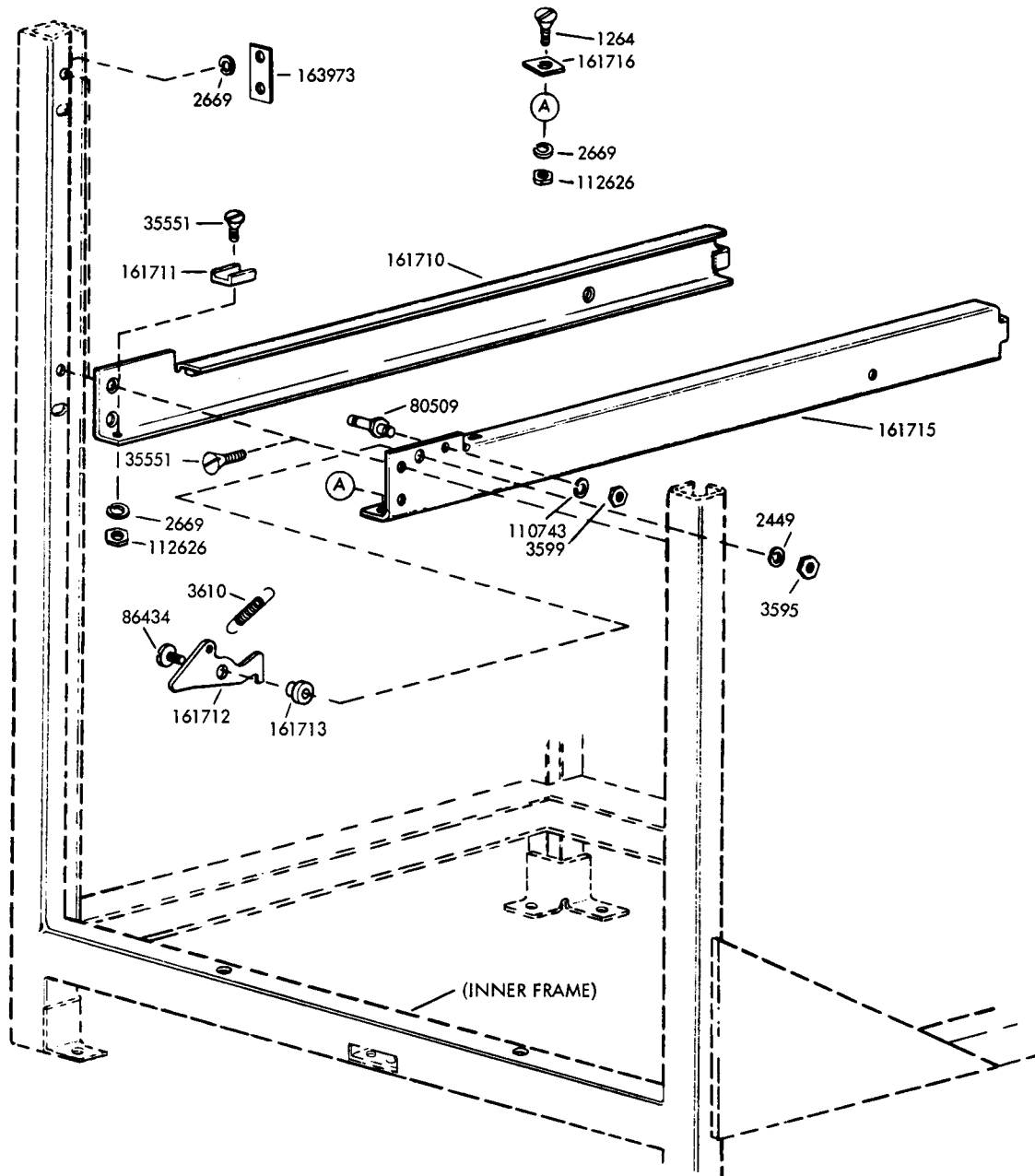
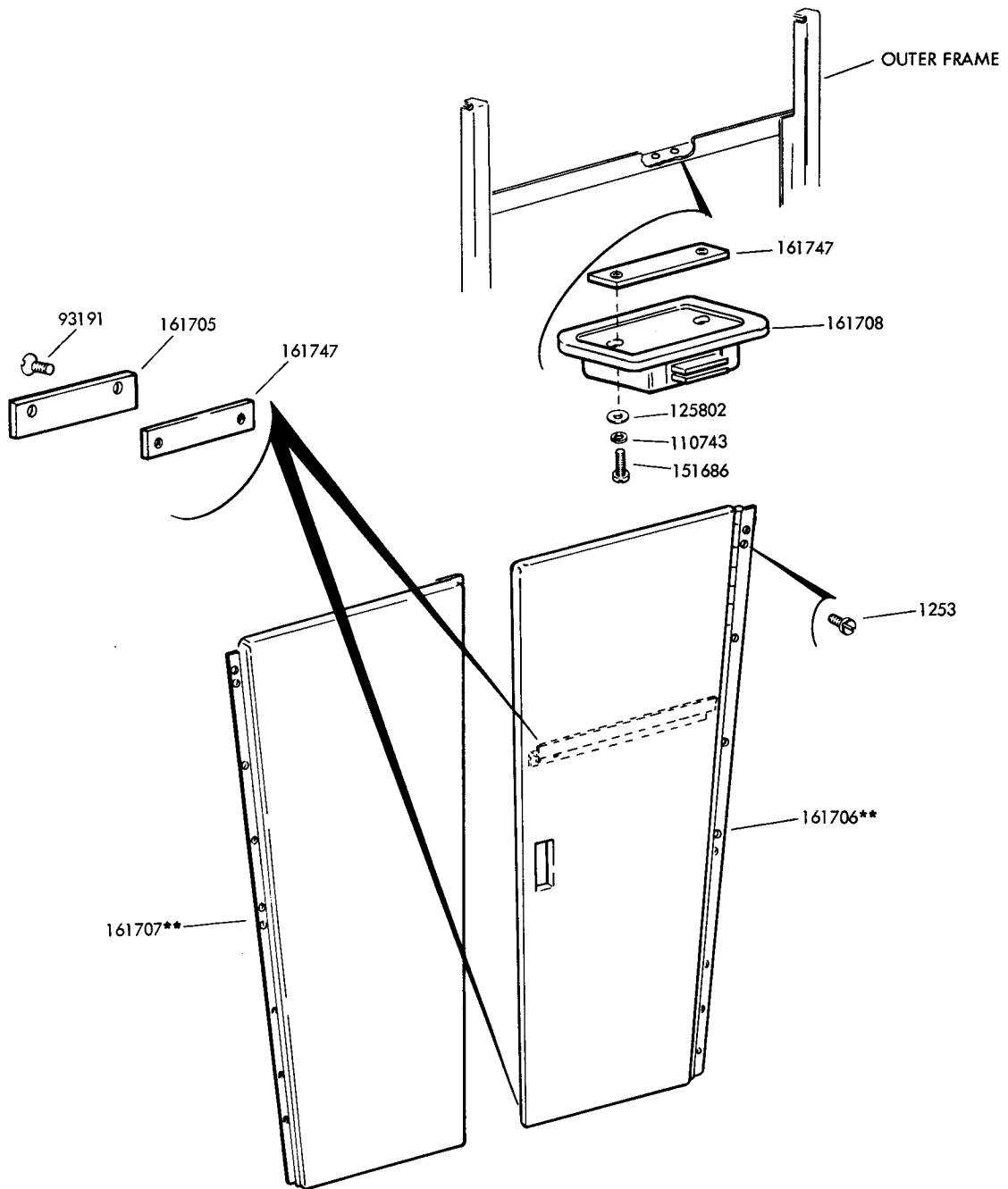


FIGURE 2. CHANNEL COMPONENTS



**Refer to page 1 for finish suffix

FIGURE 3. REAR DOORS

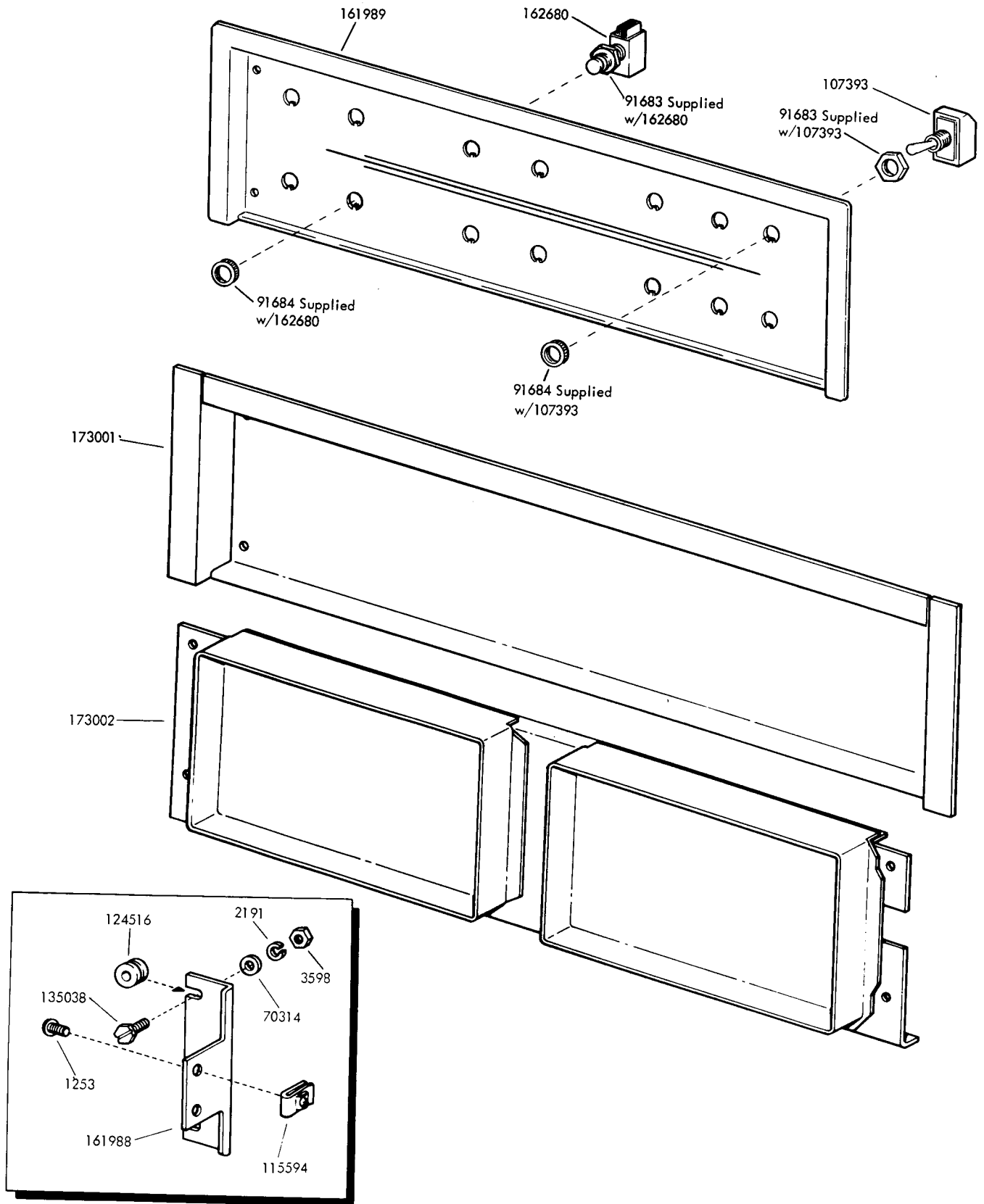


FIGURE 4. CONTROL PANELS

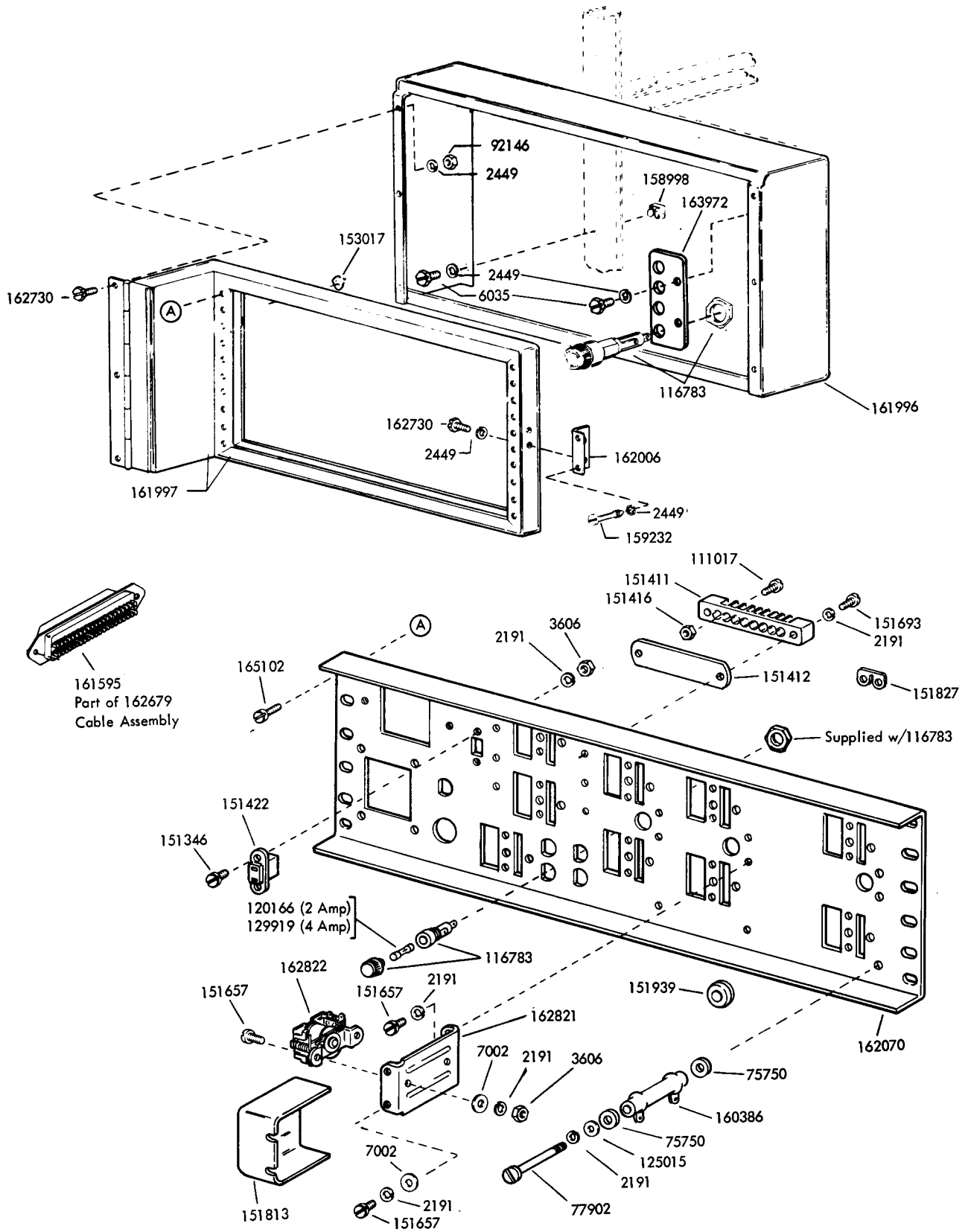


FIGURE 5. CONTROL PLATE

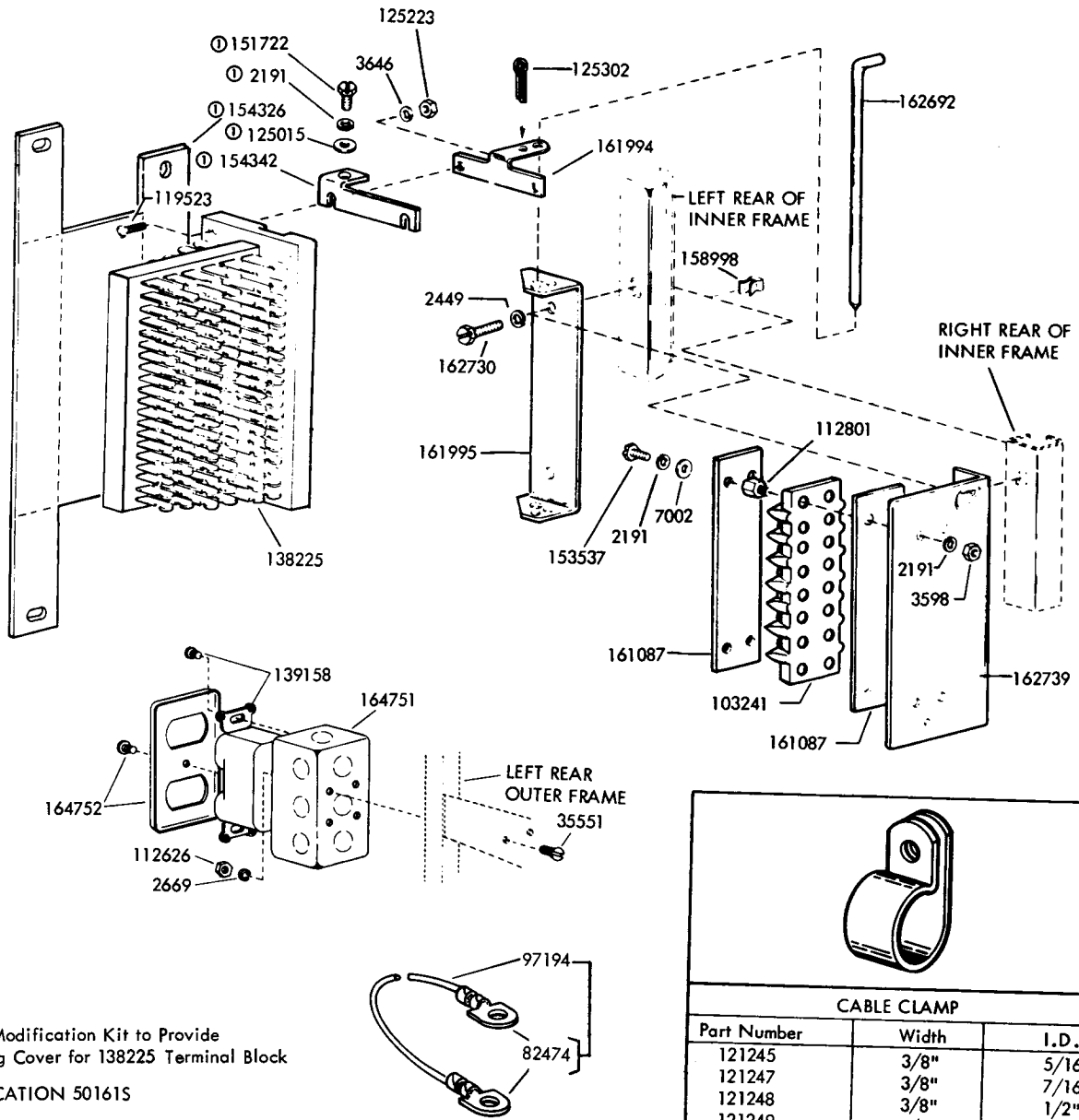
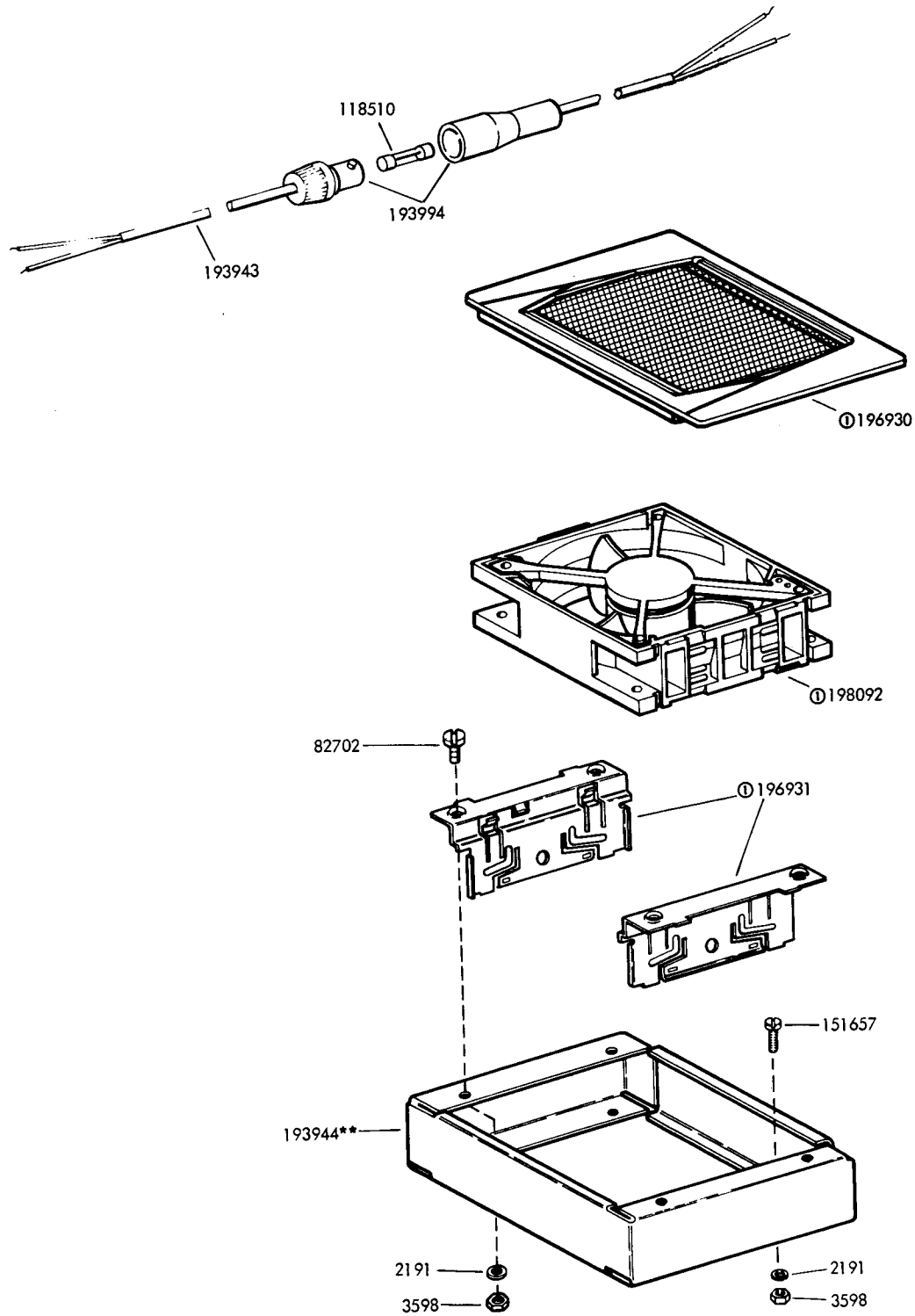


FIGURE 6. TERMINAL BLOCKS AND ELECTRICAL COMPONENTS



**Refer to page 1 for finish suffix

SPECIFICATION 501015

① 193942 Fan Assembly

FIGURE 7. 193941** MODIFICATION KIT TO PROVIDE VENTILATION FAN

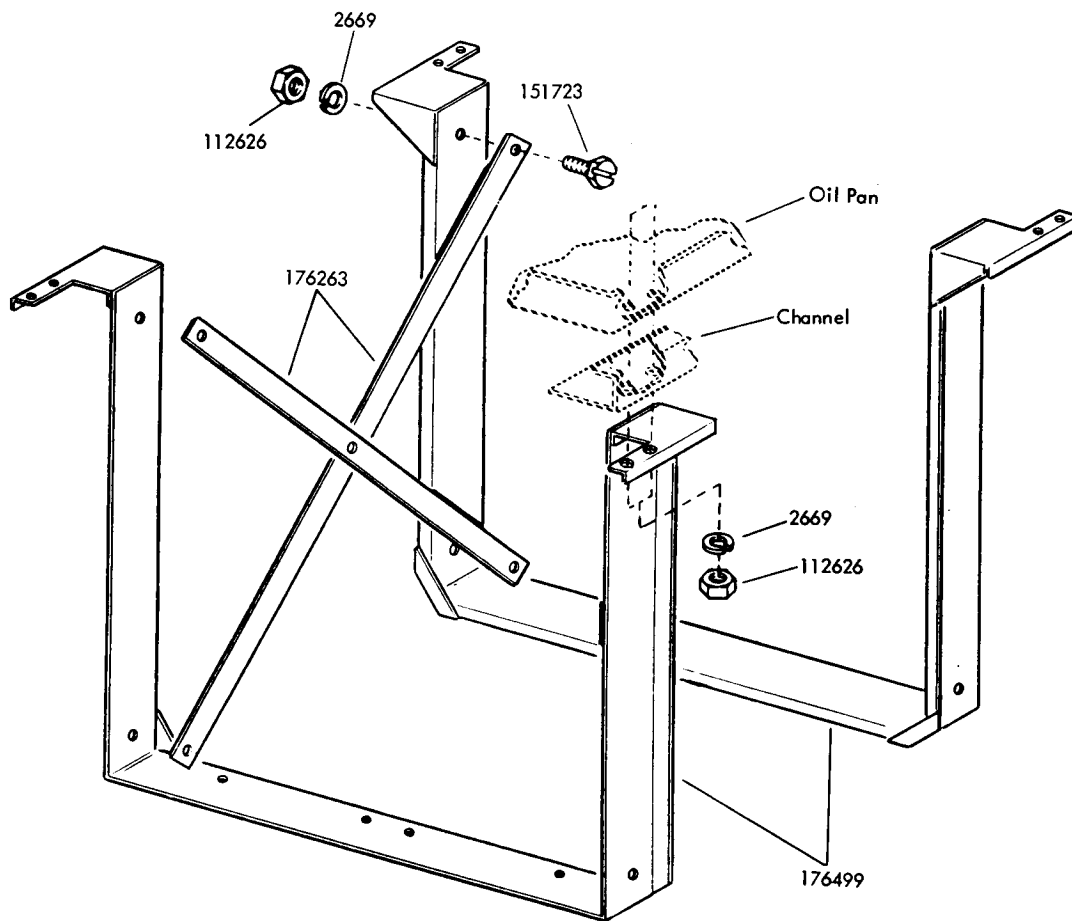
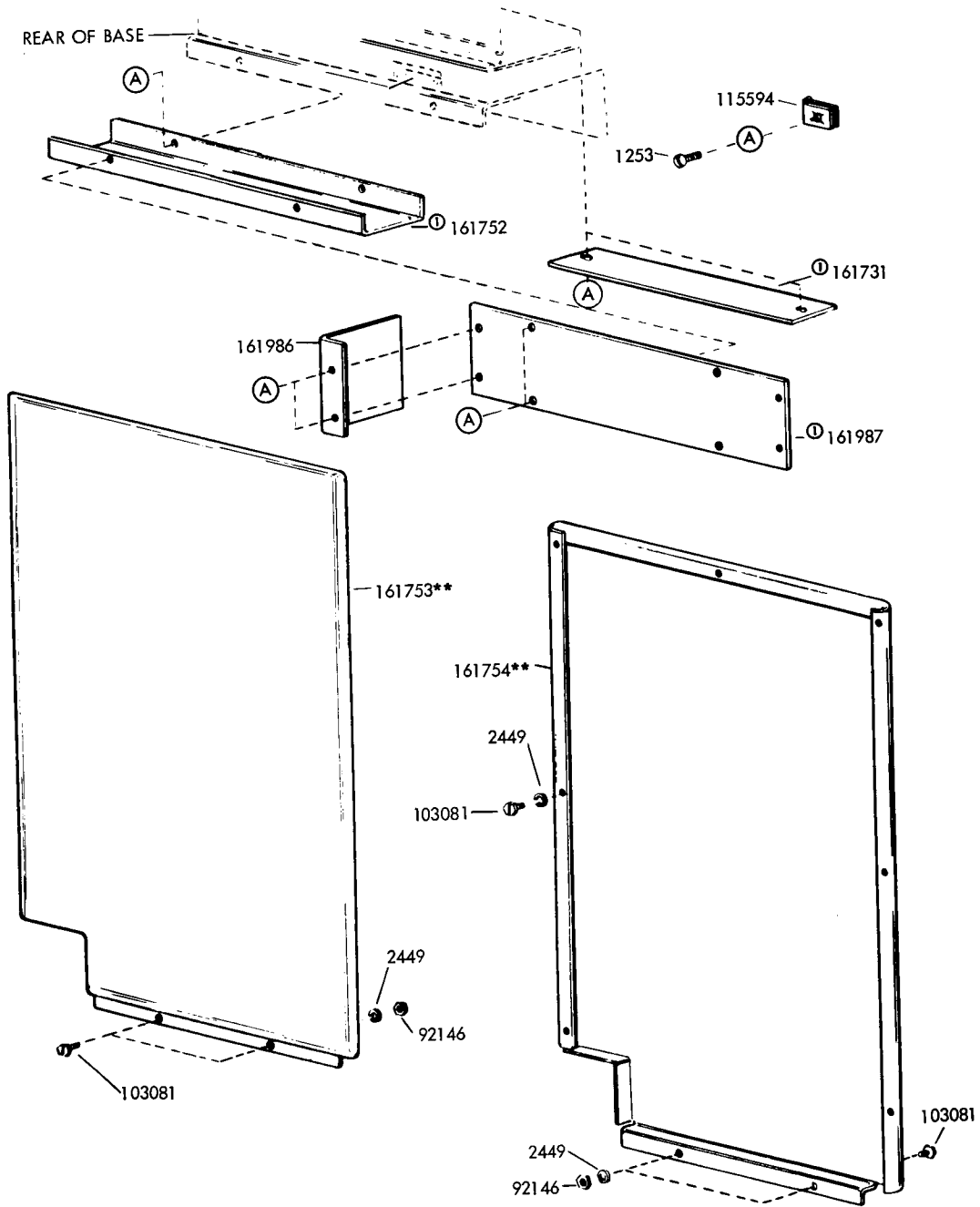


FIGURE 8. TAPE WINDER MOUNTING RACKS



SPECIFICATION 5930S

ⓐ NOT PART OF 161999**

**Refer to page 1 for finish suffix

FIGURE 9. 161999** MODIFICATION KIT TO PROVIDE END ENCLOSURES

NUMERICAL INDEX

Part Number	Description and Page Number	Part Number	Description and Page Number	Part Number	Description and Page Number
1079	Screw, 6-32 x 5/16 Rd 2	125015	Washer, Flat 6, 7	161753**	Panel, Left Side 10
1253	Screw, 8-32 x 3/8 Rd 2, 4, 5, 10	125223	Nut, 8-32 Hex 7	161754**	Panel, Right Side 10
1264	Screw, 10-32 x 1/2 Flat 3	125229	Nut, 6-32 Hex 2	161986	Cover, Duct 10
2191	Washer, Lock 2, 5, 6, 7, 8	125302	Pin, Cotter 7	161987	Plate, Duct 10
2259	Washer, Flat 2	125802	Washer, Flat 2, 4	161988	Bracket, Mounting 5
2449	Washer, Lock 3, 6, 7, 10	129919	Fuse, SL-BL Amp 6	161989	Panel, Control 5
2669	Washer, Lock 2, 3, 7, 9	135038	Screw, 6-40 x 9/16 Hex 5	161992	Channel, Left Mounting 2
2726	Nut, 8-32 Hex 2	138225	Block, 8 Row Terminal 7	161993	Channel, Right Mounting 2
3595	Nut, 1/4-32 Hex 3	139158	Connector, Duplex Receptacle 7	161994	Bracket, Terminal Block 7
3598	Nut, 6-40 Hex 5, 7, 8	151346	Screw, 6-40 x 3/8 Fil 6	161995	Bracket, Terminal Block 7
3599	Nut, 4-40 Hex 3	151411	Block, Terminal 6	161996	Frame, Mounting 6
3605	Nut, 5/16-18 Hex 2	151412	Insulator, Terminal Block 6	161997	Frame, Mounting Rack 6
3606	Nut, 6-40 Hex 6	151416	Nut, 6-40 Hex 6	161999**	Modification Kit 1, 10
3610	Spring 3	151422	Connector, 2 Pt Receptacle 6	162006	Bracket 6
3646	Washer, Lock 2, 7	151630	Screw, 6-40 x 1/4 Hex 2	162009**	Divider, Tape Bin 2
4814	Washer, Lock 2	151657	Screw, 6-40 x 1/4 Fil 6, 8	162070	Plate, Mounting 6
6035	Screw 1/4-20 x 5/8 Hex 6	151686	Screw, 4-40 x 3/8 Fil 4	162679	Cable Assembly 6
7002	Washer, Flat 6, 7	151687	Screw, 4-40 x 7/16 Fil 2	162680	Switch, Pushbutton 5
8185	Screw, 1/4-20 3/4 Fil 2	151693	Screw, 6-40 x 9/16 Fil 6	162692	Pin, Hinge 7
34432	Washer, Flat 2	151722	Screw, 6-40 x 3/16 Hex 7	162730	Screw, 1/4-20 x 7/16 Hex 2, 6, 7
35551	Screw, 10-32 x 3/8 Flat 3, 7	151723	Screw, 10-32 x 3/8 Hex 9	162739	Bracket, Terminal Block 7
70314	Washer, Flat 5	151813	Cover 6	162821	Bracket 6
75750	Washer, Insulating 6	151827	Strap, Terminal 6	162822	Relay 6
76099	Washer, Flat 2	151939	Grommet, Rubber 6	163163	Pad 2
77902	Screw, 6-40 x 2-3/8 Rd 6	152993	Screw, 10-32 Shoulder 2	163958	Washer, Flat 2
80509	Post, Spring 3	153017	Nut, Speed 6	163972	Strip, Fuse Mounting 6
82474	Terminal 7	153537	Screw, 6-40 x 9/32 Hex 7	163973	Plate, Nut 2, 3
82702	Screw, 6-40 x 9/32 Flat 8	154311	Chain, 40 Link Bin Stop 2	164751	Box, Junction 7
86434	Screw, 1/4-32 x 3/4 Fil 3	154312	Modification Kit 2	164752	Plate, Cover 7
87932	Nut, 8-32 Hex 2	154326	Cover, Insulating 7	165102	Screw, 12-24 x 3/8 Rd 6
91683	Nut, 15/32-32 Hex 5	154342	Bracket, Insulating Cover 7	173001	Panel, Blank Control 5
91684	Nut, 15/32-32 Ring 5	154343	Modification Kit 7	173002	Panel 5
92146	Nut, 1/4-20 Hex 6, 10	158998	Retainer, Speed Nut 6, 7	173025**	Bin, Tape 2
93191	Screw, 4-40 x 5/16 Flat 2, 4	159232	Screw, 1/4-20 Captive 6	173381**	Door, Left 2
97194	Jumper, 8" Black 7	160386	Resistor, 1000 Ohm 6	173382**	Door, Right 2
103081	Screw, 1/4-20 x 1/2 Fil 10	161087	Insulator, Terminal Block 7	173974	Screw, 10-32 x 5/16 Hex 2
103241	Block, Terminal 7	161595	Connector, 36 Pt Receptacle 6	174456	Plate, Nut 2
107393	Switch, SP-ST Toggle 5	161703**	Cover, Top 2	176263	Strip 9
110743	Washer, Lock 2, 3, 4	161705	Strike, Fastener 2, 4	176442	Channel, Left Mounting 2
110017	Screw, 6-40 x 5/16 Fil 6	161706**	Door, Right Rear 4	176443	Channel, Right Mounting 2
112626	Nut, 10-32 Hex 2, 3, 7, 9	161707**	Door, Left Rear 4	176492**	Door, Right 2
112801	Stud 7	161708	Latch, Magnetic 2, 4	176493**	Door, Left 2
115594	Nut, Speed 2, 5, 10	161710	Channel, Left 3	176494	Window, Plastic 2
116783	Holder, Fuse 6	161711	Block, Guide 3	176499	Bracket, Mounting 9
118510	Fuse, 1/4 Amp 8	161712	Latch, Lever 3	179179**	Bracket 2
118865	Cover 2	161713	Bushing, Shoulder 3	193855**	Cover w/Clips 2
119523	Screw, 8-32 x 3/4 Rd 7	161715	Channel, Right 3	193941**	Modification Kit 1, 8
120166	Fuse, 2 Amp 6	161716	Block, Support 3	193942	Fan Assembly 8
121245	Clamp, 5/16 ID Cable 7	161718**	Shelf 2	193943	Cable Assembly 8
121247	Clamp, 7/16 ID Cable 7	161719**	Bin, Tape 2	193944**	Extension, Fan Mounting 8
121248	Clamp, 1/2 ID Cable 7	161731	Plate, Cover 10	193994	Holder Assembly, Fuse 8
121249	Clamp, 5/8 ID Cable 7	161747	Plate, Nut 2, 4	196930	Grille 8
121251	Clamp, 1 ID Cable 7	161748	Screw, 5/16-18 x 5/8 Flat 2	196931	Clip 8
124516	Grommet, Rubber 6	161752	Channel, Duct 10	198092	Fan 8
124612	Screw, 8-32 x 1/2 Hex 2				

**Refer to page 1 for finish suffix

