


NOV 2 1968

symbol of leadership



in printing telegraphy

BULLETIN 1155B

PARTS

CABINETS

(UNIVERSAL TYPE)

TELETYPE[®]

CORPORATION

SUBSIDIARY OF *Western Electric Company* INC.

CHICAGO, ILLINOIS, U. S. A.



LIST OF EFFECTIVE PAGES

APRIL, 1959

(Supersedes April, 1958 Issue)

PAGE NUMBERS	CHANGE IN EFFECT
III	CHANGE 2
V	CHANGE 2
VI	CHANGE 1
VII TO XIV	ORIGINAL
XV TO XVII	CHANGE 1
XVIII	CHANGE 2
1	CHANGE 1
2 TO 3	ORIGINAL
4	CHANGE 1
5	CHANGE 2
6 TO 31	CHANGE 1
32	CHANGE 2
33	CHANGE 1
34	CHANGE 2
35 TO 37	CHANGE 1
38 TO 39	CHANGE 2
40 TO 41	CHANGE 1
42 TO 44	CHANGE 2
44A TO 44C	CHANGE 2
45 TO 46	CHANGE 1
47 TO 52	CHANGE 2

The above list indicates the effective pages as of the date of issue. Upon receipt of change pages, insert them numerically and discard any superseded pages.



TABLE OF CONTENTS

	PAGE
INTRODUCTORY	VI
PHOTOGRAPHS	
AC208** Cabinet (Transmitting only)	VII
AC231** Cabinet (Receiving only)	VIII
AC232** Cabinet (Receiving only)	IX
AC234** Cabinet (Receiving only)	X
AC235** Cabinet (Special Transmitter Cabinet) Bell Code 114A**	XI
AC245** Cabinet (Receiving only)	XII
AC246** Cabinet (Numbering only)	XIII
AC255** Cabinet (Receiving only)	XIV
AC256** Cabinet (Receiving only)	XV
AC258** Cabinet (Receiving only)	XVI
AC266** Cabinet (Receiving only) Bell Code 28A**	XVII
AC272** Cabinet (Receiving only)	XVIII
LIST OF ILLUSTRATIONS	
Cabinet Shell, Base and Adaptor Brackets	1, 38
Doors	2, 3, 4, 32, 40
Sliding Door Mechanism	5
Door Locking Mechanisms	6
Windows	7, 40
Name Plates	7
Panels	8, 9
Sliding Trays	10, 39
Sliding Tray Mechanism	11
Sliding Tray Locking Mechanism	12
Mounting Plates	13, 14, 15, 33
Channels and Mounting Brackets	16
Relay Frame	17
Control Panel	18, 34
Electrical Components	19, 21, 43
Electrical Service Box	20
Duct Plates	22, 23
Receptacles and Mounting Plates	24, 25, 35, 36, 41
Duct Separators	26
Flourescent Lamp	27
Tape Guides and Storage Equipment	28, 29, 30, 31
Tape Containers	30, 37
Tape Winder Bracket and Component Parts	42
Electrical Components	44A
Switches and Mounting Plates	44B
Doors, Panel and Tape Chute	44C
Modification Kit	45
Notes of Explanation	46
Numerical Index	47, 48, 49, 50, 51, 52

BELL SYSTEM ONLY

When ordering parts from this bulletin, prefix each number with the letters TP.

INTRODUCTION

The universal type cabinets catalogued on Pages VII through XIV of this bulletin are 72 inches high, 27 inches wide and 24 inches deep. Others are approximately 77 inches high, 33 inches wide and 24 inches deep. The base is $4\frac{1}{2}$ inches high and for toe clearance is slightly smaller than the cabinet dimensions.

Toward the front of the book, photographs are used to indicate the physical characteristics of the cabinets and to indicate the pages whereon detailed information relative to the variable features may be found.

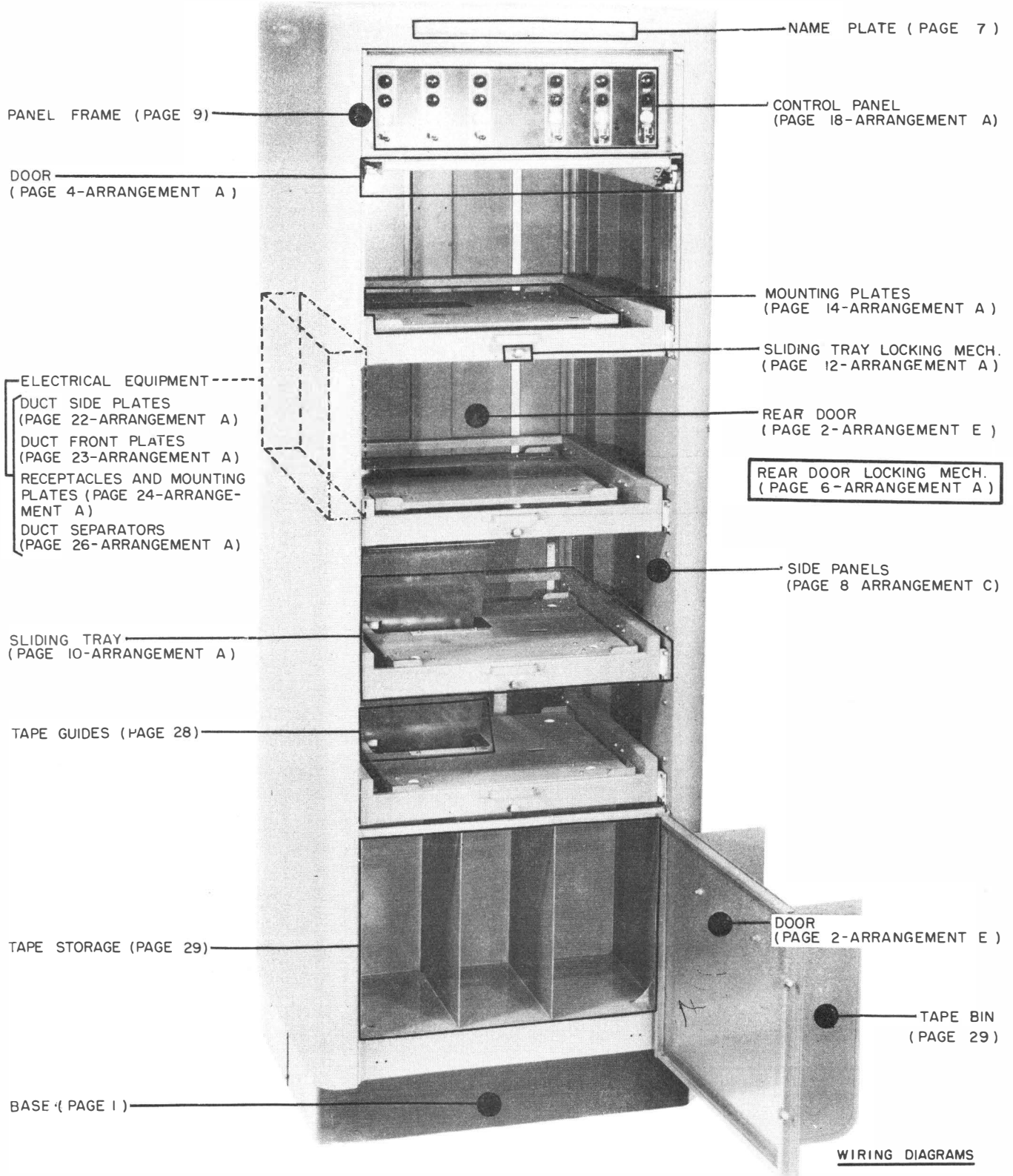
Since a number of cabinets may include like features, the photographs refer to alphabetical arrangements which appear on charts associated with cabinet members on following pages.

Numerical reference notes co-ordinated with the tabular columns of the arrangement charts indicate the pages which supply detailed information.

The first pages of the bulletin (including the photograph pages) are identified by Roman numerals to permit the addition of new photographs without disturbing the page sequence.

The cabinets are finished in wrinkle paint on the outside and a matching smooth paint on the inside. On painted parts only, a double asterisk (**), representing a two-letter suffix which designates a specific paint finish, will be found following a code or part number. The following finishes are now available.


Wrinkle	Smooth
AA - Black	BA - Black high gloss
AB - Gray-green	BK - Gray-green enamel
AC - Light-brown	BL - Brown enamel
AD - Dark-brown	(smooth enamel to match AC and AD wrinkle)



WIRING DIAGRAMS

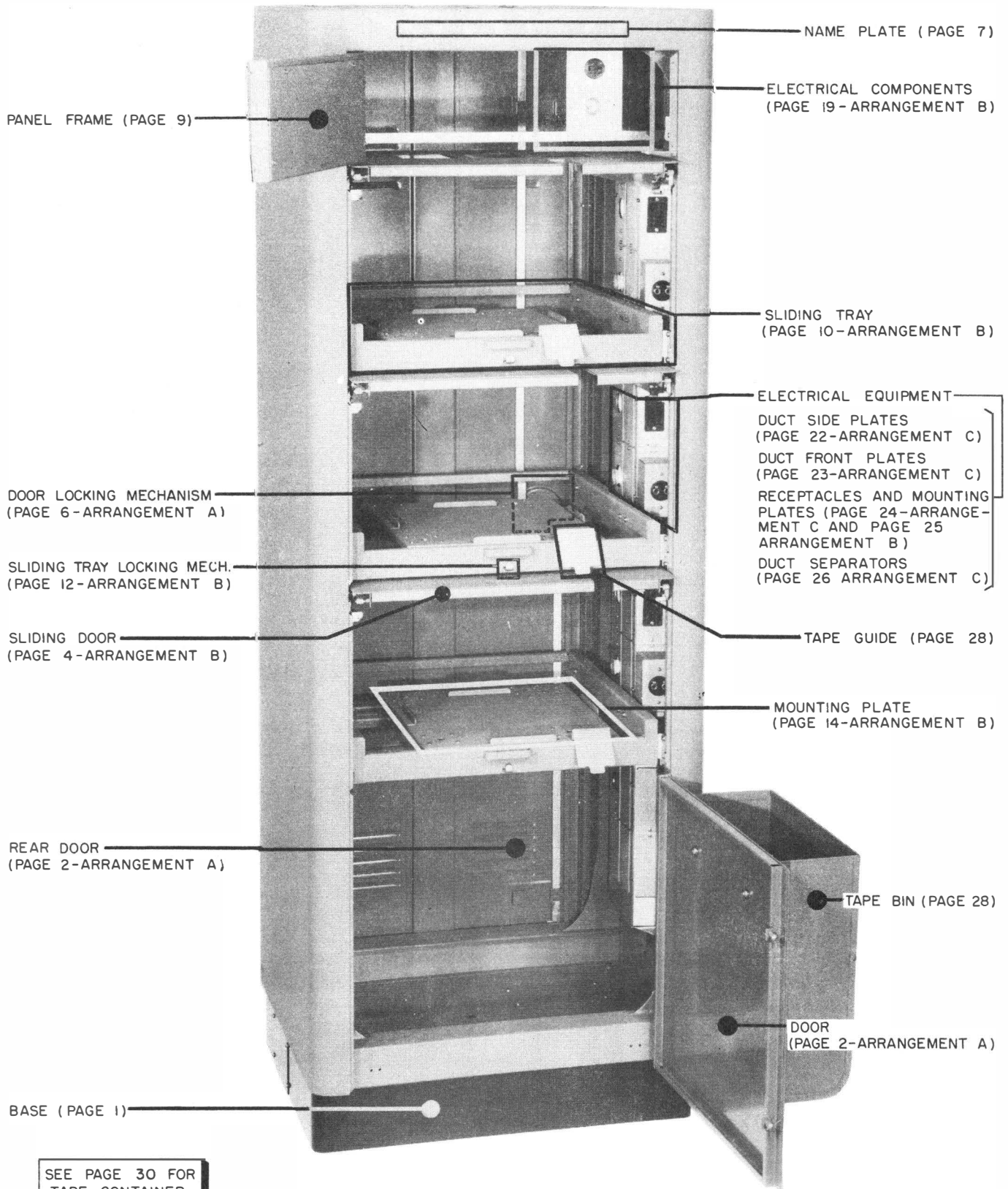
2509WD (CONTROL PANEL)
2541WD (TRANSMITTER CIRCUITS)

AC208** CABINET
(TRANSMITTING ONLY)
HOUSING FOUR 3-GANG MULTIPLE TRANSMITTER UNITS & CONTROL PANEL



AC231** CABINET
 (RECEIVING ONLY)
 HOUSING THREE TYPING REPERFORATORS


NOT WIRED



SEE PAGE 30 FOR TAPE CONTAINER.

NOT WIRED

AC232** CABINET
(RECEIVING ONLY)
HOUSING THREE TYPING REPERFORATORS AND TAPE CONTAINERS



PANEL FRAME (PAGE 9)

LATCH (PAGE 6)

SLIDING TRAY (PAGE 10-ARRANGEMENT A)

PLATE (PAGE 15-ARRANGEMENT D)

REAR DOOR LOCK (PAGE 6-ARRANGEMENT B)

ELECTRICAL EQUIPMENT

- DUCT SIDE PLATES (PAGE 22-ARRANGEMENT F)
- DUCT FRONT PLATES (PAGE 23-ARRANGEMENT F)
- RECEPTACLES AND MOUNTING PLATES (PAGE 24-ARRANGEMENT F AND PAGE 25 ARRANGEMENT B)
- DUCT SEPARATORS (PAGE 26-ARRANGEMENT E)

REAR DOOR (PAGE 2-ARRANGEMENT F)

PLATE (PAGE 13)

LATCH (PAGE 6)

PLATE (PAGE 13)

NAME PLATE (PAGE 7)

ELECTRICAL COMPONENTS (PAGE 19-ARRANGEMENT B)

WINDOW (PAGE 7-ARRANGEMENT B)

DOOR (PAGE 2-ARRANGEMENT F)

FRONT DOOR LOCK (PAGE 6-ARRANGEMENT B)

SEE PAGE 30 FOR TAPE CONTAINER

SLIDING TRAY LOCKING MECH. (PAGE 12-ARRANGEMENT A)

WINDOW (PAGE 7-ARRANGEMENT C)

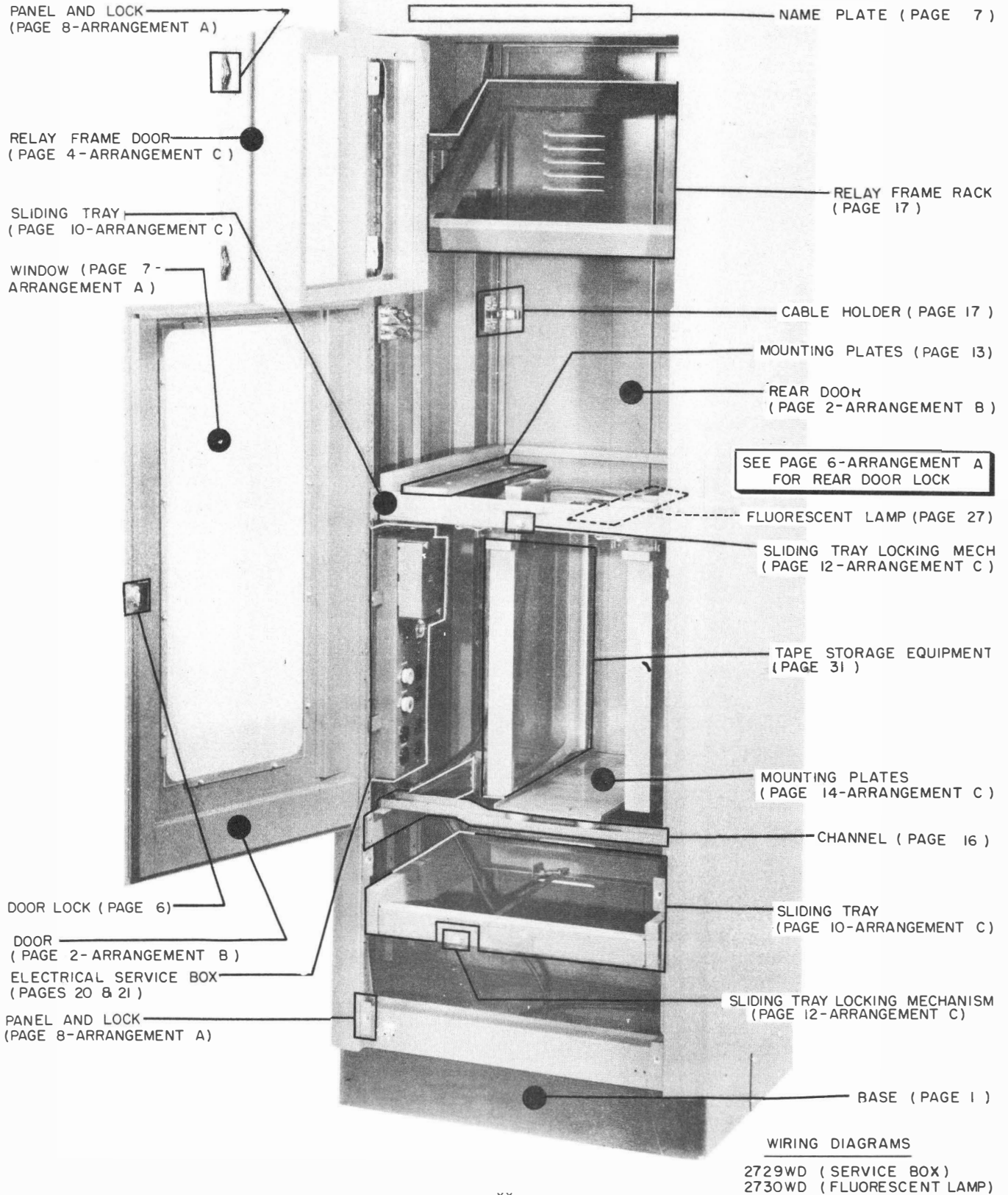
TAPE GUIDES (PAGE 28)

BASE (PAGE 1)

AC234** CABINET

NOT WIRED

HOUSING THREE (RECEIVING ONLY) TYPING REPERFORATORS, THREE TAPE CONTAINERS AND A THREE-REEL TAPE WINDER (TWIO)

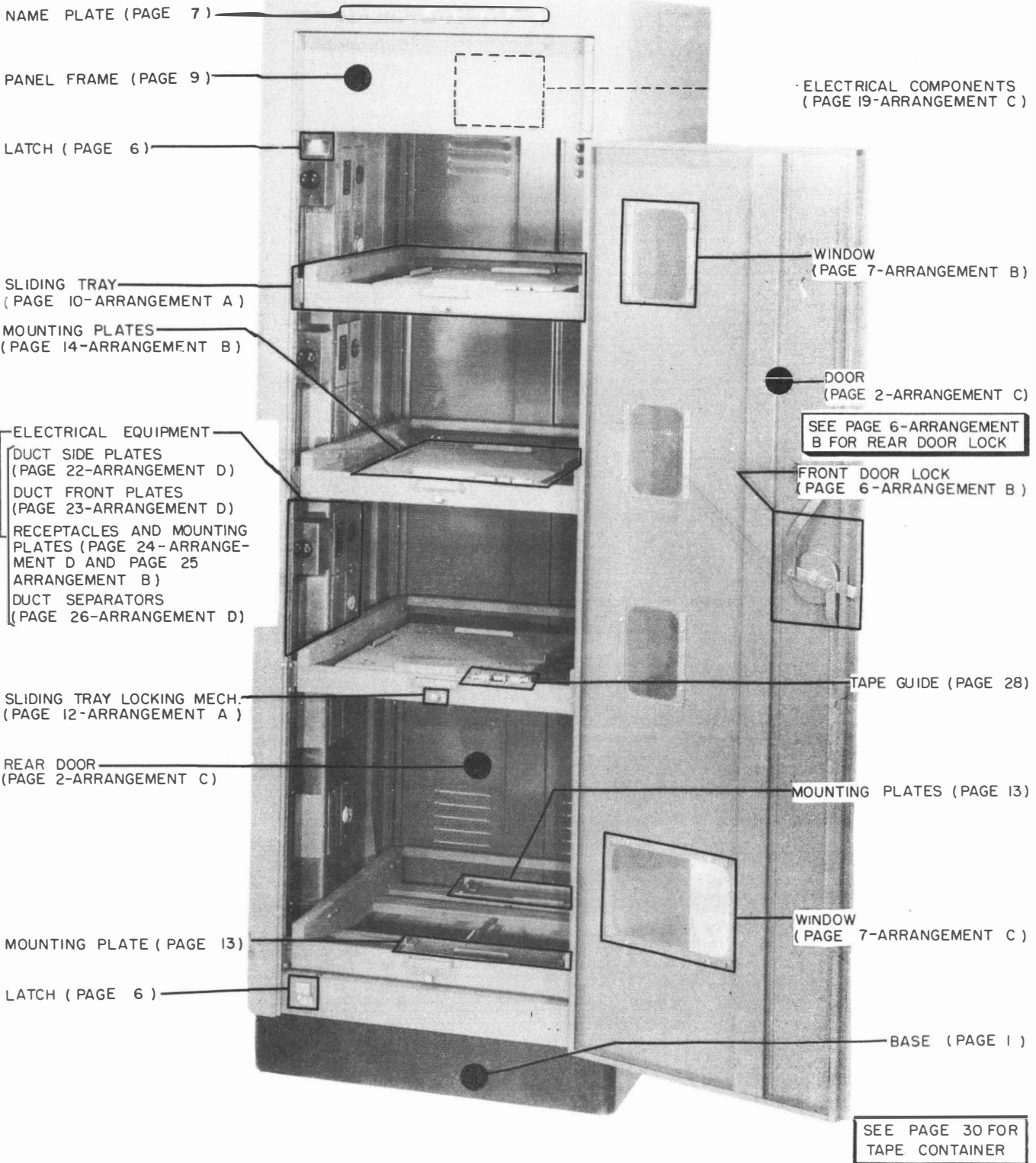


SEE PAGE 6-ARRANGEMENT A FOR REAR DOOR LOCK

WIRING DIAGRAMS

- 2729WD (SERVICE BOX)
- 2730WD (FLUORESCENT LAMP)

AC235** CABINET
 (BELL CODE NO 114A**) (SPECIAL TRANSMITTER CABINET)
 HOUSING TWO MULTIPLE REPERFORATOR TRANSMITTERS AND ONE TAPE WINDER



AC245** CABINET
(RECEIVING ONLY)

NOT WIRED

HOUSING THREE TYPING REPERFORATORS AND ONE TAPE WINDER

NAME PLATE (PAGE 7)

ELECTRICAL COMPONENTS
(PAGE 19-ARRANGEMENT A)

DOOR LOCK
(PAGE 6-ARRANGEMENT C)

PANEL (PAGE 8
ARRANGEMENT B)

LATCH (PAGE 6
ARRANGEMENT C)

SLIDING TRAY
(PAGE 10-ARRANGEMENT B)

SEE PAGE 6 FOR
REAR DOOR LOCK
(ARRANGEMENT C)

ELECTRICAL EQUIPMENT
DUCT SIDE PLATES
(PAGE 22-ARRANGEMENT E)
DUCT FRONT PLATES
(PAGE 23-ARRANGEMENT E)
RECEPTACLES AND MOUNTING
PLATES (PAGE 24-ARRANGE-
MENT E AND PAGE 25
ARRANGEMENT C)
DUCT SEPARATORS
(PAGE 26-ARRANGEMENT B)

MOUNTING PLATES
(PAGE 14-ARRANGEMENT A)

SLIDING TRAY LOCKING MECH.
(PAGE 12-ARRANGEMENT B)

REAR DOOR
(PAGE 2-ARRANGEMENT D)

LATCH (PAGE 6
ARRANGEMENT C)

DOOR
(PAGE 2-ARRANGEMENT D)

PANEL (PAGE 8
ARRANGEMENT B)


BASE (PAGE 1)

WIRING DIAGRAM

2719WD (TRANSMITTER CIRCUITS)

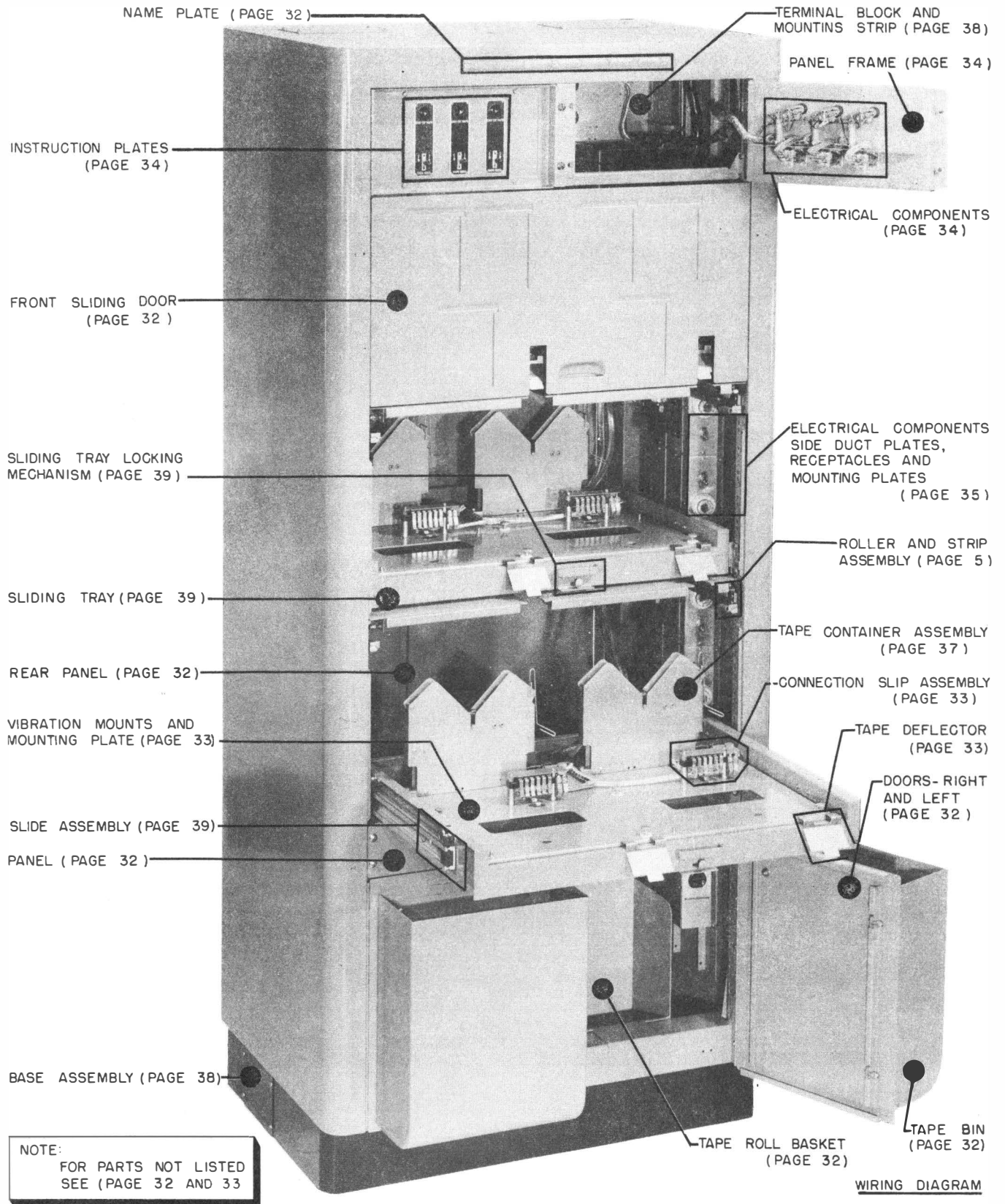
AC246** CABINET
(NUMBERING ONLY)

HOUSING THREE 3-GANG MULTIPLE TRANSMITTER NUMBERING UNITS



NOT WIRED


AC255** CABINET
 (RECEIVING ONLY)
 HOUSING THREE TYPING REPERFORATORS AND
 TAPE CONTAINERS



AC256** CABINET
(RECEIVING ONLY)

HOUSING SIX TYPING REPERFORATORS AND SIX TAPE CONTAINERS
(NOT FOR BELL SYSTEM SERVICE)

1155B

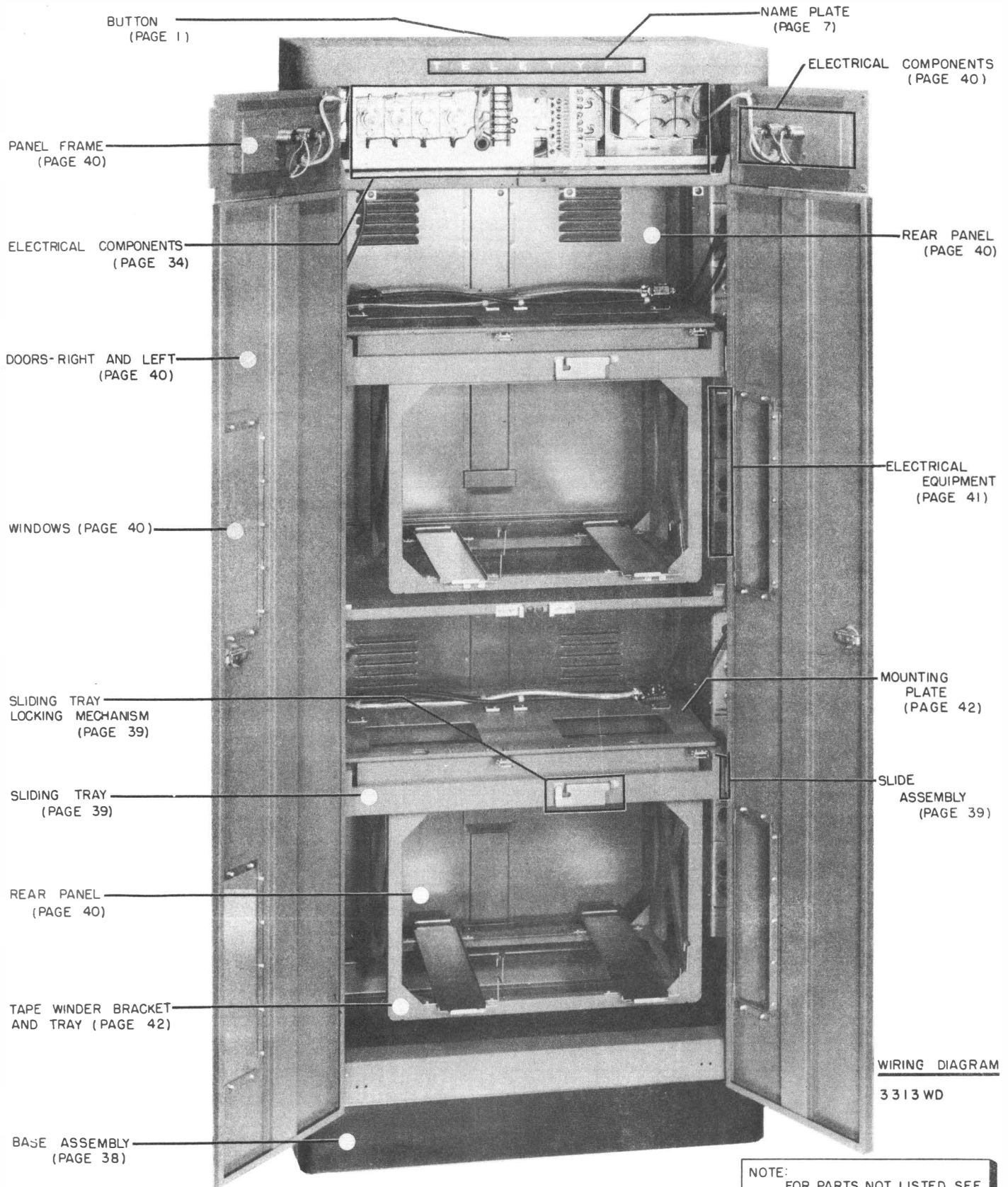


AC258** CABINET

(RECEIVING ONLY)

HOUSING SIX TYPING REPERFORATORS AND SIX TAPE CONTAINERS
(NOT FOR BELL SYSTEM SERVICE)

1155B

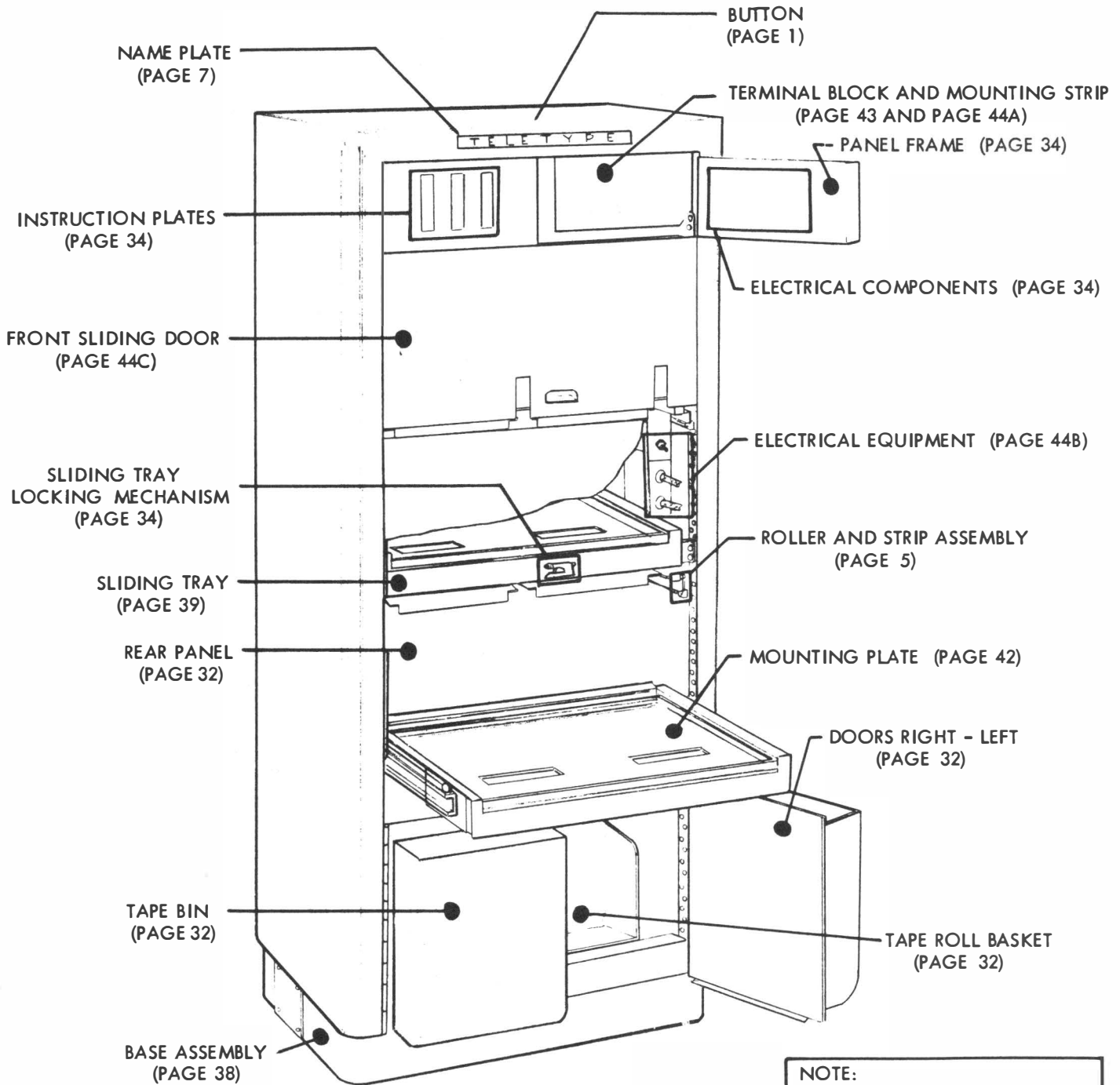


WIRING DIAGRAM
3 3 1 3 W D

NOTE:
FOR PARTS NOT LISTED SEE
PAGES 40, 42, 43 AND 44.

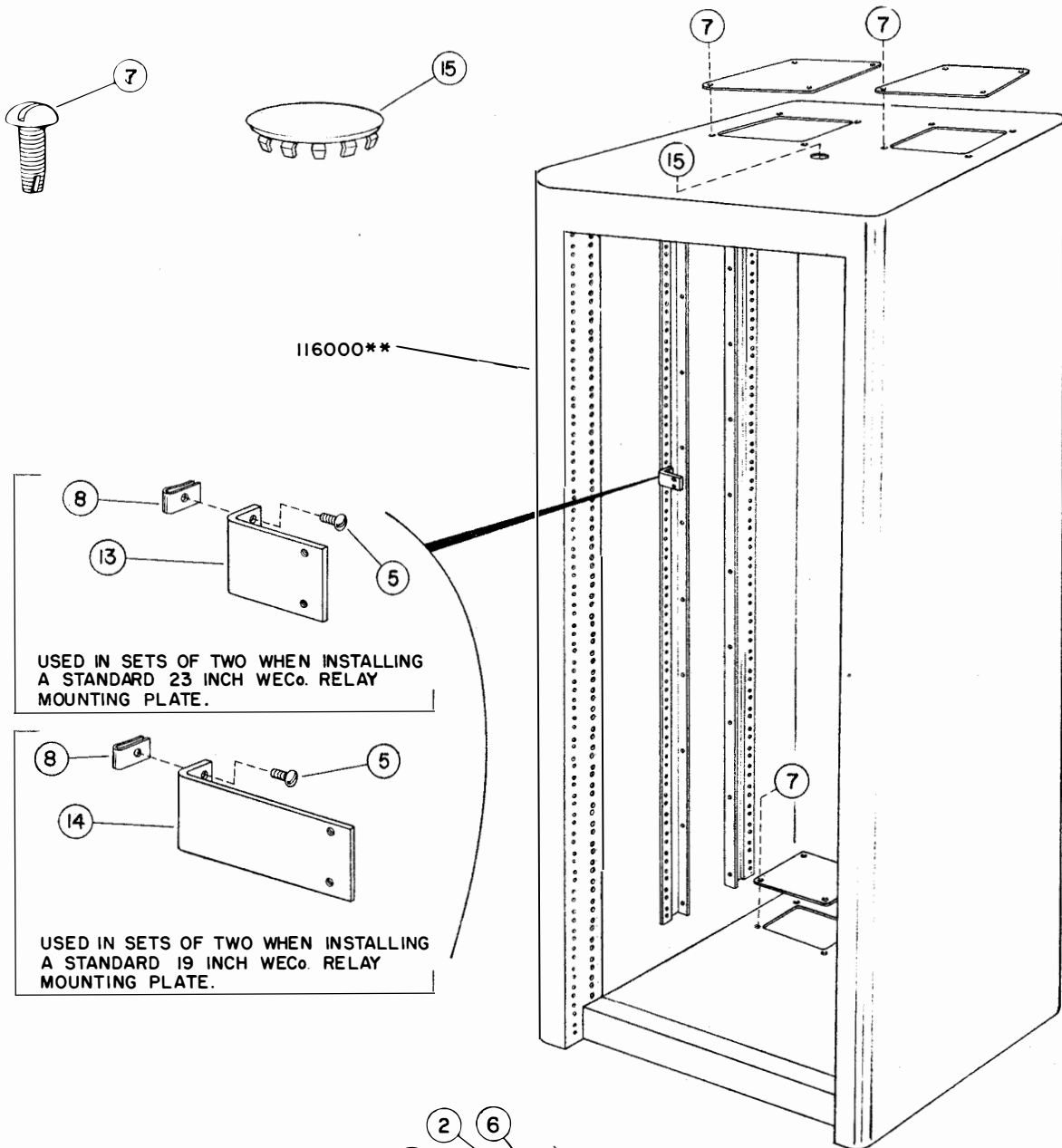
AC266** CABINET
(BELL CODE NO. 28A**)
(RECEIVING ONLY)

HOUSING FOUR TYPING REPERFORATORS AND FOUR TAPE WINDERS



NOTE:
FOR PARTS NOT LISTED
SEE PAGES 44A, 44B AND 44C

AC272** CABINET
(RECEIVING ONLY)
HOUSING SIX MODEL 28 TYPING REPERFORATORS

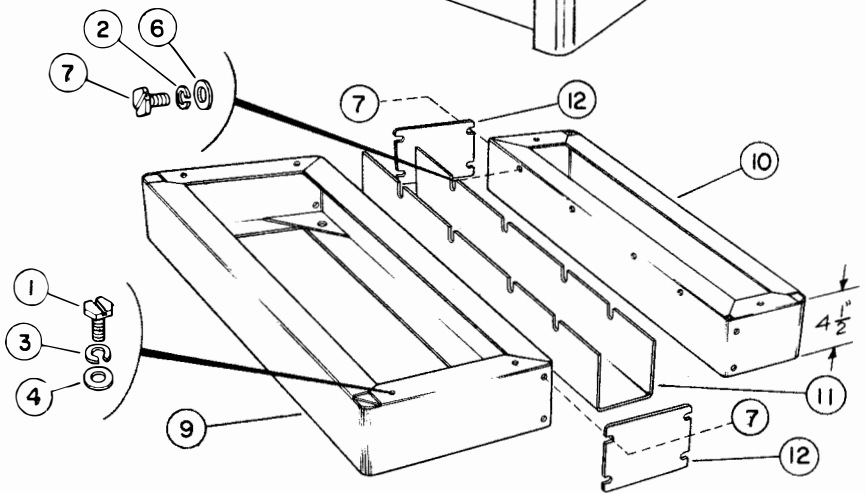


USED IN SETS OF TWO WHEN INSTALLING
A STANDARD 23 INCH WEC. RELAY
MOUNTING PLATE.

USED IN SETS OF TWO WHEN INSTALLING
A STANDARD 19 INCH WEC. RELAY
MOUNTING PLATE.

- 1. 1147 SCREW
- 2. 2669 WASHER, LOCK
- 3. 4814 WASHER, LOCK
- 4. 71266 WASHER, FLAT
- 5. 83496 SCREW
- 6. 84579 WASHER, FLAT
- 7. 115593 SCREW
- 8. 115594 NUT, SPEED
- 9. 116001 FRAME, BASE-FRONT
- 10. 116002 FRAME, BASE-REAR
- 11. 116003 DUCT, WIRE
- 12. 117360 PLATE
- 13. 119306 BRACKET
- 14. 119307 BRACKET
- 15. 119640** BUTTON

**SEE PAGE VI PARAGRAPH 6
FOR EXPLANATION.

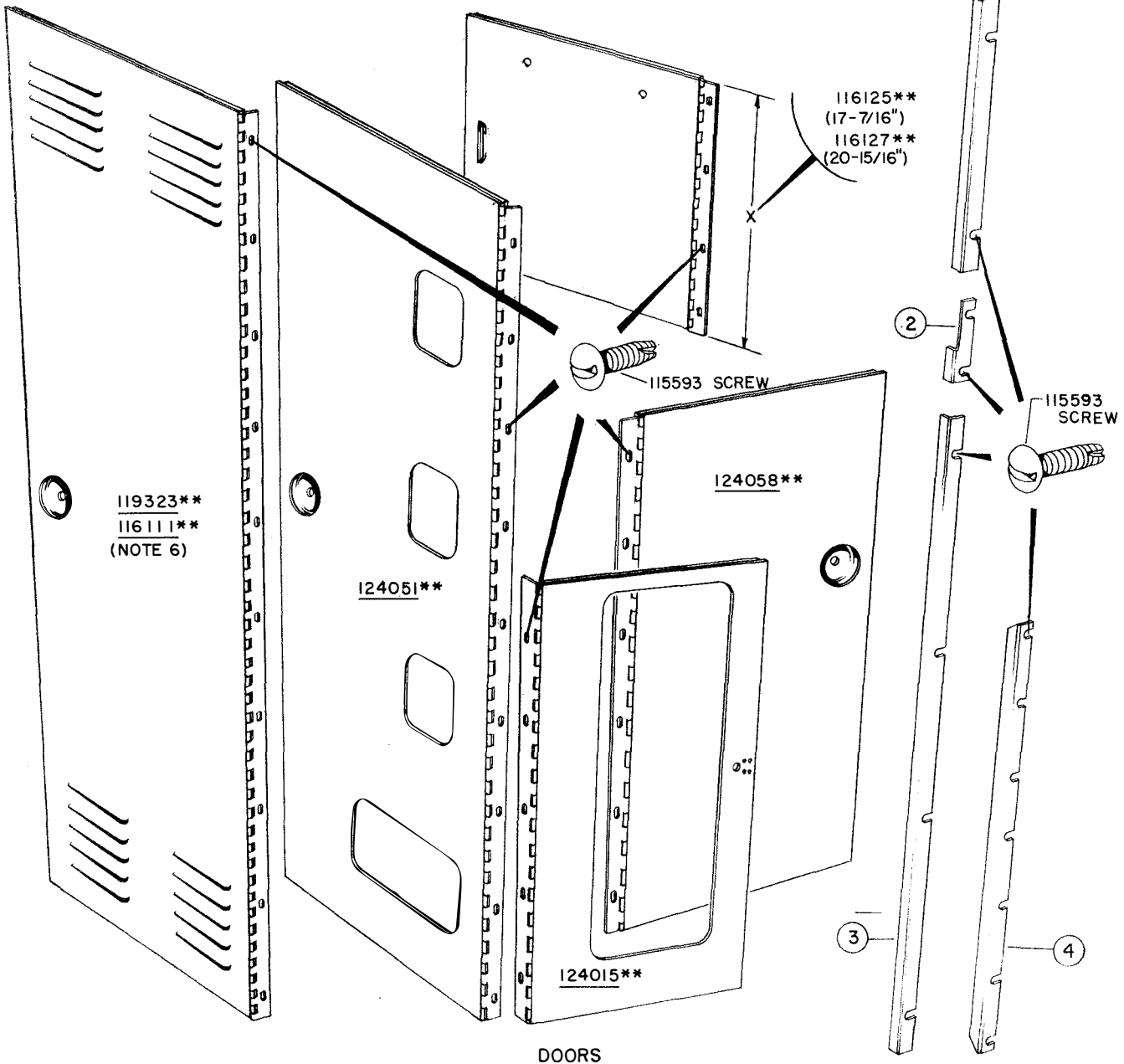


CABINET SHELL, BASE AND ADAPTOR BRACKETS

ARRANGEMENT	DOOR LOCATION	DOOR NUMBER	① UPPER STOP-STRIP	② STRIKER BRACKET	③ LOWER STOP-STRIP	④ STOP-STRIP
A (NOTE 2)	TAPE BIN REAR	116127** 119323**	116109**	116930**	116109**	116097**
B	FRONT REAR	124015** 119323**	116076** 116109**	(NOTE 5) 116930**	116076** 116109**	—
C	FRONT REAR	124051** 119323**	121290** 116109**	116930**	116109**	—
D	FRONT REAR	124058** 119323**	116076** 116109**	121090** 116930**	116097** 116109**	—
E (NOTE 2)	TAPE BIN REAR	116125** 116111**	116109**	116930**	116109**	116100**
F (NOTE 1)	FRONT REAR	121280** 119323**	121290** 116109**	116930**	116109**	—

NOTES:

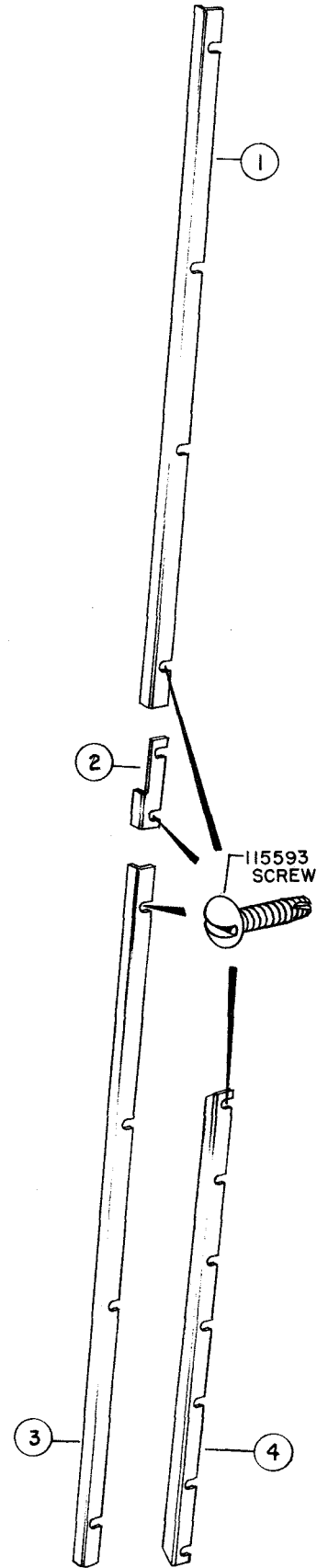
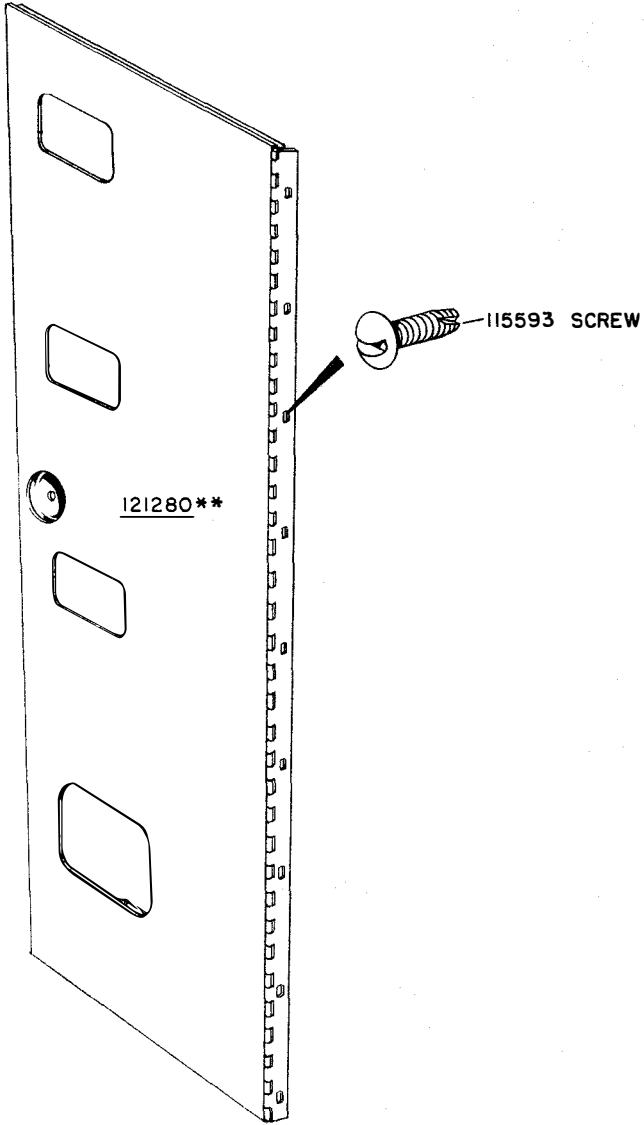
1. REFER TO PAGE 3 FOR ILLUSTRATION OF FRONT DOOR ASSEMBLY — ARRANGEMENT F.
 2. REFER TO PAGE 4 FOR SLIDING FRONT DOORS.
 3. REFER TO PAGE 6 FOR LOCKING MECHANISMS FOR ALL DOORS LISTED ON THIS PAGE AND PAGE 3.
 4. REFER TO PAGE 7 FOR ALL WINDOWS.
 5. REFER TO PAGE 6 FOR STRIKER BRACKET.
 6. THE LOUVERS ARE OMITTED ON THE 116111** DOOR.
- **SEE PAGE VI PARAGRAPH 6 FOR EXPLANATION.



DOORS

NOTE:

**SEE PAGE VI PARAGRAPH 6
FOR EXPLANATION.

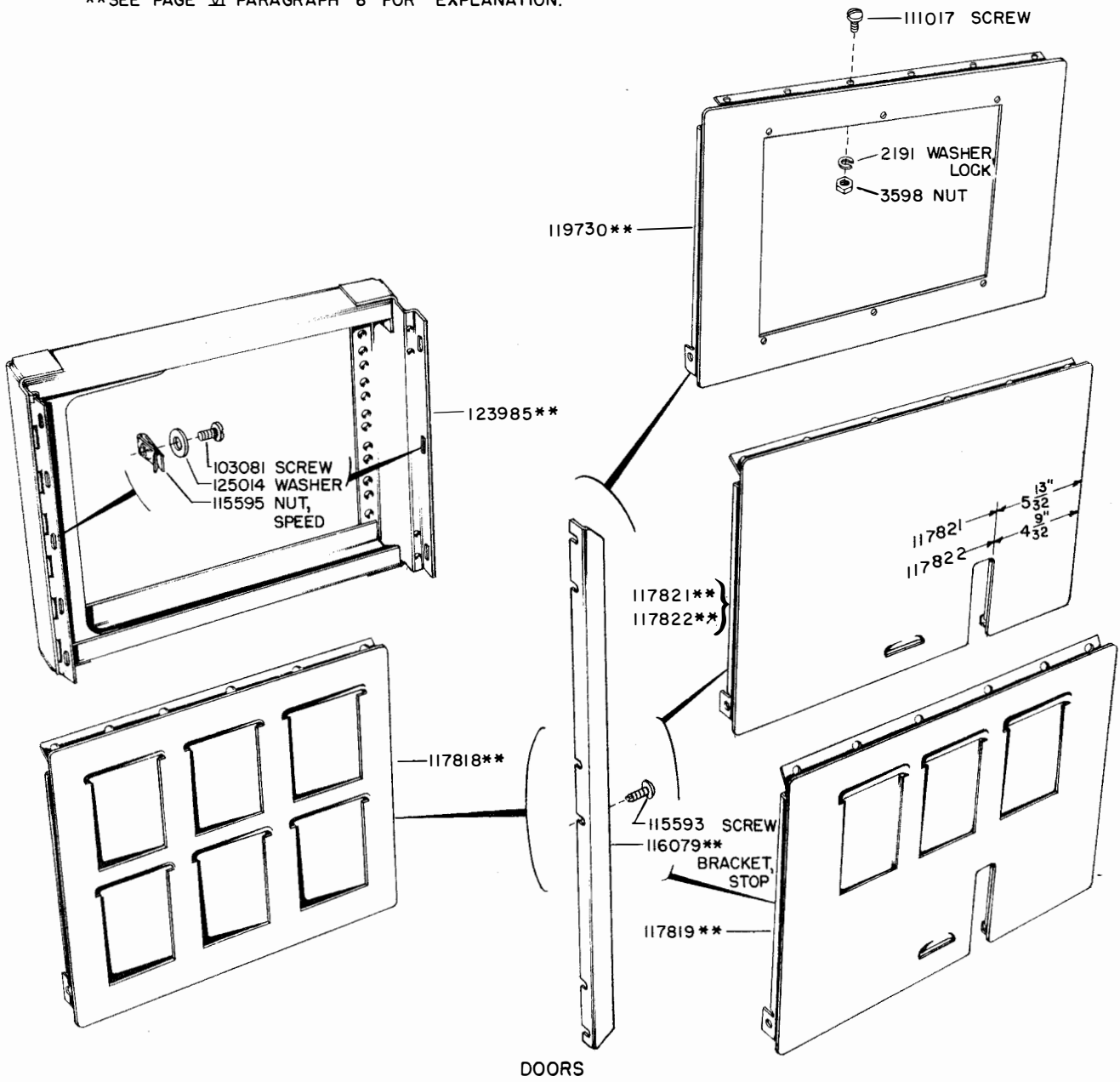


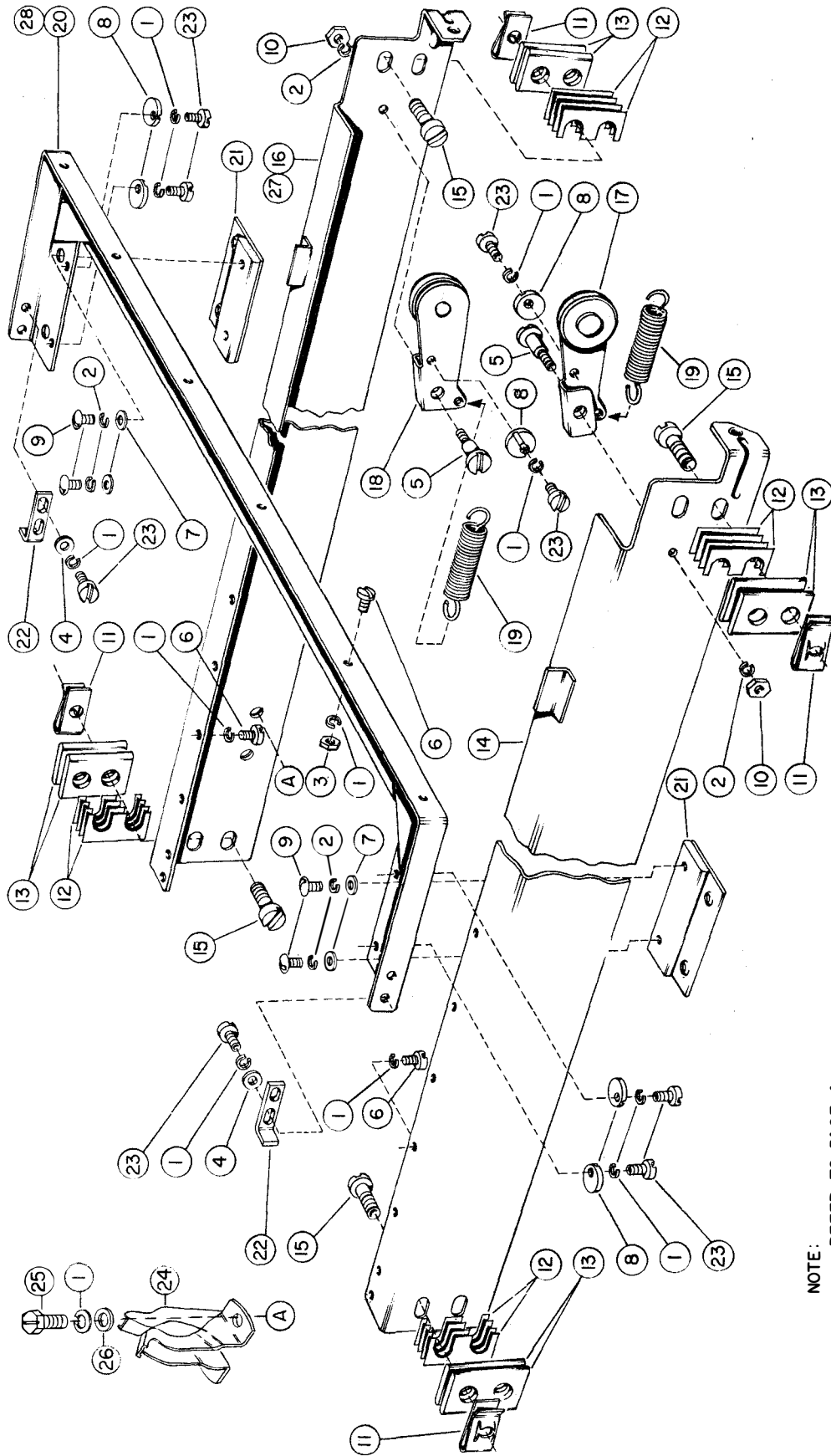
DOORS

ARRANGEMENT	A	B	C	D
TOP LEVEL	117818**	117819**	123985**	
SECOND LEVEL	—	117821**	—	119730**
THIRD LEVEL	—	117822**	—	

NOTES:

1. REFER TO PAGE 7 FOR WINDOWS.
 2. REFER TO PAGE 6 FOR DOOR LOCKING MECHANISMS.
- **SEE PAGE VI PARAGRAPH 6 FOR EXPLANATION.





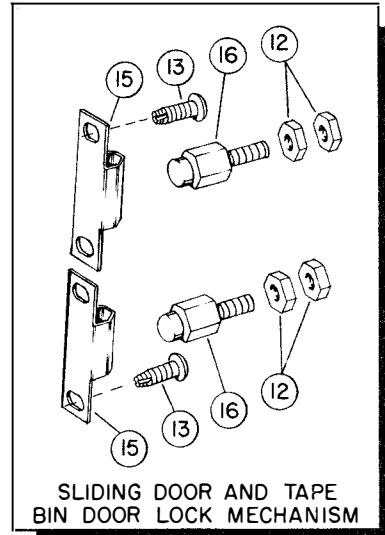

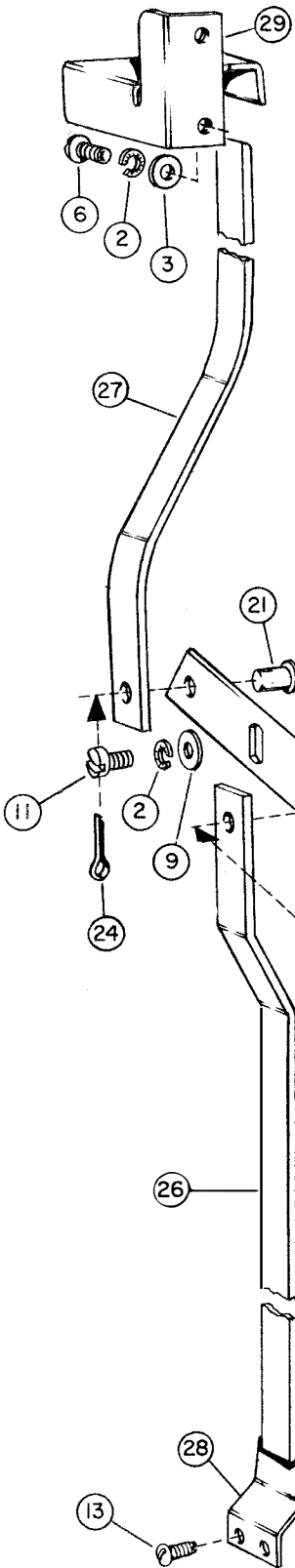
- 19. 116031 SPRING
- 20. 116032 LEADER, DOOR (AC272)
- 21. 116033 GUIDE
- 22. 117359 BRACKET, STOP
- 23. 125168 SCREW
- 24. 123969 HOLDER, CABLE
- 25. 151630 SCREW
- 26. 2481 WASHER, FLAT
- 27. 128346 RAIL, RIGHT (AC272)
- 28. 135974 LEADER, DOOR (AC272)

- 13. 116021 BAR, SPACER
- 14. 116022 RAIL, LEFT
- 15. 116023 SCREW
- 16. 116024 RAIL, RIGHT
- 17. 116028 ROLLER, LEFT
- 18. 116030 ROLLER, RIGHT
- 7. 34432 WASHER, FLAT
- 8. 89963 ECCENTRIC
- 9. 97296 SCREW
- 10. 112626 NUT
- 11. 115595 NUT, SPEED
- 12. 116020 SHIM (016")

- 1. 2191 WASHER, LOCK
- 2. 2669 WASHER, LOCK
- 3. 3598 NUT
- 4. 7002 WASHER, FLAT
- 5. 7345 SCREW
- 6. 8543 SCREW

NOTE:
REFER TO PAGE 4
FOR SLIDING DOORS.

SLIDING DOOR MECHANISM

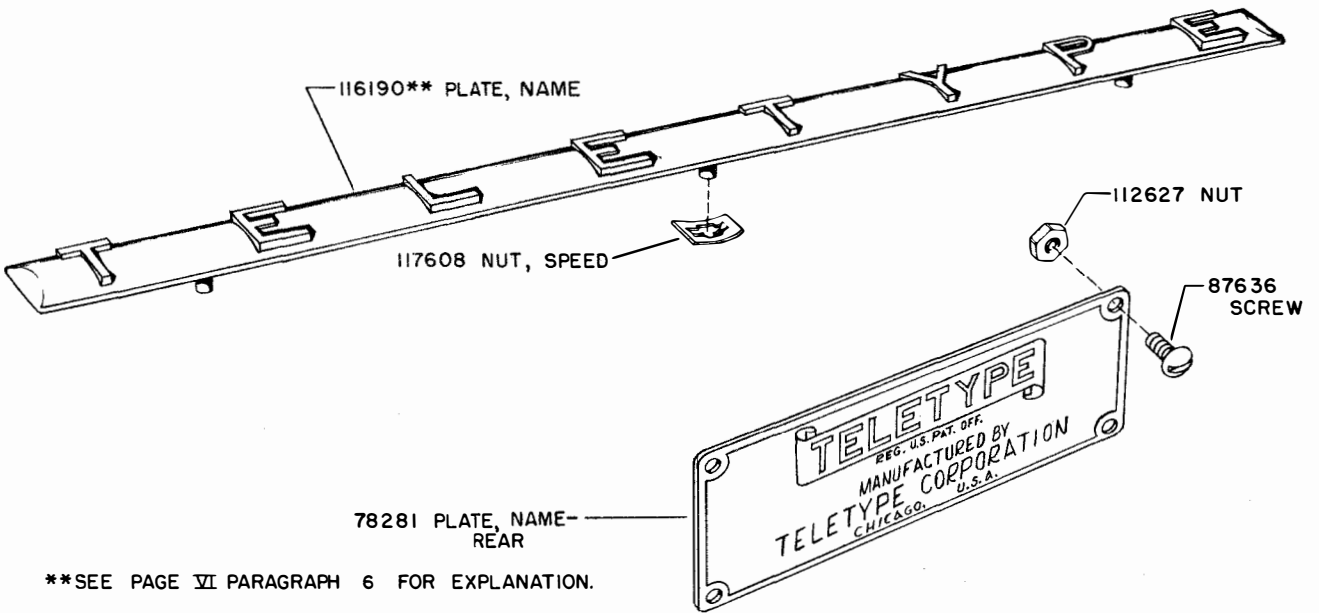


ARRANGEMENT	25	26	27	28	29
	LATCH	STRIP, LATCH-LOWER	STRIP, LATCH-UPPER	LATCH-LOWER	LATCH-UPPER
A REAR DOOR	116116	116118	116119	116121	—
B FRONT DOOR	116116	116118	121289	116121	121288
REAR DOOR			116119		—
C FRONT DOOR	121089	124062	124061	121288	124060
REAR DOOR	116116	116118	116119	116121	—

- | | |
|-----------------------|-------------------------------|
| 1. 2191 WASHER, LOCK | 13. 115593 SCREW |
| 2. 2669 WASHER, LOCK | 14. 116017 SHIM (.016") |
| 3. 3438 WASHER, FLAT | 15. 116083 SPRING, DETENT |
| 4. 3606 NUT | 16. 116096 STUD |
| 5. 7002 WASHER, FLAT | 17. 116112 BUSHING |
| 6. 8333 SCREW | 18. 116113 WASHER, FLAT |
| 7. 8543 SCREW | 19. 116114 HANDLE |
| 8. 34432 WASHER, FLAT | 20. 116115 STUD |
| 9. 84579 WASHER, FLAT | 21. 116117 STUD |
| 10. 85308 NUT | 22. 117861 LATCH |
| 11. 97296 SCREW | 23. 124028** BRACKET, STRIKER |
| 12. 112626 NUT | 24. 125303 PIN, GOTTER |

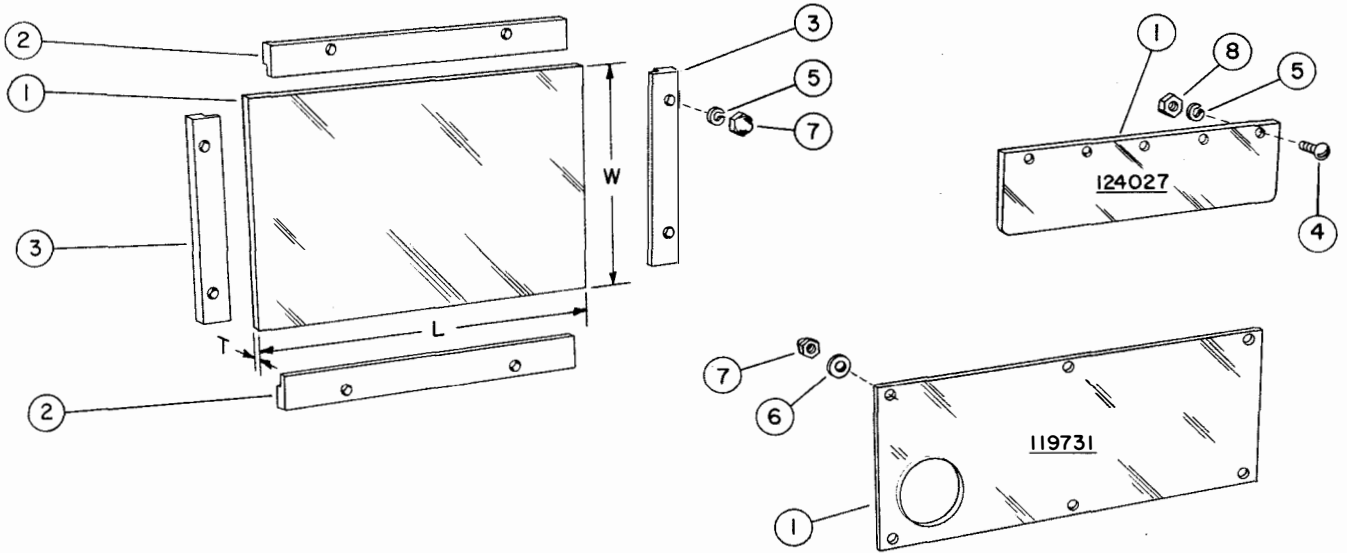
**SEE PAGE VI PARAGRAPH 6 FOR EXPLANATION.

DOOR LOCKING MECHANISMS



**SEE PAGE VI PARAGRAPH 6 FOR EXPLANATION.

NAME PLATES



ARRANGEMENT	1				2	3	4	5	6	7	8
	WINDOW	L	W	T	RAIL-LONG	RAIL-SHORT	SCREW	WASHER, LOCK	WASHER, FLAT	NUT	NUT
A	124024	29-5/16"	12-5/16"	1/8"	124025	121287	—	2191	—	116167	—
	124027	11-5/16"	2-21/32"	3/16"	—	—	111017	2191	—	—	3606
B	121284	6-1/2"	4-5/8"	1/8"	121286	—	—	2191	—	116167	—
C	121285	9-15/16"	6-1/2"	1/8"	121287	—	—	2191	—	116167	—
D	119731	15-7/8"	6-7/16"	1/8"	—	—	—	—	7002	116167	—

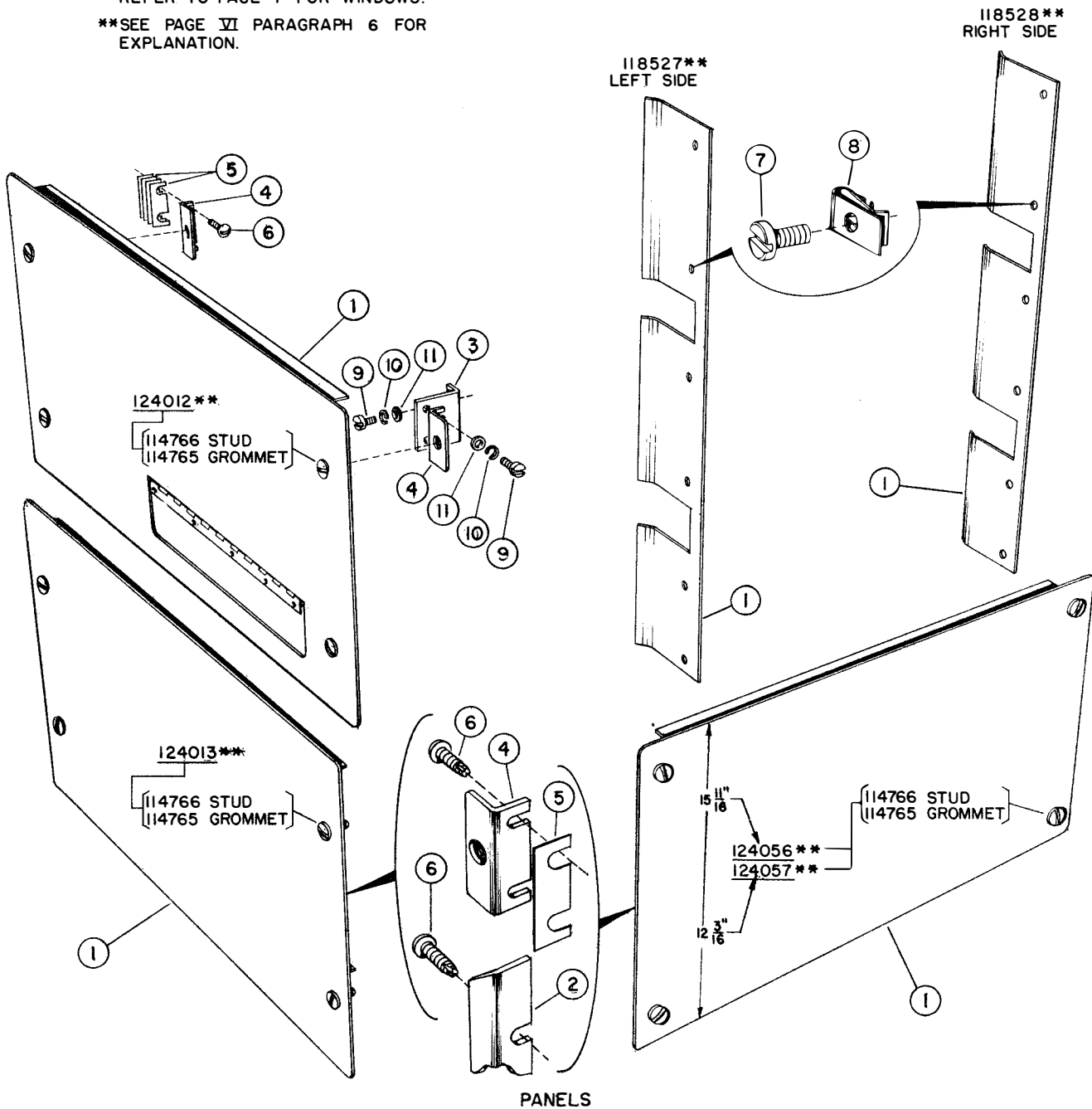
PLASTIC WINDOWS

ARRANGEMENT	① PANEL	② BRACKET, STOP	③ BRACKET, MTG.	④ BRACKET, FASTENER	⑤ SHIM (.016")	⑥ SCREW	⑦ SCREW	⑧ NUT, SPEED	⑨ SCREW	⑩ WASHER, LOCK	⑪ WASHER, LOCK
A	124012** 124013**	124064**	124026**	119309**	117824	115593			97296	2669	34432
B	124056** 124057**	124065** 124064**		119309**	117824	115593					
C	118527** 118528**						103081	115595			

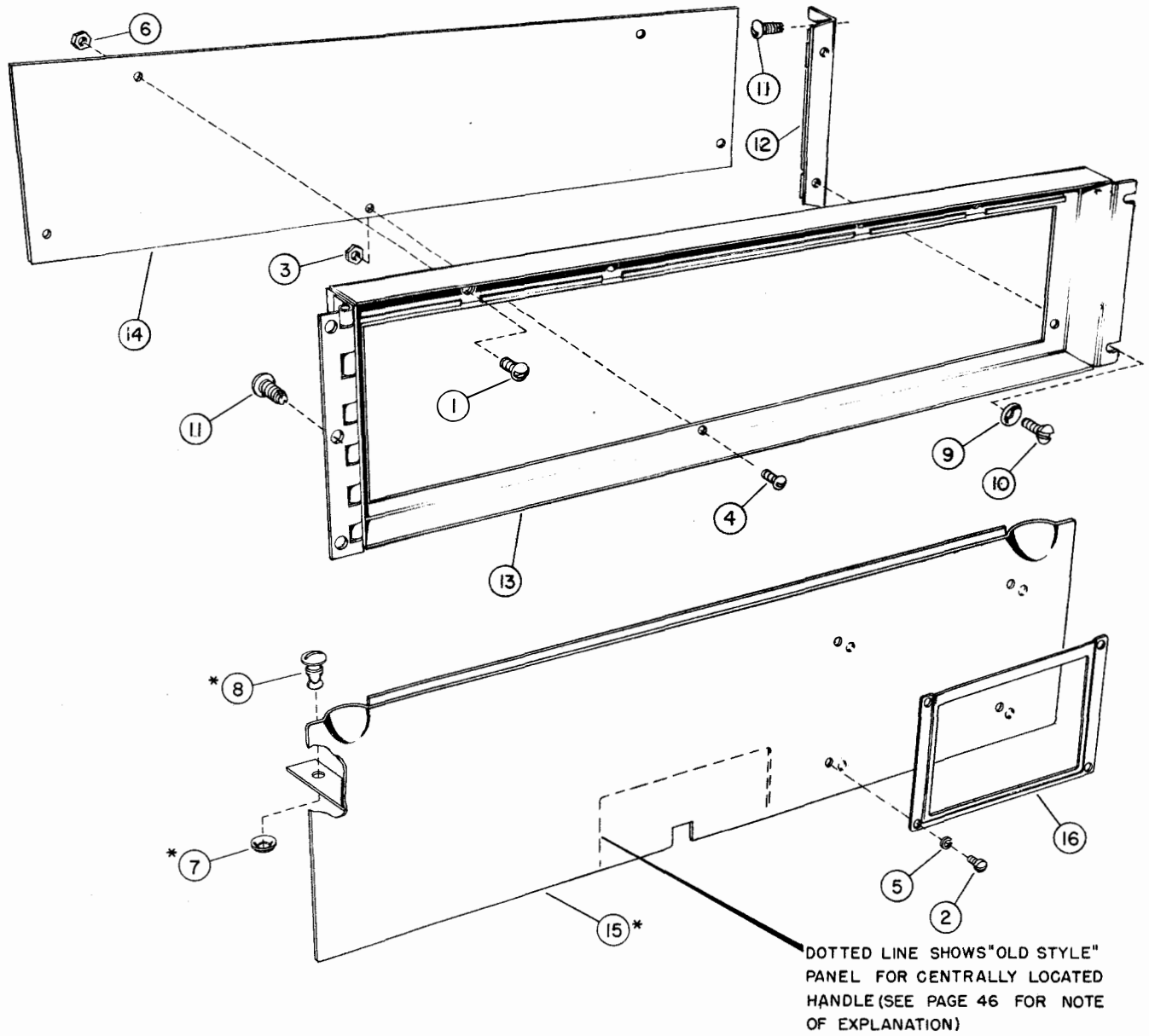
NOTE:

REFER TO PAGE 7 FOR WINDDWS.

**SEE PAGE VI PARAGRAPH 6 FOR EXPLANATION.



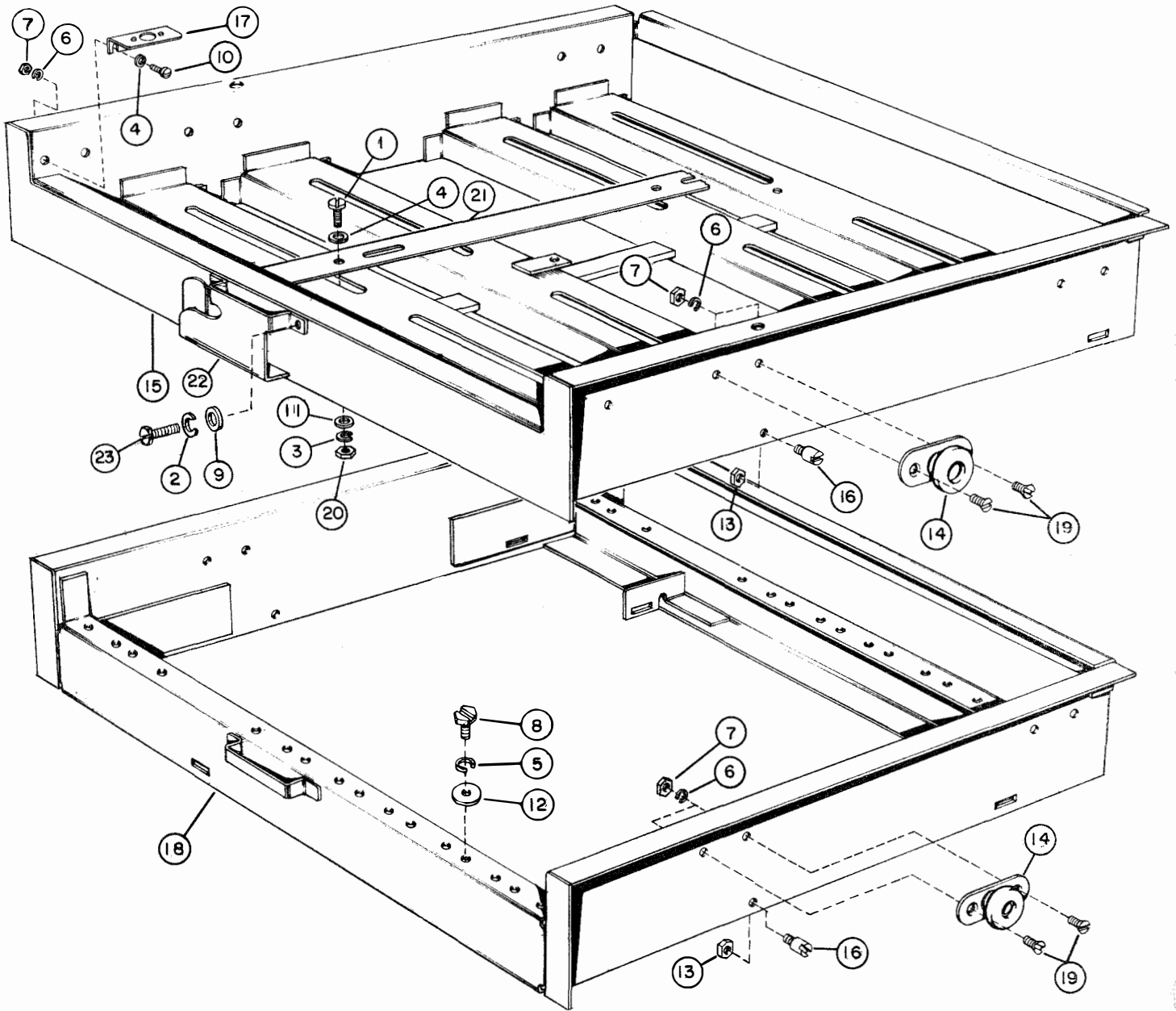
PANELS



- | | | | | | |
|----|--------|--------------|-----|----------|-----------------|
| 1. | 1043 | SCREW | 9. | 115589 | WASHER, CUP |
| 2. | 1293 | SCREW | 10. | 115590 | SCREW |
| 3. | 3598 | NUT | 11. | 115593 | SCREW |
| 4. | 8543 | SCREW | 12. | 116066** | STRIP, MOUNTING |
| 5. | 110743 | WASHER, LOCK | 13. | 117884** | FRAME, PANEL |
| 6. | 112626 | NUT | 14. | 119310** | PANEL |
| 7. | 114765 | GROMMET | 15. | 135781** | PANEL ASSEMBLY |
| 8. | 114766 | STUD | 16. | 135782** | HOLDER, CARD |

** SEE PAGE VI PARAGRAPH 6 FOR EXPLANATION.

PANELS

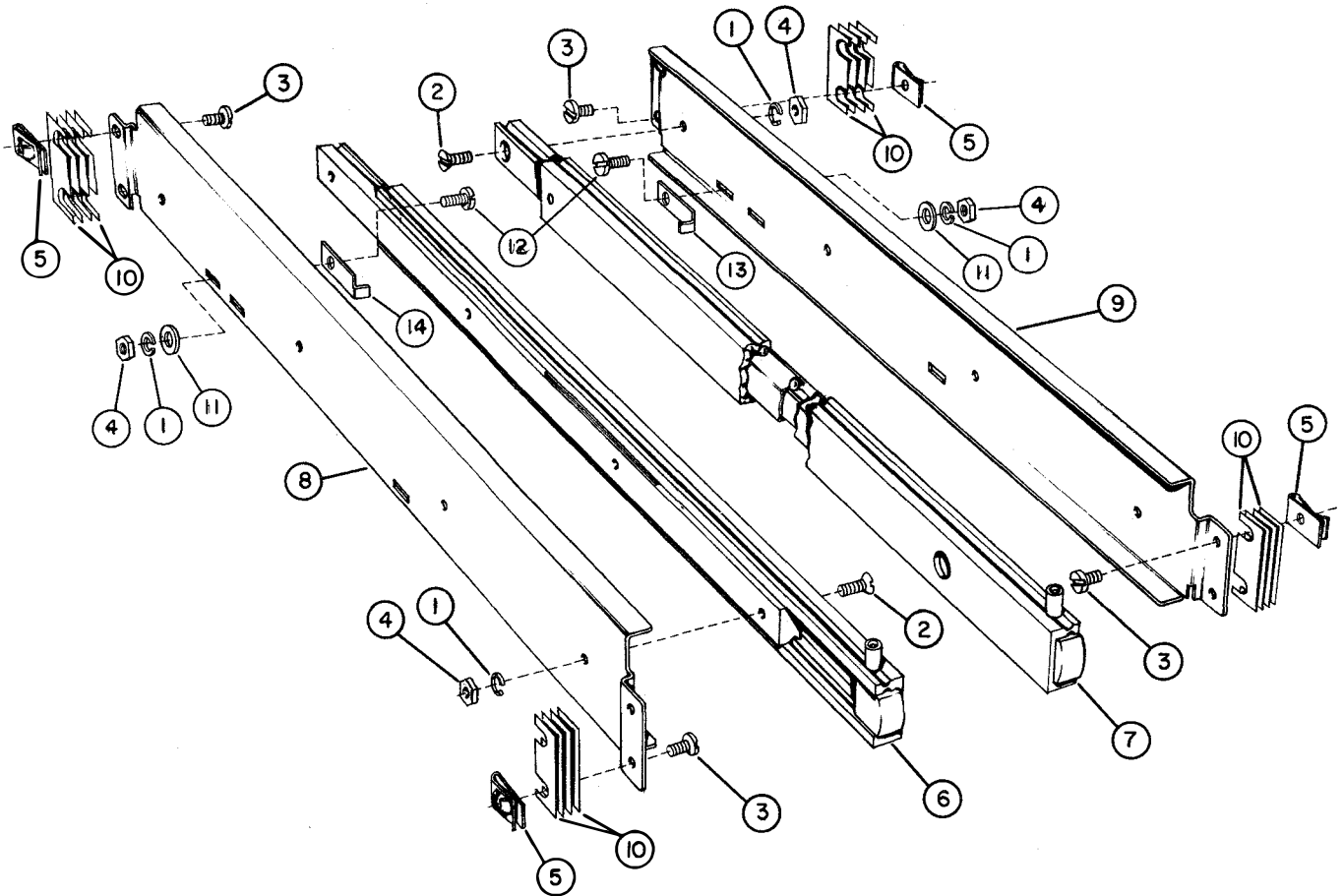


**SEE PAGE VI PARAGRAPH 6 FOR EXPLANATION.

ARRANGEMENT	TRAY
A TOP, 2 ND , 3 RD AND 4 TH LEVELS	117805**
B TOP, 2 ND AND 3 RD LEVELS	117805**
C TOP LEVEL	117805**
2 ND LEVEL	124009**

- | | | | | | |
|-----|----------|--------------|-----|----------|-----------------|
| 1. | 1 1223 | SCREW | 13. | 112626 | NUT |
| 2. | 2 2191 | WASHER, LOCK | 14. | 117743 | ROLLER |
| 3. | 3 2669 | WASHER, LOCK | 15. | 117805** | TRAY, SLIDING |
| 4. | 4 3438 | WASHER, FLAT | 16. | 117825 | POST |
| 5. | 5 3639 | WASHER, LOCK | 17. | 119309** | BRACKET |
| 6. | 6 3646 | WASHER, LOCK | 18. | 124009** | TRAY, SLIDING |
| 7. | 7 5599 | NUT | 19. | 125002 | SCREW |
| 8. | 8 6810 | SCREW | 20. | 125231 | NUT |
| 9. | 9 7002 | WASHER, FLAT | 21. | 135720** | STRIP, MOUNTING |
| 10. | 10 55219 | SCREW | 22. | 138193 | HANDLE, DRAWER |
| 11. | 11 84579 | WASHER, FLAT | 23. | 151631 | SCREW |
| 12. | 12 93582 | WASHER, FLAT | | | |

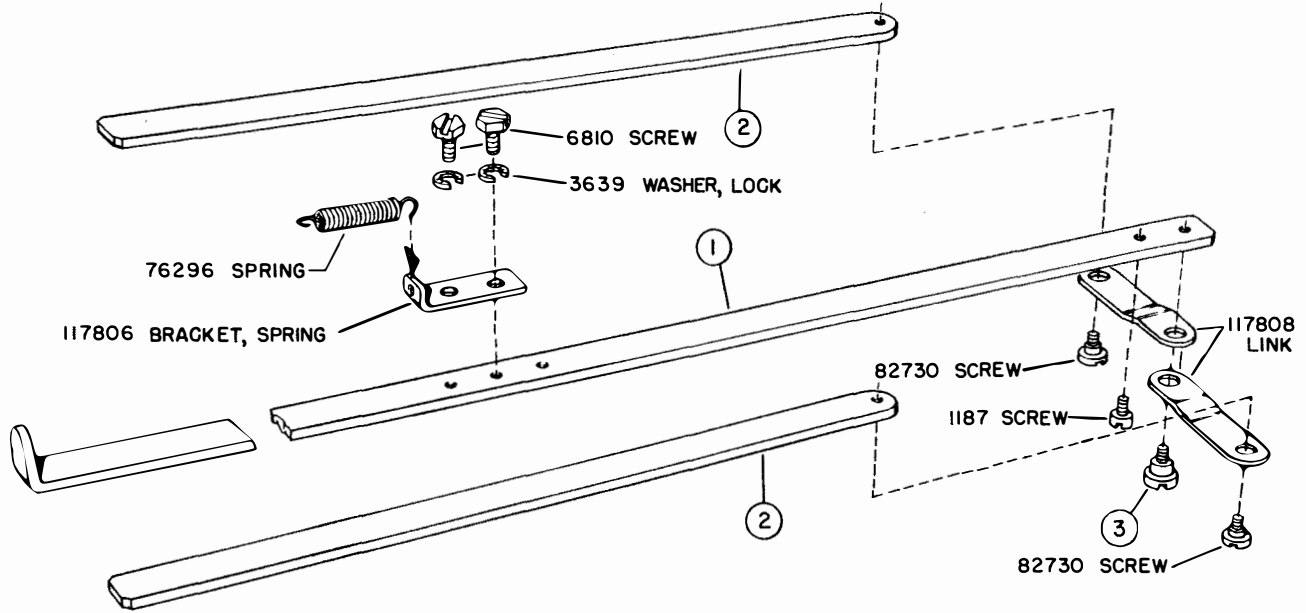
SLIDING TRAYS



- 1. 2669 WASHER, LOCK
- 2. 45969 SCREW
- 3. 103081 SCREW
- 4. 112626 NUT
- 5. 115595 NUT, SPEED

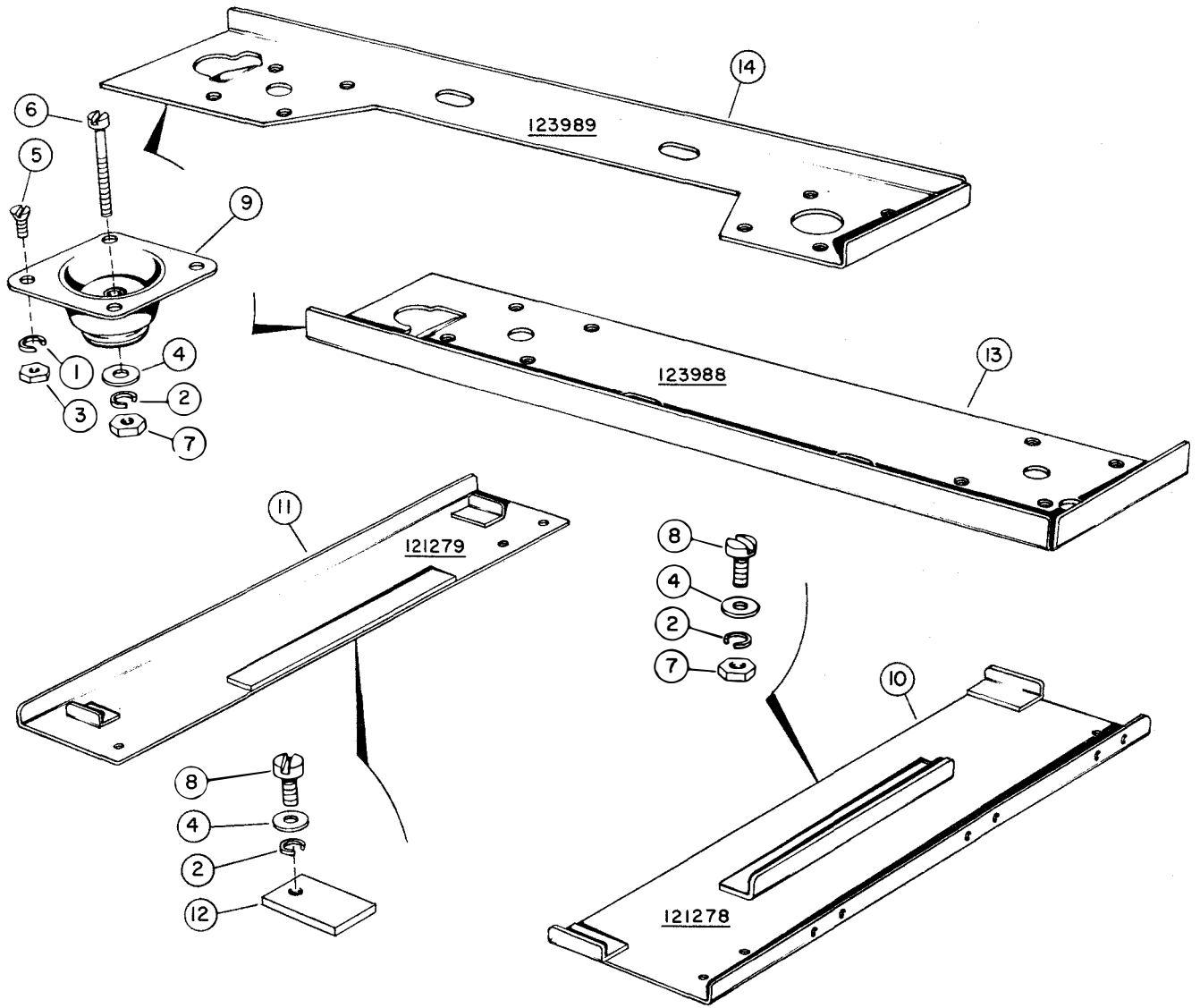
- 6. 117741 SLIDE, LEFT
- 7. 117742 SLIDE, RIGHT
- 8. 117811 PANEL, SIDE-LEFT
- 9. 117812 PANEL, SIDE-RIGHT
- 10. 117824 SHIM (.016")
- 11. 3438 WASHER, FLAT
- 12. 95841 SCREW
- 13. 136890 STOP, TRAY-RIGHT
- 14. 136953 STOP, TRAY-LEFT

SLIDING TRAY MECHANISM



ARRANGEMENT	1	2	3
	RØD, RELEASE	ARM, LATCH	SCREW
A TOP, 2 ND , 3 RD AND 4 TH LEVELS	138192	117809	1069
B TOP, 2 ND AND 3 RD LEVELS	138192	117809	1069
C TOP LEVEL	117807	117809	1069
2 ND LEVEL	124010	124011	82730

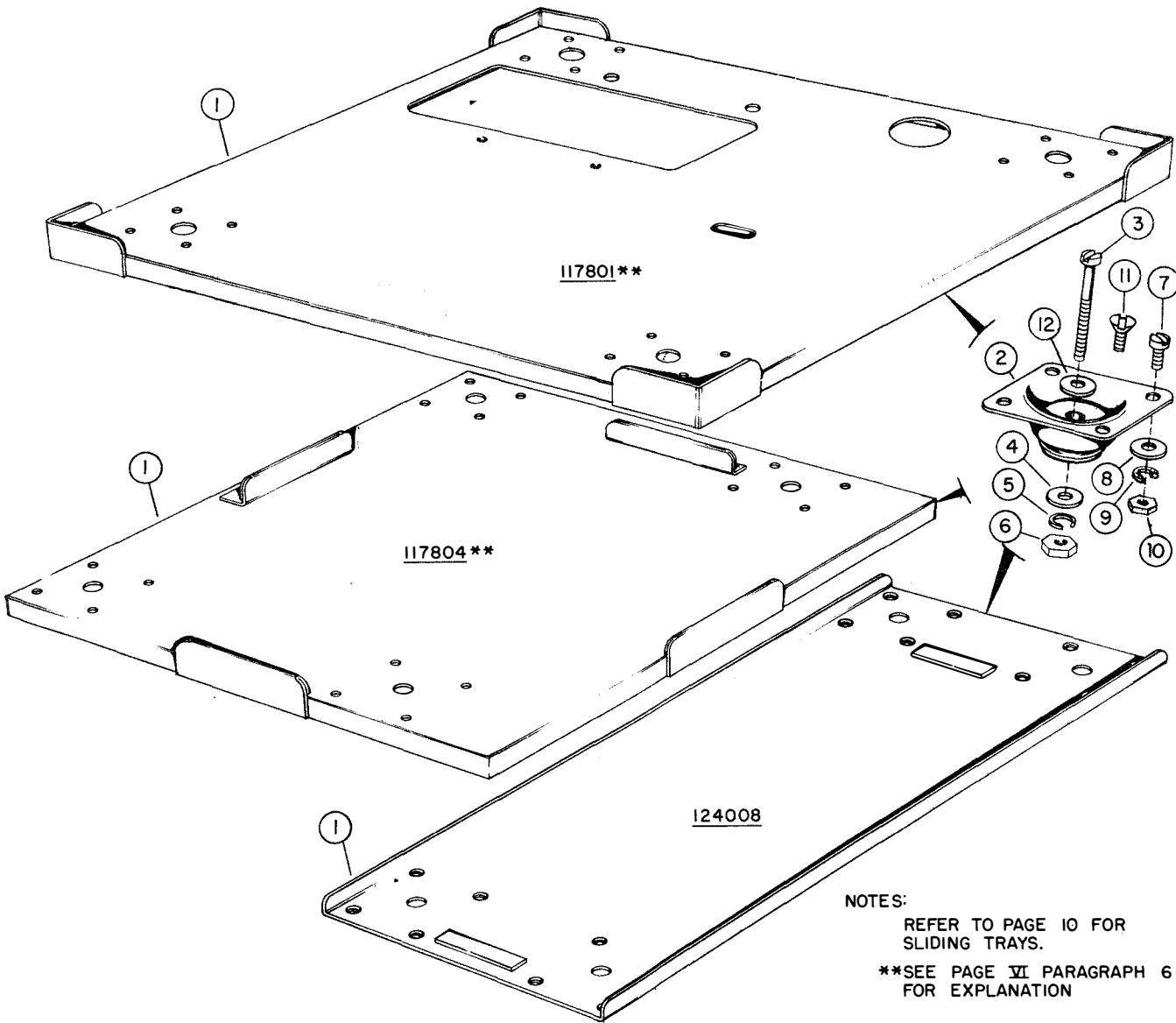
SLIDING TRAY LOCKING MECHANISM



- | | | | | | |
|---|-------|--------------|----|--------|-----------------------|
| 1 | 2191 | WASHER, LOCK | 8 | 107215 | SCREW |
| 2 | 2449 | WASHER, LOCK | 9 | 114589 | MOUNTS, VIBRATION |
| 3 | 3598 | NUT | 10 | 121278 | PLATE, MOUNTING—FRONT |
| 4 | 71858 | WASHER, FLAT | 11 | 121279 | PLATE, MOUNTING—REAR |
| 5 | 82702 | SCREW | 12 | 121281 | PLATE, CLAMP |
| 6 | 83703 | SCREW | 13 | 123988 | PLATE, MOUNTING—LEFT |
| 7 | 94201 | NUT | 14 | 123989 | PLATE, MOUNTING—RIGHT |

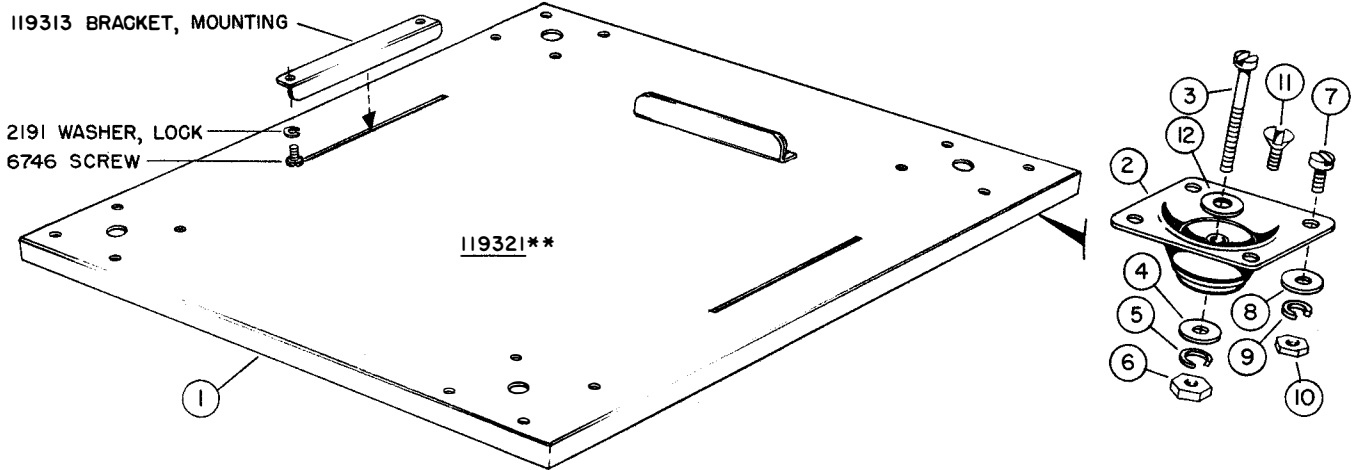
MOUNTING PLATES

1155B



ARRANGE- MENT	1	2	3	4	5	6	7	8	9	10	11	12
	PLATE, MOUNTING	MOUNTS, VIBRATION	SCREW	WASHER, FLAT	WASHER, LOCK	NUT	SCREW	WASHER, FLAT	WASHER, LOCK	NUT	SCREW	WASHER, FLAT
A	117801**	117769	86458	71858	2449	94201	1038	—	2191	3598	—	—
B	117804**	114589	73776	84579	2669	112626	8543	—	2191	3598	—	3438
C	124008	114589	1245	—	2669	—	—	7002	2191	3598	82702	3438

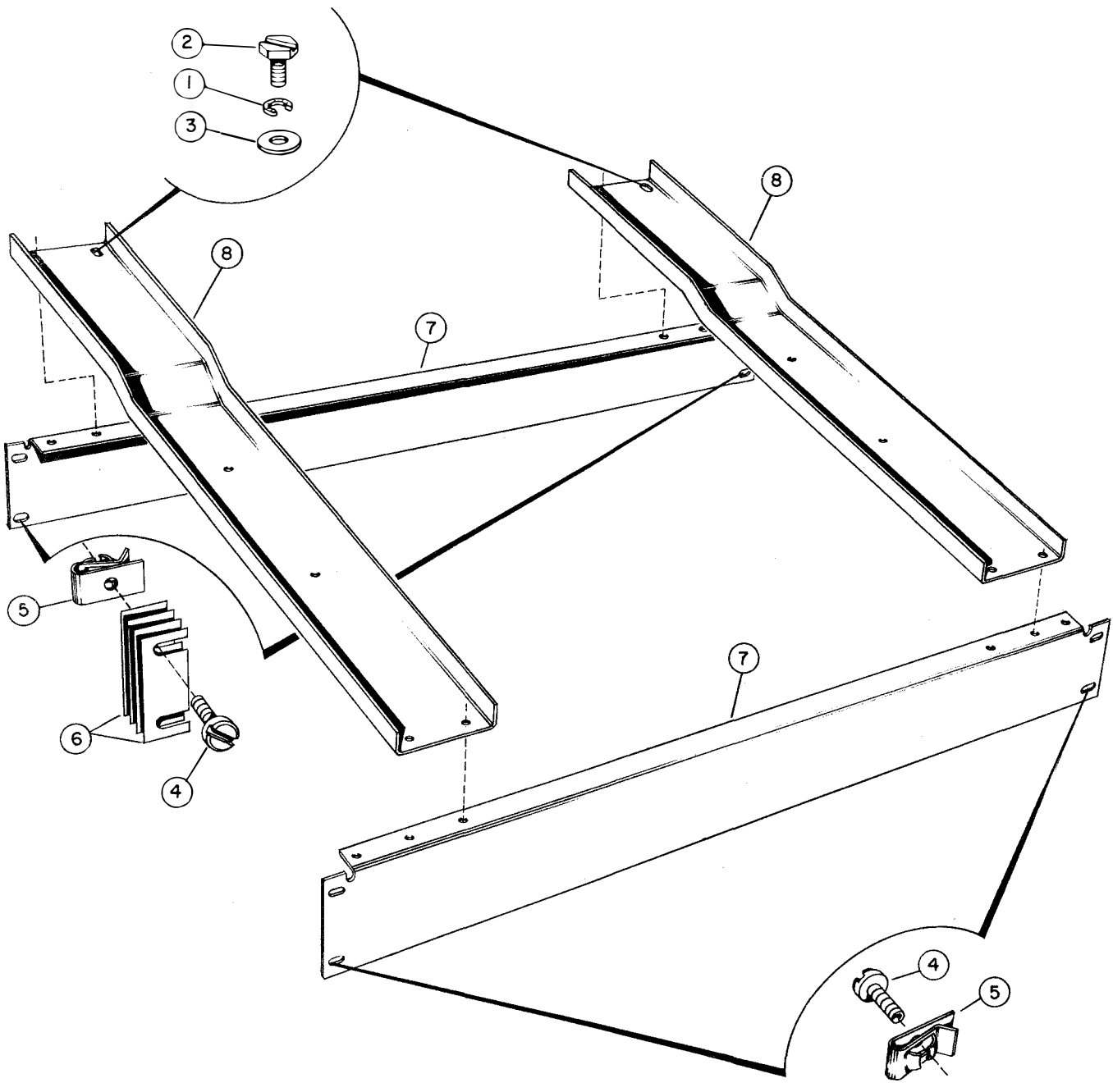
MOUNTING PLATES



NOTE:
 REFER TO PAGE 10 FOR
 SLIDING TRAYS.
 **SEE PAGE VI PARAGRAPH 6
 FOR EXPLANATION.

ARRANGE- MENT	1 PLATE, MOUNTING	2 MOUNTS, VIBRATION	3 SCREW	4 WASHER, FLAT	5 WASHER, LOCK	6 NUT	7 SCREW	8 WASHER, FLAT	9 WASHER, LOCK	10 NUT	11 SCREW	12 WASHER, FLAT
D	119321**	114589	83703	71858	2449	94201	8543	—	2191	3598	—	92138
E	119321**	114589	73776	84579	2669	112626	8543	—	2191	3598	—	—

MOUNTING PLATES

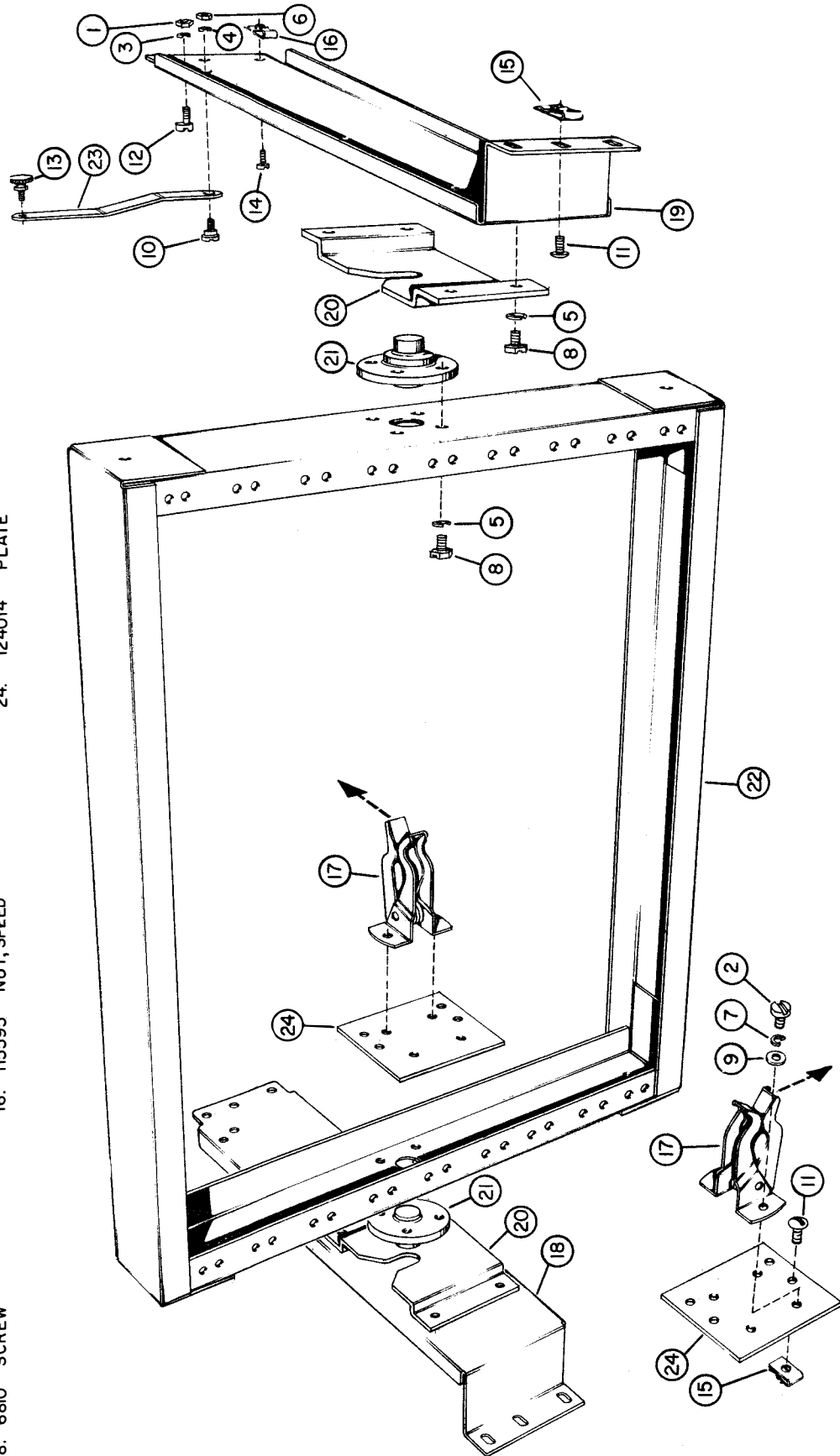


- | | | | |
|-----------|--------------|-------------|-------------------|
| 1. 2191 | WASHER, LOCK | 5. 115595 | NUT, SPEED |
| 2. 6746 | SCREW | 6. 117824 | SHIM (.016") |
| 3. 7002 | WASHER, FLAT | 7. 124006** | BRACKET, MOUNTING |
| 4. 103081 | SCREW | 8. 124007** | CHANNEL |

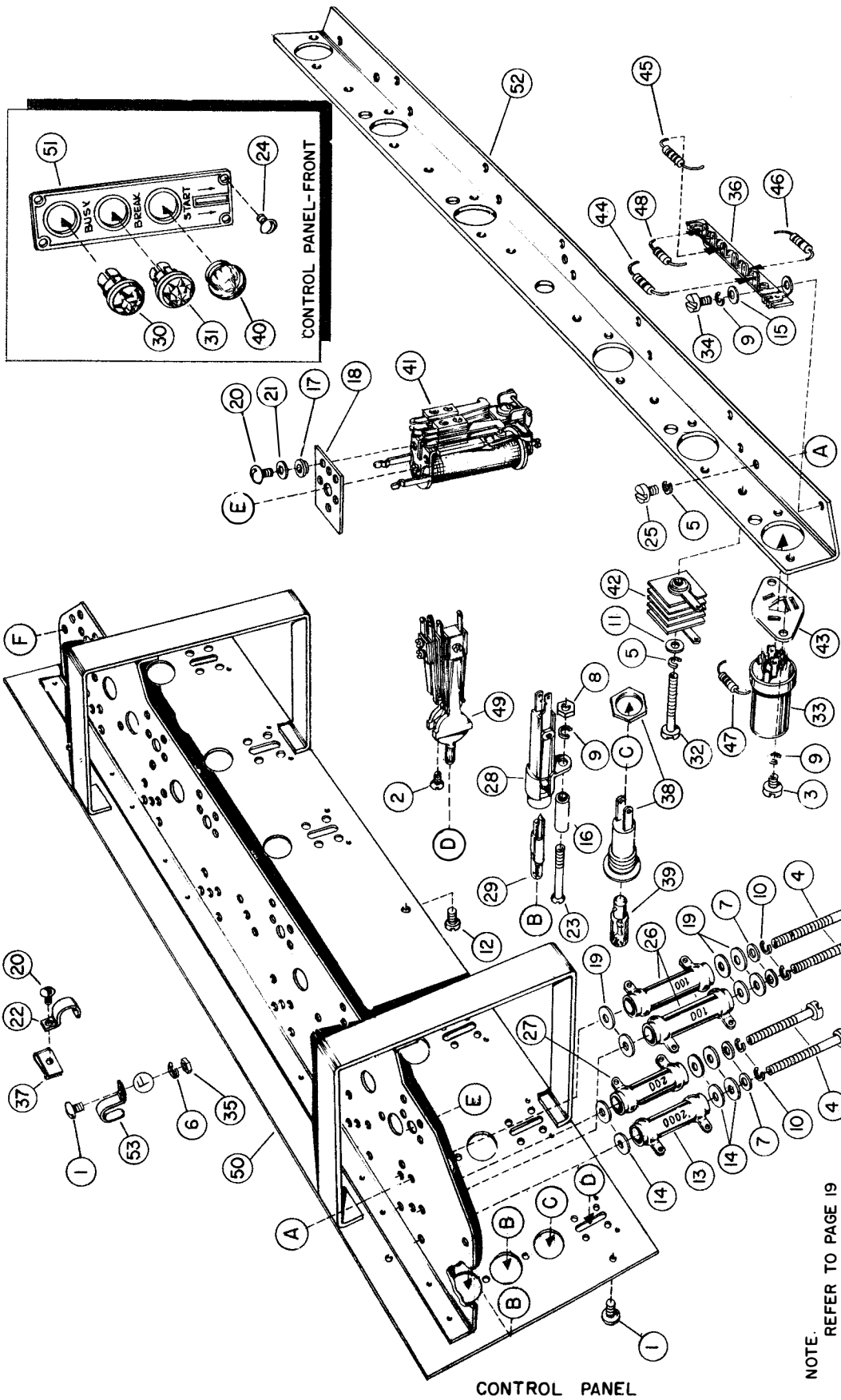
**SEE PAGE VI PARAGRAPH 6 FOR EXPLANATION.

CHANNELS AND MOUNTING BRACKETS

- | | | | | | |
|---------|--------------|------------|------------------|------------|----------------------|
| 1. 1036 | NUT | 9. 44048 | WASHER, FLAT | 17. 123969 | HOLDER, CABLE |
| 2. 1298 | SCREW | 10. 74076 | SCREW, SHOULDER | 18. 123981 | BRACKET, MTG. -LEFT |
| 3. 2191 | WASHER, LOCK | 11. 83496 | SCREW | 19. 123982 | BRACKET, MTG. -RIGHT |
| 4. 2449 | WASHER, LOCK | 12. 90513 | SCREW, ECCENTRIC | 20. 123983 | BRACKET, PIVOT |
| 5. 2669 | WASHER, LOCK | 13. 98340 | SCREW, THUMB | 21. 123984 | PIVOT |
| 6. 3595 | NUT | 14. 103081 | SCREW | 22. 123986 | FRAME, RELAY |
| 7. 3646 | WASHER, LOCK | 15. 115594 | NUT, SPEED | 23. 123987 | STRAP |
| 8. 6810 | SCREW | 16. 115595 | NUT, SPEED | 24. 124014 | PLATE |



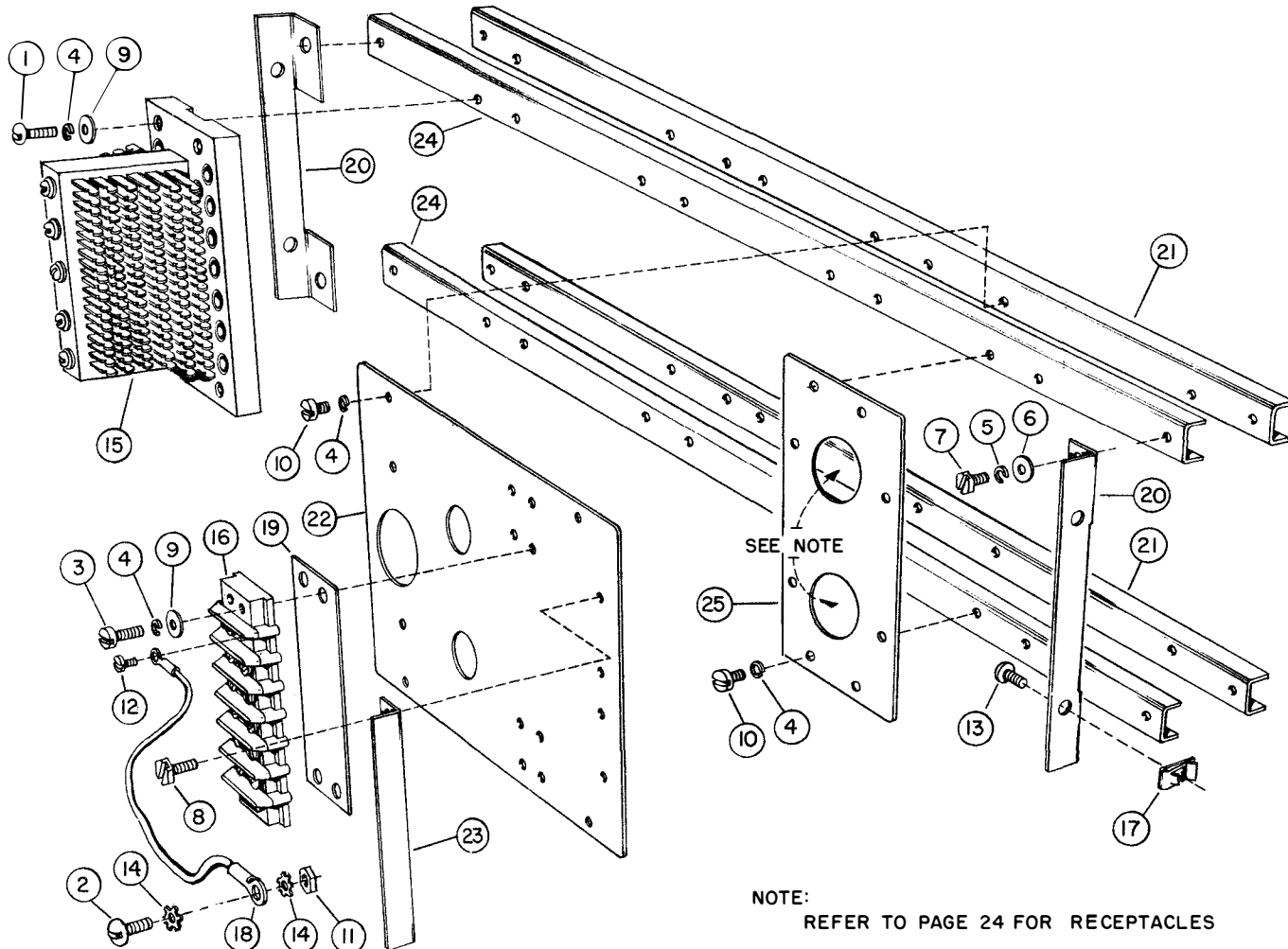
RELAY FRAME AND CABLE HOLDER PARTS



- | | | |
|-----|--------|--------------------------|
| 1. | 1043 | SCREW |
| 2. | 1129 | SCREW |
| 3. | 1162 | SCREW |
| 4. | 1297 | SCREW |
| 5. | 2191 | WASHER, LOCK |
| 6. | 2669 | WASHER, LOCK |
| 7. | 3438 | WASHER, FLAT |
| 8. | 3599 | NUT |
| 9. | 3640 | WASHER, LOCK |
| 10. | 3646 | WASHER, LOCK |
| 11. | 7002 | WASHER |
| 12. | 8543 | SCREW, FLAT |
| 13. | 74615 | RESISTOR (2000 OHMS) |
| 14. | 75750 | WASHER, FIBER |
| 15. | 76461 | WASHER, FLAT |
| 16. | 77879 | BUSHING, GUIDE |
| 17. | 79012 | INSULATOR |
| 18. | 79967 | INSULATOR |
| 19. | 83355 | WASHER-FIBER |
| 20. | 83496 | SCREW |
| 21. | 83497 | WASHER, FLAT |
| 22. | 84021 | CLAMP, CABLE |
| 23. | 87329 | SCREW |
| 24. | 87638 | SCREW |
| 25. | 93141 | SCREW |
| 26. | 93536 | SCREW |
| 27. | 93711 | RESISTOR (100 OHMS) |
| 28. | 94280 | JACK, LAMP |
| 29. | 94281 | LAMP |
| 30. | 94282 | GAP, LAMP (RED) |
| 31. | 94283 | GAP, LAMP (GREEN) |
| 32. | 94624 | SCREW |
| 33. | 104813 | CAPACITOR |
| 34. | 110434 | SCREW |
| 35. | 112626 | NUT |
| 36. | 113813 | STRIP, TERMINAL |
| 37. | 115594 | NUT, SPEED |
| 38. | 116596 | SOCKET, LAMP |
| 39. | 116599 | LAMP |
| 40. | 117721 | GAP, LAMP (CLEAR) |
| 41. | 117722 | RELAY (5000 OHMS) |
| 42. | 117723 | RECTIFIER |
| 43. | 117728 | RING, MOUNTING |
| 44. | 117729 | RESISTOR (2700 OHMS) |
| 45. | 117731 | RESISTOR (33,000 OHMS) |
| 46. | 117732 | RESISTOR (10,000 OHMS) |
| 47. | 117734 | RESISTOR (470,000 OHMS) |
| 48. | 117735 | RESISTOR (20,000 OHMS) |
| 49. | 117736 | KEY |
| 50. | 117880 | PANEL, SENDING W/CHASSIS |
| 51. | 117881 | PLATE, INSTRUCTION |
| 52. | 117882 | BRACKET |
| 53. | 117897 | CLAMP, CABLE |

NOTE.
REFER TO PAGE 19
FOR MOUNTING PARTS.

CONTROL PANEL

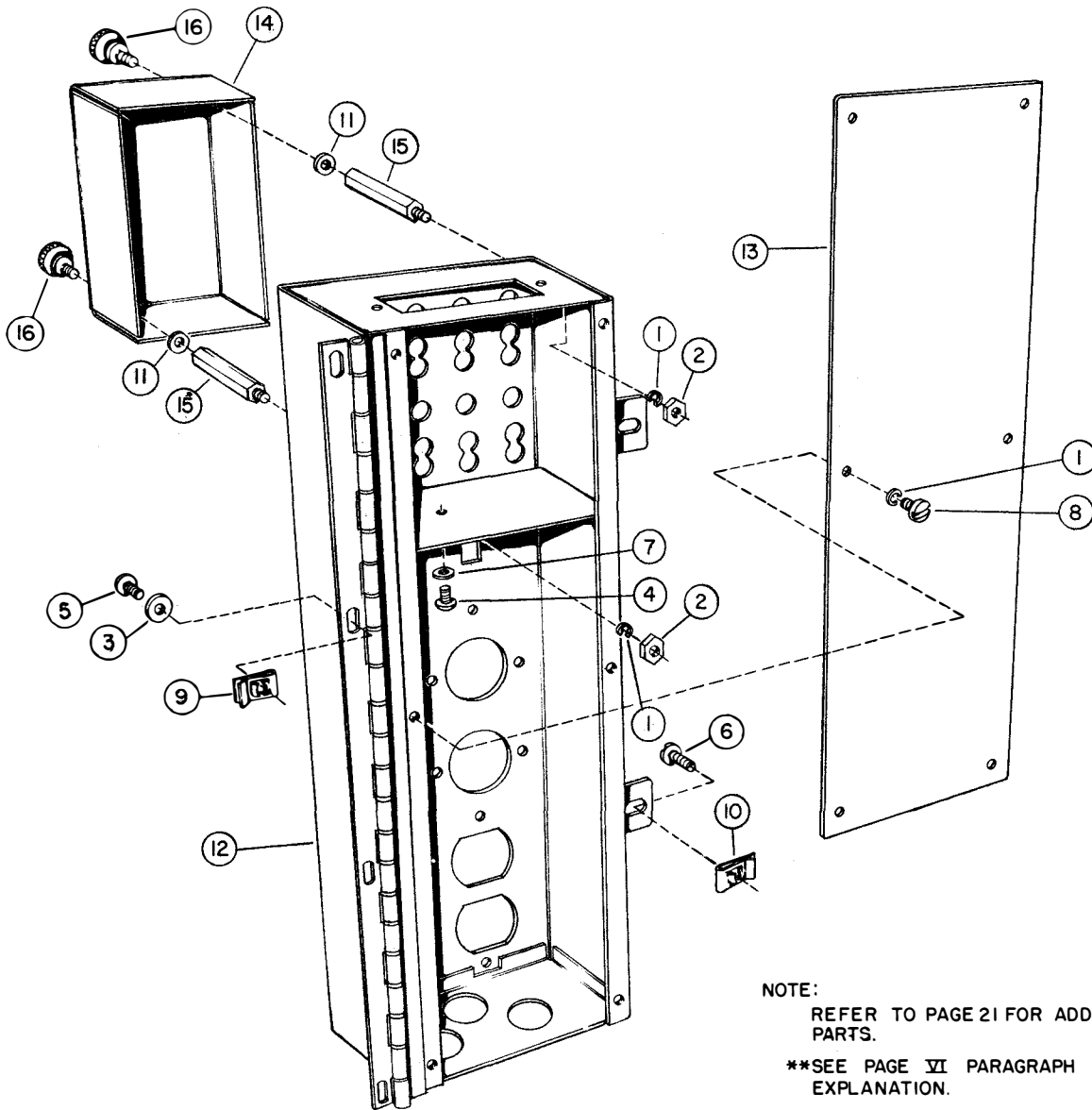


NOTE:
REFER TO PAGE 24 FOR RECEPTACLES

- | | | |
|----------------------|----------------------------|----------------------------|
| 1. 1179 SCREW | 10. 8543 SCREW | 19. 117367 INSULATOR |
| 2. 1253 SCREW | 11. 49514 NUT | 20. 117910 BRACKET |
| 3. 1272 SCREW | 12. 58221 SCREW | 21. 117911 STRIP, MOUNTING |
| 4. 2191 WASHER, LOCK | 13. 83496 SCREW | 22. 118092 PLATE, MOUNTING |
| 5. 2669 WASHER, LOCK | 14. 92527 WASHER, LOCK | 23. 118094 CLAMP, CABLE |
| 6. 3438 WASHER, FLAT | 15. 102596 BLOCK, TERMINAL | 24. 119312 STRIP, MOUNTING |
| 7. 6810 SCREW | 16. 103241 STRIP, TERMINAL | 25. 119317 PLATE, MOUNTING |
| 8. 6811 SCREW | 17. 115594 NUT, SPEED | |
| 9. 7002 WASHER, FLAT | 18. 117366 STRAP | |

ARRANGEMENT	STRIP, MOUNTING	PLATE, MOUNTING	STRIP, TERMINAL	INSULATOR	STRAP	CLAMP, CABLE	PLATE, MOUNTING	BLOCK, TERMINAL
A	117911	118092	103241	117367	117366	118094	—	102596
B	119312	—	—	—	—	—	119317	—
C	117911	118092	103241	117367	—	118094	—	102596

ELECTRICAL COMPONENTS

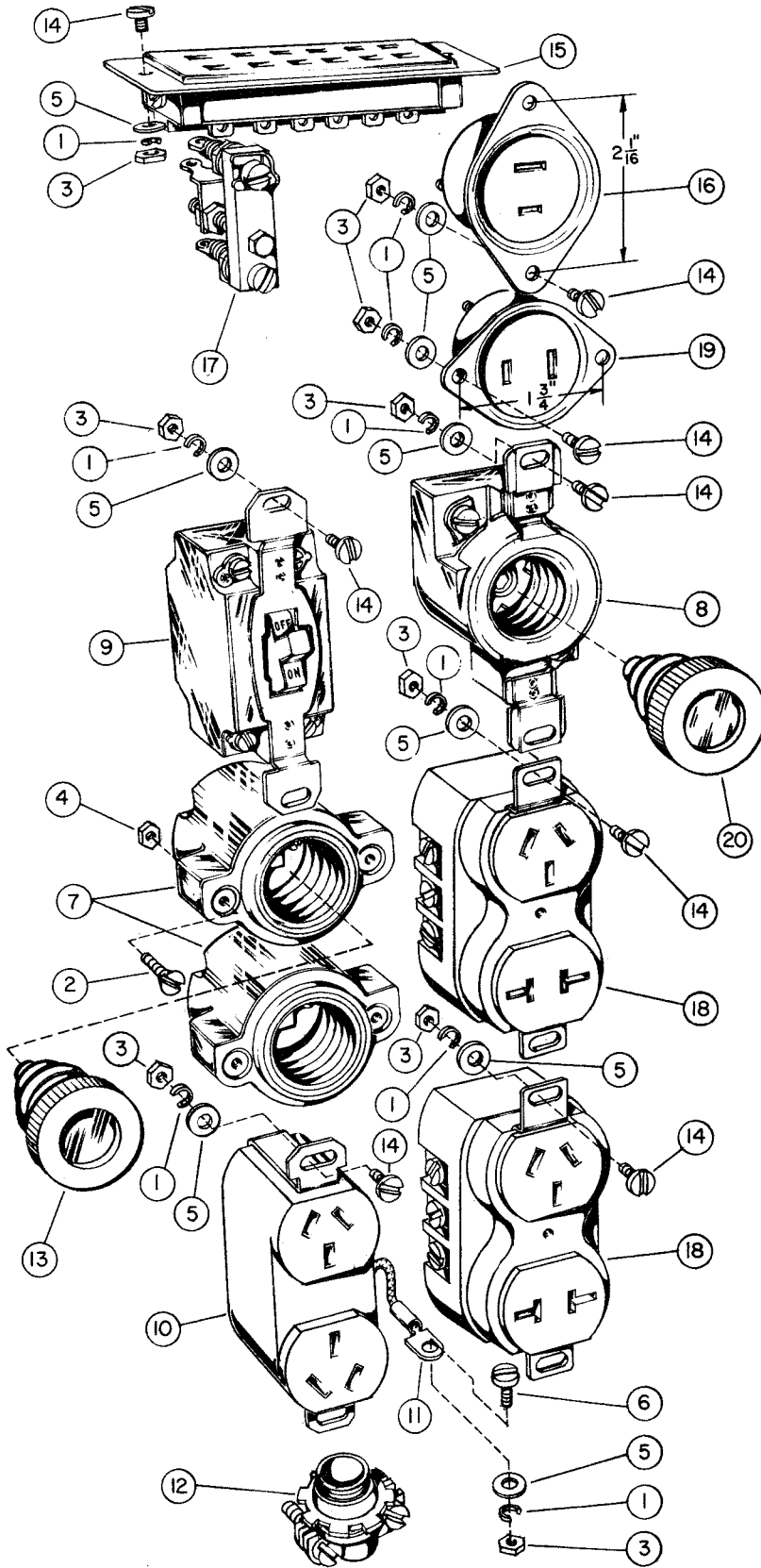


NOTE:
REFER TO PAGE 21 FOR ADDITIONAL
PARTS.

**SEE PAGE VI PARAGRAPH 6 FOR
EXPLANATION.

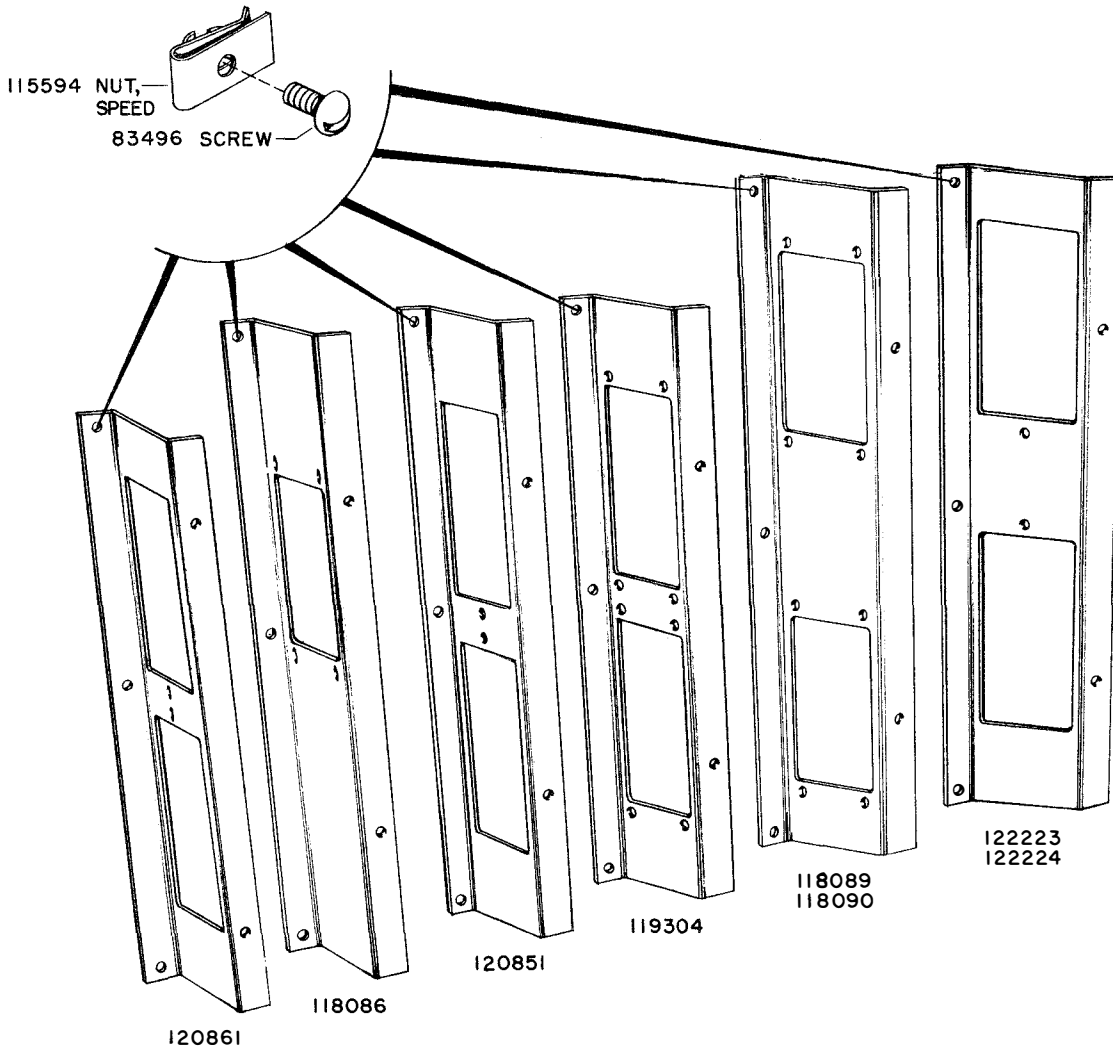
- | | | | |
|----|---------------------|-----|----------------------------------|
| 1. | 2191 WASHER, LOCK | 9. | 115594 NUT, SPEED |
| 2. | 3598 NUT | 10. | 115595 NUT, SPEED |
| 3. | 71858 WASHER, FLAT | 11. | 119650 WASHER, FLAT |
| 4. | 81843 SCREW | 12. | 124001** BOX, ELECTRICAL SERVICE |
| 5. | 83496 SCREW | 13. | 124002** COVER |
| 6. | 103081 SCREW | 14. | 124029** GUARD |
| 7. | 108103 WASHER, FLAT | 15. | 124217 POST |
| 8. | 111017 SCREW | 16. | 124501 SCREW, THUMB |

ELECTRICAL SERVICE BOX ASSEMBLY



1. 2191 WASHER, LOCK
2. 1284 SCREW
3. 3598 NUT
4. 5599 NUT
5. 7002 WASHER, FLAT
6. 80444 SCREW
7. 92556 HOLDER, FUSE
8. 95002 HOLDER, FUSE
9. 95007 SWITCH, TOGGLE
10. 102690 RECEPTACLE, DUPLEX (3 WIRE)
11. 102940 JUMPER
12. 103092 CONNECTOR, GORD
13. 103284 FUSETRON (3 2 AMP)
14. 111017 SCREW
15. 114781 RECEPTACLE
16. 124021 RECEPTACLE, POLARIZED
17. 124023 BLOCK, FUSE
18. 124030 RECEPTACLE, DUPLEX (2 WIRE AND 3 WIRE)
19. 124427 RECEPTACLE, POLARIZED
20. 125725 FUSETRON (15 AMP)

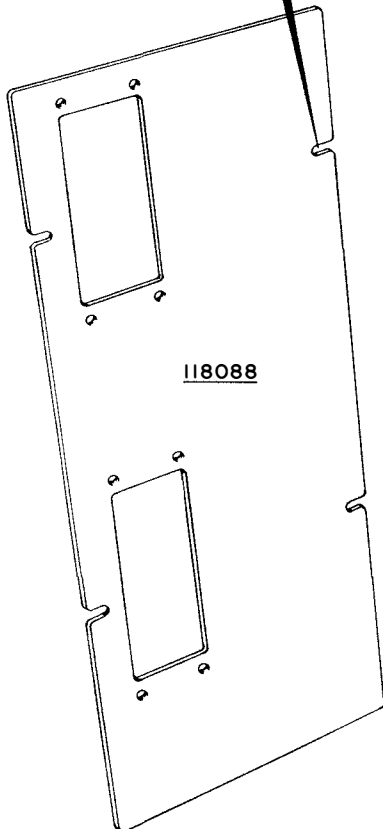
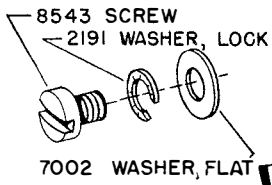
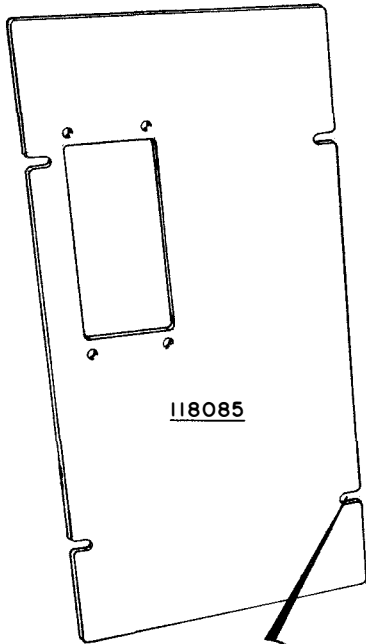
ELECTRICAL COMPONENTS



ARRANGEMENT	FRONT SIDE PLATE	REAR SIDE PLATE
A	TOP LEVEL	118086
	2 ND LEVEL	118086
	3 RD LEVEL	118089
B	TOP LEVEL	119304
	2 ND LEVEL	119304
	3 RD LEVEL	118086
C	TOP LEVEL	120851
	2 ND LEVEL	120851
	3 RD LEVEL	120851
	4 TH LEVEL	120851

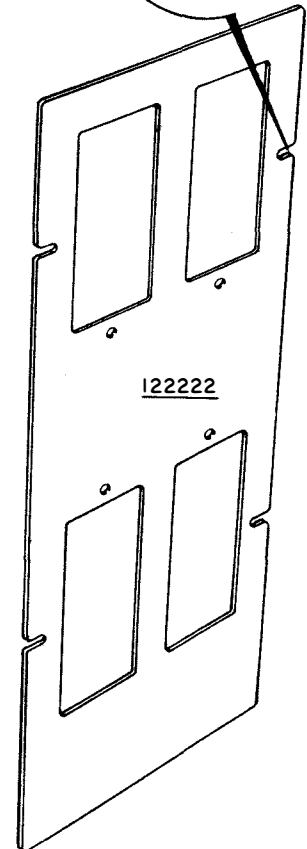
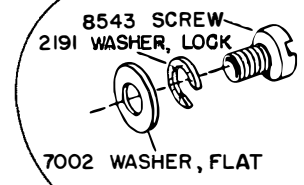
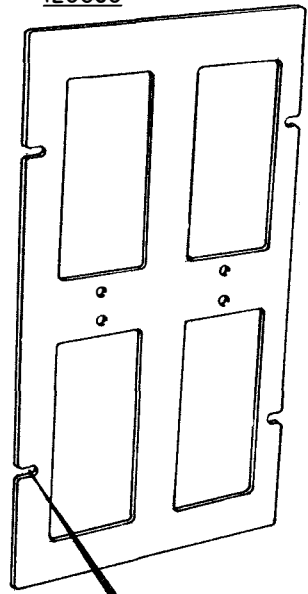
ARRANGEMENT	FRONT SIDE PLATE	REAR SIDE PLATE
D	TOP LEVEL	120861
	2 ND LEVEL	120861
	3 RD LEVEL	120851
	4 TH LEVEL	120851
E	TOP LEVEL	122223
	2 ND LEVEL	122223
	3 RD LEVEL	122224
F	TOP LEVEL	120861
	2 ND LEVEL	120861
	3 RD LEVEL	120851
	4 TH LEVEL	120851

DUCT SIDE PLATES

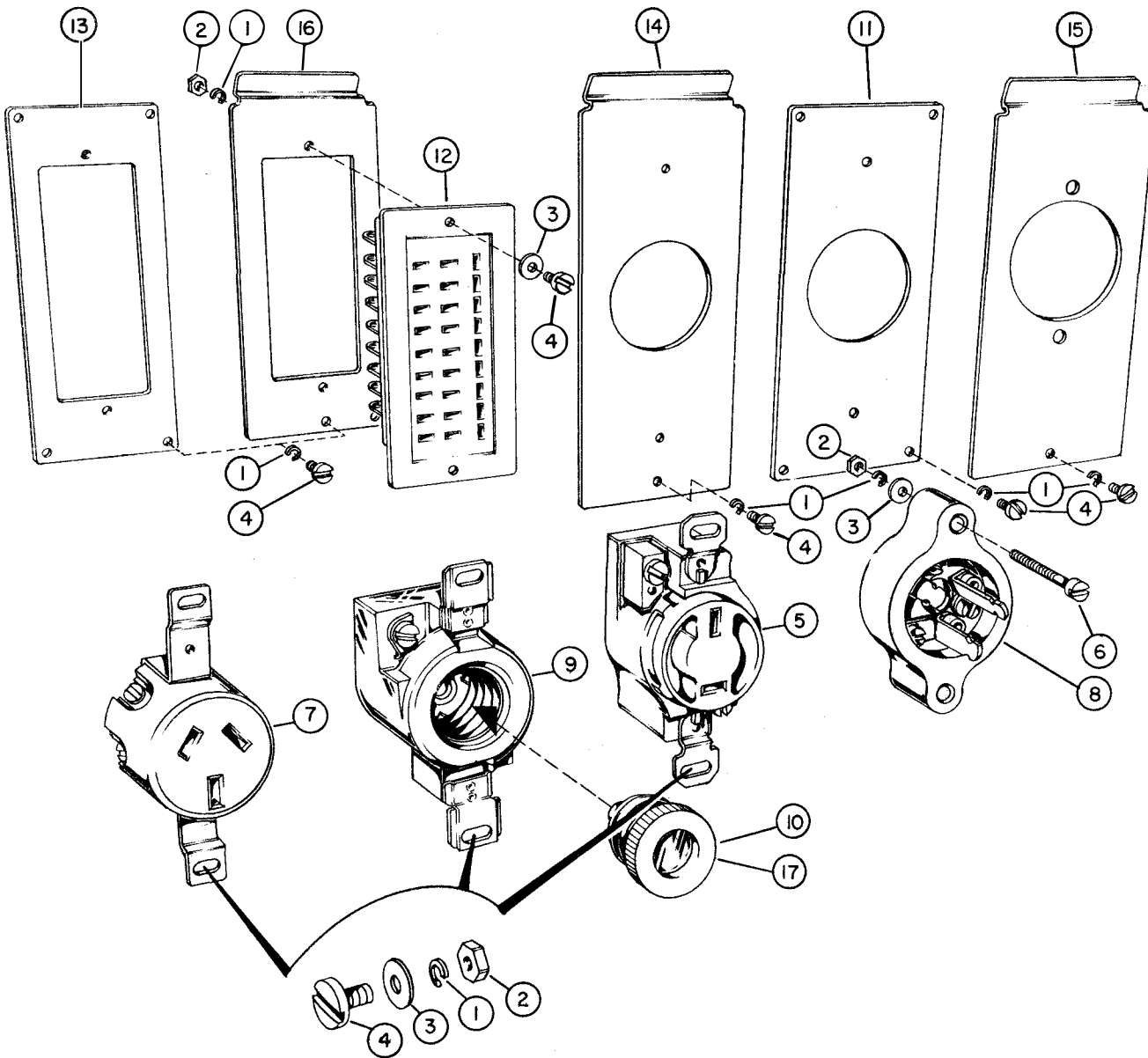


ARRANGEMENT	FRONT PLATE	
A	TOP LEVEL	118085
	2 ND LEVEL	
	3 RD LEVEL	118088
B	TOP LEVEL	118085
	2 ND LEVEL	
	3 RD LEVEL	
C	TOP LEVEL	120850
	2 ND LEVEL	
	3 RD LEVEL	
	4 TH LEVEL	
D	TOP LEVEL	120860
	2 ND LEVEL	120850
	3 RD LEVEL	
	4 TH LEVEL	122222
E	TOP LEVEL	120850
	2 ND LEVEL	
	3 RD LEVEL	
F	TOP LEVEL	120860
	2 ND LEVEL	
	3 RD LEVEL	120850
	4 TH LEVEL	

120850
120860



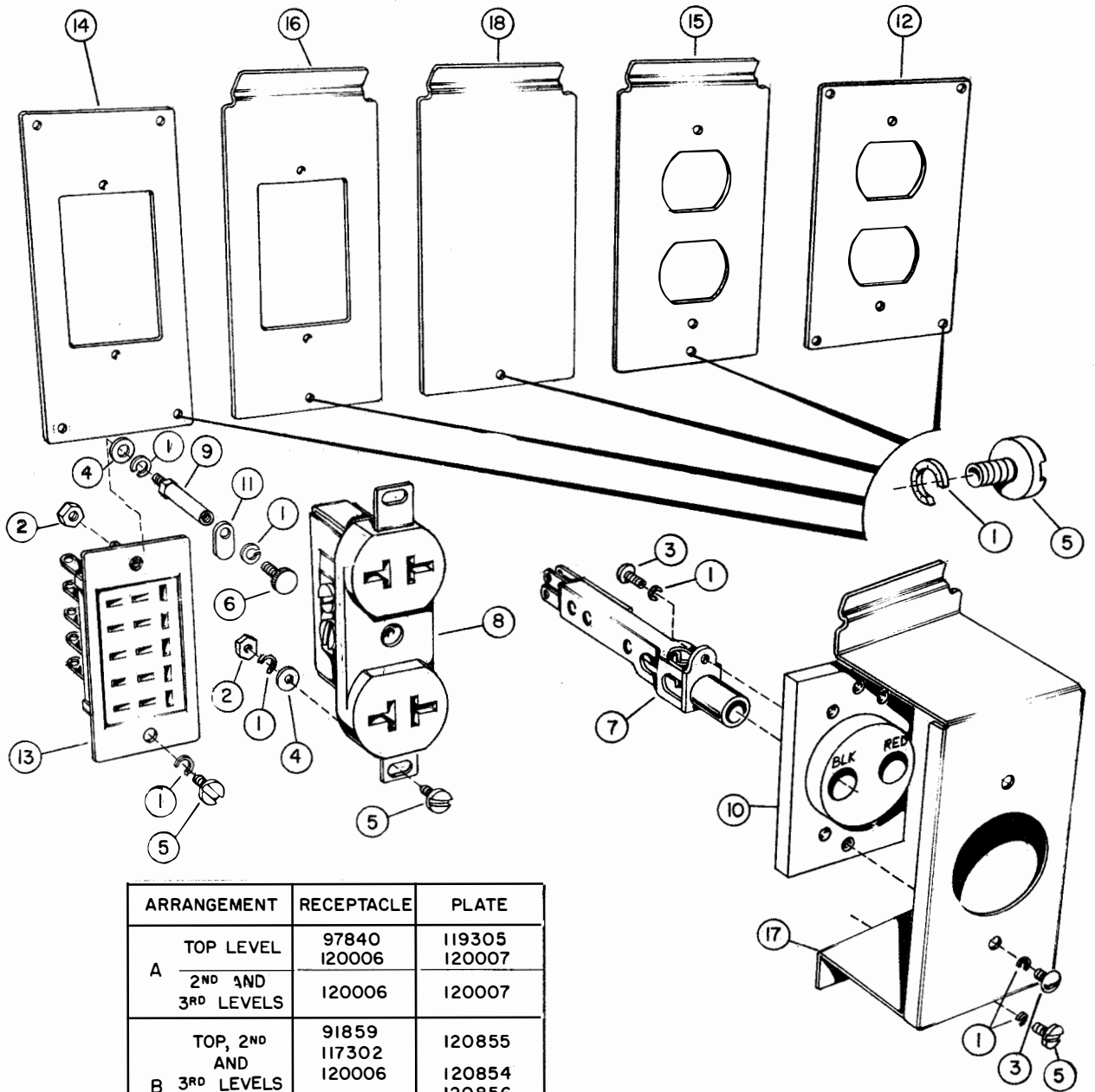
DUCT FRONT PLATES



- | | | |
|---------------------------------|---------------------------------|--|
| 1. 2191 WASHER, LOCK | 6. 75400 SCREW | — 119317 PLATE, MOUNTING
(ILLUSTRATED ON PAGE 19) |
| 2. 3598 NUT | 7. 77348 RECEPTACLE (3 WRE) | 14. 120852 PLATE |
| 3. 7002 WASHER, FLAT | 8. 80542 PLUG, POLARIZED | 15. 120857 PLATE |
| 4. 8543 SCREW | 9. 95002 HOLDER, FUSE | 16. 122212 PLATE |
| 5. 72728 RECEPTACLE , POLARIZED | 10. 103284 FUSETRON (32 AMP.) | 17. 125723 FUSETRON (3 AMP.) |
| | 11. 116019 PLATE | |
| | 12. 117739 RECEPTACLE | |
| | 13. 118087 PLATE | |

ARRANGEMENT	RECEPTACLE	PLATE	
A	TOP, 2 ND AND 3 RD LEVELS	77348 95002 117739	116019 118087
B	CONTROL PANEL	72728 95002	119317
	TOP, 2 ND AND 3 RD LEVELS	72728 77348 95002	116019
	CONTROL PANEL	72728 95002	119317
C	TOP, 2 ND AND 3 RD LEVELS	72728 77348 95002	120852
	CONTROL PANEL	80542 95002	120852

ARRANGEMENT	RECEPTACLE	PLATE	
D	TOP, 2 ND 3 RD , AND 4 TH LEVELS	77348 95002	120852
E	TOP, 2 ND AND 3 RD LEVELS	77348 95002 117739	120852 122212
	CONTROL PANEL	72728 95002	119317
F	TOP, 2 ND AND 3 RD LEVELS	72728 77348 95002	120852
	4 TH LEVEL	77348 95002	



ARRANGEMENT	RECEPTACLE	PLATE
A	TOP LEVEL	97840 120006
	2 ND AND 3 RD LEVELS	120006
B	TOP, 2 ND AND 3 RD LEVELS	91859 117302 120006
	4 TH LEVEL	97840
	TOP AND 3 RD LEVELS	—
C	TOP AND 3 RD LEVELS	—
	2 ND LEVEL	97840
		120855 120854 120856 120853 120856 120856 120853 120856

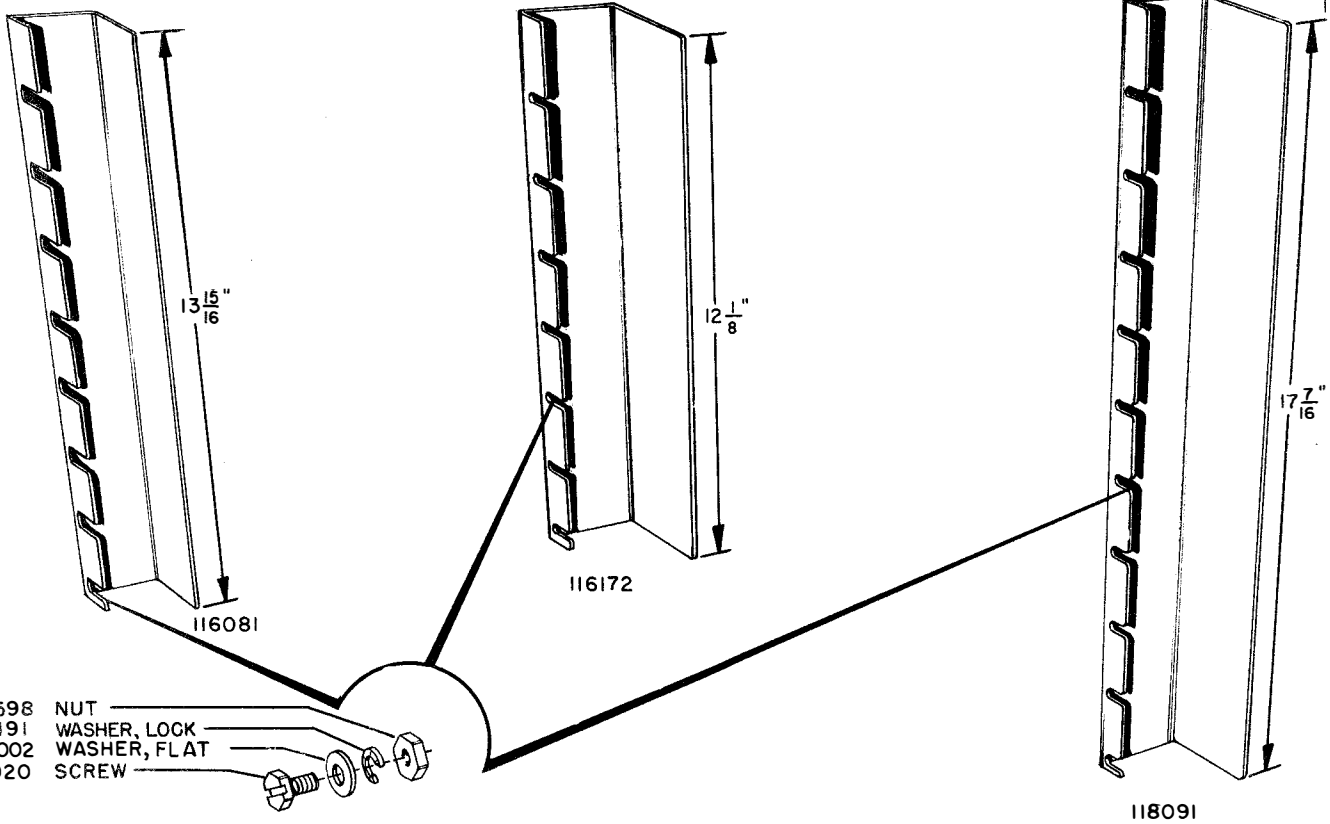
- 1. 2191 WASHER, LOCK
- 2. 3598 NUT
- 3. 6347 SCREW
- 4. 7002 WASHER, FLAT
- 5. 8543 SCREW
- 6. 70593 SCREW, THUMB

- 7. 91859 JACK
- 8. 97840 RECEPTACLE, DUPLEX (2 WIRE)
- 9. 102168 POST
- 10. 117302 MOUNTING, JACK
- 11. 118689 PLATE, CLAMP
- 12. 119305 PLATE

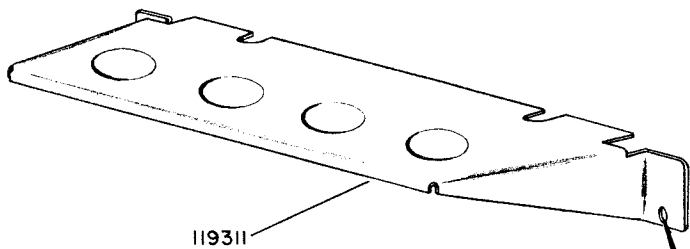
- 13. 120006 RECEPTACLE
- 14. 120007 PLATE
- 15. 120853 PLATE
- 16. 120854 PLATE
- 17. 120855 ADAPTOR
- 18. 120856 PLATE

RECEPTACLES AND MOUNTING PLATES

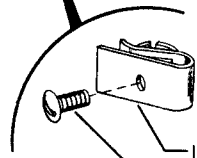
1155B



- 3598 NUT
- 2191 WASHER, LOCK
- 7002 WASHER, FLAT
- 1020 SCREW



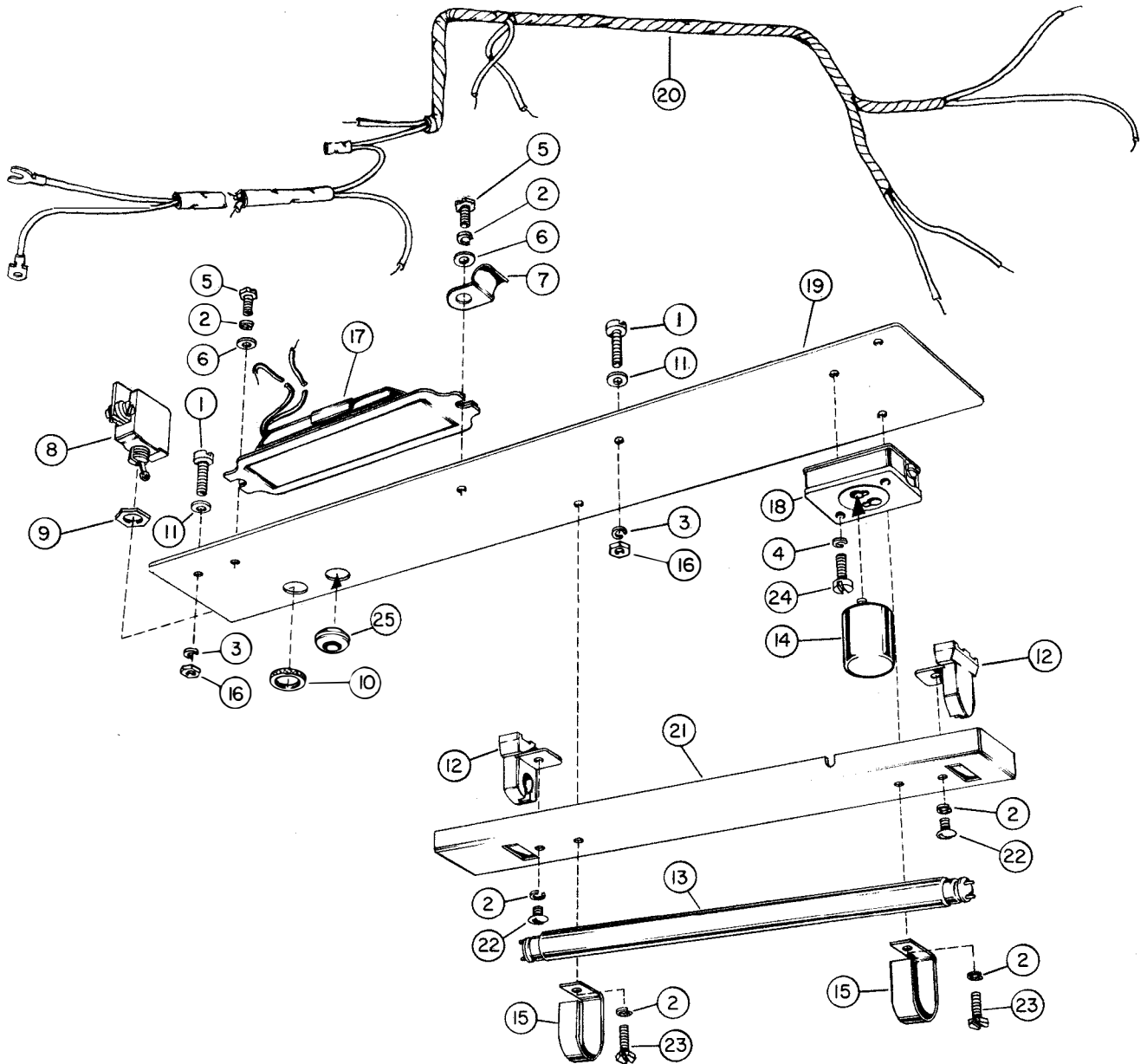
119311



- 115594 NUT, SPEED
- 83496 SCREW

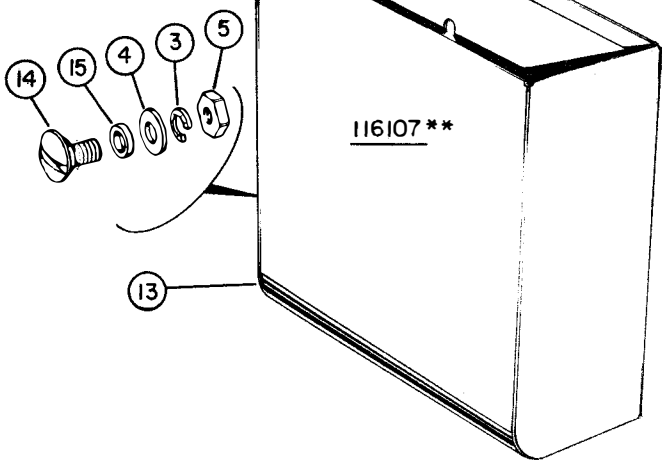
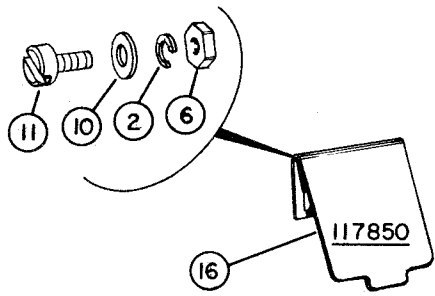
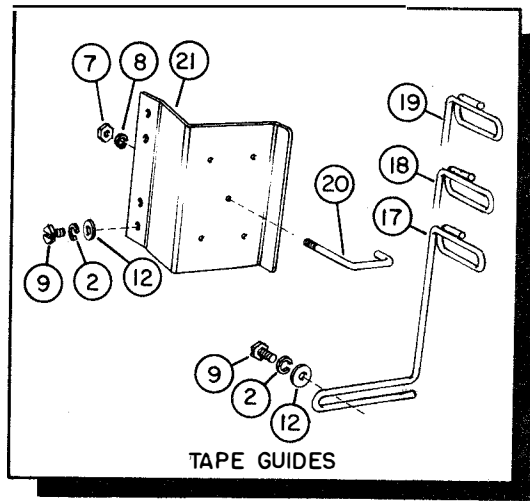
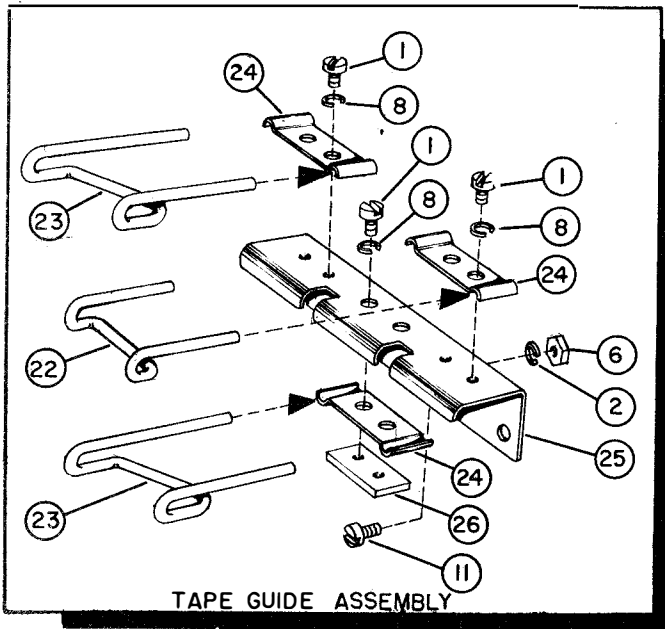
ARRANGEMENT	SEPARATOR BRACKET	POWER INLET BRACKET
A	TOP LEVEL 2 ND LEVEL 3 RD LEVEL	116081 118091
B	TOP LEVEL 2 ND LEVEL 3 RD LEVEL	116081
C	TOP LEVEL 2 ND LEVEL 3 RD LEVEL 4 TH LEVEL	116081
D	TOP LEVEL 2 ND LEVEL 3 RD LEVEL 4 TH LEVEL	116172 116081 118091
E	TOP LEVEL 2 ND LEVEL 3 RD LEVEL 4 TH LEVEL	116081 116172

DUCT SEPARATORS



- | | | |
|-------------------------|------------------------------|----------------------------|
| 1. 1245 SCREW | 10. 91684 NUT, RING | 19. 124016 PLATE, MOUNTING |
| 2. 2191 WASHER, LOCK | 11. 93582 WASHER, FLAT | 20. 124022 CABLE |
| 3. 2669 WASHER, LOCK | 12. 102616 SOCKET | 21. 124215 HOUSING, LAMP |
| 4. 3640 WASHER, LOCK | 13. 102617 LAMP, FLUORESCENT | 22. 125179 SCREW |
| 5. 6746 SCREW | 14. 102620 STARTER | 23. 151642 SCREW |
| 6. 76461 WASHER, FLAT | 15. 103389 GUARD, LAMP | 24. 151689 SCREW |
| 7. 78430 CLAMP, CABLE | 16. 112626 NUT | 25. 151939 GROMMET |
| 8. 90813 SWITCH, TOGGLE | 17. 118118 BALLAST | |
| 9. 91683 NUT | 18. 118119 SOCKET, STARTER | |

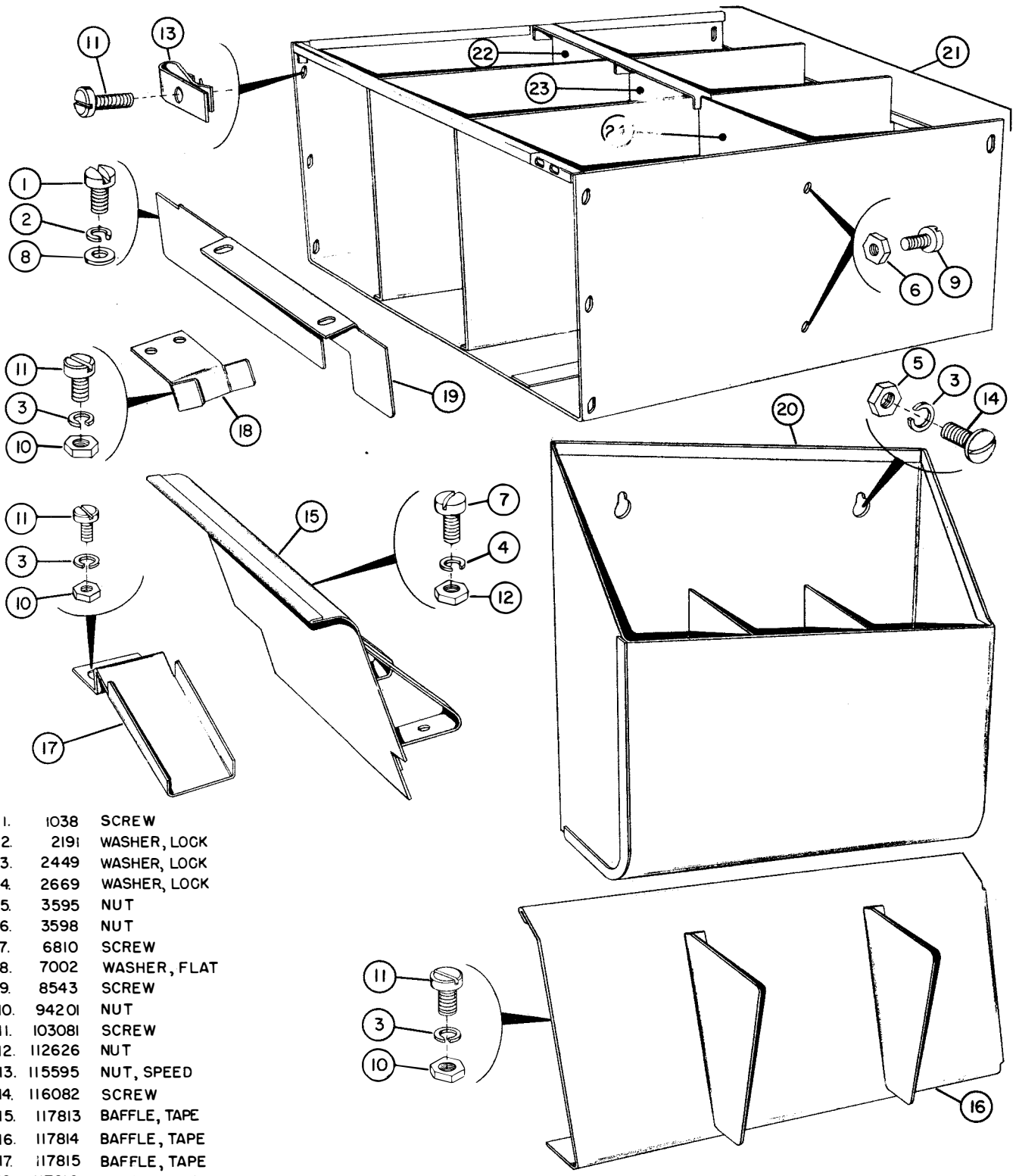
FLUORESCENT LAMP AND ASSOCIATED PARTS



- | | | |
|----------------------|----------------------------|--------------------------------|
| 1. 1162 SCREW | 10. 7002 WASHER, FLAT | 19. 121277 TWISTER, TAPE |
| 2. 2191 WASHER, LOCK | 11. 8543 SCREW | 20. 121282 GUIDE, TAPE |
| 3. 2449 WASHER, LOCK | 12. 76099 WASHER, FLAT | 21. 121283 BRACKET, TAPE GUIDE |
| 4. 2846 WASHER, FLAT | 13. 116107** BIN, TAPE | 22. 124052 GUIDE, TAPE |
| 5. 3595 NUT | 14. 116082 SCREW, SHOULDER | 23. 124053 GUIDE, TAPE |
| 6. 3598 NUT | 15. 116132 SPACER | 24. 124054 CLAMP |
| 7. 3599 NUT | 16. 117850 BAFFLE, TAPE | 25. 124102 BRACKET |
| 8. 3640 WASHER, LOCK | 17. 121275 TWISTER, TAPE | 26. 124142 PLATE |
| 9. 6746 SCREW | 18. 121276 TWISTER, TAPE | |

**SEE PAGE VI PARAGRAPH 6 FOR EXPLANATION.

TAPE GUIDE AND STORAGE EQUIPMENT



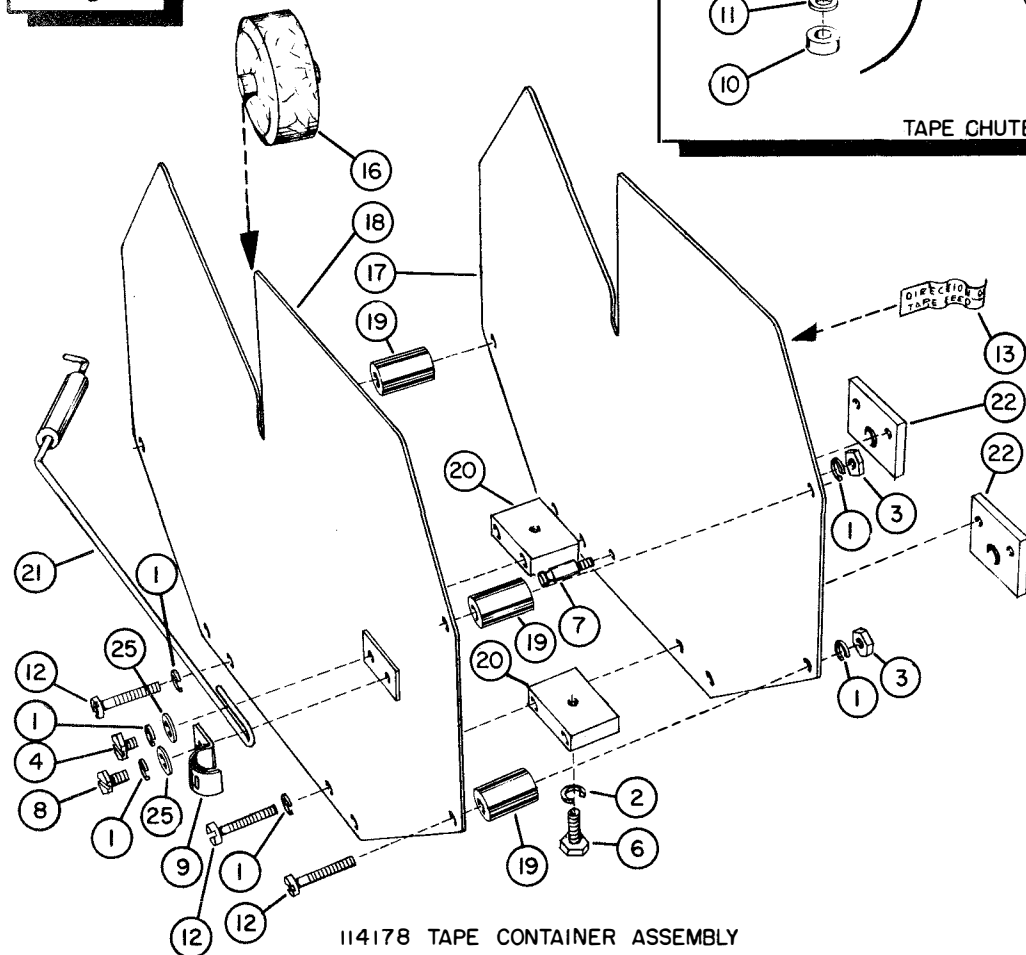
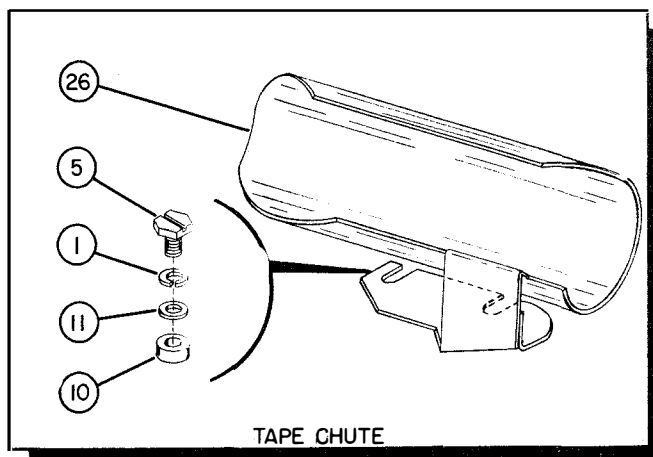
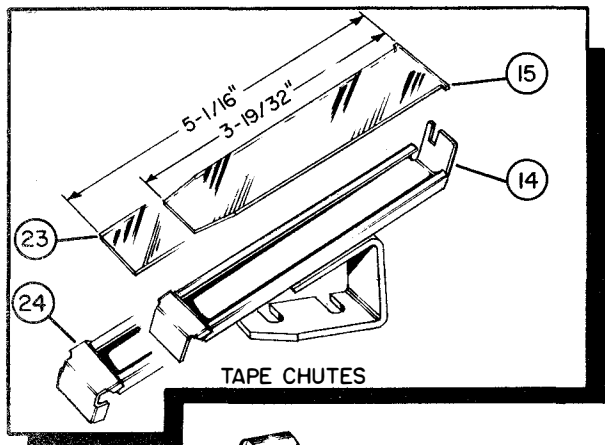
- 1. 1038 SCREW
- 2. 2191 WASHER, LOCK
- 3. 2449 WASHER, LOCK
- 4. 2669 WASHER, LOCK
- 5. 3595 NUT
- 6. 3598 NUT
- 7. 6810 SCREW
- 8. 7002 WASHER, FLAT
- 9. 8543 SCREW
- 10. 94201 NUT
- 11. 103081 SCREW
- 12. 112626 NUT
- 13. 115595 NUT, SPEED
- 14. 116082 SCREW
- 15. 117813 BAFFLE, TAPE
- 16. 117814 BAFFLE, TAPE
- 17. 117815 BAFFLE, TAPE
- 18. 117816 BAFFLE, TAPE
- 19. 118400 BAFFLE, TAPE
- 20. 118542** BIN, TAPE

- 21. 119300** BIN, TAPE (3 COMPARTMENT)
- 22. 119301 SEPARATOR, BIN

- 23. 119302 SEPARATOR, BIN
- 24. 119303 SEPARATOR, BIN

** SEE PAGE VI PARAGRAPH 6 FOR EXPLANATION.

TAPE GUIDE AND STORAGE EQUIPMENT

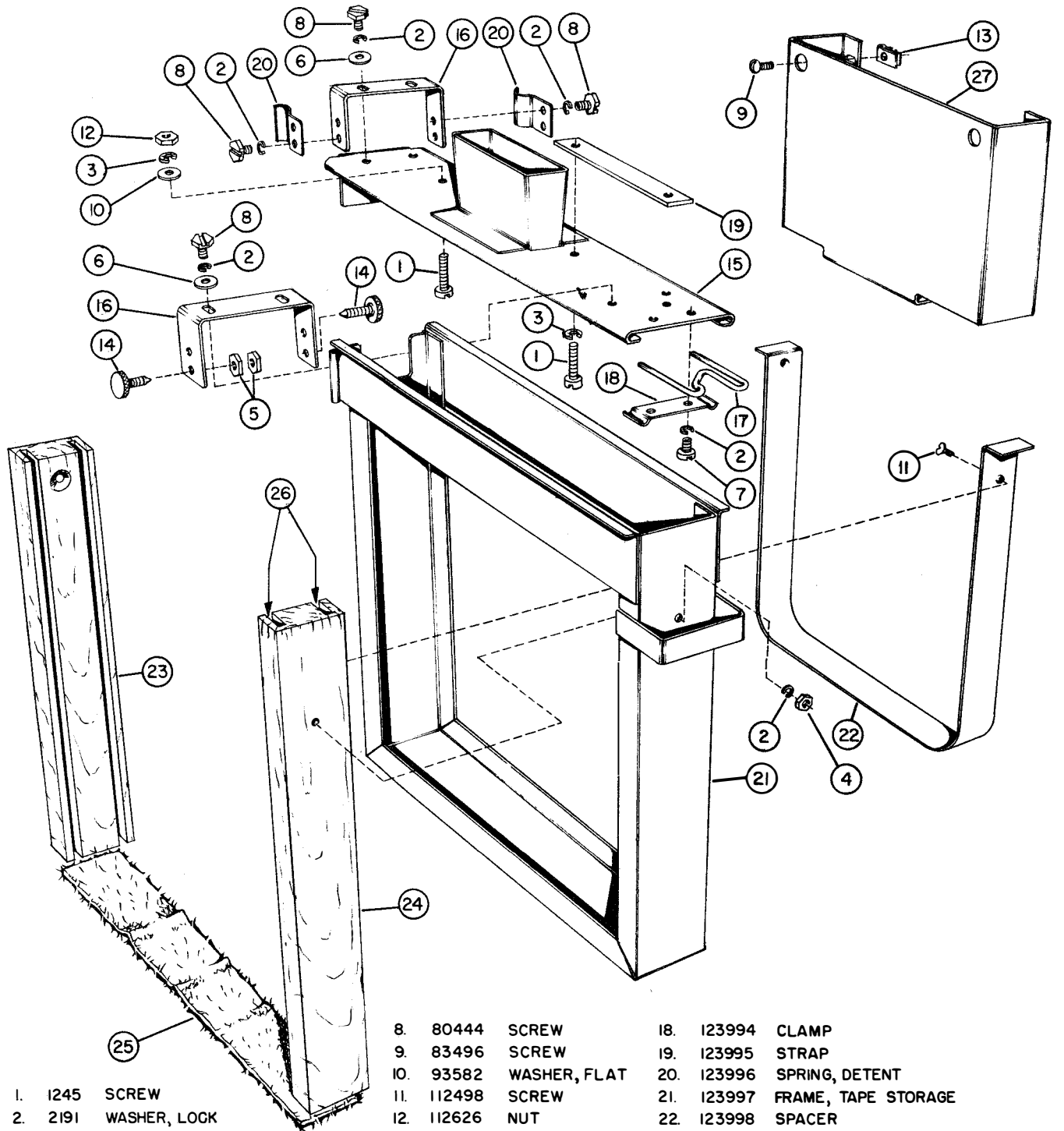


- 1. 2191 WASHER, LOCK
- 2. 2669 WASHER, LOCK
- 3. 3606 NUT
- 4. 6746 SCREW
- 5. 8539 SCREW
- 6. 74014 SCREW
- 7. 78044 POST, SPRING
- 8. 80342 SCREW
- 9. 84015 CLAMP, CABLE

- 10. 90421 SPACER
- 11. 92687 WASHER, FLAT
- 12. 94624 SCREW
- 13. 95103 DECAL
- 14. 105602 CHUTE, TAPE
- 15. 105644 COVER, TAPE CHUTE
- 16. 111545 FILLER
- 17. 114971 PANEL, SIDE -LEFT
- 18. 114972 PANEL, SIDE -RIGHT

- 19. 114973 SPACER
- 20. 114974 BLOCK
- 21. 114975 TWISTER, TAPE
- 22. 114976 BRACKET, MOUNTING
- 23. 122863 COVER, TAPE CHUTE
- 24. 122864 CHUTE, TAPE
- 25. 125015 WASHER, FLAT
- 26. 135723 CHUTE, TAPE

TAPE CHUTES AND TAPE CONTAINER



- 1. 1245 SCREW
- 2. 2191 WASHER, LOCK
- 3. 2669 WASHER, LOCK
- 4. 3598 NUT
- 5. 3606 NUT
- 6. 7002 WASHER, FLAT
- 7. 8543 SCREW

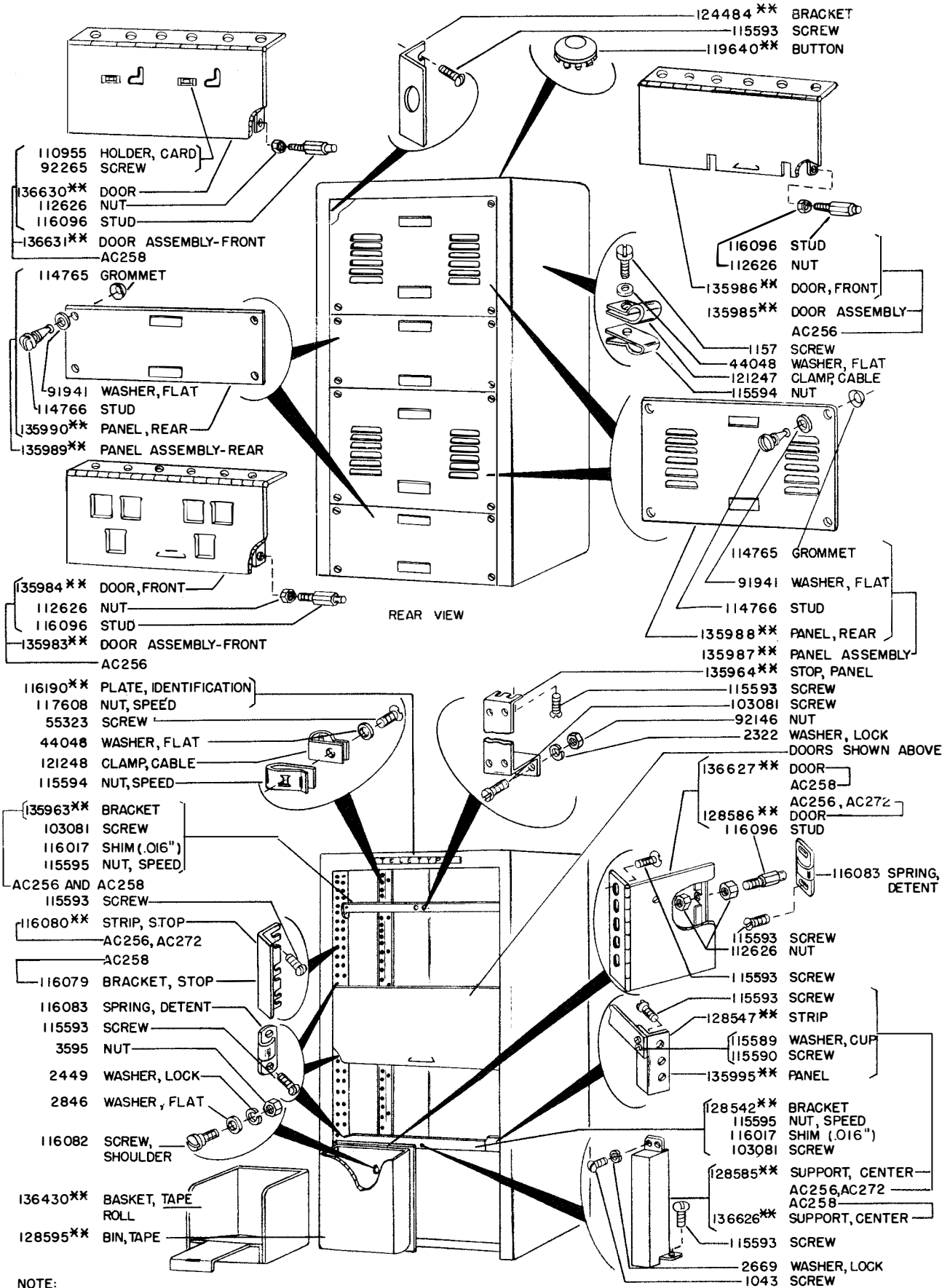
- 8. 80444 SCREW
- 9. 83496 SCREW
- 10. 93582 WASHER, FLAT
- 11. 112498 SCREW
- 12. 112626 NUT
- 13. 115594 NUT, SPEED
- 14. 116752 SCREW, THUMB
- 15. 123990 RAIL
- 16. 123992 BRACKET
- 17. 123993 GUIDE, TAPE

- 18. 123994 CLAMP
- 19. 123995 STRAP
- 20. 123996 SPRING, DETENT
- 21. 123997 FRAME, TAPE STORAGE
- 22. 123998 SPACER
- 23. 123999 BLOCK, GUIDE
- 24. 124003 BLOCK, GUIDE
- 25. 124004 PAD, FELT
- 26. 124005 PANEL, GLASS (19 ⁷/₁₆" X 14 ¹/₂" X ¹/₈")
- 27. 124422** BRACKET, TAPE

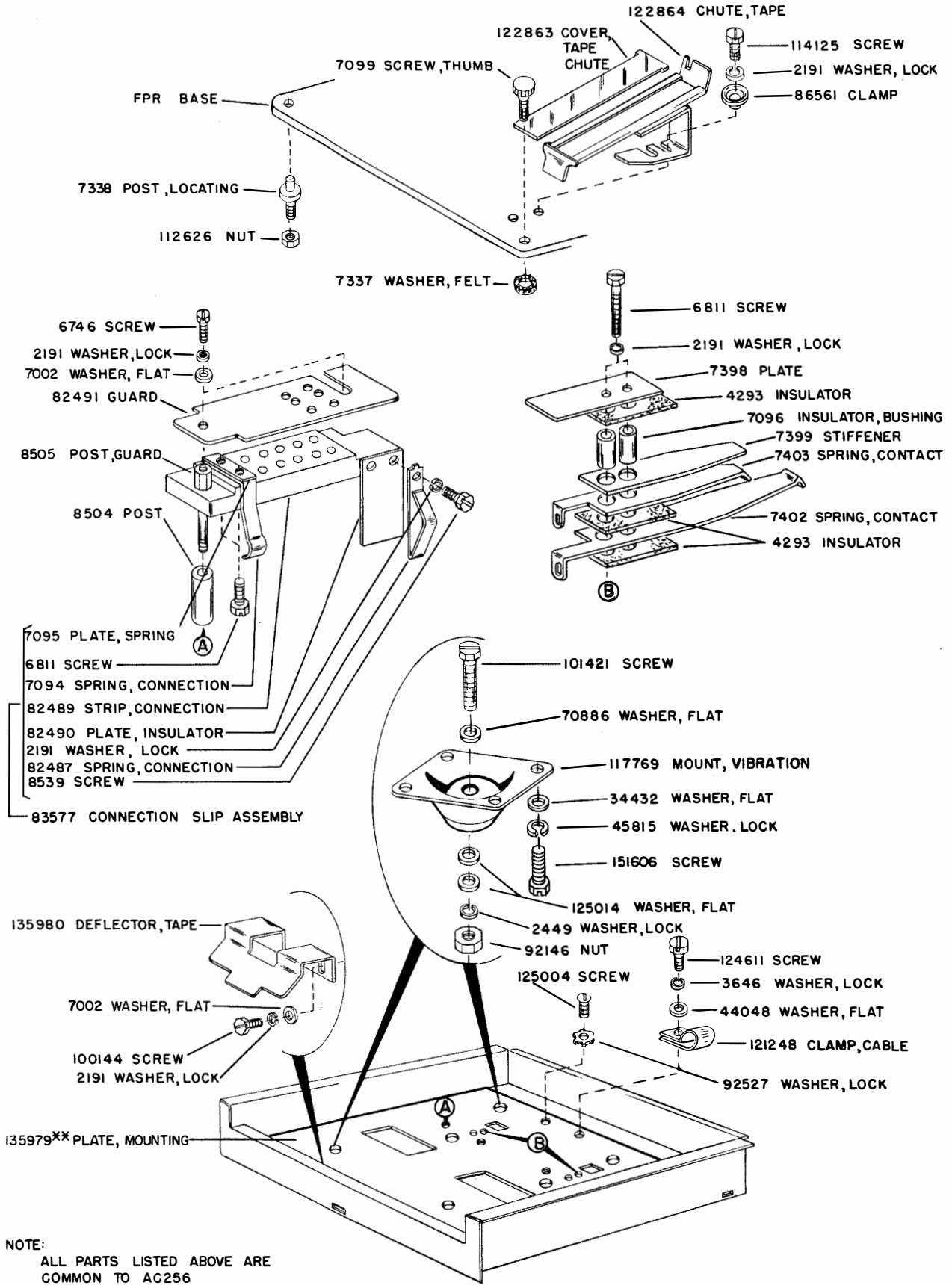
**SEE PAGE VI PARAGRAPH 6 FOR EXPLANATION.

TAPE STORAGE EQUIPMENT

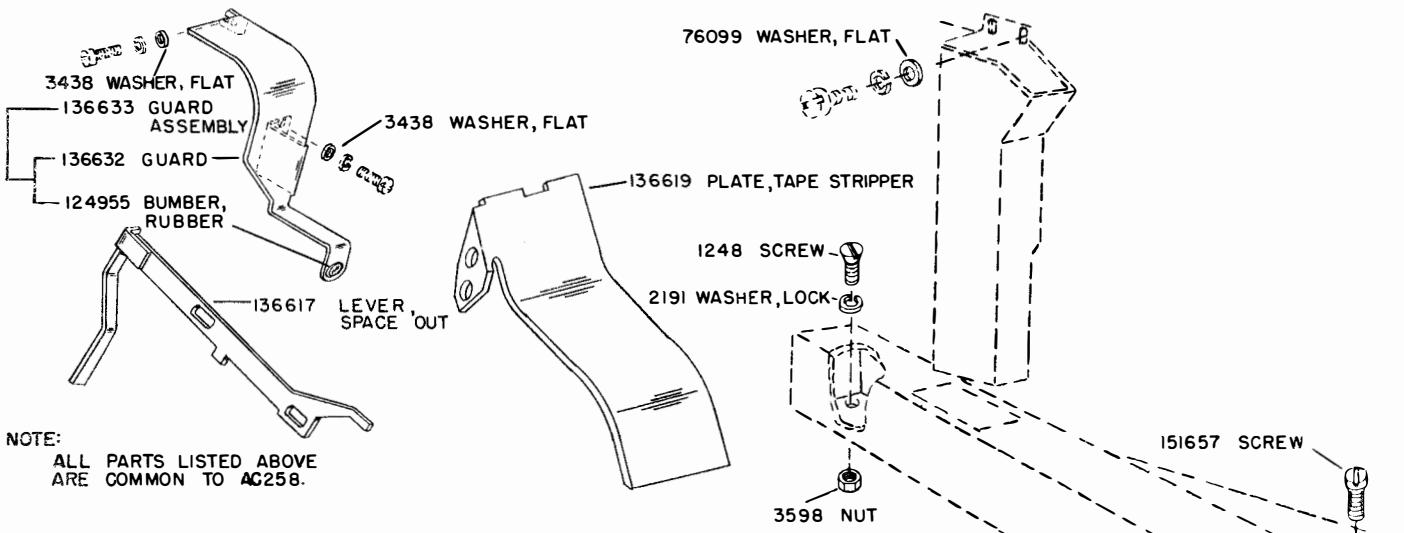
1155B



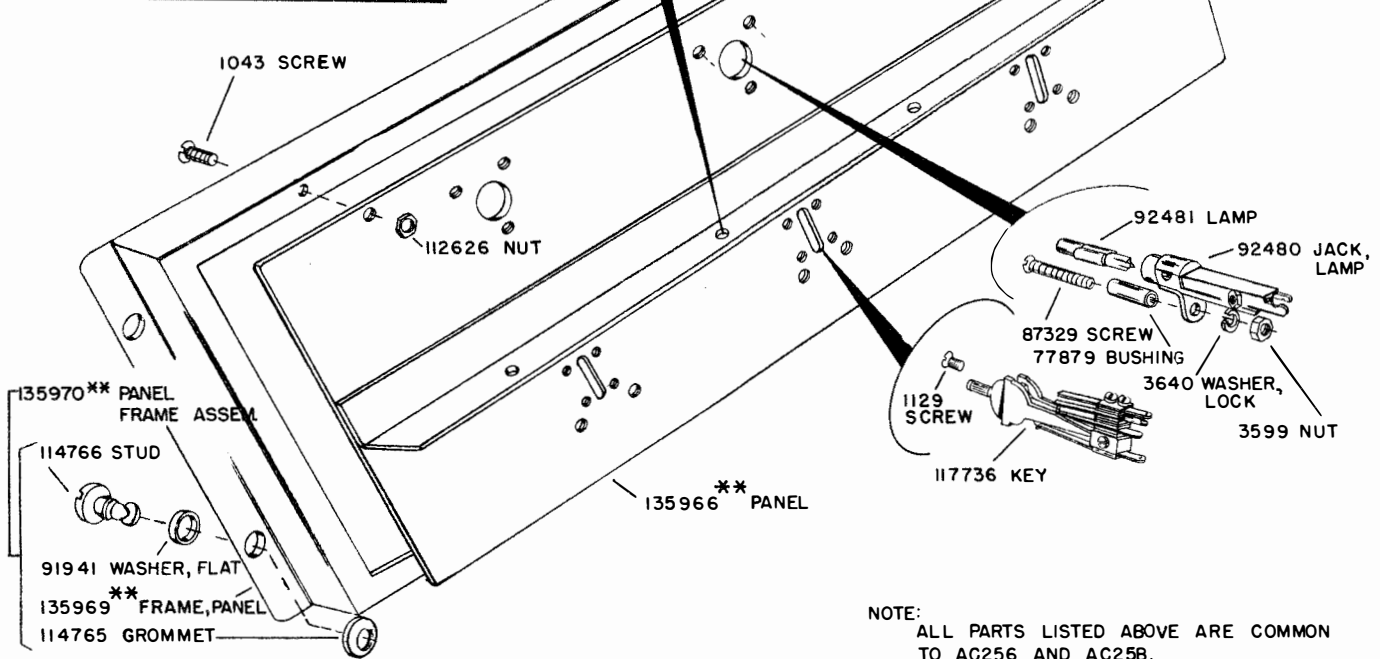
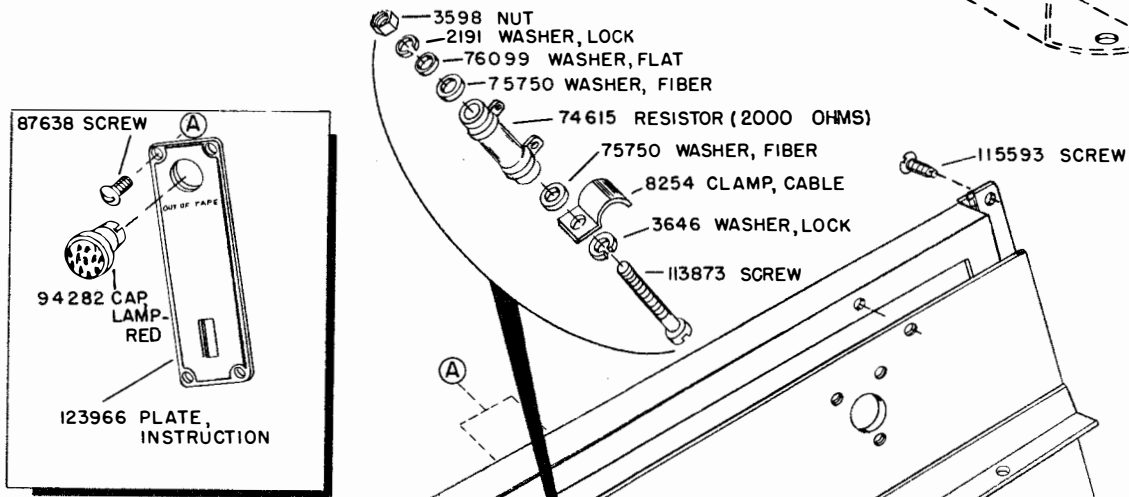
NOTE:
 ALL PARTS LISTED ABOVE ARE COMMON TO AC256, AC258 AND AC272 UNLESS OTHERWISE SPECIFIED. (FOR PARTS PECULIAR TO AC272 SEE PAGE 44C)
 ** SEE PAGE VI PARAGRAPH 6 FOR EXPLANATION.



NOTE:
 ALL PARTS LISTED ABOVE ARE
 COMMON TO AC256
 **SEE PAGE VI PARAGRAPH 6 FOR EXPLANATION.



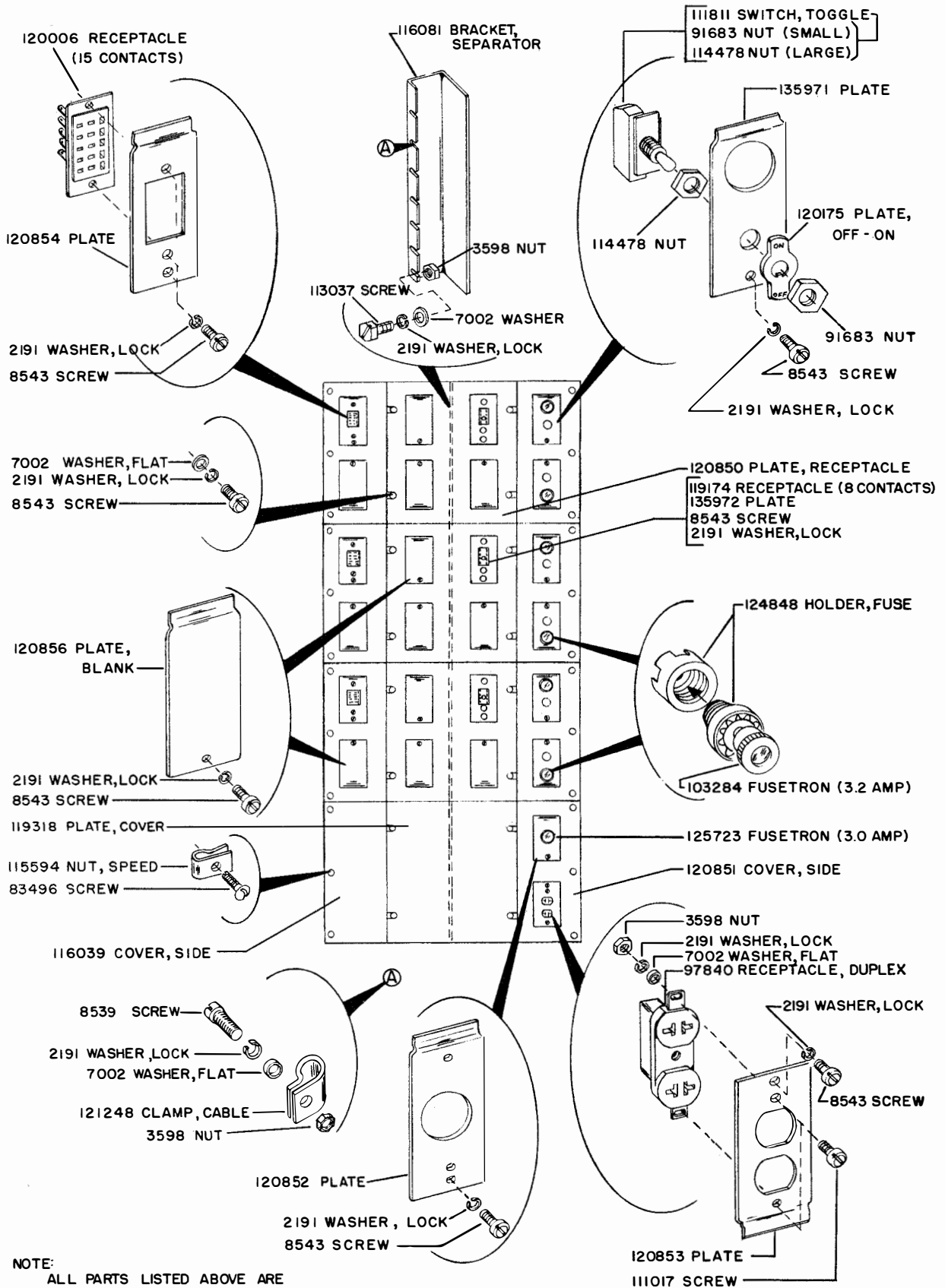
NOTE:
 ALL PARTS LISTED ABOVE
 ARE COMMON TO AC258.



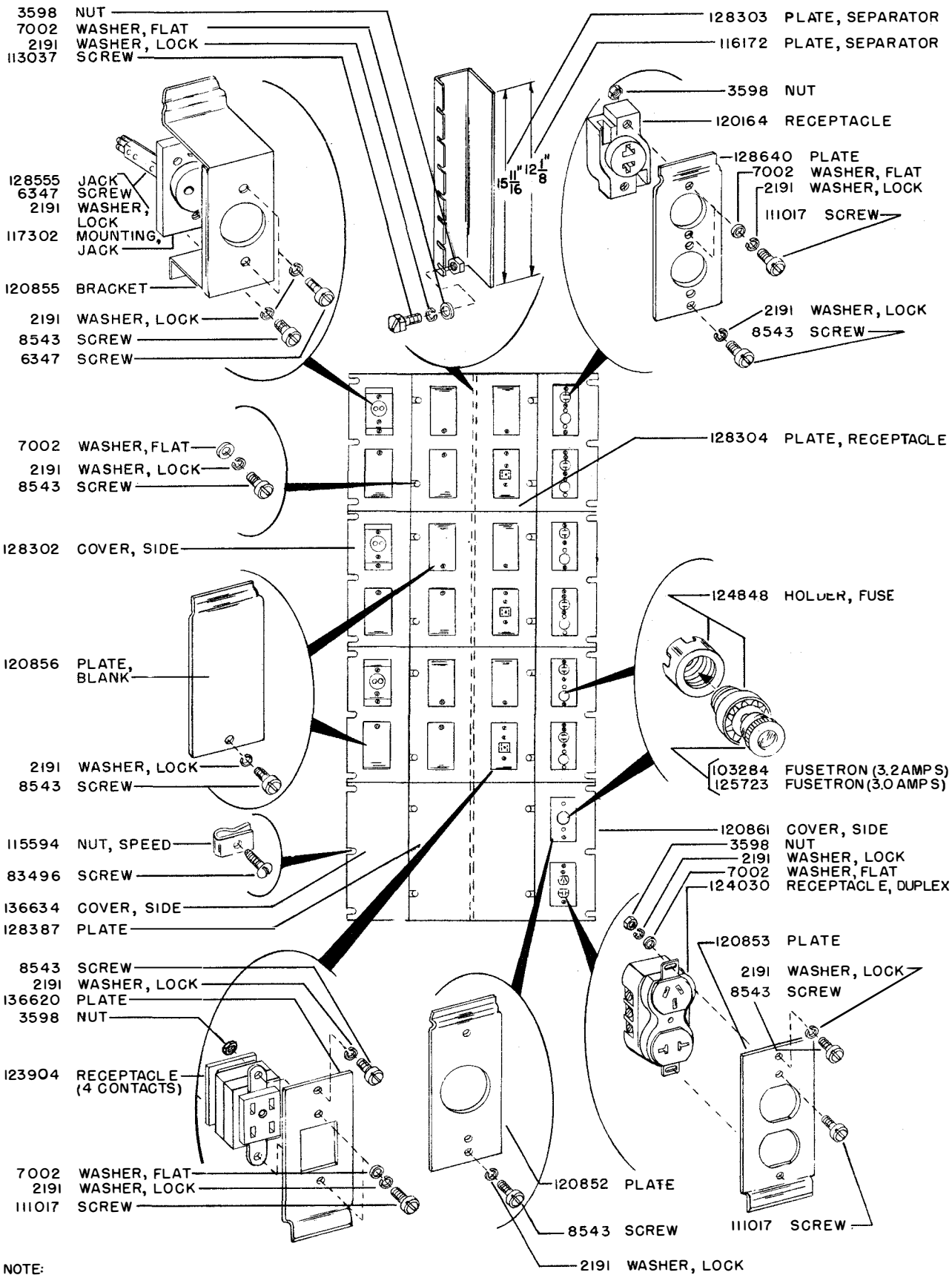
NOTE:
 ALL PARTS LISTED ABOVE ARE COMMON
 TO AC256 AND AC258.

** SEE PAGE VI PARAGRAPH
 6 FOR EXPLANATION.

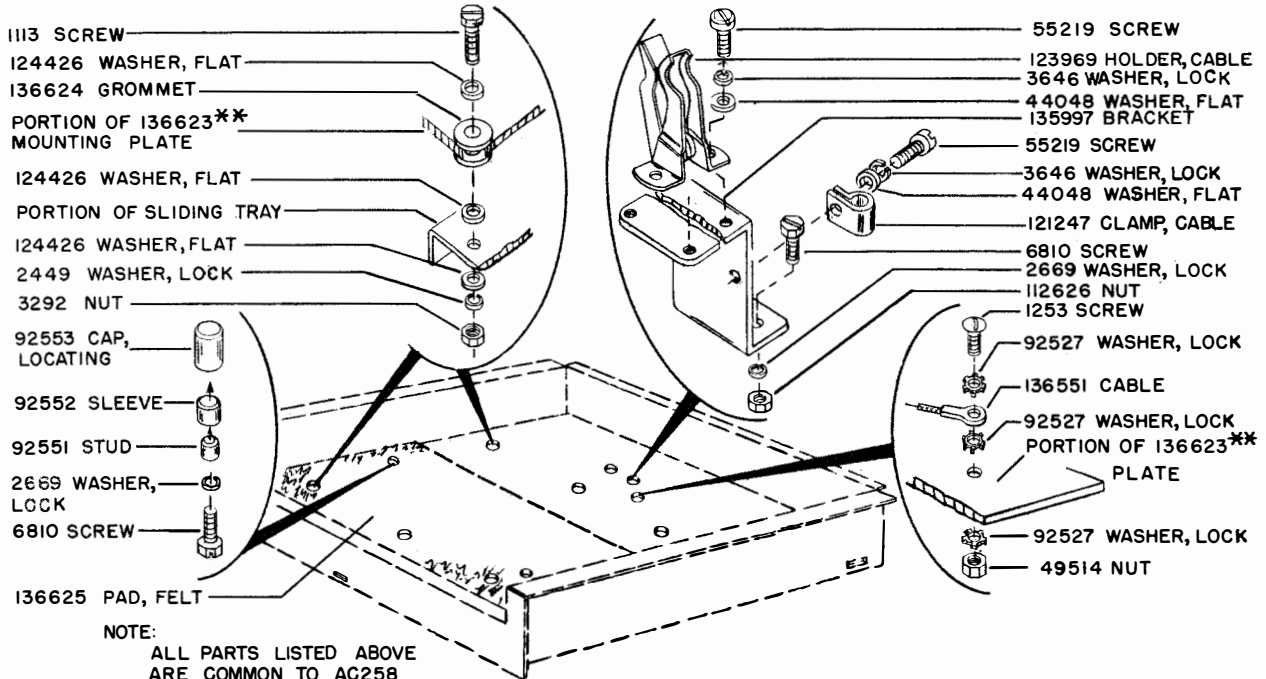
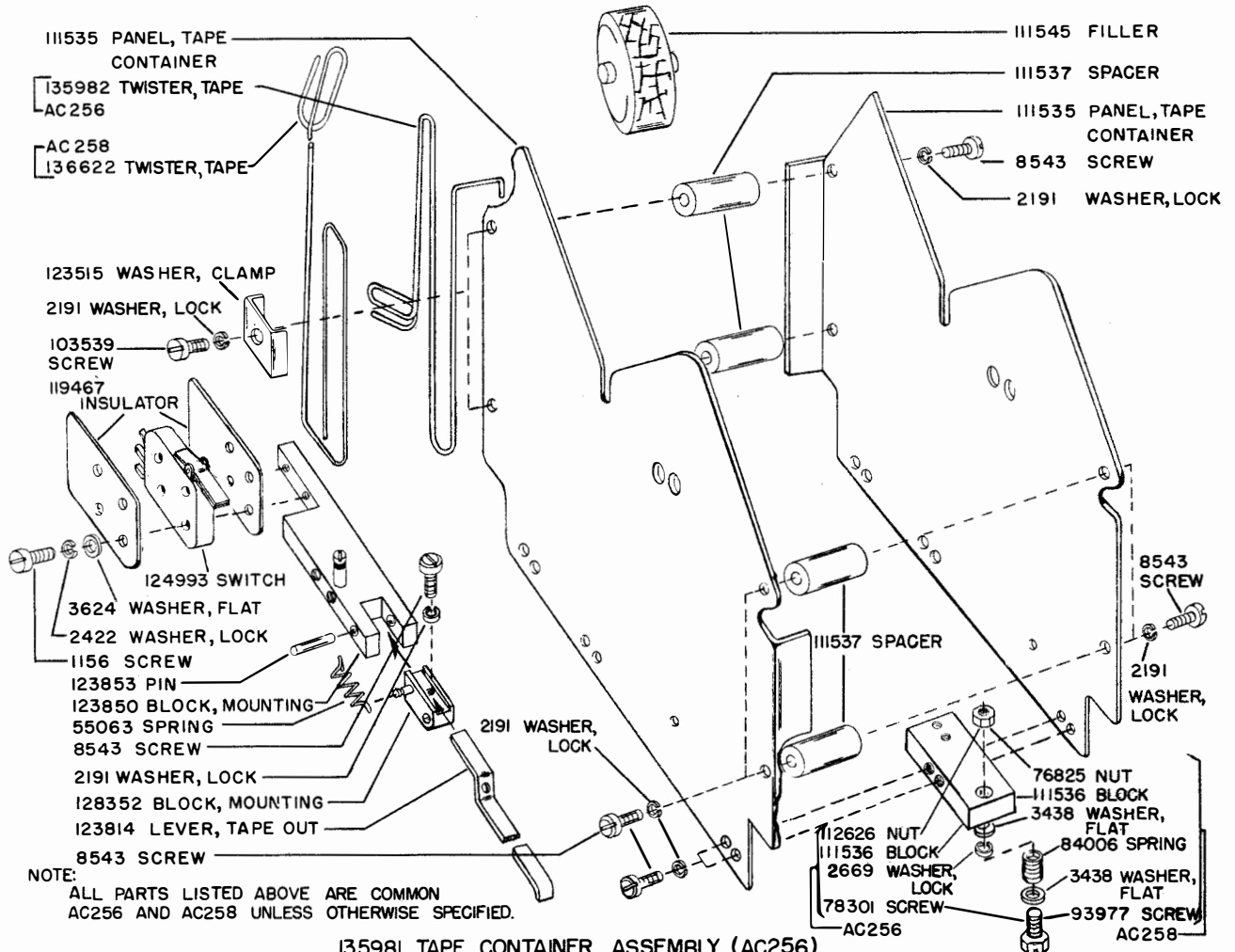
135967 CONTROL PANEL ASSEMBLY - LEFT
 135968 CONTROL PANEL ASSEMBLY - RIGHT

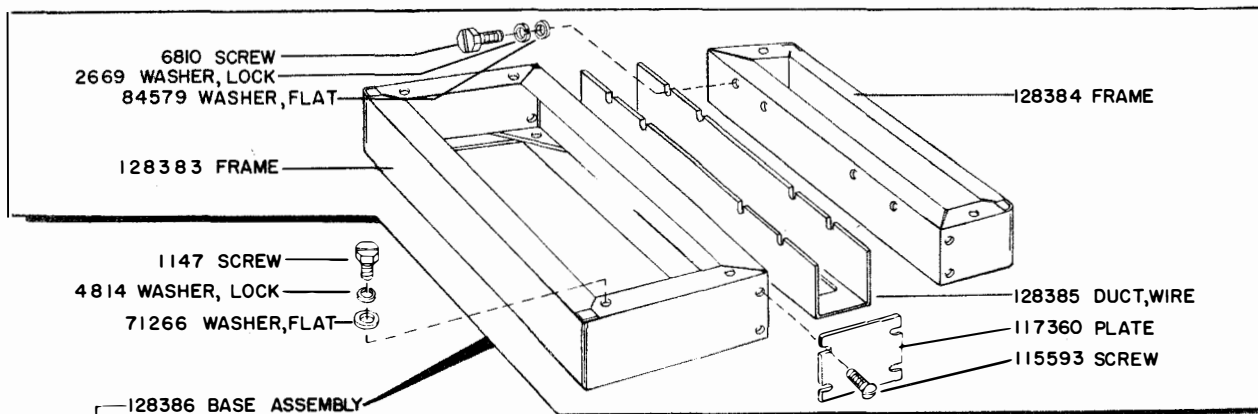
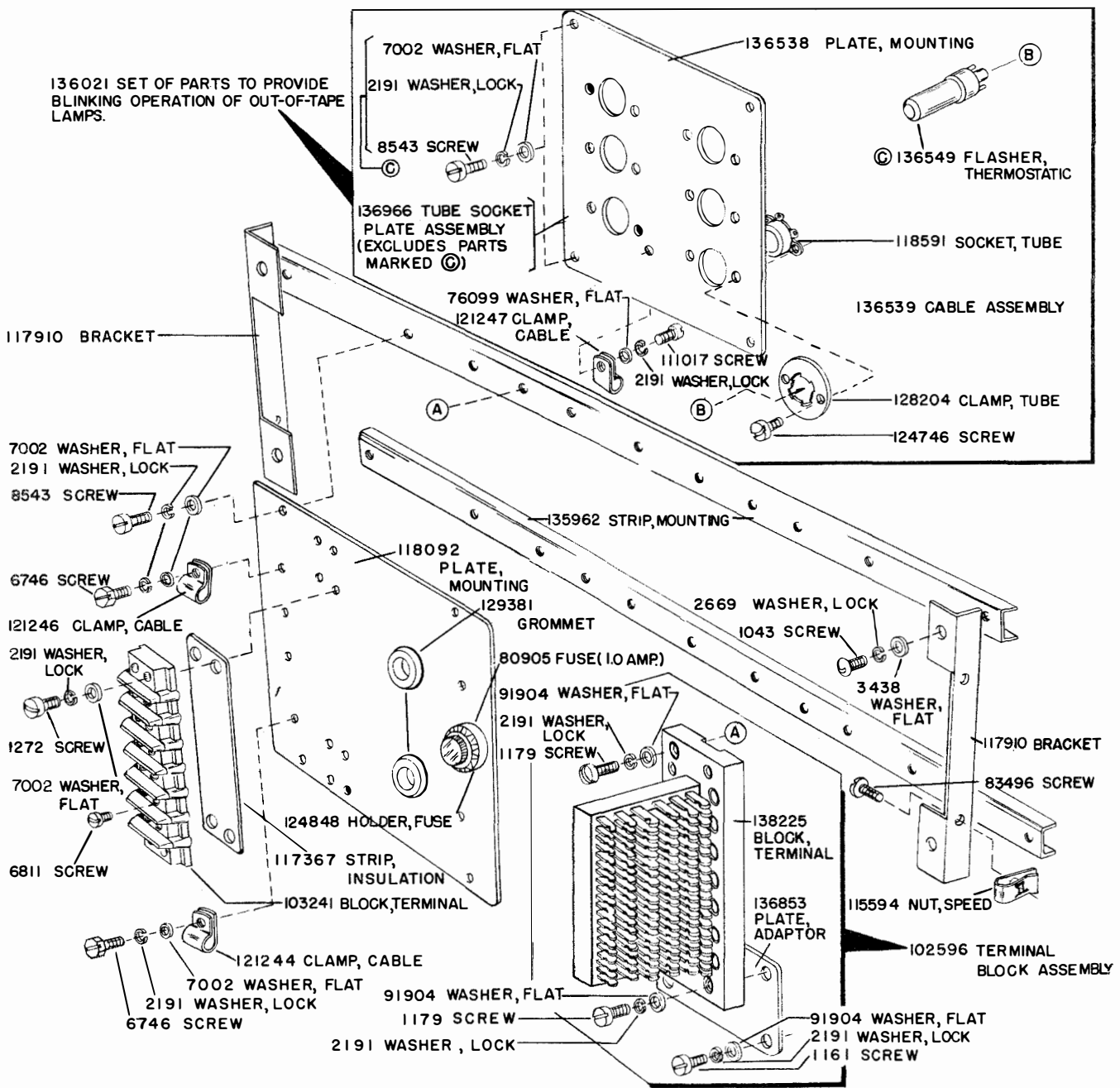


NOTE:
ALL PARTS LISTED ABOVE ARE
COMMON TO AG256.

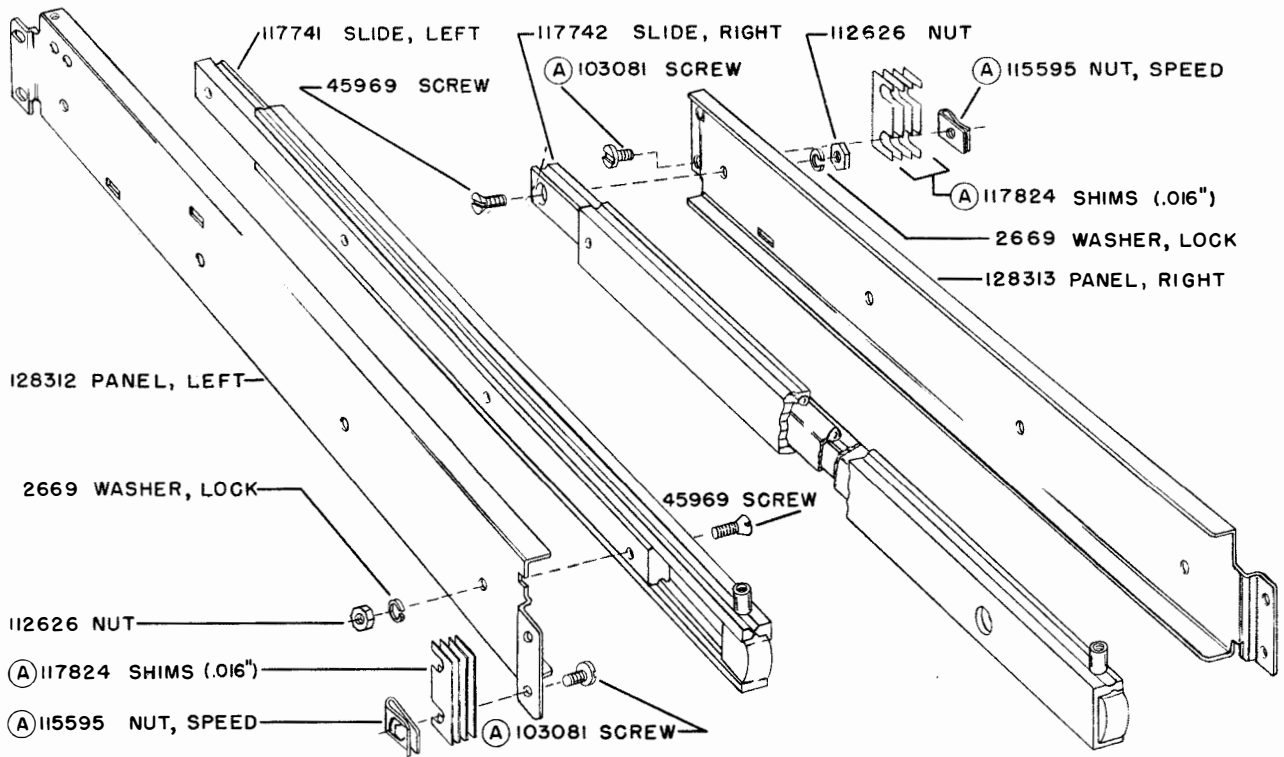


NOTE:
 ALL PARTS LISTED ABOVE ARE
 COMMON TO AC258



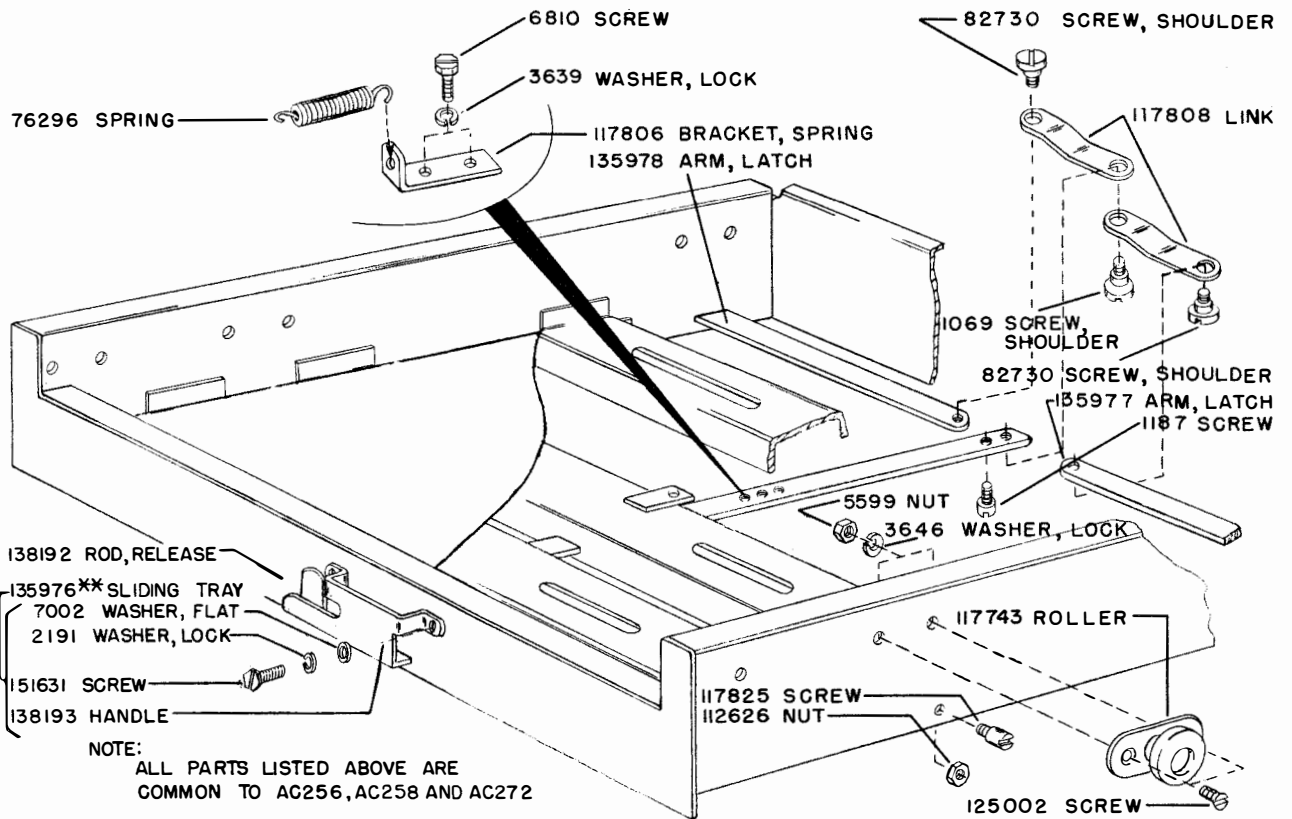


NOTE. AC256, AC258 AND AC272
ALL PARTS LISTED ABOVE ARE COMMON TO AC256 AND AC258.



128842 SIDE AND STRIP ASSEMBLY-LEFT (EXCLUDES PARTS MARKED (A))

128843 SIDE AND STRIP ASSEMBLY-RIGHT (EXCLUDES PARTS MARKED (A))

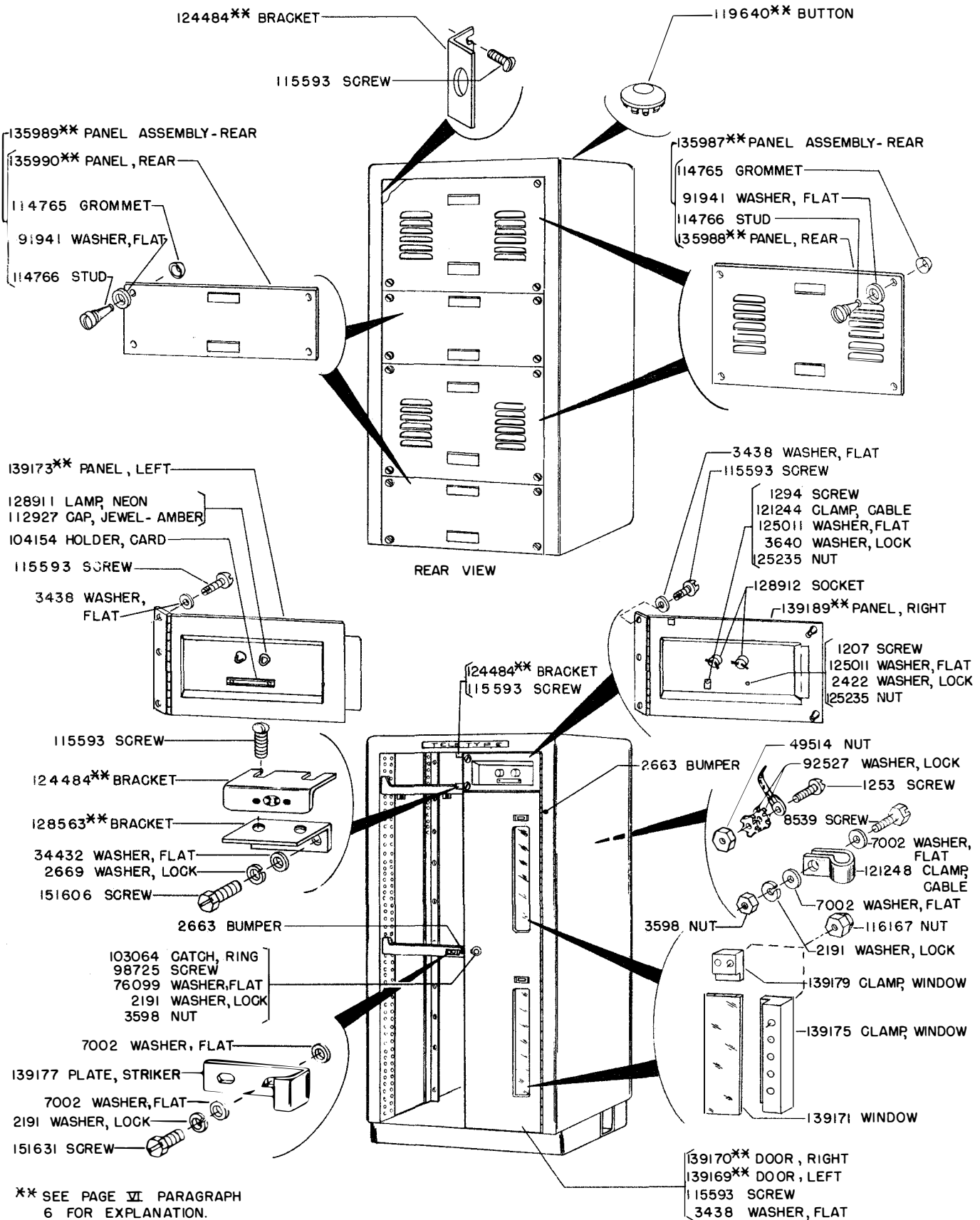


- 138192 ROD, RELEASE
- 135976** SLIDING TRAY
- 7002 WASHER, FLAT
- 2191 WASHER, LOCK
- 151631 SCREW
- 138193 HANDLE

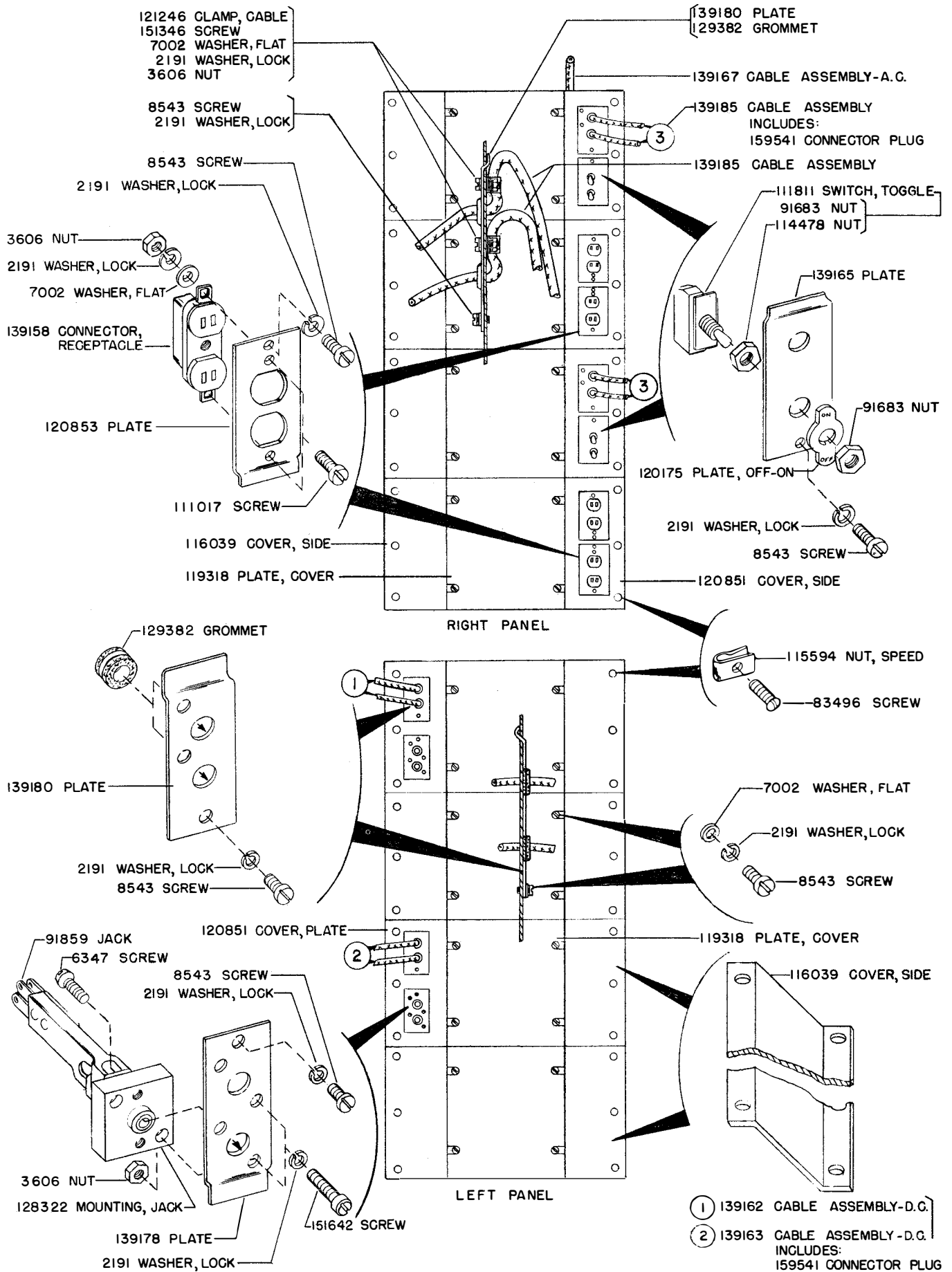
NOTE:
ALL PARTS LISTED ABOVE ARE
COMMON TO AC256, AC258 AND AC272

** SEE PAGE VI PARAGRAPH
6 FOR EXPLANATION.

135975** SLIDING TRAY ASSEMBLY

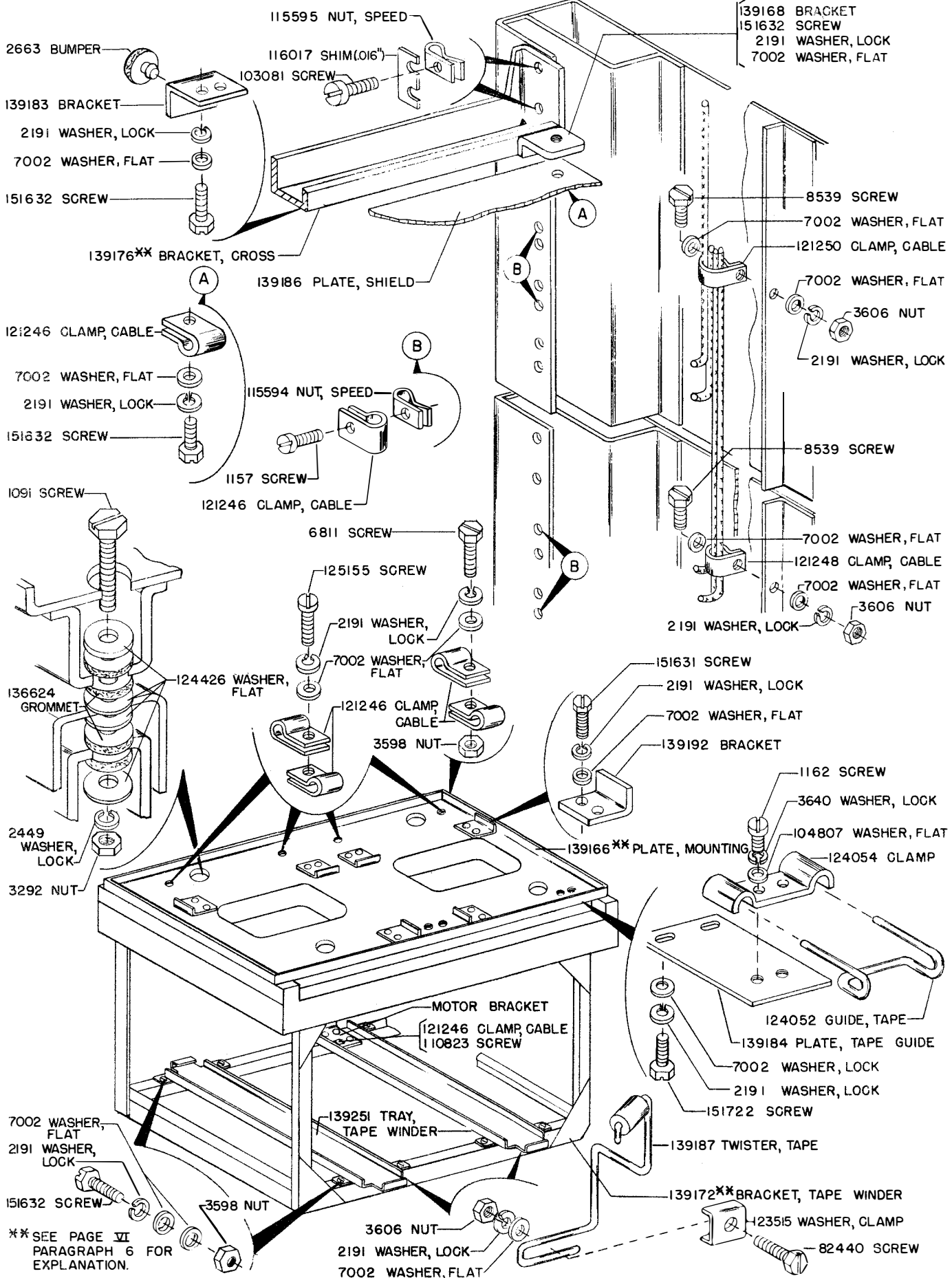


1155B



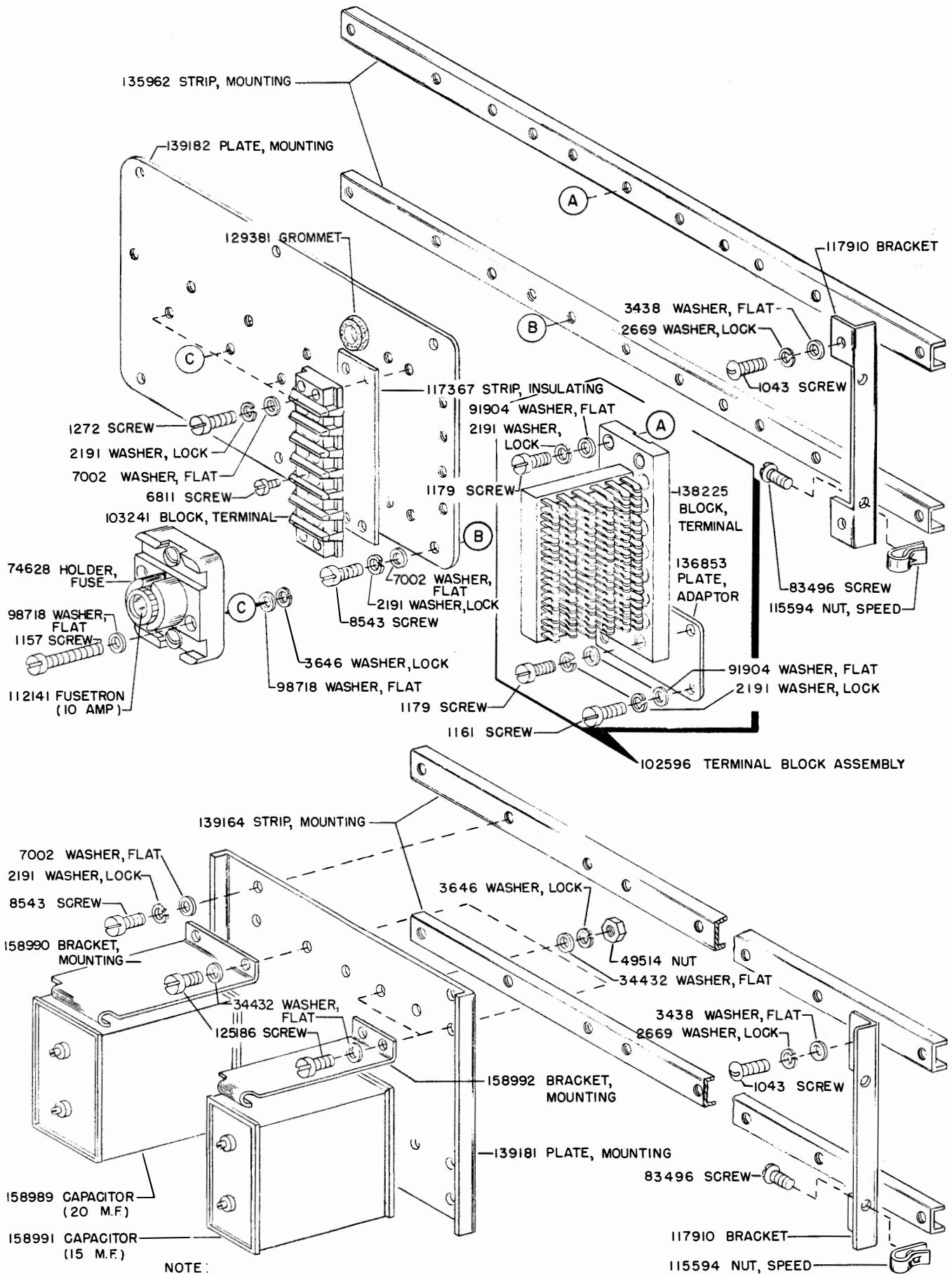
CHANGE 1

1155B

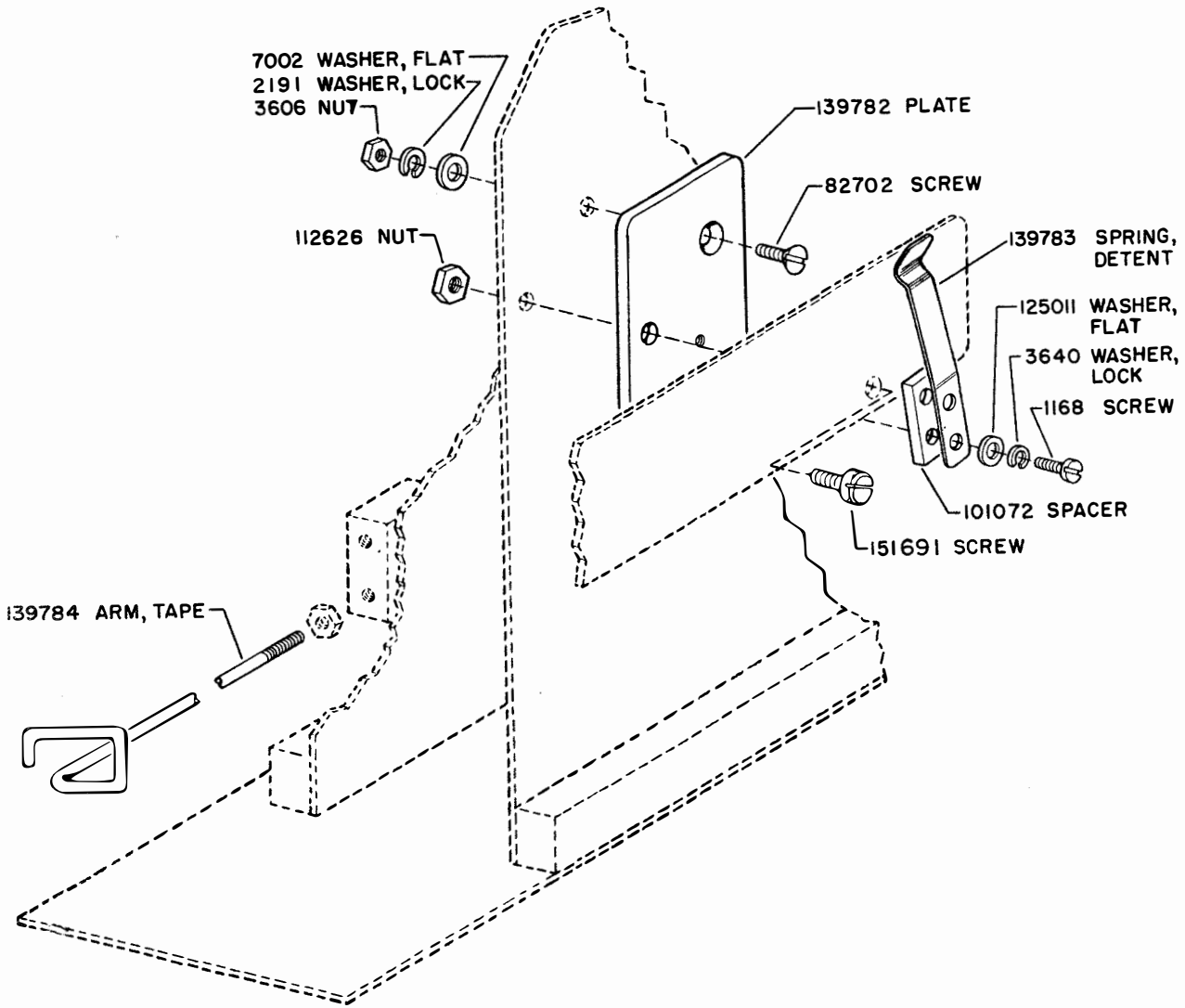


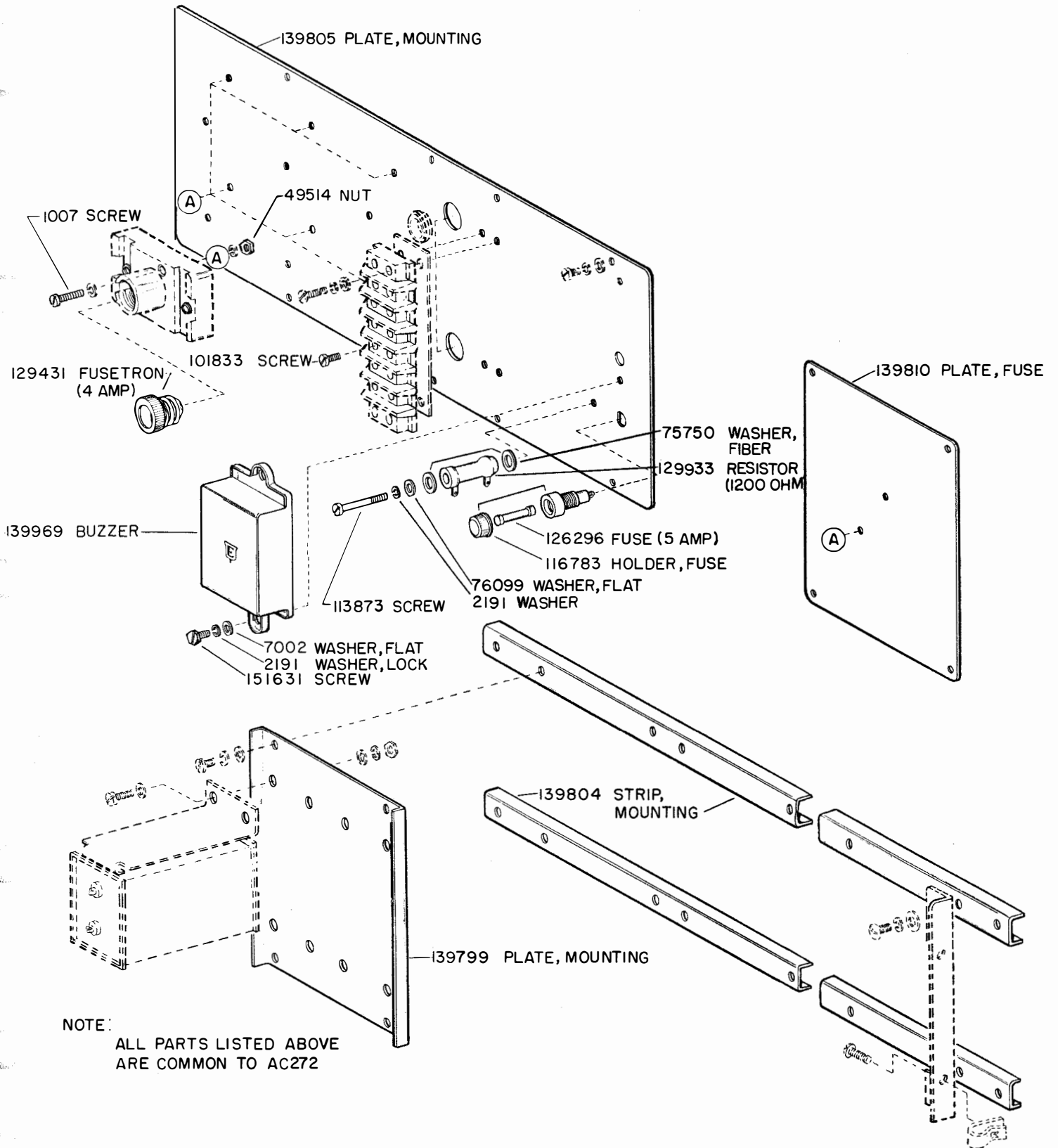
** SEE PAGE VI
PARAGRAPH 6 FOR
EXPLANATION.

NOTE:
PARTS LISTED ABOVE ARE COMMON TO AC266 AND AC272
(FOR PARTS PECULIAR TO AC272 SEE PAGE 44C)

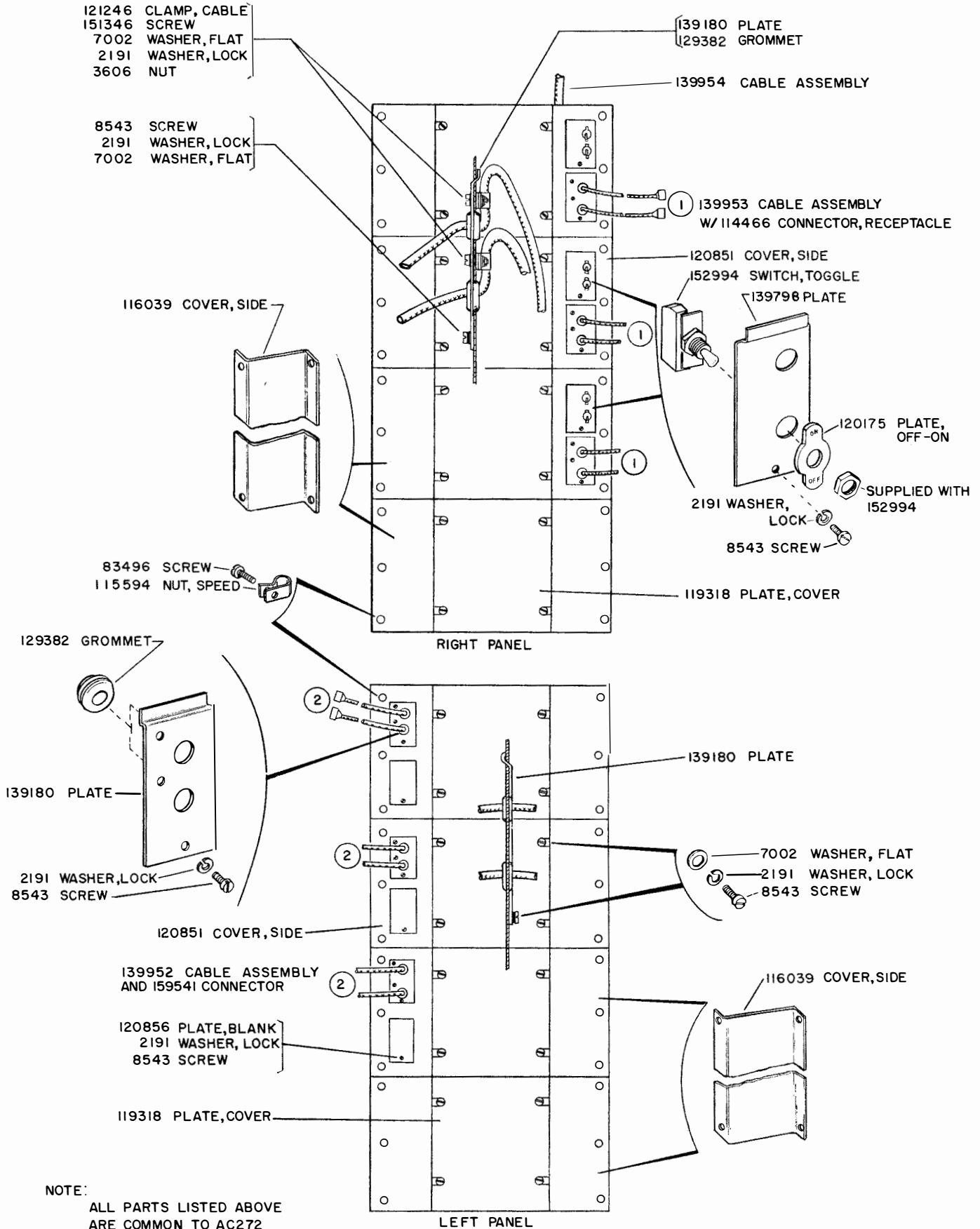


NOTE:
PARTS LISTED ABOVE ARE COMMON TO AC266 AND AC272
(FOR PARTS PECULIAR TO AC272 SEE PAGE 44A)

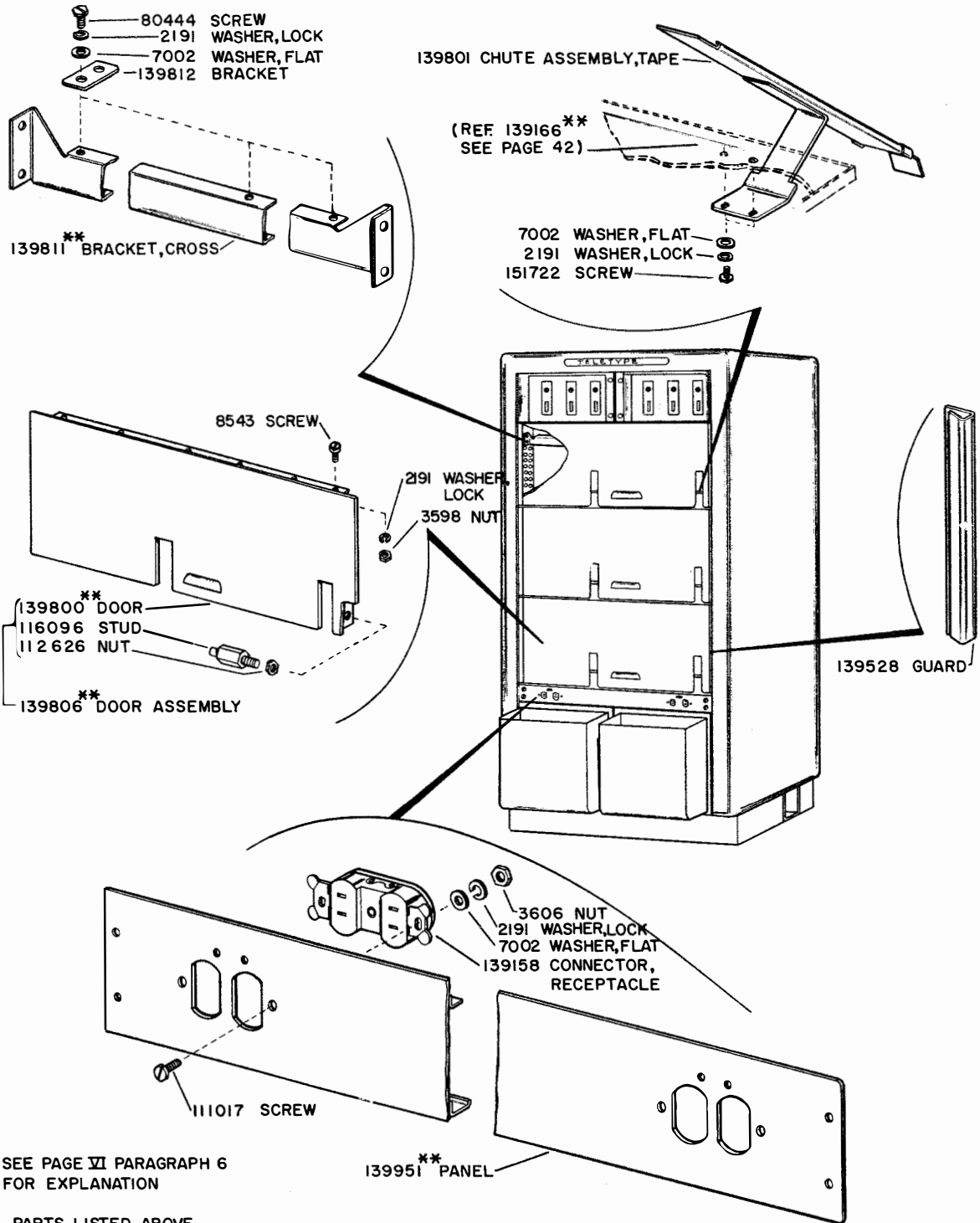




1155B



NOTE:
ALL PARTS LISTED ABOVE
ARE COMMON TO AC272



** SEE PAGE VI PARAGRAPH 6 FOR EXPLANATION

ALL PARTS LISTED ABOVE ARE COMMON TO AC272



CONVERSION SETS OF PARTS AND VARIABLE FEATURES
(The Parts Involved Are Illustrated On The Pages Indicated Below)

Set Number	Part Number	Description	Quantity	Page Number	Specification Number
136024	Modification Kit for converting an AC232** Cabinet to a AC255**Cabinet				5803S
	1223	Screw	12	10	
	1293	Screw	12	9	
	2191	Washer,Lock	3	30	
	2669	Washer,Lock	18	10,11	
	3438	Washer,Flat	18	10,11	
	3646	Washer,Lock	12	10	
	5599	Nut	12	10	
	6746	Screw	12	15	
	7002	Washer,Flat	15	7,25	
	8539	Screw	6	30	
	55219	Screw	12	10	
	70593	Screw	3	25	
	84579	Washer,Flat	12	10	
	90421	Spacer	6	30	
	92687	Washer,Flat	6	30	
	95841	Screw	6	11	
	102168	Post	3	25	
	110743	Washer,Lock	12	9	
	112626	Nut	6	11	
	116167	Nut,Cap	18	7	
	118689	Plate,Clamp	3	25	
	119309**	Bracket Assembly	6	10	
	119313	Bracket	6	15	
	119321**	Plate,Mounting	3	15	
	119730**	Door W/Hinge	3	4	
	119731	Window,Plastic	3	7	
	125231	Nut	12	10	
	135720**	Strip,Mounting	6	10	
	135723	Tape Chute Assembly	3	30	
	135781**	Panel Assembly	3	9	
	135782**	Holder,Card	3	9	
	136890	Stop,Tray-Right	3	11	
	136953	Stop,Tray-Left	3	11	
136076	Modification Kit used to modify a 117805** or 135976** sliding tray to protect the operator's thumb from being pinched between the release bar and the upper edge of the door adjacent to the handle.				5750S
	2191	Washer,Lock	2	10,39	
	7002	Washer,Flat	2	10,39	
	138192	Rod,Release	1	12,39	
	138193	Handle	1	10,39	
	151631	Screw	2	10,39	

NOTES OF EXPLANATION

Page 9

On old style panels the cut-out for the handle is centrally located. On new style panels the cut-out is off-set to the right.

Units may be equipped with new or old style panels as required. Old style panels used on trays with off-set handles and new style panels used on trays with centrally located handles will require modification.

Old and new style panels are not interchangeable. See 136076 Modification Kit on Page 45 when ordering new panel.

NUMERICAL INDEX

Part			Part		
Number	Description	Page	Number	Description	Page
1007	Screw (8-32x5/8 Fil)	44A	6810	Screw (10-32x3/8 Hex)	10,12,17,19
1020	Screw (6-40x1/4 Hex)	26			29,37,38,39
1036	Nut (6-40 Hex)	17	6811	Screw (6-40x5/8 Hex)	19,33,38,42
1038	Screw (6-40x9/32 Fil)	14,29			43
1043	Screw (10-32x5/16 Rd)	9,18,32,34	7002	Washer,Flat	5,6,7,10,11,14,16,18,19
		38,43			21,23,24,25,26,28,29,31
1069	Screw,Shoulder (10-32x5/16)	12,39			33,35,36,38,39,40,41,42
1091	Screw (1/4-20x1-1/2 Hex)	42			43,44,44A,44B,44C
1113	Screw (1/4-20x7/8 Hex)	37	7094	Spring,Connection	33
1129	Screw (3-38x13/64 Flat)	18,34	7095	Plate,Spring	33
1147	Screw (5/16-32x1/2 Hex)	1,38	7096	Insulator,Bushing	33
1156	Screw (2-56x9/16 Fil)	37	7099	Screw,Thumb (10-32)	33
1157	Screw (8-32x1/2 Fil)	32,42,43	7337	Washer,Felt	33
1161	Screw (6-40x1/4 Fil)	38,43	7338	Post, Locating	33
1162	Screw (4-40x1/4 Fil)	18,28,42	7345	Screw,Shoulder (10-32x25/32)	5
1168	Screw (4-40x5/16 Fil)	44	7398	Plate	33
1179	Screw (6-40x5/8 Fil)	19,38,43	7399	Stiffener	33
1187	Screw (10-32x1/4 Fil)	12,39	7402	Spring,Contact	33
1207	Screw (4-36x5/16 Flat)	40	7403	Spring,Contact	33
1223	Screw (10-32x1/2 Fil)	10	8254	Clamp,Cable	34
1245	Screw (10-32x Fil)	14,27,31	8333	Screw (10-32x3/8 Rd)	6
1248	Screw (6-40x1/2 Flat)	34	8504	Post	33
1253	Screw (8-32x3/8 Rd)	19,37,40	8505	Post,Guard	33
1272	Screw (6-40x11/16 Fil)	19,38,43	8539	Screw (6-40x1/2 Hex)	30,33,35,40,42
1284	Screw (8-32x1/2 Oval)	21	8543	Screw (6-40x1/4 Fil)	5,6,9,14,15
1293	Screw (4-40x1/8 Fil)	9			18,19,23,24
1294	Screw (4-36x1/2 Flat)	40			25,28,29,31
1297	Screw (6-40x2 7/16 Fil)	18			35,36,37,38
1298	Screw (8-32x1/4 Fil)	17			41,43,44B,44C
2191	Washer,Lock	4,5,6,7,10,13,14,15,16	34432	Washer,Flat	5,6,8,33,40,43
		17,18,19,20,21,23,24,25	44048	Washer,Flat	17,32,33,37
		26,27,28,29,30,31,33,34	45815	Washer,Lock	33
		35,36,37,38,39,40,41,42	45969	Screw (10-32x3/4 Flat)	11,39
		43,44,44A,44B,44C	49514	Nut (8-32 Hex)	19,37,40,43,44A
2322	Washer,Lock	32	55063	Spring	37
2422	Washer,Lock	37,4C	55219	Screw (8-32x3/8 Fil)	10,37
2449	Washer,Lock	13,14,15,17,28,29,32,33	55323	Screw (8-32x1/2 Rd)	32
		37,42	58221	Screw (6-32x1/4 Fil)	19
2481	Washer,Flat	5	70593	Screw,Thumb (6-40)	25
2663	Bumper	40,42	70886	Washer,Flat	33
2669	Washer,Lock	1,5,6,8,10,11,14,15,17	71266	Washer,Flat	1,38
		18,19,27,29,30,31,32,37	71858	Washer,Flat	13,14,15,20
		38,39,40,43	72728	Receptacle	24
2846	Washer,Flat	28,32	73776	Screw (3/16-32x-3/16 Fil)	14,15
3292	Nut (1/4-20 Hex)	37,42	74014	Screw (10-32x3/4 Hex)	30
3438	Washer,Flat	6,10,11,14,18,19,34,37	74076	Screw,Shoulder (1/4-32)	17
		38,40,43	74615	Resistor (2000 Ohms)	18,34
3595	Nut (1/4-32 Hex)	17,23,29	74628	Holder,Fuse	43
3598	Nut (6-40 Hex)	4,5,9,13,14,15,20,21	75400	Screw (6-40x Fil)	24
		24,25,26,28,29,31	75750	Washer,Fiber	18,34,44A
		34,35,36,40,42	76099	Washer,Flat	28,34,38,40,44A
3599	Nut (4-40 Hex)	18,28,34,44C	76296	Spring	12,39
3606	Nut (6-40 Hex)	6,7,30,31,41,42,44,44B, 44C	76461	Washer,Flat	18,27
3624	Washer,Flat	37	76825	Nut (8-32 Hex)	37
3639	Washer,Lock	10,12,39	77348	Receptacle (3 Wire)	24
3640	Washer,Lock	18,27,28,34,40,42,44	77879	Bushing, Guide	18
3646	Washer,Lock	10,17,18,33,34,37,39,43	78044	Post,Spring	30
4293	Insulator	33	78281	Plate,Name	7
4814	Washer,Lock	1,38	78301	Screw (10-32x5/8 Hex)	37
5599	Nut (8-32 Hex)	10,21,39	78430	Clamp,Cable	27
6347	Screw (6-32x3/8 Rd)	25,36,41	79012	Insulator	18
6746	Screw (6-40x5/16 Hex)	15,16,27,28	79967	Insulator	18
		30,33,38			

NUMERICAL INDEX (Continued)

Part Number	Description	Page	Part Number	Description	Page
80342	Screw (6-40x23/64 Hex)	30	97296	Screw (10-32x5/16 Fil)	5,6,8
80444	Screw (6-40x1/4 Hex)	21,31,44C	97840	Receptacle,Duplex (2 Wire)	25,35
80542	Plug,Polarized	24	98340	Screw,Thumb (1/4-32)	17
80905	Fuse (1 Amp)	38	98718	Washer,Flat	43
81843	Screw (10-32x3/8 Rd)	20	98725	Screw (6-40x3/8 Flat)	40
82440	Screw (6-40x7/16 Hex)	42	100144	Screw (6-40x1/4 Hex)	33
82487	Spring,Connection	33	101072	Spacer (.125")	44
82489	Strip,Connection	33	101833	Screw (8-32x5/16 Fil)	44A
82490	Plate,Insulator	33	102168	Post	25
82491	Guard	33	102596	Block,Terminal	19,38,43
82702	Screw (6-40x9/32 Flat)	13,14,44	102616	Socket	27
82730	Screw,Shoulder (10-32)	12,39	102617	Lamp,Fluorescent	27
83355	Washer,Fiber	18	102620	Starter	27
83496	Screw (8-32x5/16 Rd)	1,17,18,19,20 22,26,31,35 36,38,41,43,44B	102940	Receptacle,Duplex (3 Wire)	21
83497	Washer,Flat	18	102940	Jumper	21
83577	Connection Strip Assembly	33	103064	Catch,Ring	40
83703	Screw (1/4-20x1-1/4 Fil)	13,15	103081	Screw (1/4-20x1/2 Fil)	4,8,11,16 17,20,29,32 39,42
84006	Spring	37	103092	Connector,Cord	21
84015	Clamp,Cable	30	103241	Strip,Terminal	19,38,43
84021	Clamp,Cable	18	103284	Fusetron (3.2 Amp)	21,24,35,36
84579	Washer,Flat	1,6,10,14,15,38	103389	Guard,Lamp	27
85308	Nut (5/8-32 Hex)	6	103539	Screw (6-40x3/8 Fil)	37
86458	Screw (1/4-20x1 Fil)	14	104154	Holder,Card	40
86561	Clamp	33	104807	Washer,Flat	42
87329	Screw (4-40x1-5/16 Flat)	18,34	104813	Capacitor	18
87636	Screw (2-56x3/16 Rd)	7	105602	Chute,Tape	30
87638	Screw (2-56x3/32 Rd)	18,34	105644	Cover,Tape Chute	30
89963	Eccentric	5	107215	Screw (1/4-20x7/16 Fil)	13
90421	Spacer	30	108103	Washer,Flat	20
90513	Screw,Eccentric (6-40x11/32)	17	110434	Screw (4-40x3/16 Fil)	18
90813	Switch,Toggle	27	110743	Washer,Lock	9
91683	Nut (15/32-32 Hex)	27,35,41	110823	Screw (10-32x11/16 Flat)	42
91684	Nut,Ring	27	110955	Holder,Card	32
91859	Jack	25,41	111017	Screw (6-40x5/16 Fil)	4,7,20,21,35 36,38,41,44C
91904	Washer,Flat	38,43	111535	Panel,Tape Container	37
91941	Washer,Flat	32,34,40	111536	Block	37
92138	Washer,Flat	15	111537	Spacer	37
92146	Nut (1/4-20 Hex)	32,33	111545	Filler	30,37
92265	Screw (2-56x1/8 Rd)	32	111811	Switch,Toggle	35,41
92480	Jack,Lamp	34	112141	Fusetron (10 Amp)	43
92481	Lamp	34	112498	Screw (6-40x3/4 Flat)	31
92527	Washer,Lock	19,33,37,40	112626	Nut (10-32 Hex)	5,6,9,10,11,14,15 18,27,29,31,32,33 34,37,39,44,44C
92551	Stud	37	112627	Nut (2-56 Hex.)	7
92556	Holder,Fuse	21	112927	Cap,Jewel-Amber	40
92687	Washer,Flat	30	113037	Screw (6-40x5/16 Hex)	35,36
93141	Screw (6-40x7/32 Fil)	18	113813	Strip,Terminal	18
93582	Washer,Flat	10,27,31	113873	Screw (6-40x2-7/8 Fil)	34,44A
93636	Resistor (100 Ohms)	18	114125	Screw (6-40x3/8 Hex)	33
93711	Resistor (200 Ohms)	18	114178	Tape Container Assembly	30
93977	Screw (8-32x1-1/2 Rd)	37	114466	Connector,Receptacle	44B
94201	Nut (1/4-20 Hex)	13,14,15,29	114478	Nut (15/32-22 Hex)	35,41
94280	Jack,Lamp	18	114589	Mounts,Vibration	13,14,15
94281	Lamp	18	114765	Grommet	8,9,32,34,40
94282	Cap,Lamp-Red	18,34	114766	Stud	8,9,32,34,40
94283	Cap,Lamp-Green	18,34	114781	Receptacle	21
94624	Screw (6-40x1-1/8 Fil)	18,30	114971	Panel,Side-Left	30
95002	Holder,Fuse	21,24	114972	Panel,Side,Right	30
95007	Switch,Toggle	21			
95103	Decal	30			
95841	Screw (10-32x1/2 Fil)	11			

NUMERICAL INDEX (Continued)

Part Number	Description	Page	Part Number	Description	Page
114973	Spacer	30	116783	Holder, Fuse	44A
114974	Block	30	116930**	Bracket, Striker	2
114975	Twister, Tape	30	117302	Mounting, Jack	25, 35
114976	Bracket, Mounting	30	117359	Bracket, Stop	5
115589	Washer, Cup	9, 32	117360	Plate	1, 38
115590	Screw (10-32x13/32 Flat)	9, 32	117366	Strap	19
115593	Screw, Special (10-32x1/2)	1, 2, 3, 4, 6 8, 9, 32, 34 38, 40	117367	Insulator	19, 38, 43
115594	Nut, Speed (8-32)	1, 17, 18, 19, 20, 22 26, 31, 32, 35, 36, 38 41, 42, 43, 44B	117608	Nut, Speed	7, 32
115595	Nut, Speed (1/4-20)	4, 5, 8, 11, 16, 17 20, 29, 32, 39, 42	117721	Cap, Lamp-Clear	18
116001	Frame, Base-Front	1	117722	Relay (5000 Ohms)	18
116002	Frame, Base-Rear	1	117723	Rectifier	18
116003	Duct, Wire	1	117728	Ring, Mounting	18
116017	Shim (.016")	6, 32, 42	117729	Resistor (2700 Ohms)	18
116019	Plate	24	117731	Resistor (33,000 Ohms)	18
116020	Shim (.016")	5	117732	Resistor (10,000 Ohms)	18
116021	Bar, Spacer	5	117734	Resistor (470,000 Ohms)	18
116022	Rail, Left	5	117735	Resistor (20,000 Ohms)	18
116023	Screw (1/4-20x5/8 Fil)	5	117736	Key	18, 34
116024	Rail, Right	5	117739	Receptacle	24
116028	Roller, Left	5	117741	Slide, Left	11, 39
116030	Roller, Right	5	117742	Slide, Right	11, 39
116031	Spring	5	117743	Roller	10, 39
116032	Leader, Door	5	117769	Mount, Vibration	14, 33
116033	Guide	5	117801**	Plate, Mounting	14
116039	Cover, Side	35, 41, 44B	117804**	Plate, Mounting	14
116066**	Strip, Mounting	9	117805**	Tray, Sliding	10
116076	Strip, Stop-Upper	2	117806	Bracket, Spring	12, 39
116079	Bracket, Stop	4, 32	117807	Rod, Release	12
116080**	Strip, Stop	32	117808	Link	12, 39
116081	Bracket, Separator	26, 35	117809	Arm, Latch	12
116082	Screw, Shoulder (1/4-32)	28, 29, 32	117811	Panel, Side-Left	11
116083	Spring, Detent	6, 32	117812	Panel, Side-Right	11
116096	Stud	6, 32, 44C	117813	Baffle, Tape	29
116097**	Strip, Stop	2	117814	Baffle, Tape	29
116100**	Strip, Stop	2	117815	Baffle, Tape	29
116107**	Bin, Tape	28	117816	Baffle, Tape	29
116109**	Strip, Stop-Upper	2	117818**	Door	4
116111**	Door	2	117819**	Door	4
116112	Bushing	6	117821**	Door	4
116113	Washer, Flat	6	117822**	Door	4
116114	Handle	6	117824	Shim (.016")	8, 11, 16, 39
116115	Stud	6	117825	Post	10, 39
116116	Latch	6	117850	Baffle, Tape	28
116117	Stud	6	117861	Latch	6
116118	Strip, Latch-Lower	6	117880	Panel, Sending W/Chassis	18
116119	Strip, Latch-Upper	6	117881	Plate, Instruction	18
116121	Latch, Lower	6	117882	Bracket	18
116125**	Door	2	117884**	Frame, Panel	9
116127**	Door	2	117897	Clamp, Cable	18
116132	Spacer	28	117910	Bracket	19, 38, 43
116167	Nut (6-32 Hex)	7, 40	117911	Strip, Mounting	19
116172	Bracket, Separator	26, 36	118085	Plate, Front	23
116190**	Plate, Name	7, 32	118086	Plate, Side-Front	22
116696	Socket, Lamp	18	118087	Plate	24
116699	Lamp	18	118088	Plate, Front	23
116752	Screw, Thumb (6-40)	31	118089	Plate, Side-Front	22
			118090	Cover, Side-Rear	22
			118091	Bracket, Separator	26
			118092	Plate, Mounting	19
			118094	Clamp, Cable	19
			118118	Ballast	27

NUMERICAL INDEX (Continued)

Part Number	Description	Page	Part Number	Description	Page
118119	Socket, Starter	27	121286	Rail	7
118400	Baffle, Tape	29	121287	Rail	7
118527**	Panel	8	121288	Latch, Lower	6
118528**	Panel	8	121289	Strip, Latch-Upper	6
118542**	Bin, Tape	29	121290**	Strip, Stop-Upper	2
118591	Socket, Tube	38	122212	Plate	24
118689	Plate, Clamp	25	122222	Plate, Front	23
119174	Receptacle (8 Contacts)	35	122223	Plate, Side-Front	22
119300**	Bin, Tape	29	122224	Plate, Side-Rear	22
119301	Separator, Bin	29	122863	Cover, Tape Chute	30,33
119302	Separator, Bin	29	122864	Chute, Tape	30,34
119303	Separator, Bin	29	123515	Washer, Clamp	37,42
119304	Plate, Side-Front	22	123814	Lever, Tape Out	37
119305	Plate	25	123850	Block, Mounting	37
119306	Bracket	1	123853	Pin	37
119307	Bracket	1	123904	Receptacle (4 Contacts)	36
119309**	Bracket	8,10	123966	Plate, Instruction	34
119310**	Panel	9	123969	Holder, Cable	5,17,37
119311	Bracket, Power Inlet	26	123981	Bracket, Mounting-Left	17
119312	Strip, Mounting	19	123982	Bracket, Mounting-Right	17
119313	Bracket, Locating	15	123983	Bracket, Pivot	17
119317	Plate, Mounting	19,24	123984	Pivot	17
119318	Plate, Cover	35,41,44B	123985**	Door	4
119321**	Plate, Mounting	15	123986	Frame, Relay	17
119323**	Door	2	123987	Strap	17
119467	Insulator	37	123988	Plate, Mounting-Left	13
119640**	Button	1,32,40	123989	Plate, Mounting-Right	13
119650	Washer, Flat	20	123990	Rail	31
119730**	Door	4	123992	Bracket	31
119731	Window	7	123993	Guide, Tape	31
120006	Receptacle (15 Contacts)	25,35	123994	Clamp	31
120007	Plate	25	123995	Strap	31
120164	Receptacle	36	123996	Spring, Detent	31
120175	Plate, Off-On	35,41,44B	123997	Frame, Tape Storage	31
120850	Plate, Front	23,25	123998	Spacer	31
120851	Plate, Side-Rear	22,35,41,44B	123999	Block, Guide	31
120852	Plate	24,35,36	124001**	Box, Electrical Service	20
120853	Plate	25,35,36,41	124002**	Cover	20
120854	Plate	25,35	124003	Block, Guide	31
120855	Adaptor	25,35	124004	Pad, Felt	31
120856	Plate	25,35,36	124005	Panel, Glass	31
120857	Plate	24	124006**	Bracket, Mounting	16
120860	Plate, Front	23	124007**	Channel	16
120861	Plate, Side-Front	22,36	124008	Plate, Mounting	14
121089	Latch	6	124009**	Tray, Sliding	10
121090**	Bracket, Striker	2	124010	Rod, Release	12
121244	Clamp, Cable	38,40	124011	Arm, Latch	12
121246	Clamp, Cable	38,41,42,44B	124012**	Panel	8
121247	Clamp, Cable	32,37,38	124013**	Panel	8
121248	Clamp, Cable	32,33,35,40,42	124014	Plate	17
121250	Clamp, Cable	42	124015**	Door	2
121275	Twister, Tape	28	124016	Plate, Mounting	27
121276	Twister, Tape	28	124021	Receptacle, Polarized	21
121277	Twister, Tape	28	124022	Cable	27
121278	Plate, Mounting-Front	13	124023	Block, Fuse	21
121279	Plate, Mounting-Rear	13	124024	Window	7
121280**	Door	2,3	124025	Rail	7
121281	Plate, Clamp	13	124026**	Bracket, Mounting	8
121282	Guide, Tape	28	124027	Window	7
121283	Bracket, Tape Guide	28	124028**	Bracket, Striker	6
121284	Window	7	124029**	Cover, Guard	20
121285	Window	7			

NUMERICAL INDEX (Continued)

Part Number	Description	Page	Part Number	Description	Page
124030	Receptacle,Duplex	21,36	128640	Plate	36
124051**	Door	2	128842	Side And Strip-Assembly-Left	39
124052	Guide,Tape	28,42	128843	Side And Strip Assembly-Right	39
124053	Guide,Tape	28,42	128911	Lamp,Neon	40
124054	Clamp	28,42	128912	Socket	40
124056**	Panel	8	129381	Grommet	38,43
124057**	Panel	8	129382	Grommet	40
124058**	Door	2	129431	Fusetron (4 Amp)	44A
124060	Latch,Upper	6	129933	Resistor (1200 Ohms)	44A
124061	Strip,Latch-Upper	6	135720**	Strip,Mounting	10
124062	Strip,Latch-Lower	6	135723	Chute,Tape	30
124064**	Fracket,Stop	8	135781**	Panel Assembly	9
124065**	Bracket,Stop	8	135782**	Holder,Card	9
124102	Bracket	28	135962	Strip,Mounting	38,43
124142	Plate	28	135963**	Bracket	32
124215	Housing,Iamp	27	135964**	Stop,Panel	32
124217	Post	20	135966**	Panel	34
124222**	Bracket,Tape	31	135967**	Control Panel Assembly-Left	34
124426	Washer,Flat	37,42	135968**	Control Panel Assembly-Right	34
124427	Receptacle,Polorized	21	135969**	Frame,Panel	34
124484**	Bracket	32,40	135970**	Panel Frame Assembly	34
124501	Screw,Thumb	20	135971	Plate	35
124611	Screw (8-32x3/8 Hex)	33	135972	Plate	35
124746	Screw (6-32x3/8 Fil)	38	135974	Leader,Door	5
124848	Holder,Fuse	35,36,38	135975**	Sliding Tray Assembly	39
124955	Bumper,Rubber	34	135976**	Sliding Tray	39
124993	Switch	37	135977	Arm,Latch	39
125002	Screw (8-32x3/8 Flat)	10,39	135978	Arm,Latch	39
125004	Screw (8-32x1/4 Rd)	33	135979**	Plate,Mounting	33
125011	Washer,Flat	40,44	135980	Deflector,Tape	33
125014	Washer,Flat	4,33	135981	Tape Container Assembly	37
125015	Washer,Flat	30	135982	Twister,Tape	37
125155	Screw (6-40x1/2 Fil)	42	135983**	Door Assembly-Front	32
125168	Screw (6-40x1/4 Fil)	5	135984	Door,Front	32
125179	Screw (6-32x3/16 Rd)	27	135985**	Door Assembly	32
125186	Screw (8-32x3/4 Fil)	43	135986**	Door,Front	32
125231	Nut (10-32 Hex)	10	135987**	Panel Assembly-Rear	32,40
125235	Nut (4-36 Hex)	40	135988**	Panel,Rear	32,40
125303	Pin,Cotter	6	135989**	Panel Assembly-Rear	32,40
125723	Fusetron (3 Amp)	24,35,36	135990**	Panel,Rear	32,40
125725	Fusetron (15 Amp)	21	135995**	Panel	32
126296	Fuse (5 Amp)	44A	135997	Bracket	37
128204	Clamp,Tube	38	136021	Set of Parts	38
128302	Cover,Side	36	136430**	Bracket,Tape Roll	32
128303	Plate,Separator	36	136538	Plate,Mounting	38
128304	Plate,Receptacle	36	136539	Cable Assembly	38
128312	Panel,Left	39	136549	Flasher,Thermostatic	38
128313	Panel,Right	39	136551	Cable	37
128322	Mounting,Jack	41	136617	Lever,Space Out	34
128346	Rail,Right	5	136619	Plate,Tape Stripper	34
128352	Block,Mounting	37	136620	Plate	36
128383	Frame,Base-Front	38	136621	Tape Container Assembly	37
128384	Frame,Base-Rear	38	136622	Twister,Tape	37
128385	Duct,Wire	38	136623	Plate,Mounting	37
128386	Base Assembly	38	136624	Grommet	37,42
128387	Plate	36	136625	Pad,Felt	37
128542**	Bracket	32	136626	Washer,Flat	32
128547**	Strip	32	136627**	Door	32
128555	Jack	36	136630**	Door	32
128563**	Bracket	40	136631**	Door Assembly-Front	32
128585	Support,Center	32	136632	Guard	34
128586**	Door	32	136633	Guard Assembly	34
128595**	Bin,Tape	32	136634	Cover,Side	36
			136853	Plate,Adaptor	38,43

NUMERICAL INDEX (Continued)

Part Number	Description	Page	Part Number	Description	Page
136890	Stop,Tray-Right	11	139782	Plate	44
136953	Stop,Tray-Left	11	139783	Spring,Detent	44
136966	Plate	38	139784	Arm,Tape	44
138192	Rod,Release	12,39	139798	Plate	44B
138193	Handle	10,39	139799	Plate,mounting	44A
138225	Block,Terminal	38,43	139800**	Door	44C
139158	Connector, Receptacle	41,44C	139801	Chute assembly,Tape	44C
139162	Cable Assembly	41	139804	Strip,mounting	44A
139163	Cable Assembly	41	139805	Plate,mounting	44A
139164	Strip,mounting	43	139806**	Door Assembly	44C
139165	Plate	41	139810	Plate,Fuse	44A
139166**	Plate,mounting	42	139811**	Bracket	44C
139167	Cable Assembly	41	139812	Bracket	44C
139168	Bracket	42	139951**	Panel	44C
139169**	Door,Left	40	139952	Cable Assembly	44B
139170**	Door,Right	40	139953	Cable Assembly	44B
139171	Window	40	139954	Cable Assembly	44B
139172**	Bracket,Tape Winder	42	139968	Buzzer	44A
139173**	Panel,Left	40	151346	Screw (6-40x3/8 Fil)	41,44B
139175	Clamp,Window	40	151606	Screw (10-32x1/4 Hex)	33,40
139176**	Bracket,Cross	42	151630	Screw (6-40x1/4 Hex)	5
139177	Plate,Striker	40	151631	Screw (6-40x5/16 Hex)	10,39,40,42,44A
139178	Plate	41	151632	Screw (6-40x3/8 Hex)	42
139179	Clamp,window	40	151642	Screw (6-40x3/4 Fil)	27,41
139180	Plate	41,44B	151657	Screw (6-40x1/4 Fil)	34
139181	Plate,mounting	43	151689	Screw (4-40x3/4 Fil)	27
139182	Plate,mounting	43	151691	Screw (10-32x3/8 Fil)	44
139183	Bracket	42	151722	Screw (6-40x3/16 Hex)	42,44C
139184	Plate,Tape Guide	42	151939	Grommet	27
139185	Cable Assembly	41	152994	Switch, Toggle	44B
139186	Plate,Shield	42	158989	Capacitor (20µ F)	43
139187	Twister,Tape	42	158990	Bracket,mounting	43
139189**	Panel,Right	40	158991	Capacitor (15µ F)	43
139192	Bracket	42	158992	Bracket,mounting	43
139251	Tray,Tape Winder	42	159541	Plug,Connector	41,44B
139528	Guard	44C			