



BULLETIN 1149B

PARTS

MODEL 28
PAGE PRINTER SET
(KSR & RO)



TELETYPE[®]
CORPORATION
5555 TOUHY AVENUE, SKOKIE, ILLINOIS





TABLE OF CONTENTS

SECTION	TITLE	ISSUE	DATE
573-100-800TC	28 Page Printer Set Modification Kits (KSR-RO)	1	June, 1965
573-115-800TC	28 and 29 Typing Unit (LP) - Parts	2*	May, 1967
573-116-800TC	28 Send-Receive Keyboard (LK) and 28 Receive-Only Base (LB) - Parts	1	June, 1965
573-133-800TC	28 Electrical Service Unit (LESU) for Keyboard Send-Receive and Receive-Only Sets - Parts	1	June, 1965
573-133-804TC	28 Electrical Service Unit (LESU) for Wall Mount KSR/RO - Parts	1	June, 1965
573-134-800TC	28 Console and Table Model Cabinets (LAC) and 28 Table (LT) - Parts	1	June, 1965
573-134-801TC	28 Skintight Cover (LPC) - KSR/RO - Parts	1	June, 1965
573-134-804TC	28 Wall Mounted Cabinet (LPC) - Parts	1	June, 1965
573-136-803TC	28 Apparatus Cabinet (LBAC) for Page Printers - Parts	1	June, 1965

*Asterisk indicates revised section.

NOTE:

For Motors, refer to Bulletin 295B.



28 PAGE PRINTER SET MODIFICATION KITS
(KSR/RO)

MODIFICATION KITS

Kit Number	Description	Specification Number
152307	Modification Kit to Provide Reperforator Control Mechanism on Stunt Box	5760S
152321	Modification Kit to Provide LAC with Universal Copyright Conversion	5775S
152322	Modification Kit to Provide Automatic Carriage Return and Line Feed Mechanism on Typing Units LP3 thru LP9	5788S
152324	Modification Kit to Provide Electrical Service Unit Conversion from LESU5 to LESU7	5790S
152325	Modification Kit to Provide Conversion of 152744 Line-Test Key Assembly to a 152625 Line-Test Key Assembly	5701S
152326	Modification Kit to Provide Conversion of 151822 Line Relay Mounting Assembly to a 152623 Assembly	5664S
152328	Modification Kit to Provide Conversion of 152021 Capacitor-Resistor Assembly to a 152624 Assembly	5662S
152329	Modification Kit to Provide Conversion of 151400 Electrical Motor Control Assembly to a 153251 Assembly	5706S
152335	Modification Kit to Provide Automatic Carriage Return and Line Feed Mechanism on Stunt Box	5788S
152718	Modification Kit to Provide Mechanism on Stunt Box for Motor Stop Function on Upper Case "H"	5671S
152719	Modification Kit to Provide Mechanism on Stunt Box for Motor Stop Function on Upper Case "M"	5671S
152900	Modification Kit to Provide Mechanism on Stunt Box for Spacing on Upper Case "Blank"	5784S
152914	Modification Kit to Provide XD Control on LB3	5746S
152919	Modification Kit to Convert a Typing Unit from Communications Service to Weather Map Service	5719S
153907	Modification Kit to Add Page Feed-Out and Transmitter Control Features to Typing Unit	5751S

MODIFICATION KITS (Continued)

Kit Number	Description	Specification Number
153913	Modification Kit to Provide Print Suppression During Selection for LP	5866S
153924	Modification Kit to Provide Stunt Box with Upper Case "Blank-H" Motor Control Mechanism	5835S
153941	Modification Kit to Convert Non-Selective Calling Printer Set to a Selective Calling Printer Set (Bell System 28D to 28E, 28B to 28F, 28C to 28G)	5847S
153948	Modification Kit to Provide Time Delay Motor Stop Disabler Mechanism on Stunt Box	5833S
154370	Modification Kit to Provide Improved Cable Clamp on Typebox Mechanism	50048S
154726	Modification Kit to Convert from Mechanical to Electrical Signal Line Break Mechanism on Keyboard	5796S
154782	Modification Kit to Provide Mechanism on Stunt Box to Prevent Locking-Out of the Typing Unit	5857S
154787	Modification Kit to Provide Mechanism on Stunt Box to Hold Function Lever Shaft Securely in Place	5859S
155764	Modification Kit to Provide Friction Feed Printer with Page Feed-Out and Transmitter Control Features	5751S
157526	Modification Kit to Provide Printer with Horizontal Tab on "Figs" - "G"	5864S
157528	Modification Kit to Provide Printer with Page Feed-Out on "Figs" - "Z"	5751S
157531	Modification Kit to Add "Figs" - "J" to Stunt Box	5751S
157535	Modification Kit to Add XD Control and Horizontal Tab on "Figs" - "G" to LP10 and UP	5864S
157536	Modification Kit to Add XD Control and Horizontal Tab on "Figs" - "Blank" to LP10 and Up	5864S
15936	Modification Kit to Provide a Normally Open Contact Mechanism on Stunt Box	5782S

MODIFICATION KITS (Continued)

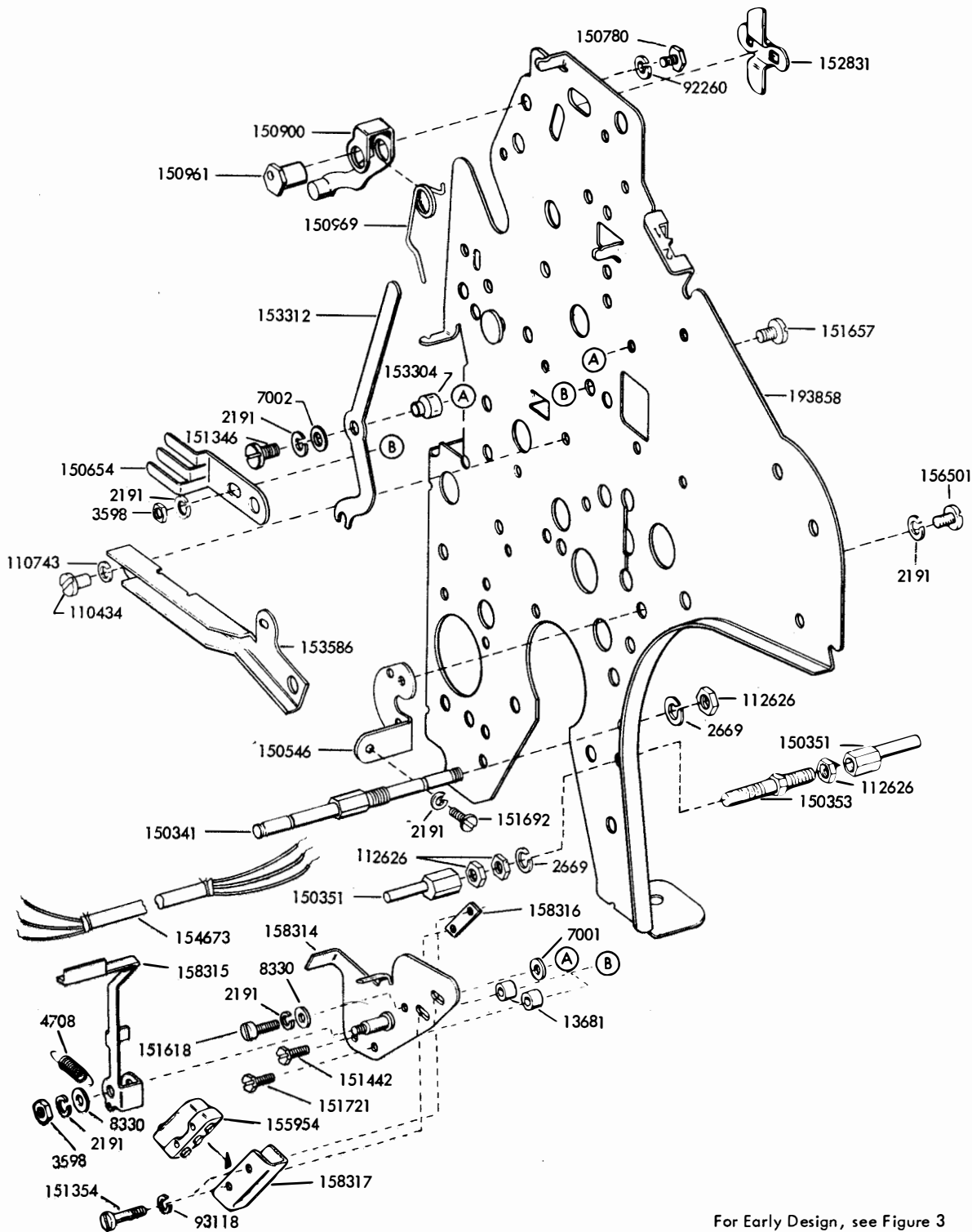
Kit Number	Description	Specification Number
159370	Modification Kit to Provide a Normally Closed Contact Mechanism on Stunt Box	5782S
161119	Modification Kit to Provide Printer with Code Bar Shift Magnet for Continuous Spacing	5777S
161441	Modification Kit to Convert Typing Unit from Sprocket Feed to Friction Feed	5910S
162012	Modification Kit to Provide Stunt Box with Shift Slide Mechanism	5824S
162013	Modification Kit to Provide Stunt Box with Shift Slide Mechanism	5824S
162613	Modification Kit to Provide Printer with Auxiliary Connector Mounting Parts	5820S
162866	Modification Kit to Provide Stunt Box with Normally Open and Normally Closed Contacts	5782S
163518	Modification Kit to Adapt the Vertical Tabulator Control Mechanism for Use with an LXD	5751S
164079	Modification Kit to Provide Stunt Box with a Two-Letter Code Directing Call Mechanism	
165668	Modification Kit to Provide Cabinets with 48 Volt DC Incandescent Copylight System	50306S
172625	Modification Kit to Convert Friction Feed Typing Unit to Sprocket Feed	5792S
174491	Modification Kit to Provide Keyboard Signal Generator Contacts with R. F. Suppression	50015S

28 and 29 TYPING UNIT (LP)

PARTS

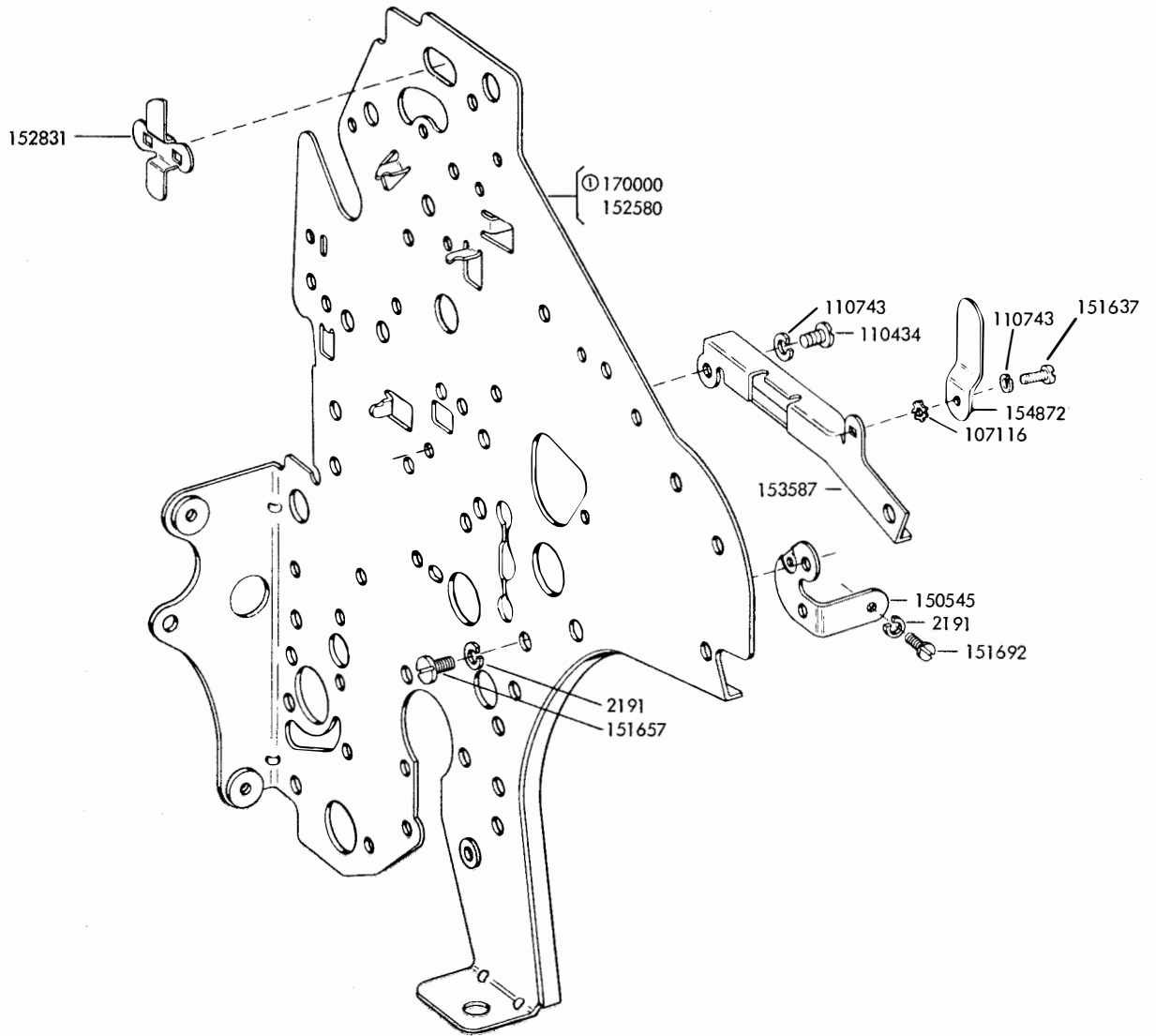
FIGURE	CONTENTS	PAGE	FIGURE	CONTENTS	PAGE
1	Left Side Frame Mechanism	4	50	Type Box and Pallets	53
2	Right Side Frame Mechanism	5	51	Type Box and Pallets	54
3	Left and Right Side Frame Mechanism	6	52	Typepallet Chart	55
4	Left and Right Side Frame Mechanism	7	53	Typepallet Charts	56
5	Left and Right Side Frames (Wall Mounted)	8	54	Typepallet Charts	57
6	Pressure Roller Mechanism	9	55	Stunt Box - Major Components	58
7	Pressure Roller Mechanism	10	56	Stunt Box - Major Components	59
8	Space Suppression Mechanism	11	57	Shift Mechanism Components	60
9	Space Suppression, Stunt Shift Control and Code Bar Suppression Mechanism (8 Level)	12	58	Function Levers	61
10	Space Suppression Mechanism	13	59	Switch Assemblies and Components	62
11	Print Suppression Mechanism	14	60	Switch Assemblies and Components	63
12	Electrically Operated Letters Shift Mechanism	15	61	Cable Assemblies	64
13	Page Feed-Out and Form Starter Mechanism	16	62	Function Bars	65
14	Paper Spindle and Reset Bail Mechanism	17	63	Function Bar Condition Chart	66
15	Paper Spindle and Reset Bail Mechanism	18	64	Function Bar Condition Chart	67
16	Reset Bail Mechanism	19	65	152302 (Sprocket Feed) and 155763 (Friction Feed) Modification Kits to Provide Page Feed-Out on Upper Case "Z"	68
17	Sprocket Feed Mechanism	20	66	152303 and 176821 Modification Kits to Provide Page Feed-Out Transmitter Control	69
18	Line Feed and Platen Mechanism	21	67	154780, 164476 and 178141 Modification Kits to Provide Horizontal Tabulator XD Control	69
19	Left Side Linkage and Rocker Shaft Mechanism	22	68	Page Feed-Out Form Length Gear and Disk Modification Kits	70
20	Left Side Linkage and Stripper Blade Mechanism	23	69	152304 Modification Kit to Provide Horizontal Tabulation (Continued on next page)	71
21	Right Side Linkage and Type Box Carriage Mechanism	24	70	152304 Modification Kit to Provide Horizontal Tabulation (Continued from preceding page)	72
22	Right Side Linkage and Type Box Carriage Mechanism	25	71	159362 Modification Kit to Provide Spacers for Centering Narrow Paper Roll on Spindle	73
23	Main Shaft Mechanism	26	72	151799 Modification Kit to Provide Latches for Paper Spindle	73
24	Main Shaft Mechanism	27	73	152315 and 154743 Modification Kits to Provide Manual Selection of Stunt Box Operation	73
25	Line Feed Clutch and Function Clutch Mechanism	28	74	154727 Modification Kit to Provide Auxiliary Connector	74
26	Trip Shaft Mechanism	29	75	152317 Modification Kit to Provide Horizontal Tabulator XD Control	74
27	Trip Shaft Mechanism	30	76	152337, 157509 and 173283 Modification Kits to Provide On-Line Stunt Shift Control	75
28	Carriage Return and Spacing Drum Mechanism	31	77	153912 Modification Kit to Provide Figs-Ltrs Code Bar Manual Shifting	76
29	Carriage Return and Spacing Drum Mechanism	32	78	152312 Modification Kit to Convert Printer for Use with Lightweight Set	76
30	Front Plate Mechanism	33	79	160886 and 194093 Modification Kits to Provide Local Form Feed-Out (Receiving Only Base)	76
31	Front Plate Mechanism	34	80	152340 Modification Kit to Provide Multi-Copy Paper Handling	77
32	Front Plate Mechanism	35			
33	Front Plate Mechanism (8 Level)	36			
34	Front Plate Mechanism	37			
35	Front Plate Mechanism	38			
36	Code Bar Positioning Mechanism	39			
37	Code Bar Positioning Mechanism (8 Level)	40			
38	Code Bar Positioning Mechanism	41			
39	Selector Mechanism	42			
40	Selector Mechanism (8 Level)	43			
41	Selector Knob Mechanism	44			
42	Selector Magnet Mechanism	45			
43	Selector Magnet Mechanism (8 Level)	46			
44	Selector Magnet Mechanism	47			
45	Right Ribbon Feed Mechanism	48			
46	Left Ribbon Feed Mechanism	49			
47	Code Bar Mechanism	50			
48	Code Bar Mechanism	51			
49	150036 Printing Carriage Assembly	52			

FIGURE	CONTENTS	PAGE	FIGURE	CONTENTS	PAGE
81	153910 Modification Kit to Provide Function Suppression for "AZ" Stunt Box	77	105	152917 and 157510 Modification Kits to Provide Local Back Space	95
82	152345 Modification Kit to Provide Off-Line Stunt Shift Control	78	106	161280 Modification Kit to Provide On-Line Reverse Line Feed	96
83	152350 Modification Kit to Provide Keyboard Lock	79	107	163183 Modification Kit to Provide D.C. Magnet Operated Print Suppression	97
84	153919 Modification Kit to Provide Auxiliary Connector	79	108	163947 Modification Kit to Provide Improved Manual Platen Line Feed	98
85	152915 and 157511 Modification Kits to Provide Local Reverse Line Feed	80	109	163535 and 178301 Modification Kits to Provide Transmitter Control for the Vertical Tabulator	98
86	Sprocket Feed Paper Handling Modification Kits (Typing Unit and Cabinet)	81	110	164270 Modification Kit to Provide Copy Display	99
87	Sprocket Feed Paper Handling Modification Kits (Wall Mounted Typing Unit and Cabinet)	82	111	157514 Modification Kit to Provide Automatic Carriage Return and Line Feed	100
88	153911 Modification Kit to Provide Continuous Spacing (Continued on next page)	83	112	172181 Modification Kit to Provide Copy Display	100
89	153911 Modification Kit to Provide Continuous Spacing (Continued from preceding page)	84	113	163146 Modification Kit to Provide Universal Contact	101
90	152348 Automatic Carriage Return and Line Feed and 153945 "O" Code Bar and Bellcrank Modification Kits	85	114	159366 Modification Kit to Provide a Friction Feed Printer with Paper-Out Alarm	102
91	154742 Modification Kit to Provide Four Lines Per Inch	85	115	179369 Modification Kit to Provide Copy Display	103
92	155051 Auxiliary Cable Assembly	86	116	Selective Calling Function Lever Modification Kits	104
93	154753 Modification Kit to Provide Auxiliary Connector	86	117	179724 Modification Kit to Provide Two Color Ribbon Printing - Right Side (Continued on next page)	105
94	154755 Modification Kit to Provide 5 Spaces Per Inch Horizontally	87	118	179724 Modification Kit to Provide Two Color Ribbon Printing - Left Side (Continued from preceding page)	106
95	159395 Modification Kit to Provide 6 Spaces Per Inch Horizontally	87	119	194995 and 199245 Modification Kits to Provide Paper Jam Alarm	107
96	163292 Modification Kit to Provide 3 Spaces Per Inch Horizontally	87	120	174043 Modification Kit to Provide Paper Feed Failure Indicator	108
97	154792 Modification Kit to Provide 12 Spaces Per Inch Horizontally	87	121	198394 Modification Kit to Provide Universal Contacts	109
98	Vertical Tabulation Modification Kits	88	122	176420 Modification Kit to Provide Selector with Timing Contacts	110
99	154770 Modification Kit to Provide Vertical Tabulation on Upper Case "J" and "Z" (Includes the 163535 Modification Kit in Figure 109)	89	123	154798 Modification Kit to Provide Superfold Friction Feed Paper Handling	111
100	154778 Modification Kit to Provide External Pulse Shift Feature (Continued on next page)	90	124	194092 Modification Kit to Provide Paper Motion Alarm	112
101	154778 Modification Kit to Provide External Pulse Shift Feature (Continued from preceding page)	91	125	194324 Modification Kit to Provide a Paper-Out Alarm Switch	113
102	154785 Modification Kit to Provide Universal Contacts	92	126	305035, 305036 and 307065 Modification Kits to Provide Improved Manual Platen Line Feed	114
103	157508 and 163180 Modification Kits to Provide Horizontal Tabulation (Continued on next page)	93		Notes of Explanation	115
104	157508 and 163180 Modification Kits to Provide Horizontal Tabulation (Continued from preceding page)	94		Notes of Explanation (Continued)	116
				Numerical Index	117



For Early Design, see Figure 3

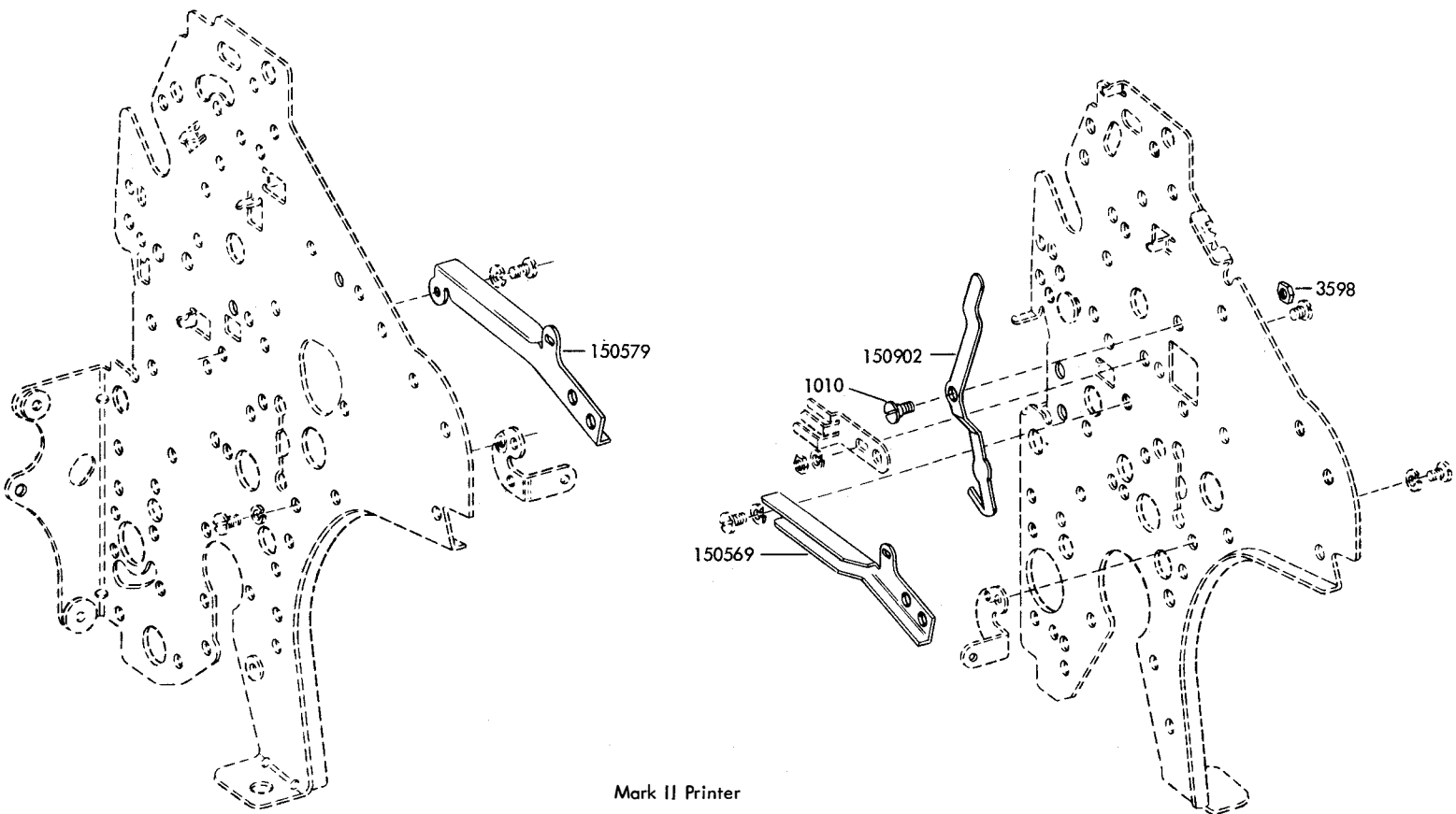
FIGURE 1. LEFT SIDE FRAME MECHANISM



① Peculiar to 8 Level Units

For Early Design, see Figure 3

FIGURE 2. RIGHT SIDE FRAME MECHANISM



Mark II Printer

Early Design Parts

FIGURE 3. LEFT AND RIGHT SIDE FRAME MECHANISM

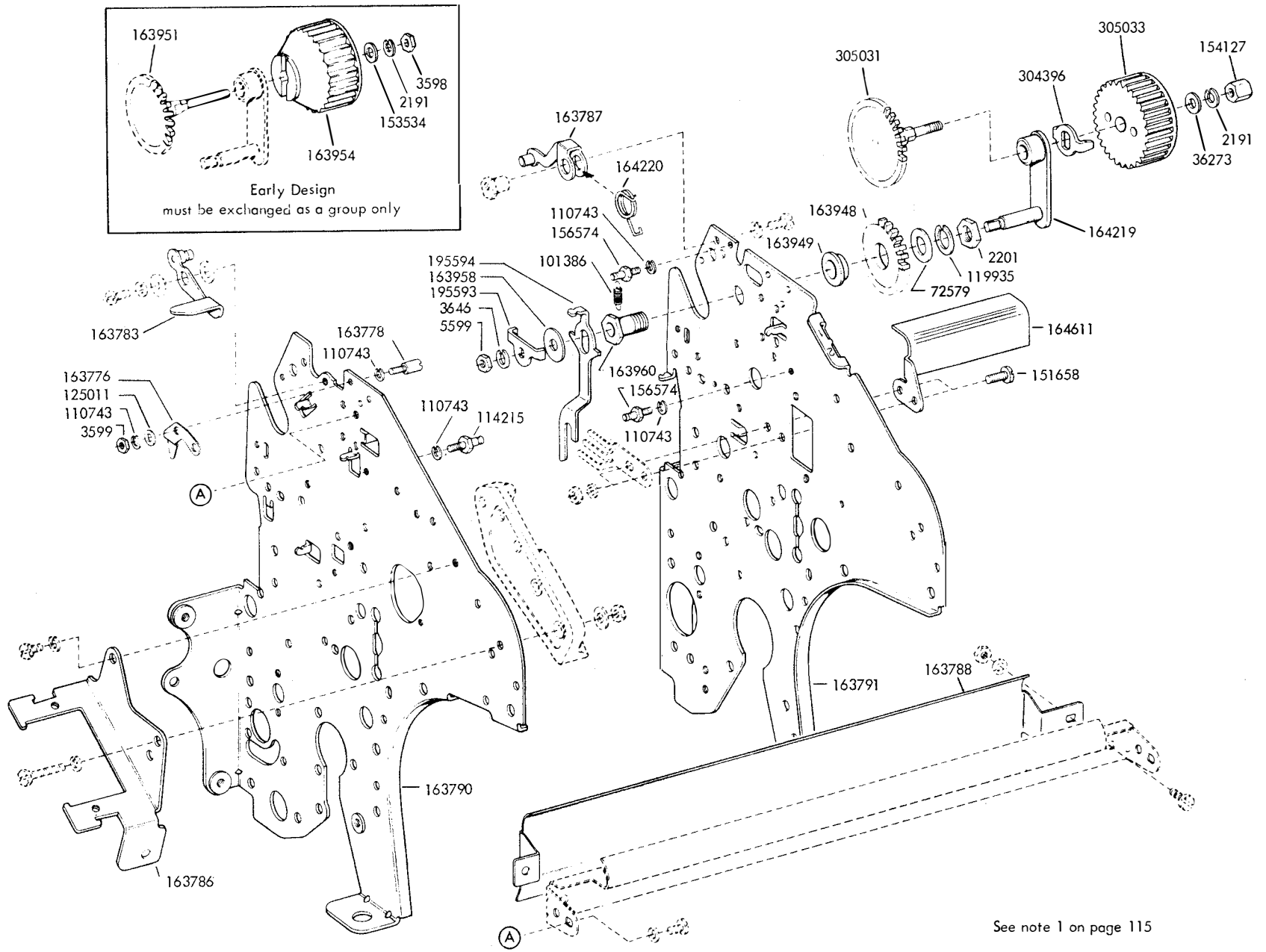


FIGURE 4. LEFT AND RIGHT SIDE FRAME MECHANISM

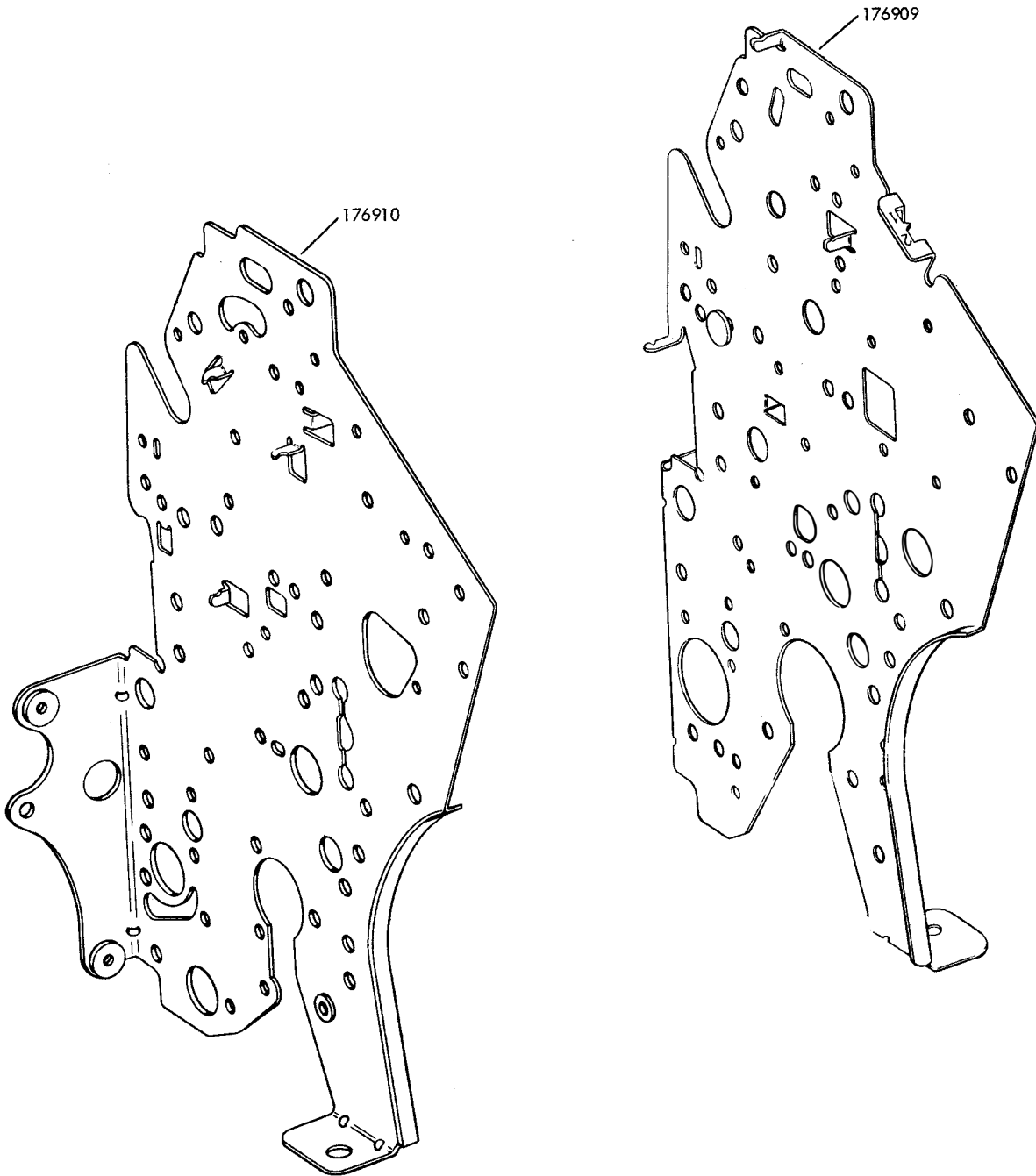
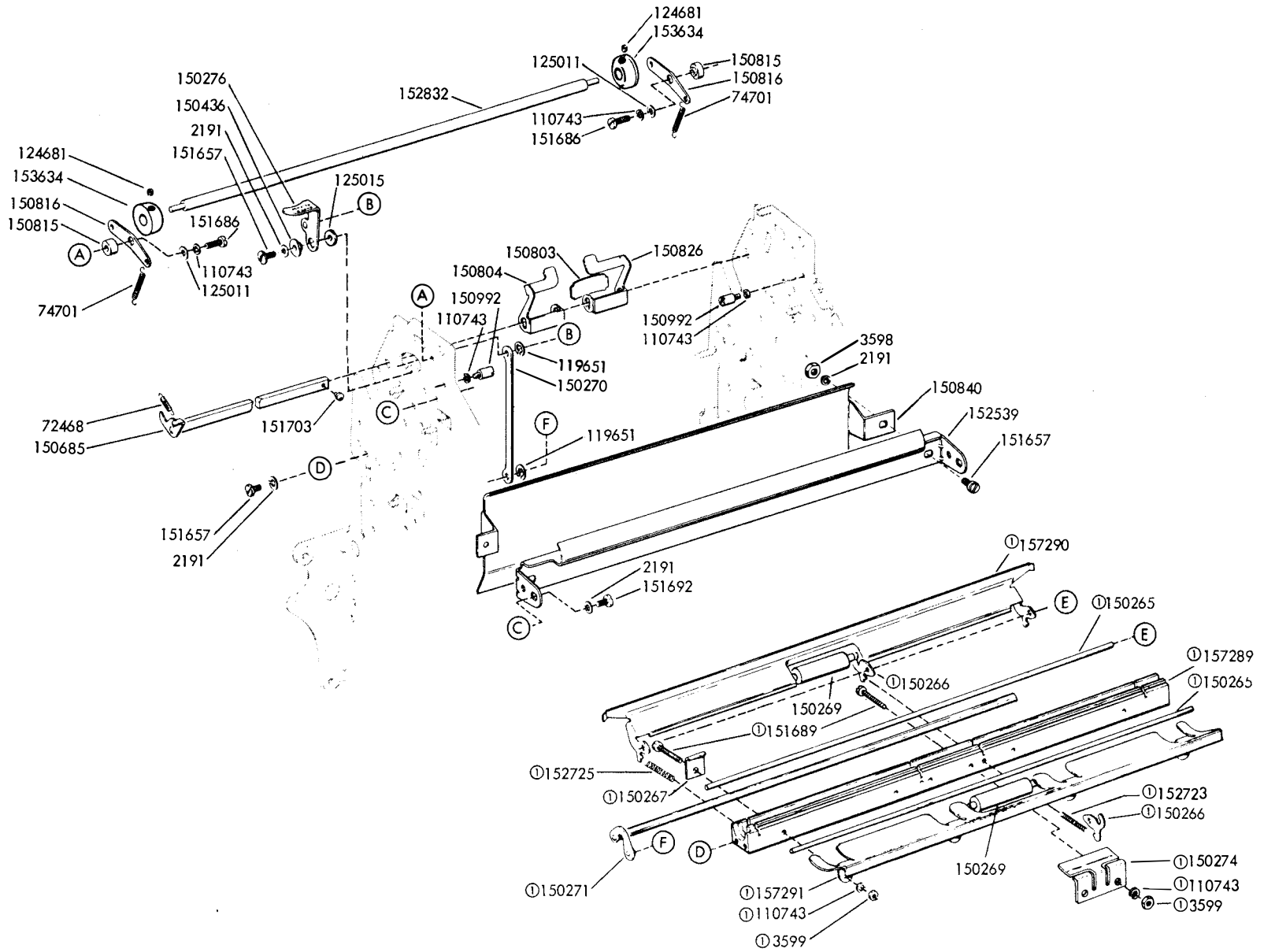


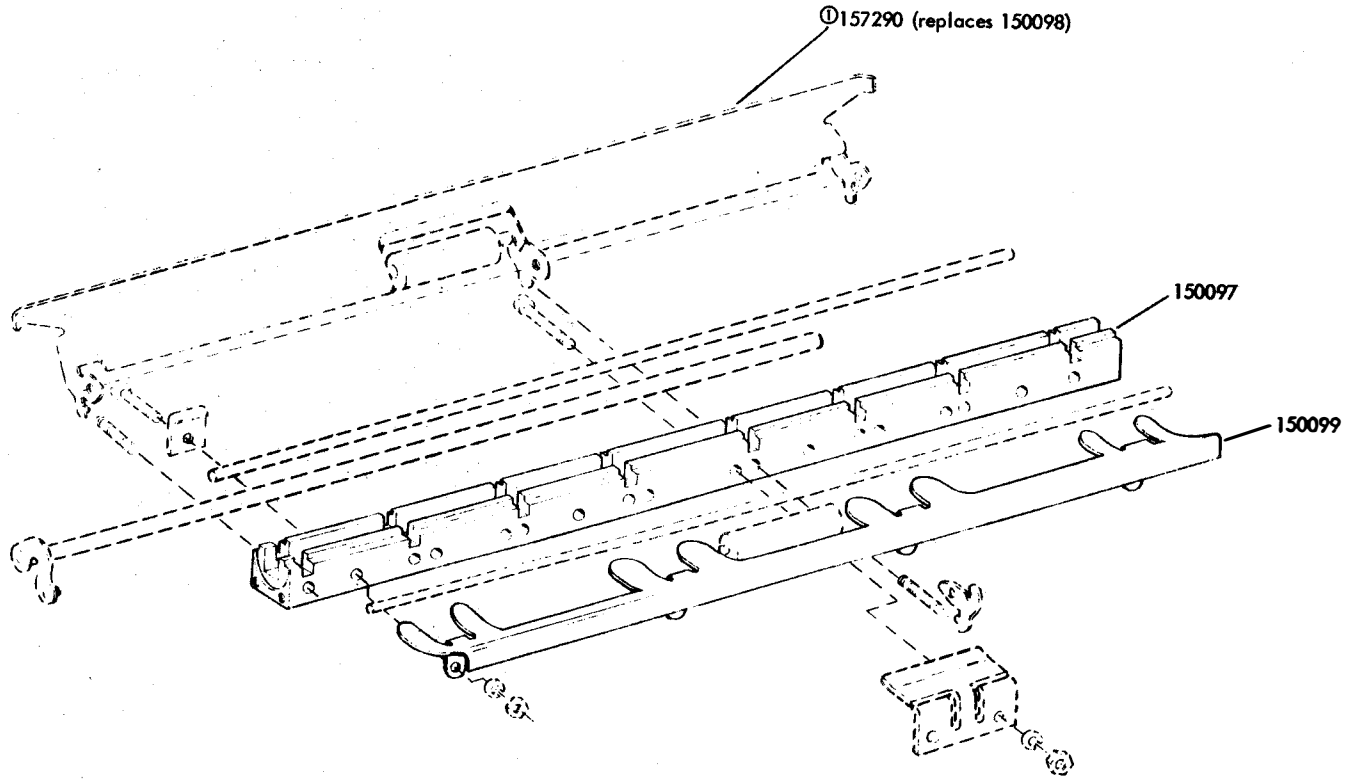
FIGURE 5. LEFT AND RIGHT SIDE FRAMES (WALL MOUNTED)

FIGURE 6. PRESSURE ROLLER MECHANISM



① 150096 Pressure Roller Assembly
For Early Design, see Figure 7

FIGURE 7. PRESSURE ROLLER MECHANISM



Early Design Parts

①See note 2 on page 115

FIGURE 9. SPACE SUPPRESSION, STUNT SHIFT CONTROL AND CODE BAR SUPPRESSION MECHANISM (B LEVEL)

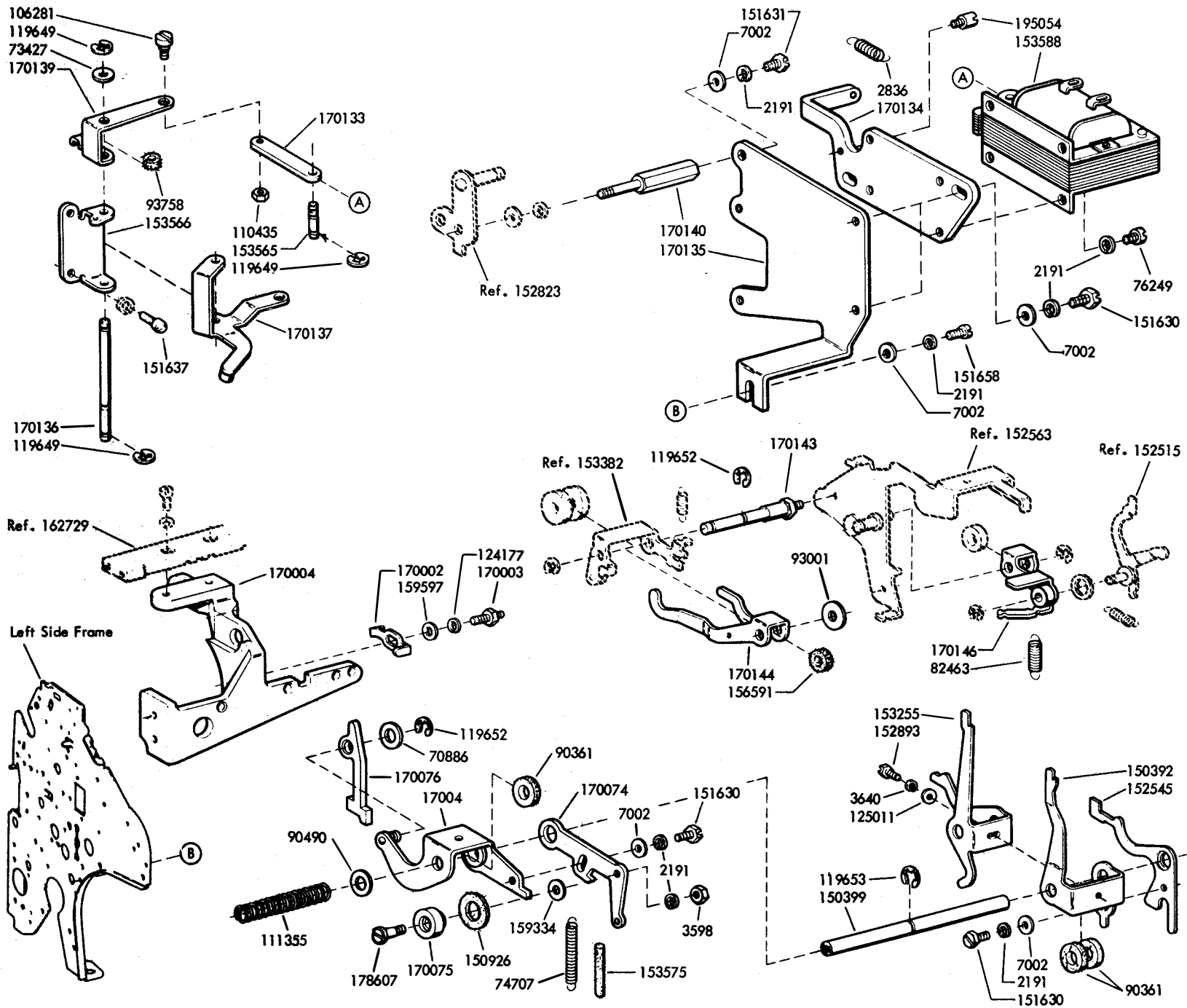
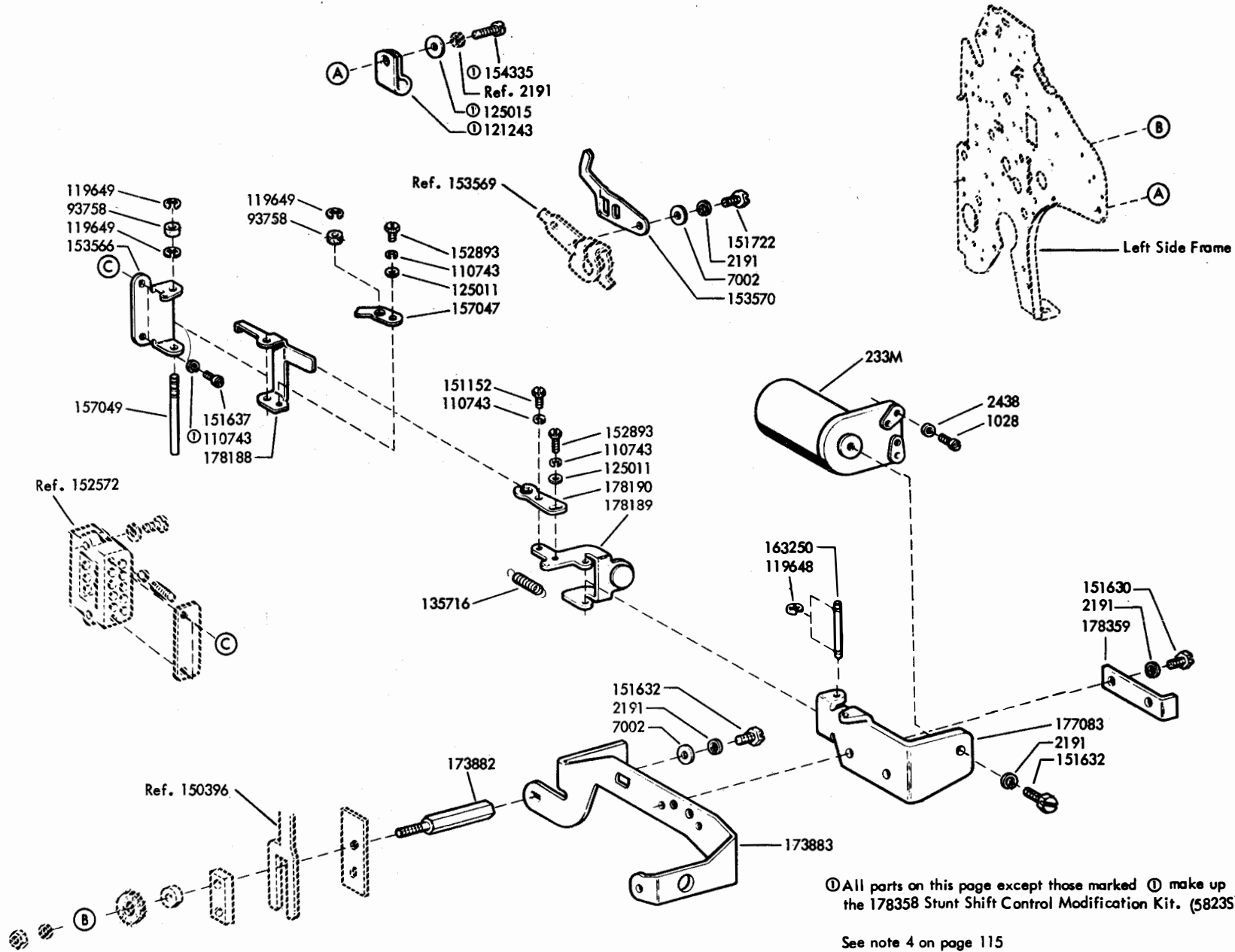


FIGURE 11. PRINT SUPPRESSION MECHANISM



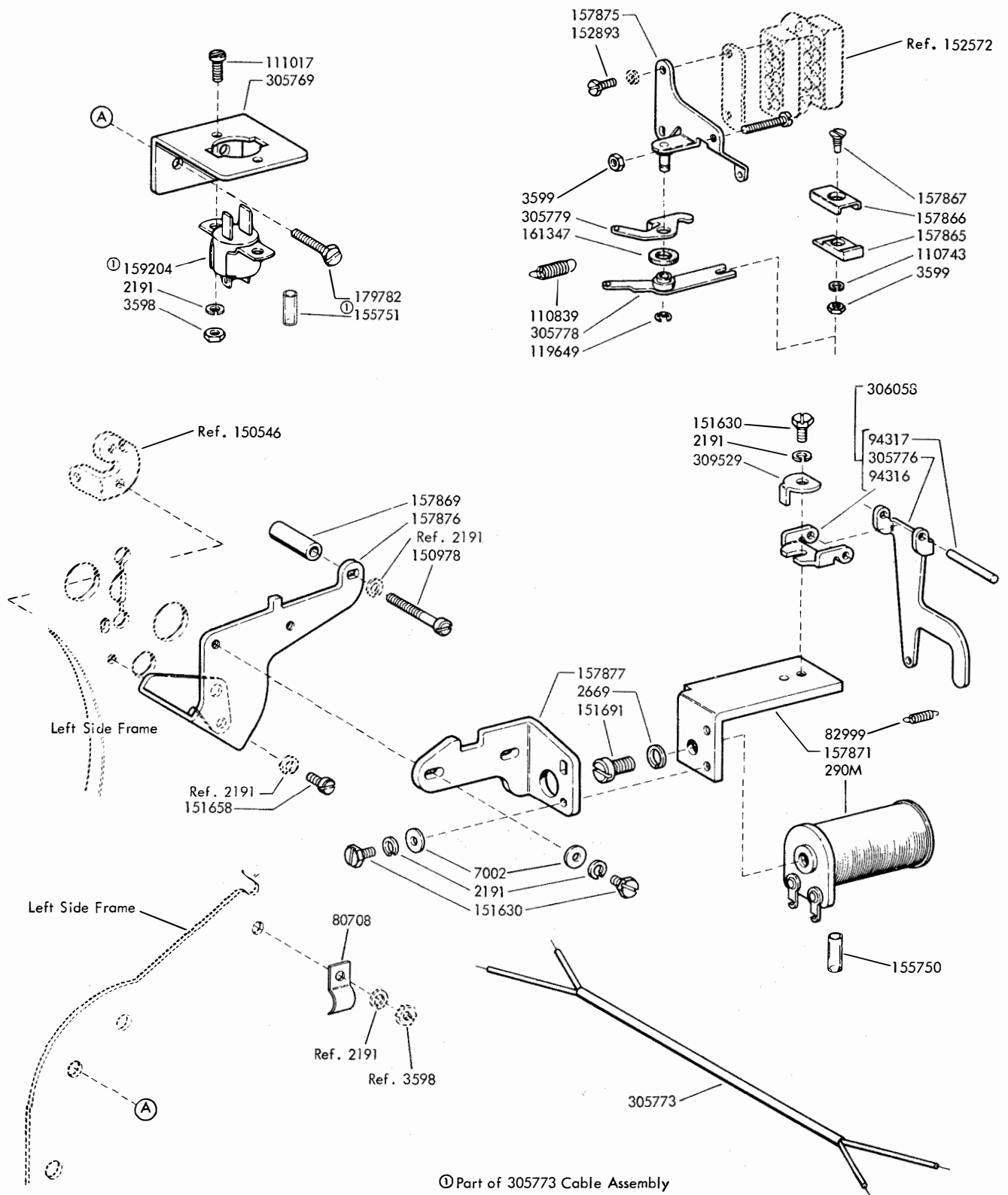
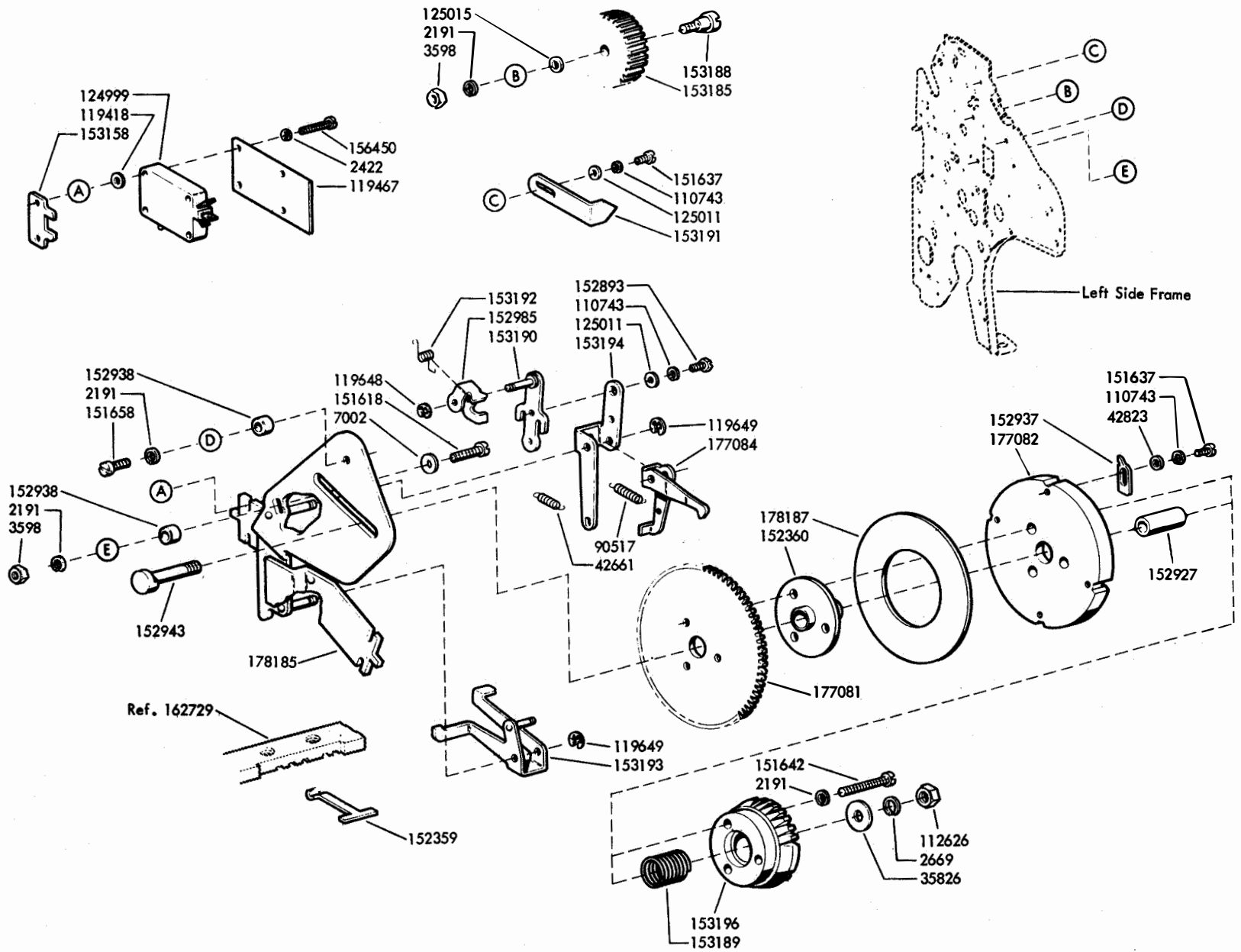
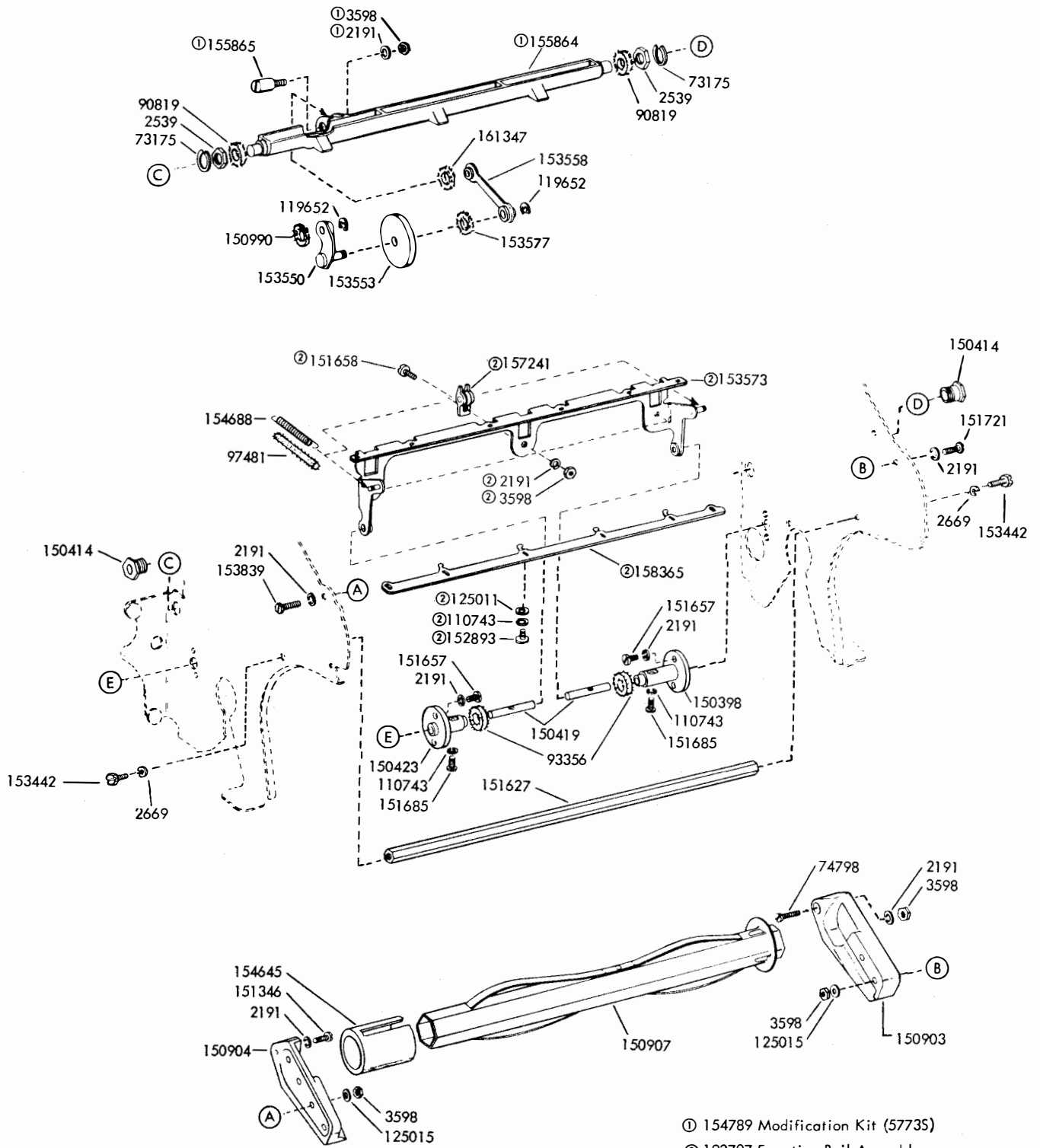


FIGURE 12. ELECTRICALLY OPERATED LETTERS SHIFT MECHANISM

FIGURE 13. PAGE FEED-OUT AND FORM STARTER MECHANISM



See note 4 on page 115

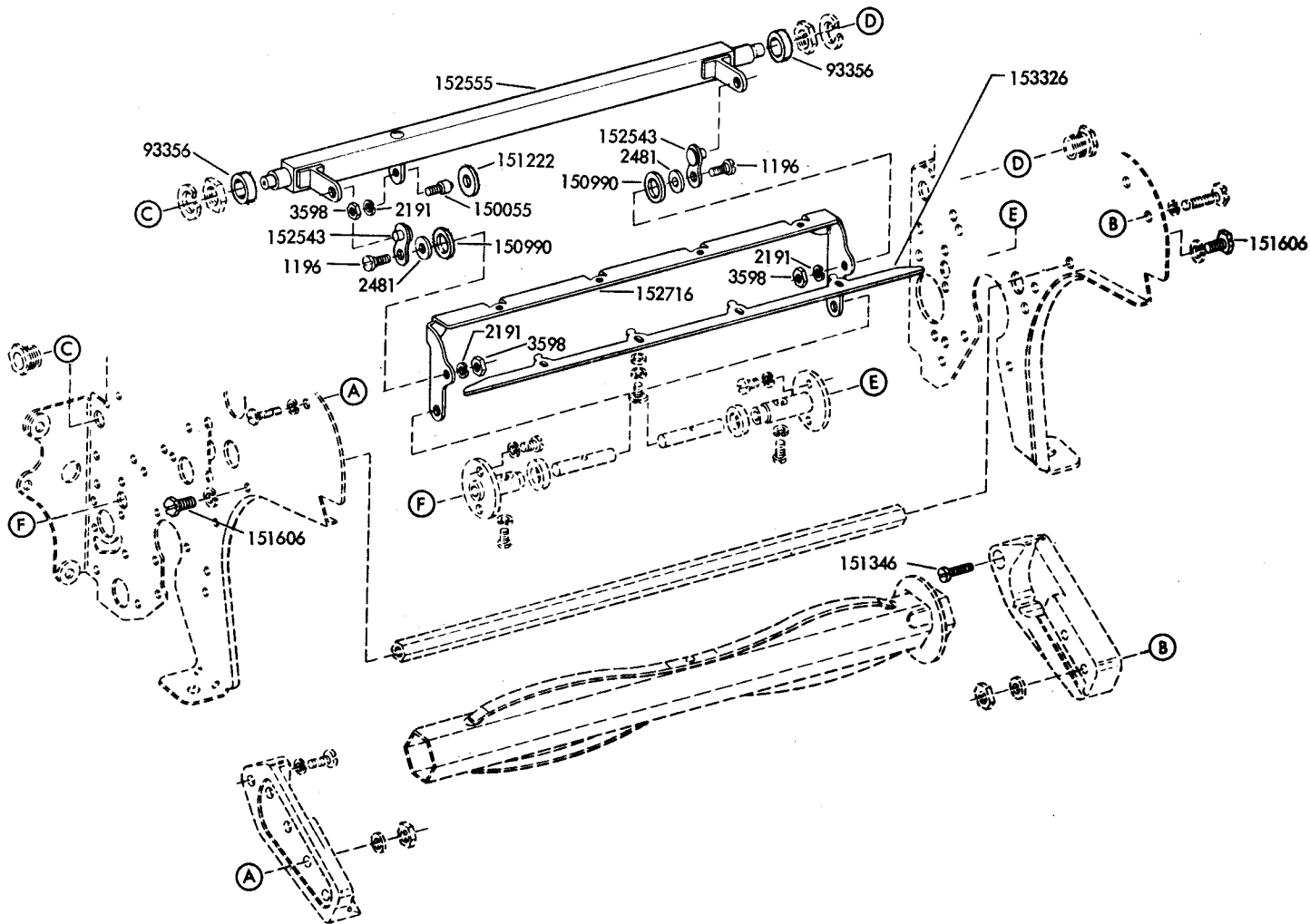


- ① 154789 Modification Kit (57735)
- ② 192707 Function Bail Assembly

For Early Design, see Figures 15 and 16

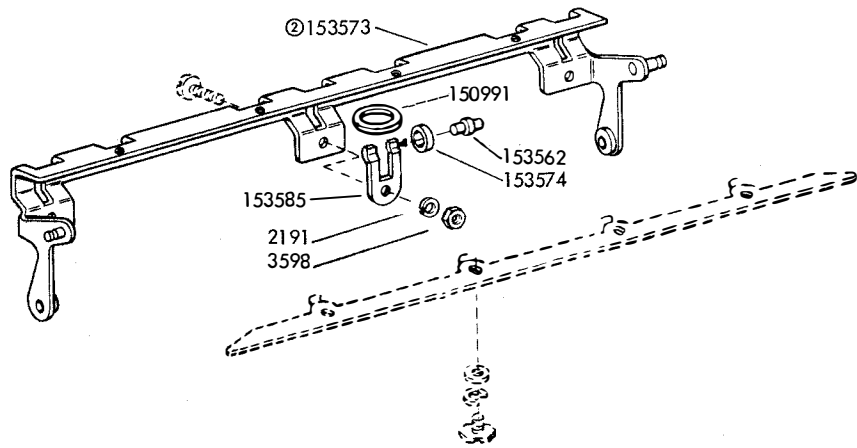
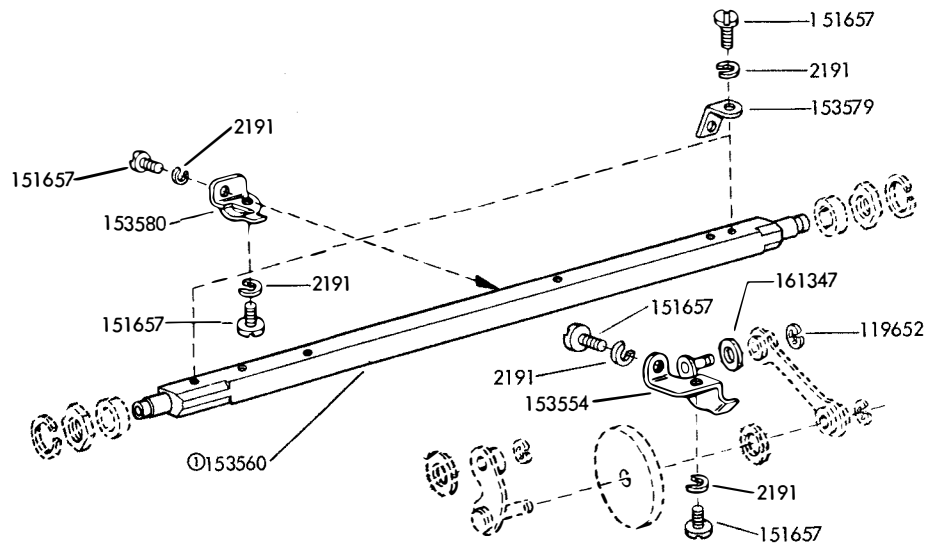
FIGURE 14. PAPER SPINDLE AND RESET BAIL MECHANISM

FIGURE 15. PAPER SPINDLE AND RESET BAIL MECHANISM



Mark II Printer

Early Design Parts

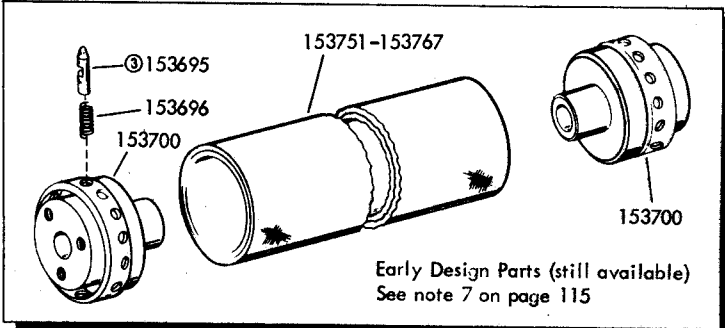
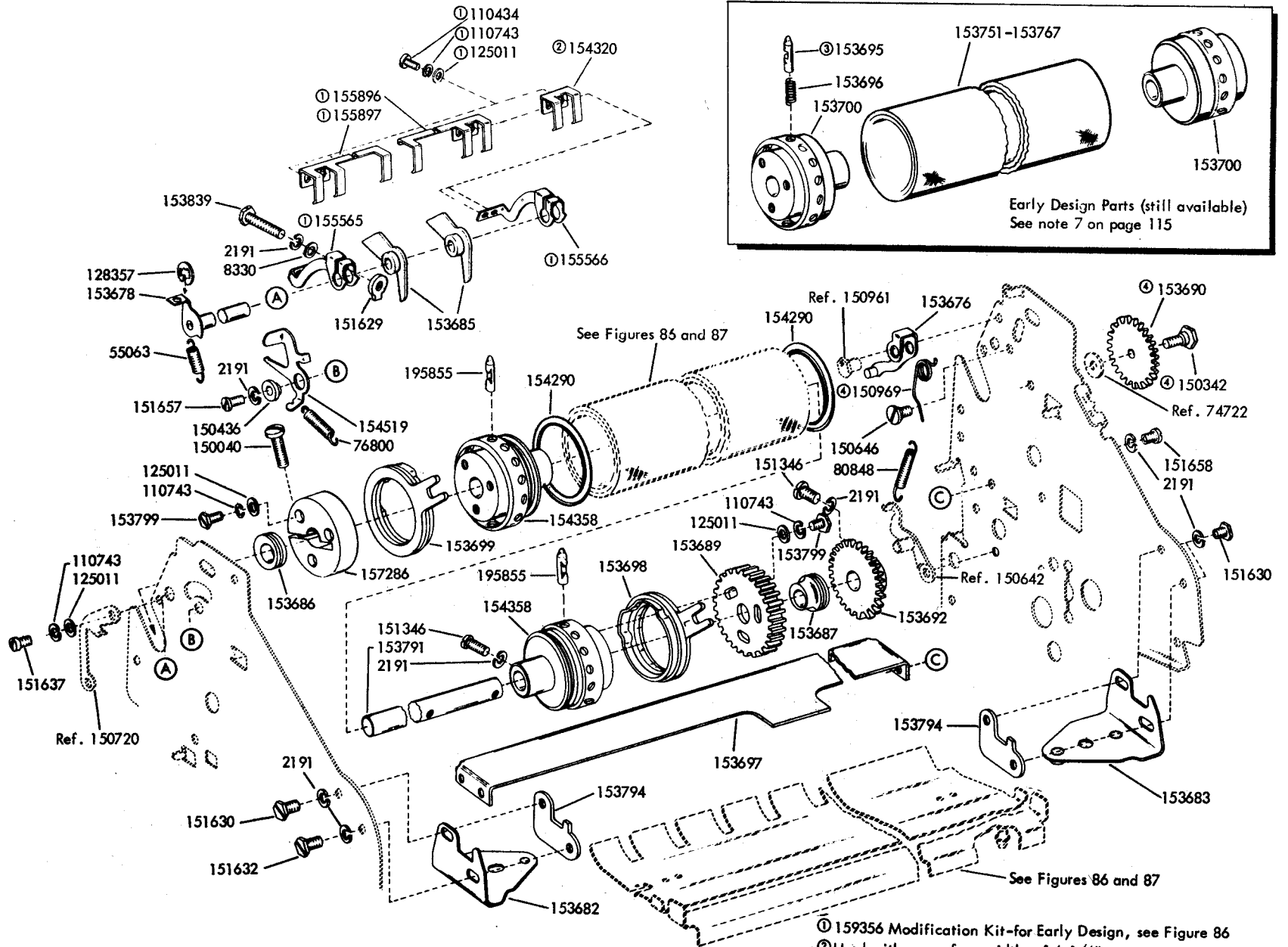


Early Design Parts

- ① See note 5 on page 115
- ② See note 6 on page 115

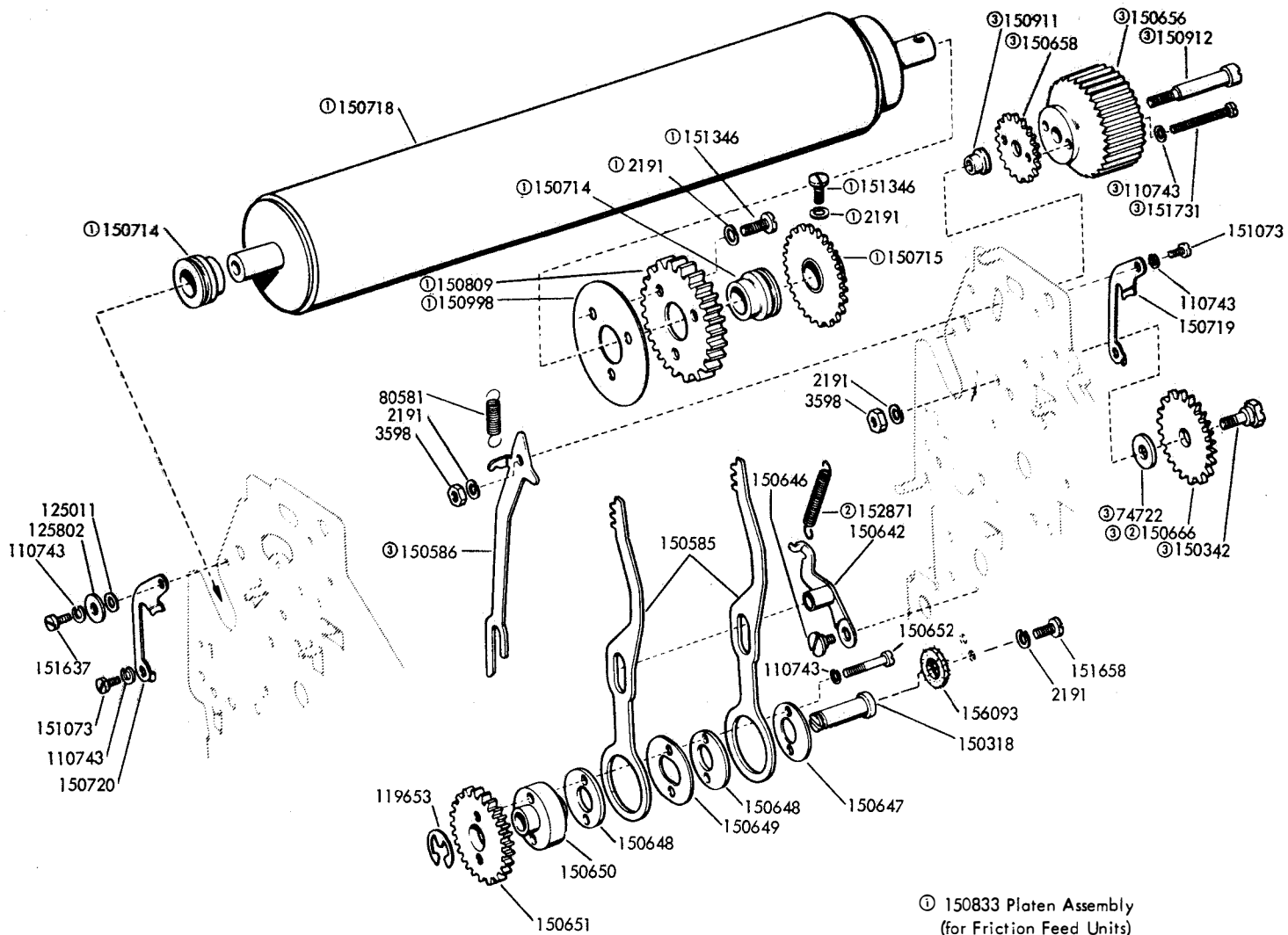
FIGURE 16. RESET BAIL MECHANISM

FIGURE 17. SPROCKET FEED MECHANISM

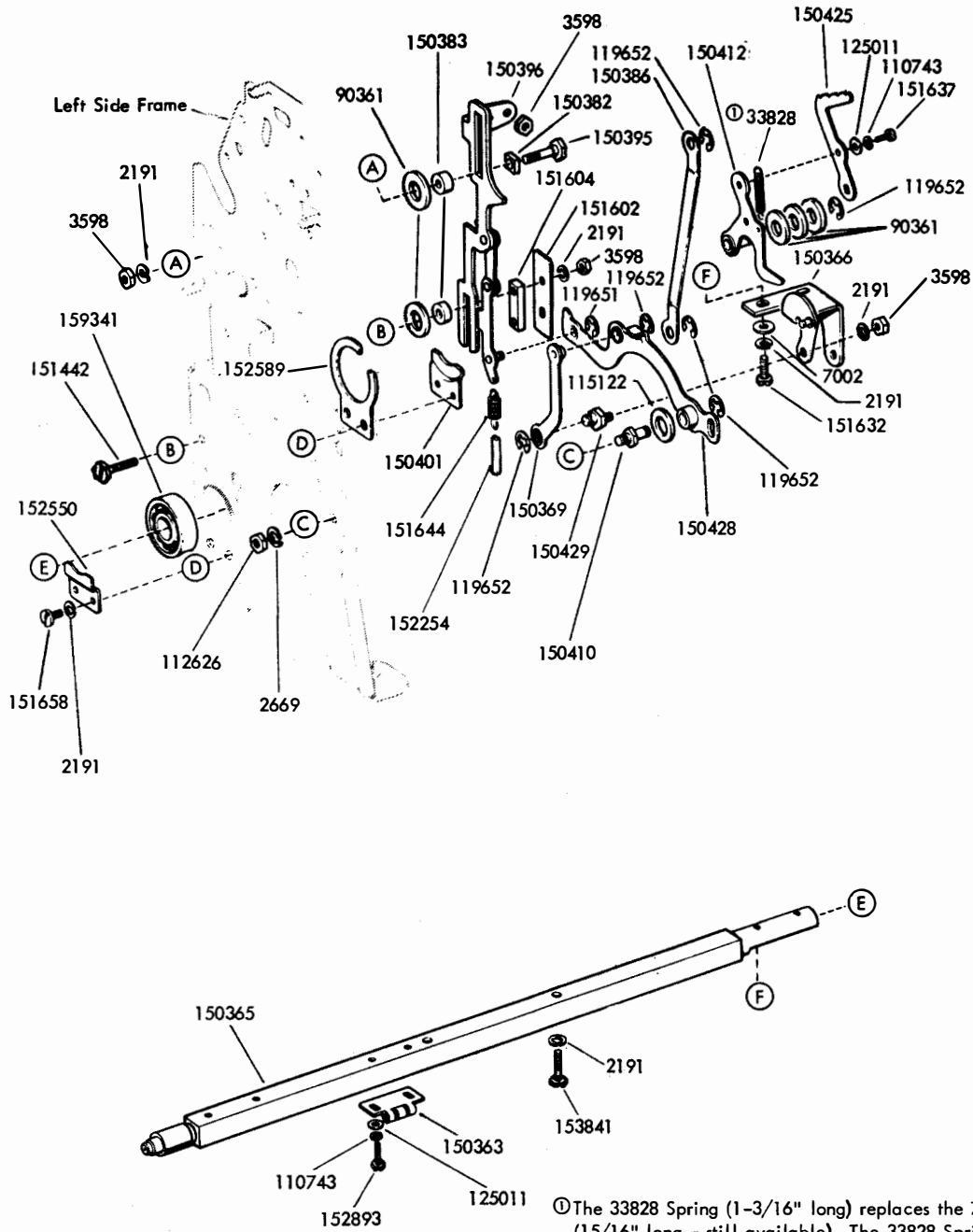


- ① 159356 Modification Kit—for Early Design, see Figure 86
- ② Used with paper form widths of 4-1/4" or narrower
- ③ The 153695 Pin (steel) is no longer available. It has been replaced with a 195855 Pin (plastic)
- ④ For Late Design, see 305035 Modification Kit in Figure 126

FIGURE 18. LINE FEED AND PLATEN MECHANISM



- ① 150833 Platen Assembly
(for Friction Feed Units)
- ② Peculiar to Friction Feed Units
- ③ For Late Design, see 305036 Modification
Kit in Figure 126

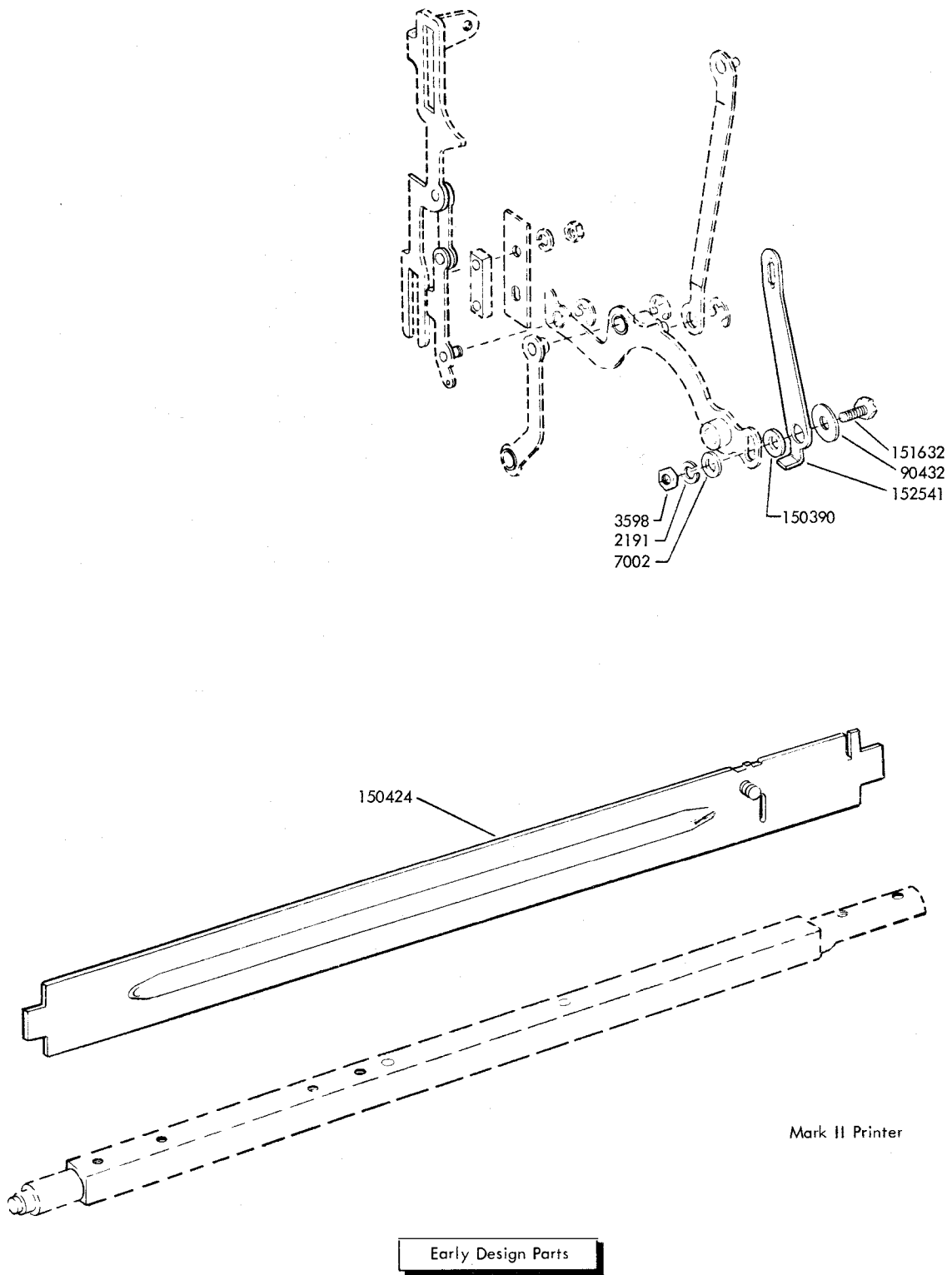


① The 33828 Spring (1-3/16" long) replaces the 76379 Spring (15/16" long - still available). The 33828 Spring and the 76379 Spring are not individually replaceable. They must be replaced in sets of two for the Left and Right Side Linkage Mechanisms. (see Figure 21)

For Early Design, see Figure 20

FIGURE 19. LEFT SIDE LINKAGE AND ROCKER SHAFT MECHANISM

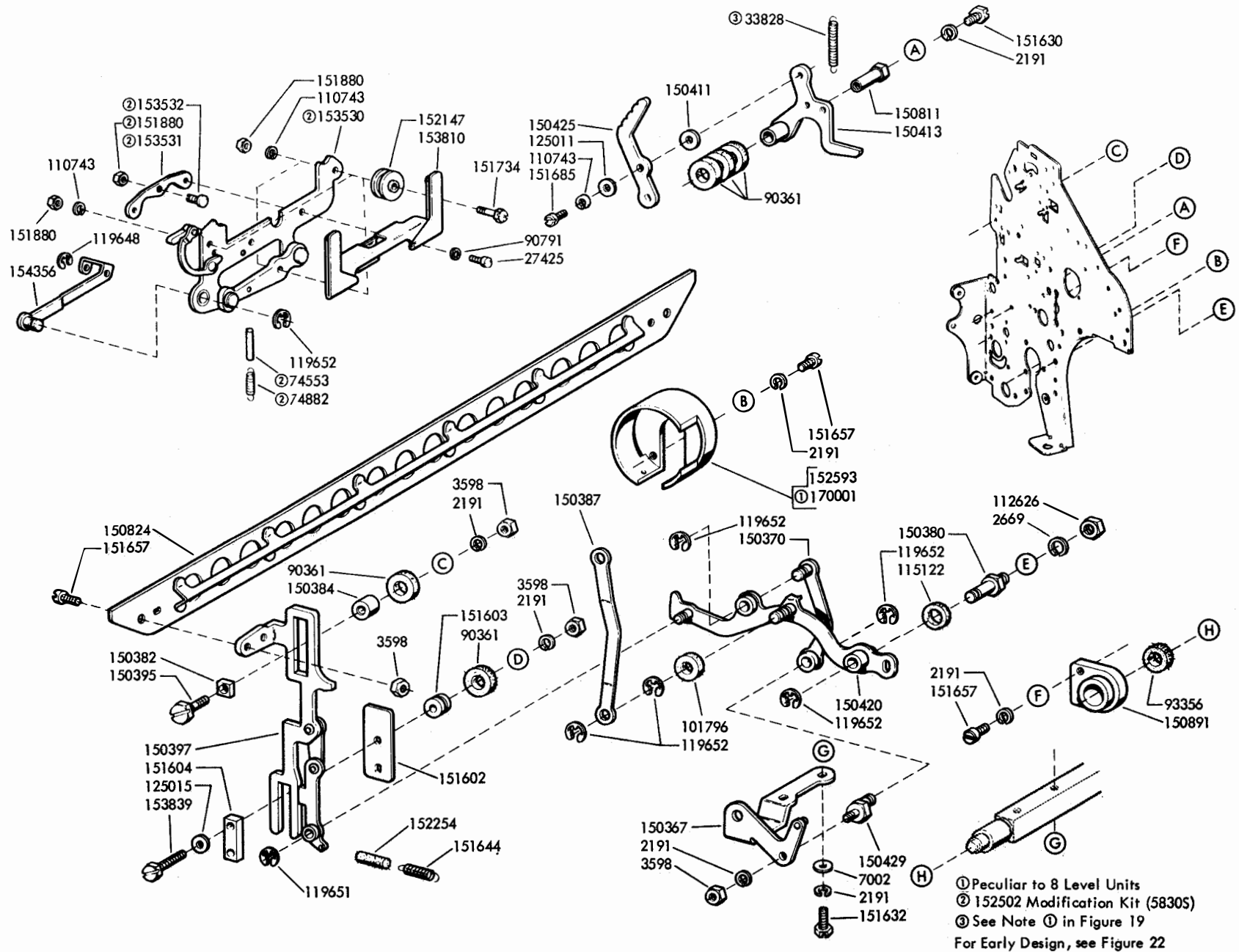
30
1

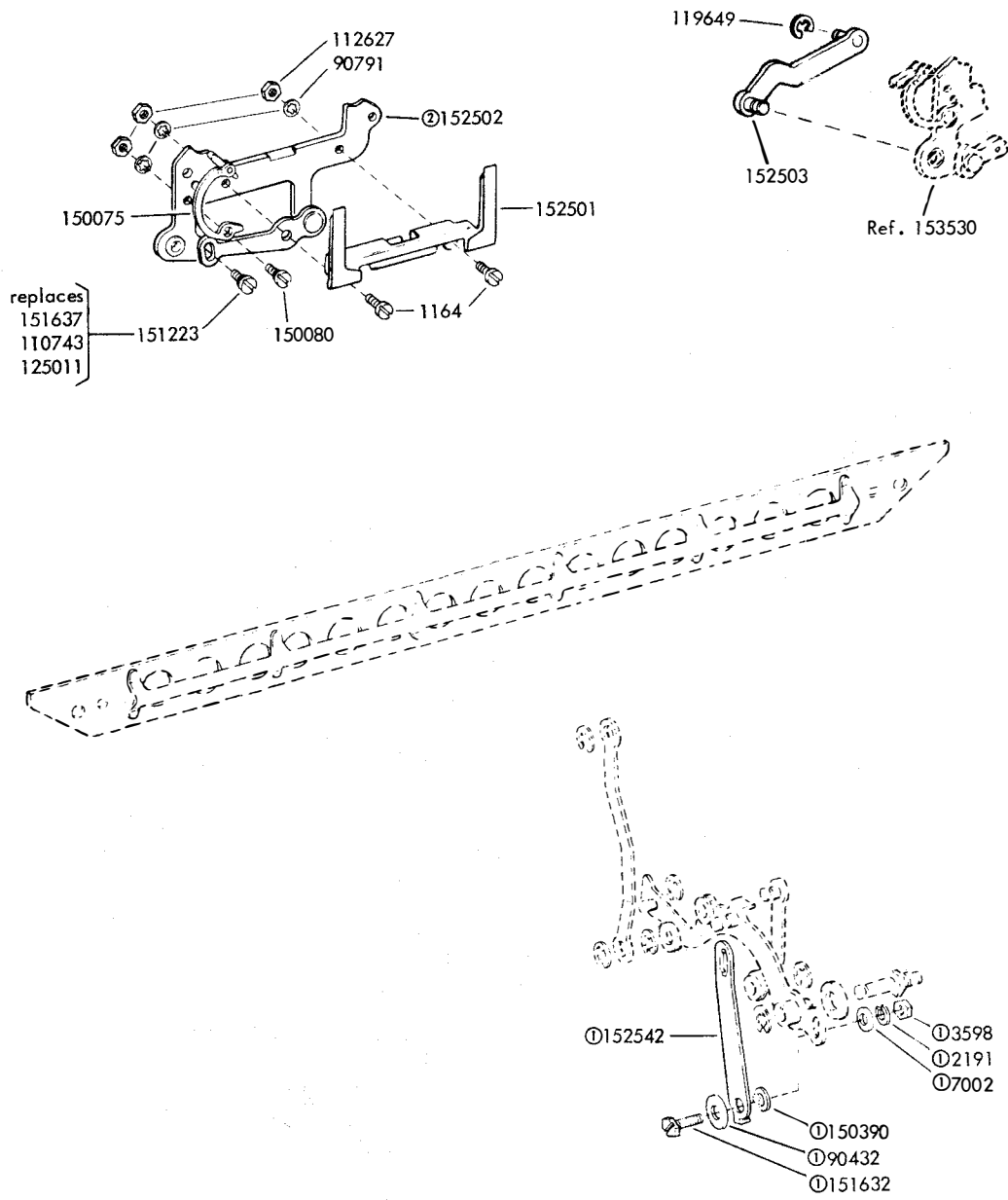


Mark II Printer

FIGURE 20. LEFT SIDE LINKAGE AND STRIPPER BLADE MECHANISM

FIGURE 21. RIGHT SIDE LINKAGE AND TYPE BOX CARRIAGE MECHANISM



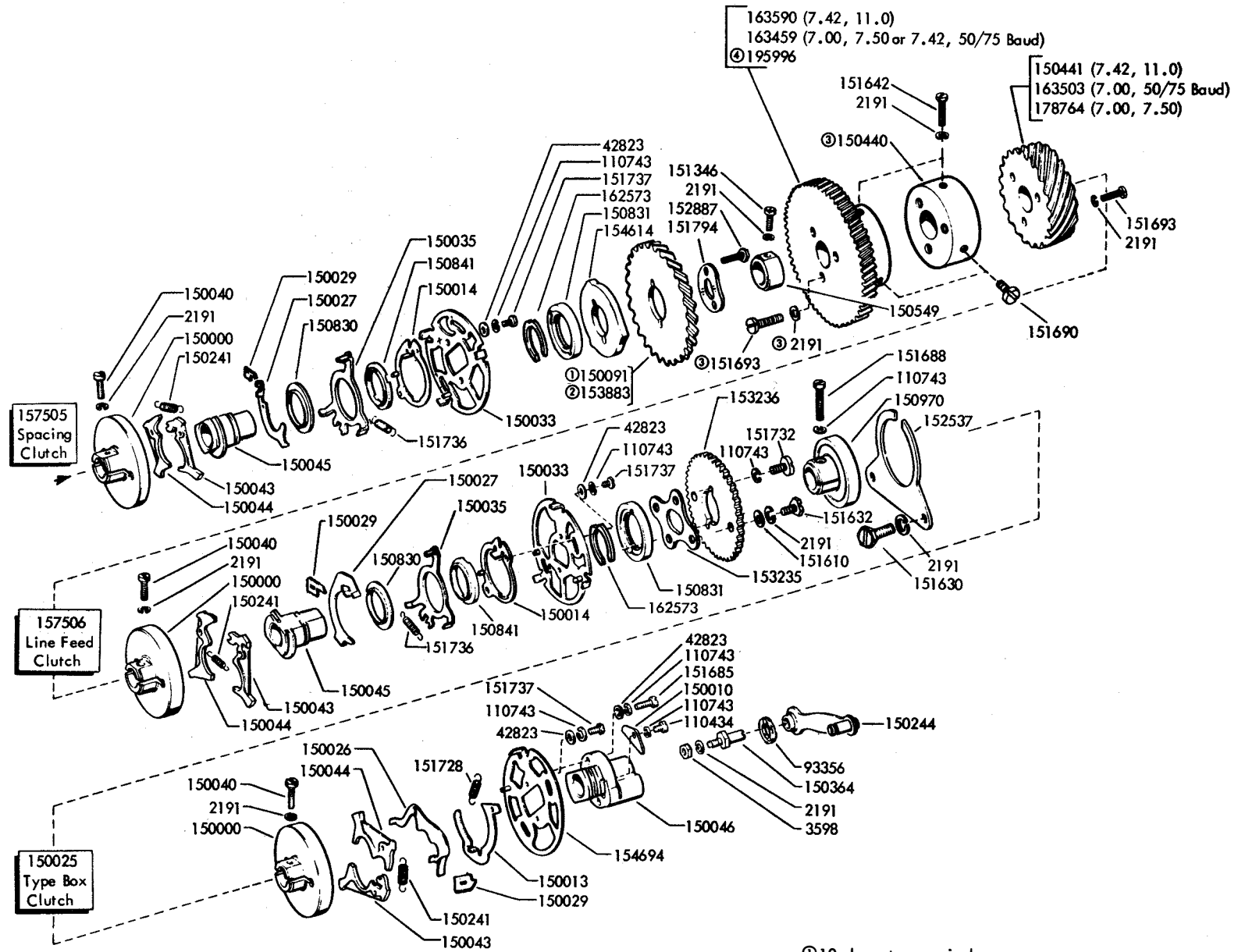


Early Design Parts

- ① Mark II Printer
- ② See note 8 on page 115

FIGURE 22. RIGHT SIDE LINKAGE AND TYPE BOX CARRIAGE MECHANISM

FIGURE 23. MAIN SHAFT MECHANISM



For Early Design, see Figure 25

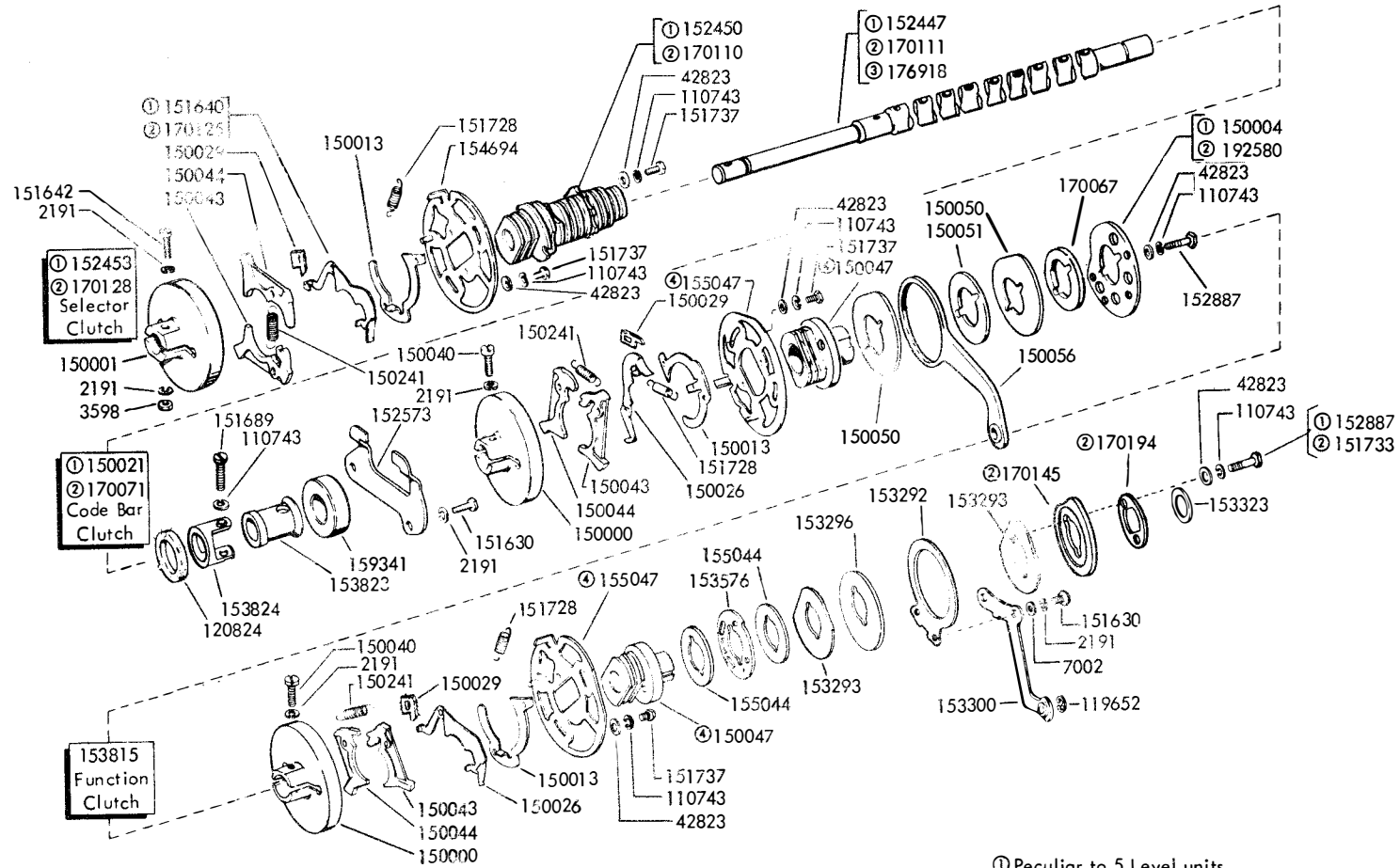
① 10 characters per inch

② 5 characters per inch

③ Used when the Driven Gear does not have a hub

④ Peculiar to Wall Mounted Units (7.42)

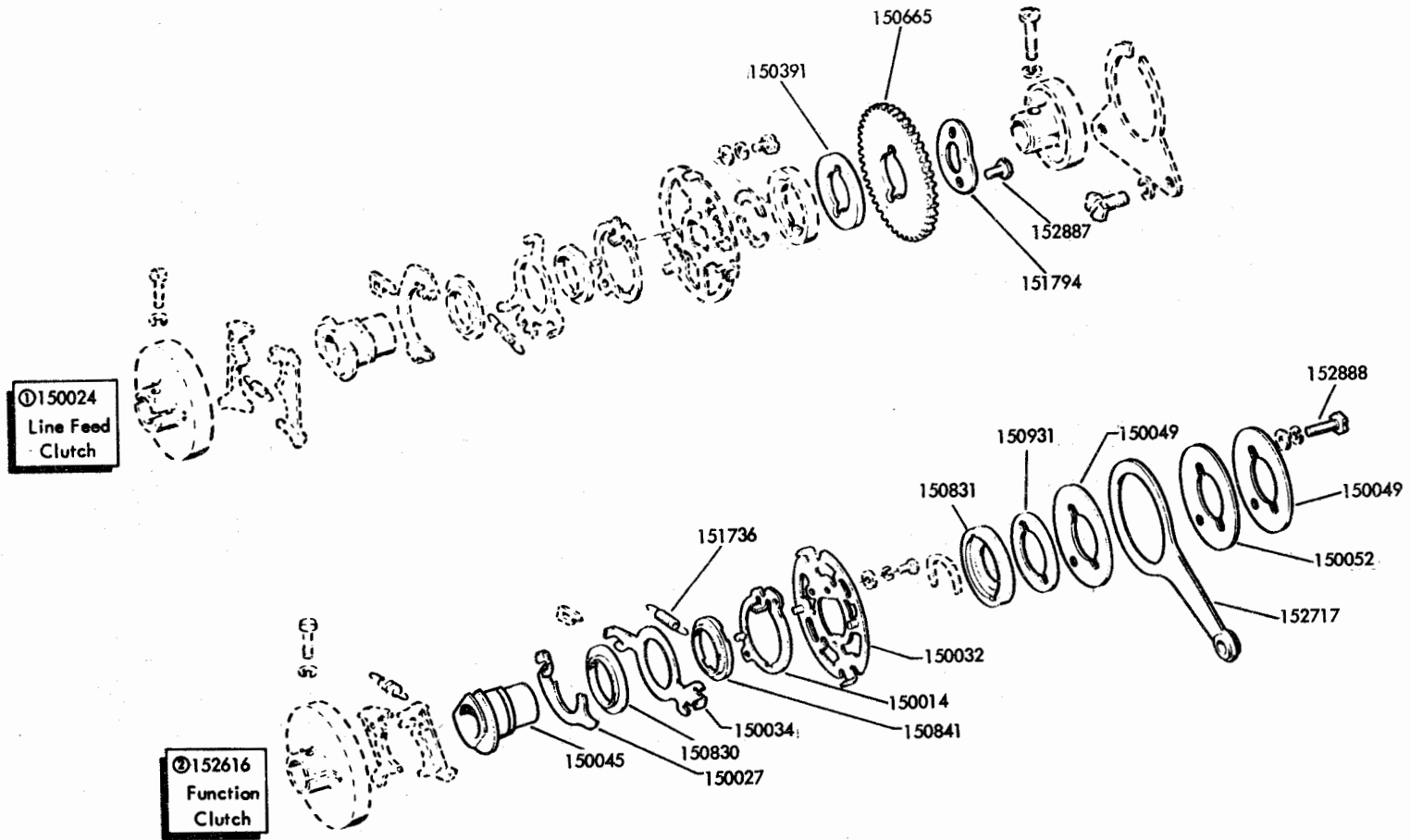
FIGURE 24. MAIN SHAFT MECHANISM

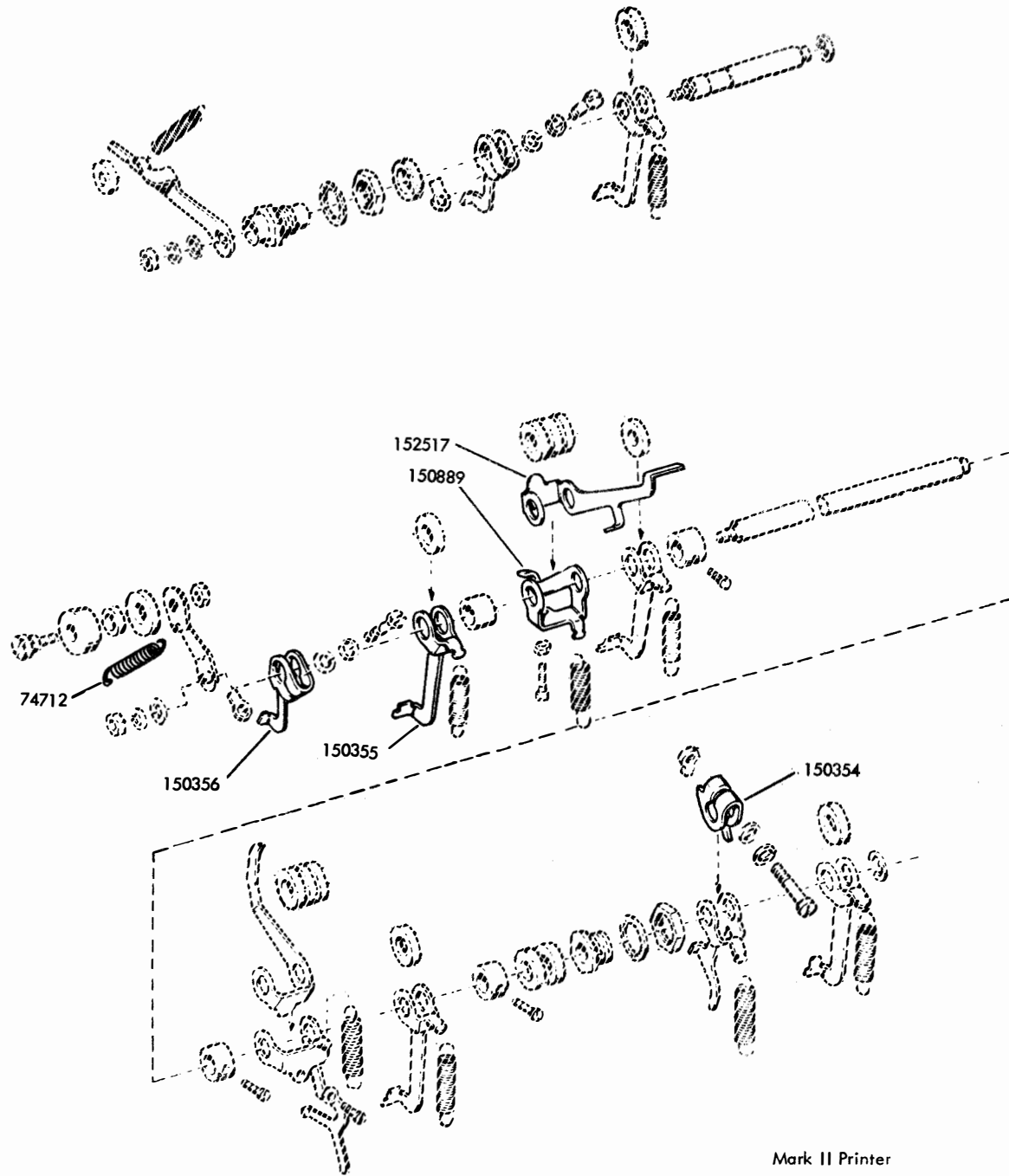


- ① Peculiar to 5 Level units
- ② Peculiar to 8 Level units
- ③ Peculiar to Wall Mounted units
- ④ When replacing an Early Design 155047 Disk without hubs with a Late Design Disk with hubs, a Late Design 150047 Bearing with countersunk mounting holes should also be used.

For Early Design, see Figure 25

FIGURE 25. LINE FEED CLUTCH AND FUNCTION CLUTCH MECHANISM

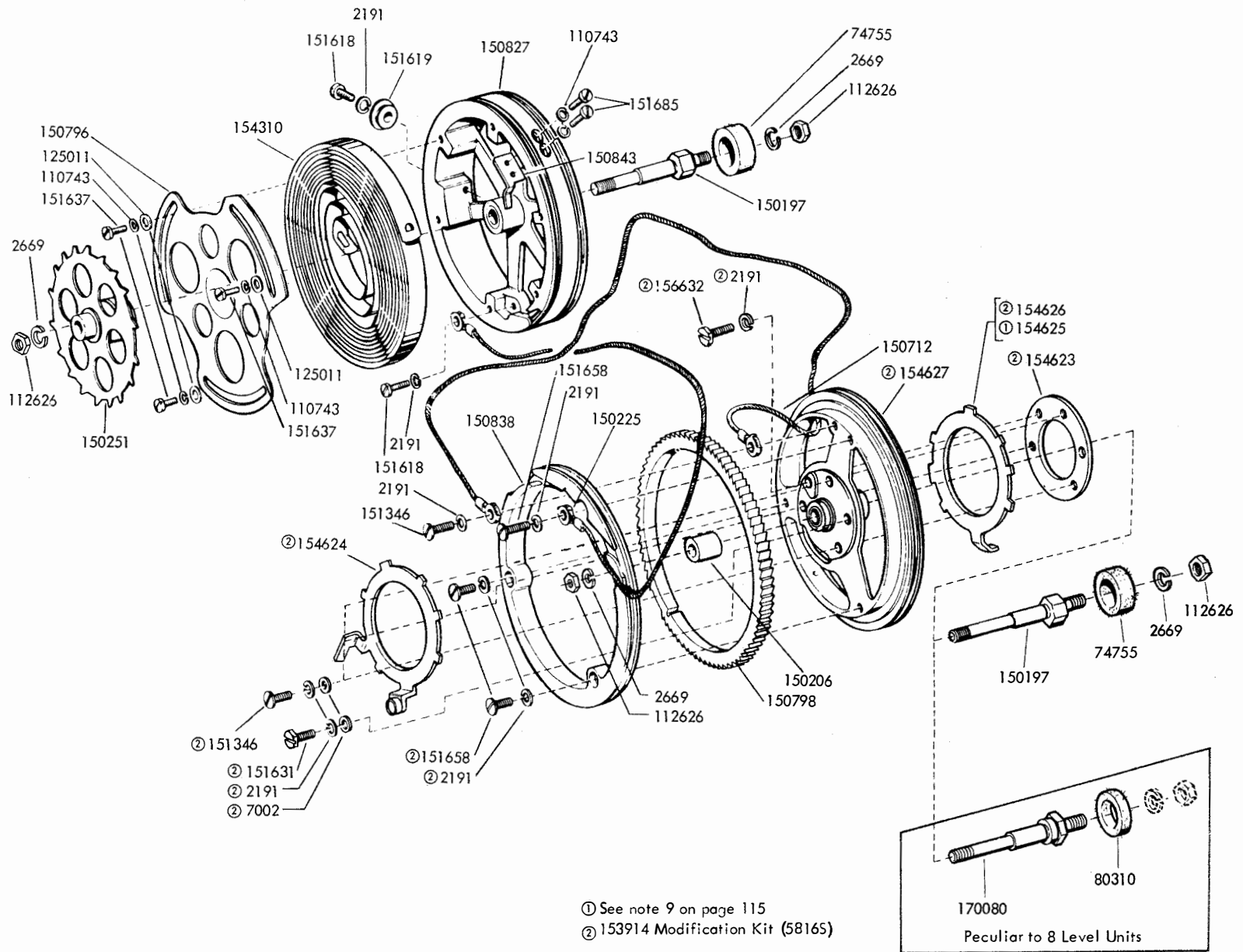




Early Design Parts

FIGURE 27. TRIP SHAFT MECHANISM

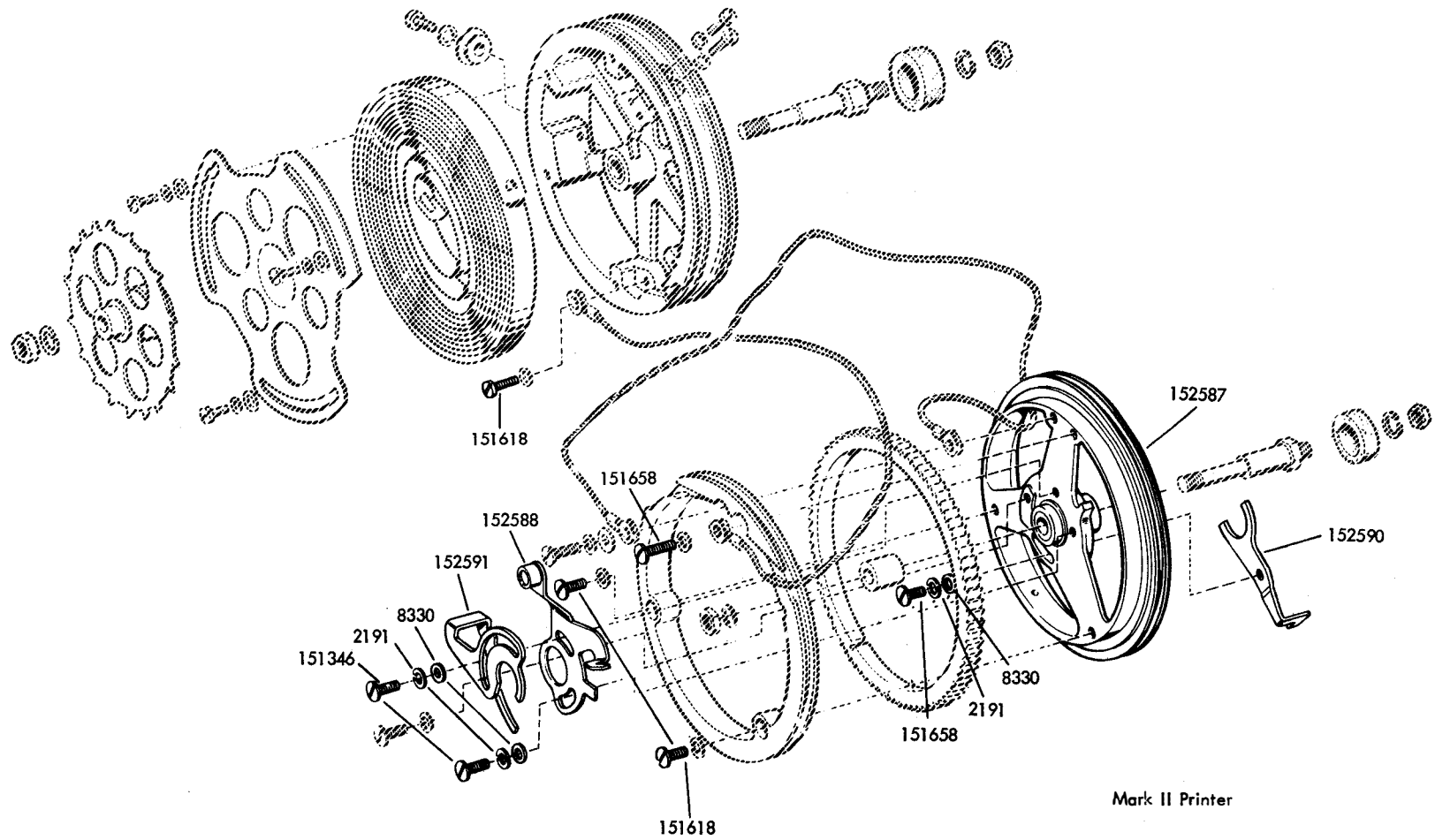
FIGURE 28. CARRIAGE RETURN AND SPACING DRUM MECHANISM



- ① See note 9 on page 115
- ② 153914 Modification Kit (58165)

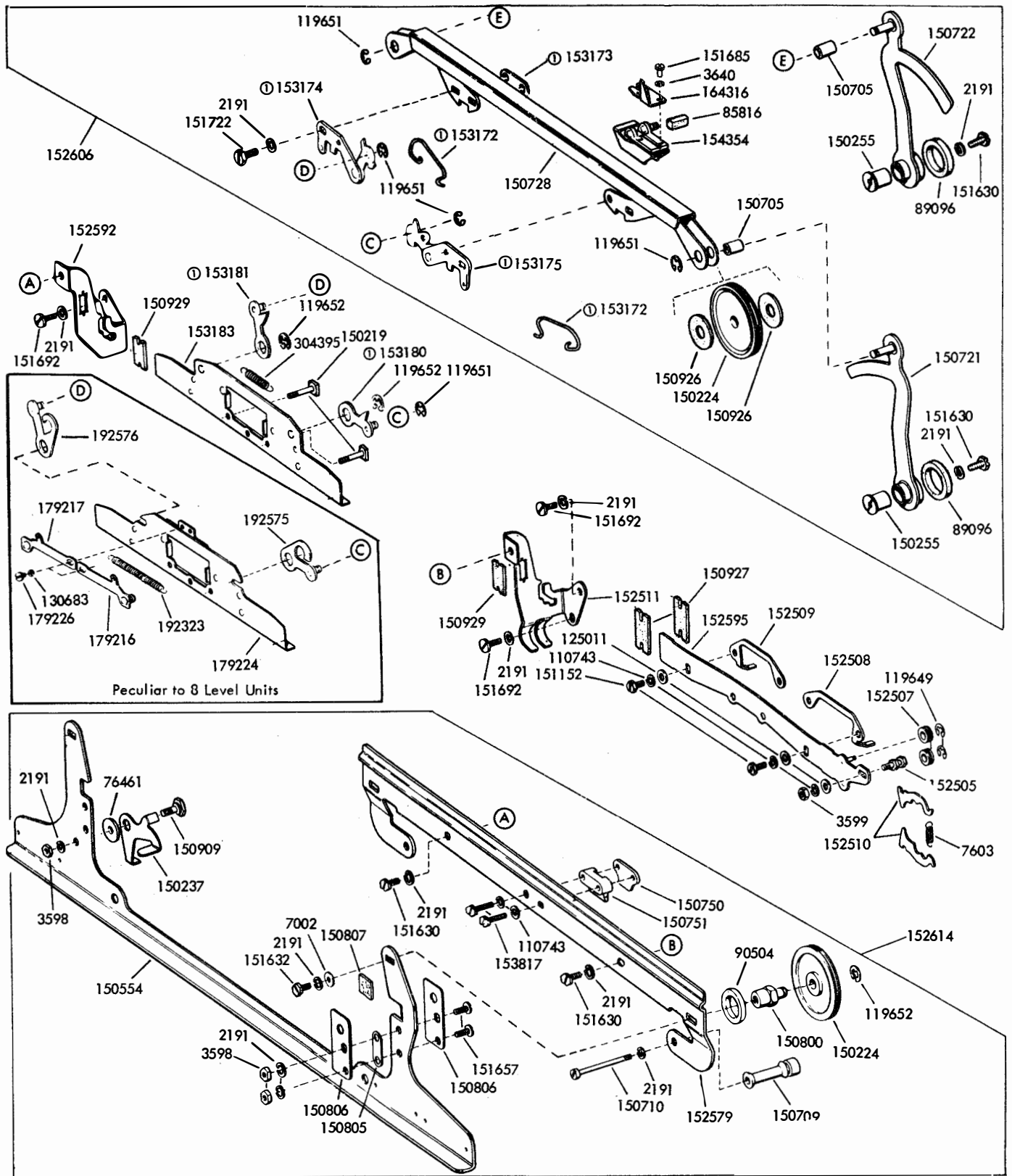
For Early Design, see Figure 29

FIGURE 29. CARRIAGE RETURN AND SPACING DRUM MECHANISM



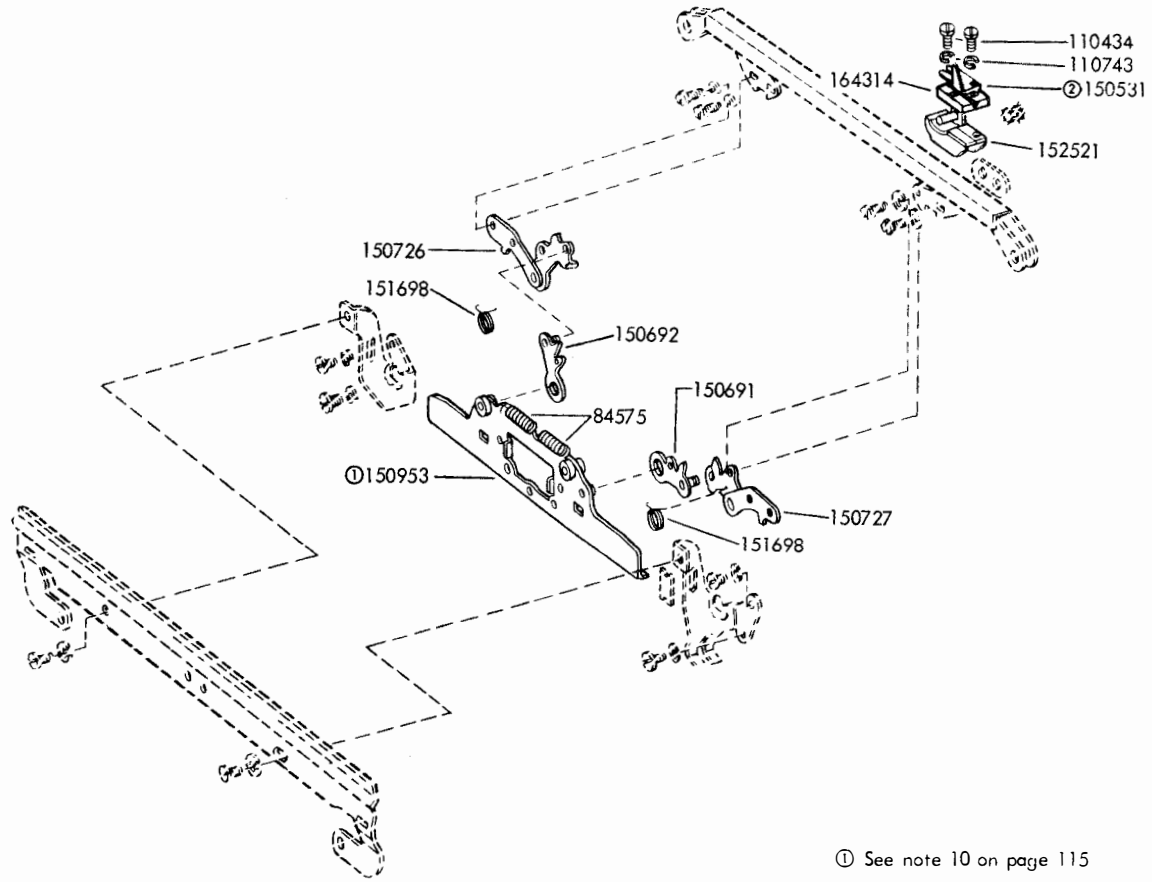
Mark II Printer

Early Design Parts



Ⓞ 153947 Modification Kit (58105)
For Early Design, see Figure 31

FIGURE 30. FRONT PLATE MECHANISM



- ① See note 10 on page 115
- ② See note 11 on page 115

Early Design Parts

FIGURE 31. FRONT PLATE MECHANISM

FIGURE 33. FRONT PLATE MECHANISM (8 LEVEL)

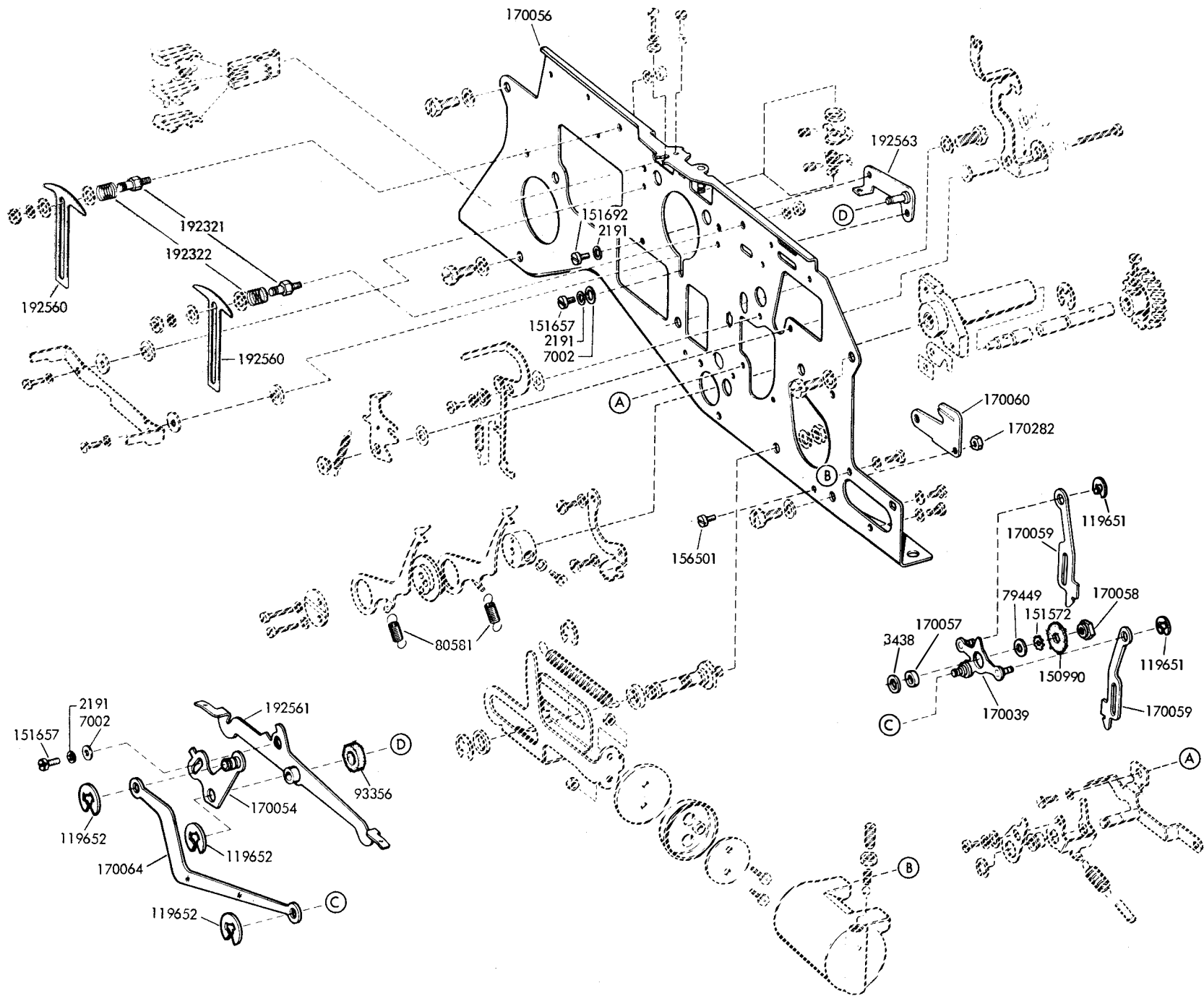
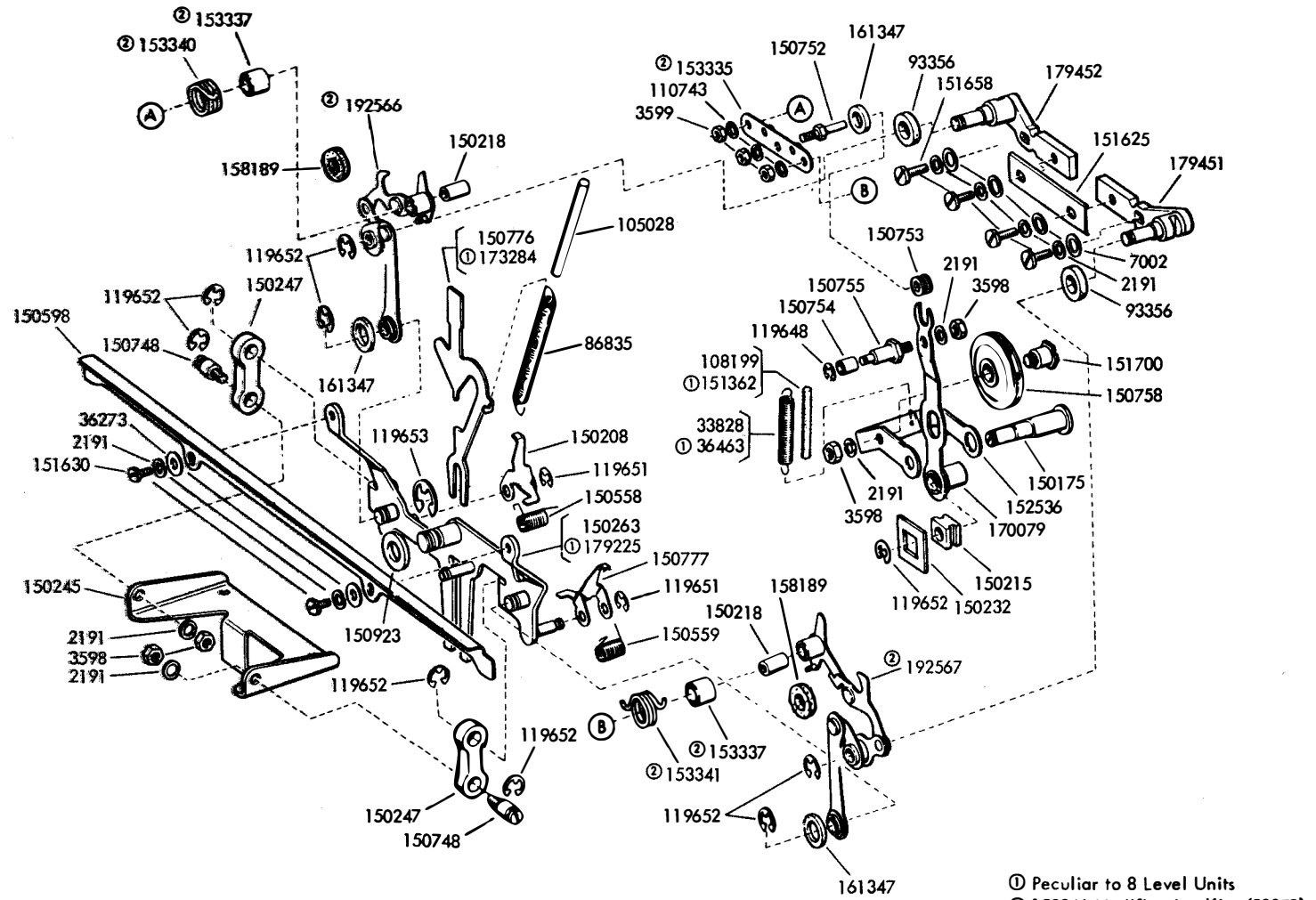
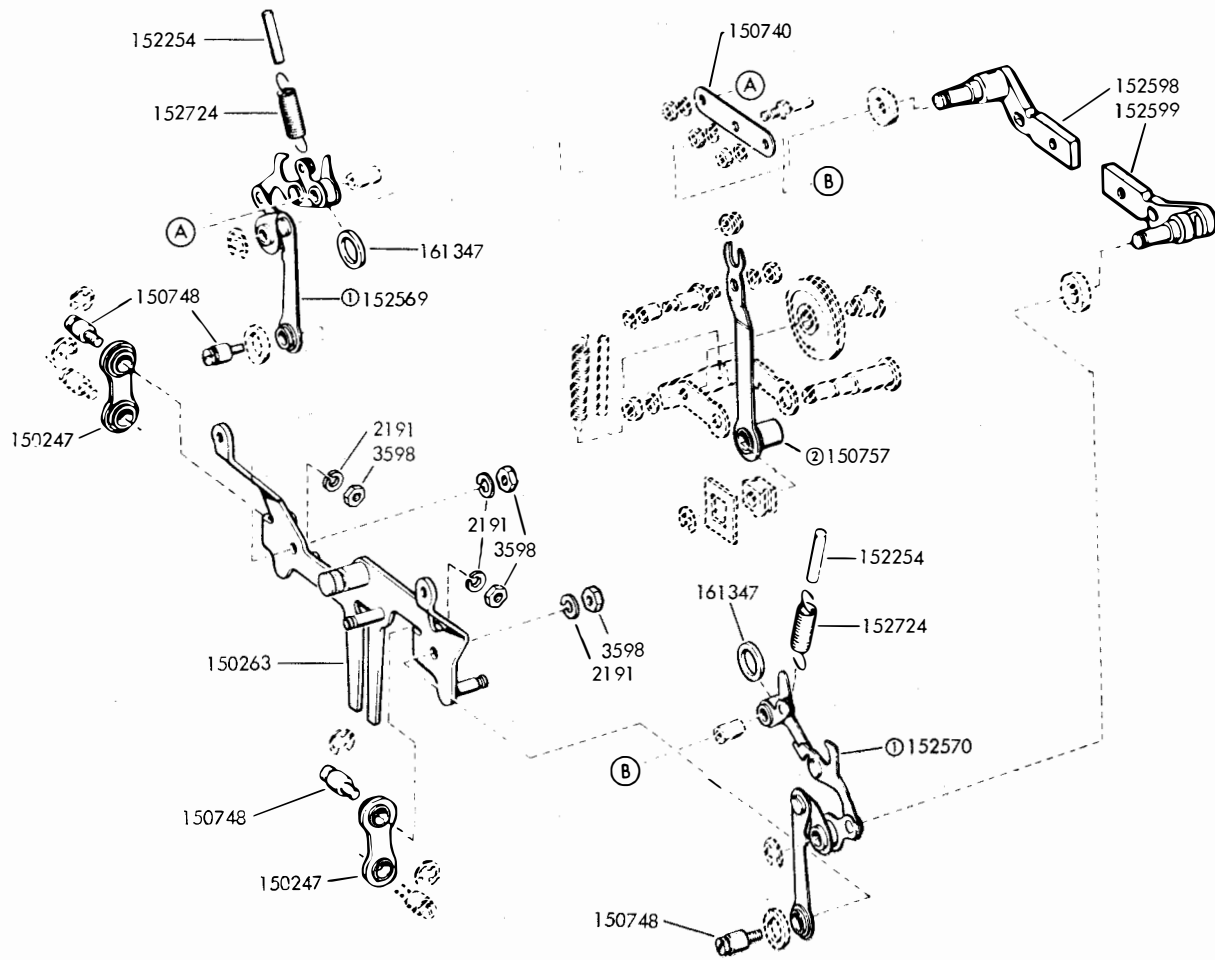


FIGURE 34. FRONT PLATE MECHANISM



① Peculiar to 8 Level Units
 ② 153946 Modification Kit (58075)
 For Early Design, see Figure 35

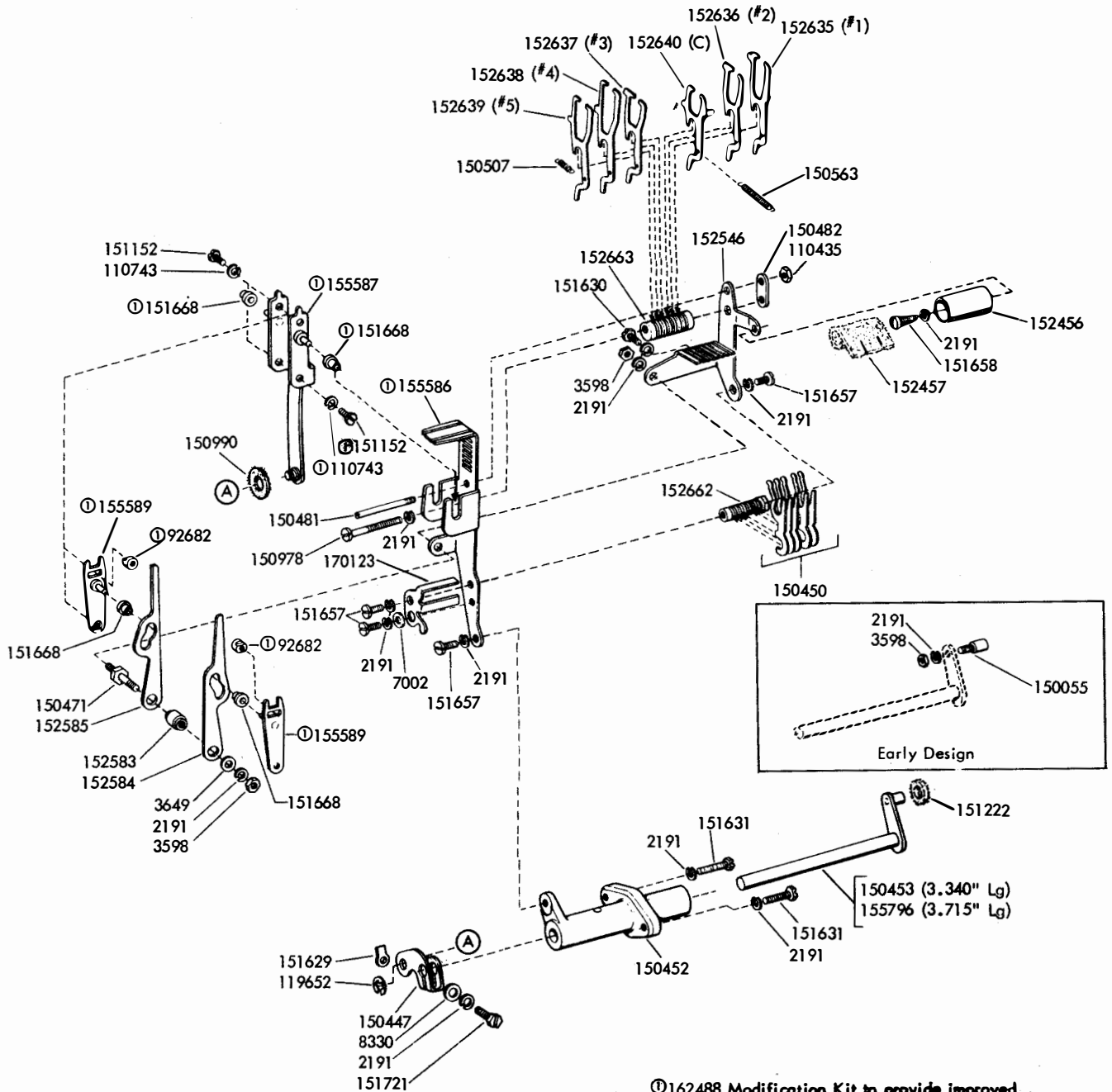


Early Design Parts

① See note 14 on page 115

② See note 15 on page 115

FIGURE 35. FRONT PLATE MECHANISM



ⓐ 162488 Modification Kit to provide improved Code Bar Positioning Mechanism (59225)

For Early Design, see Figure 38

FIGURE 36. CODE BAR POSITIONING MECHANISM

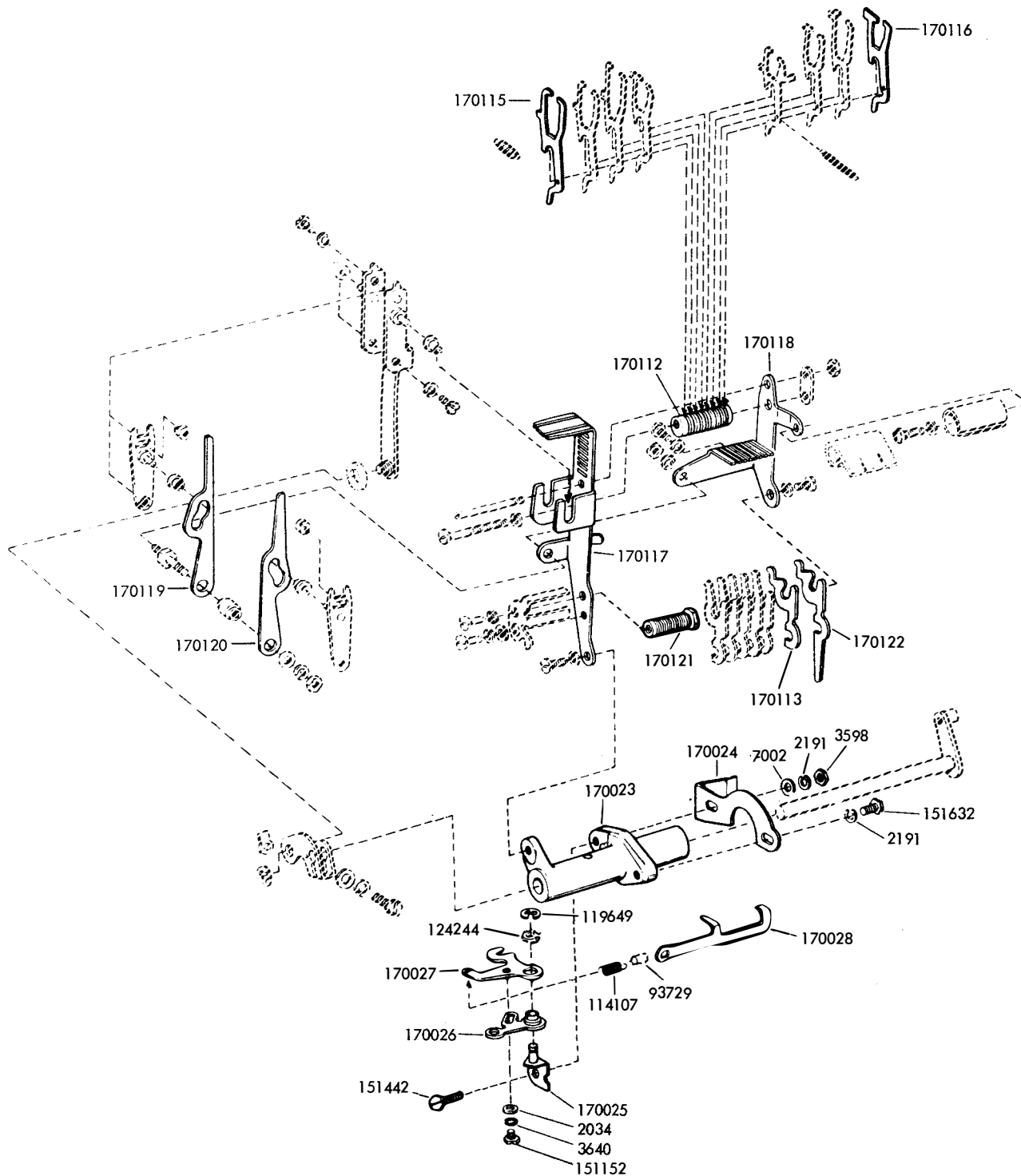
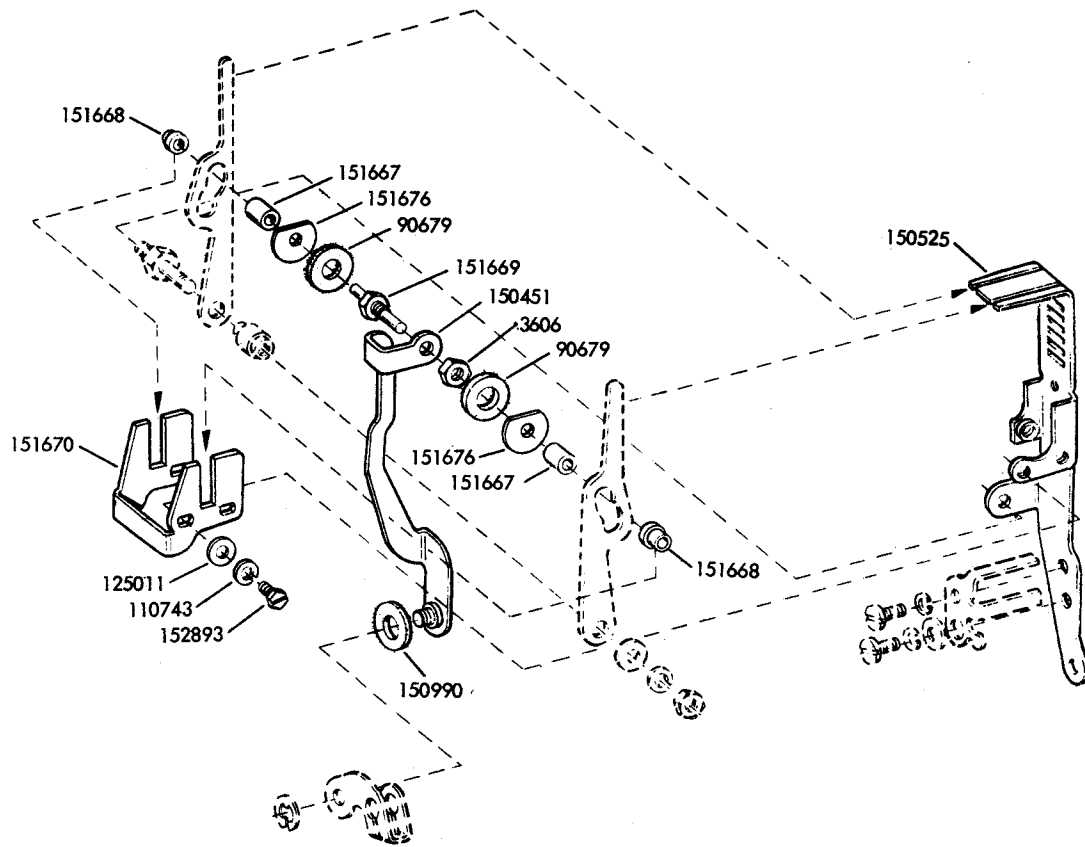


FIGURE 37. CODE BAR POSITIONING MECHANISM (8 LEVEL)

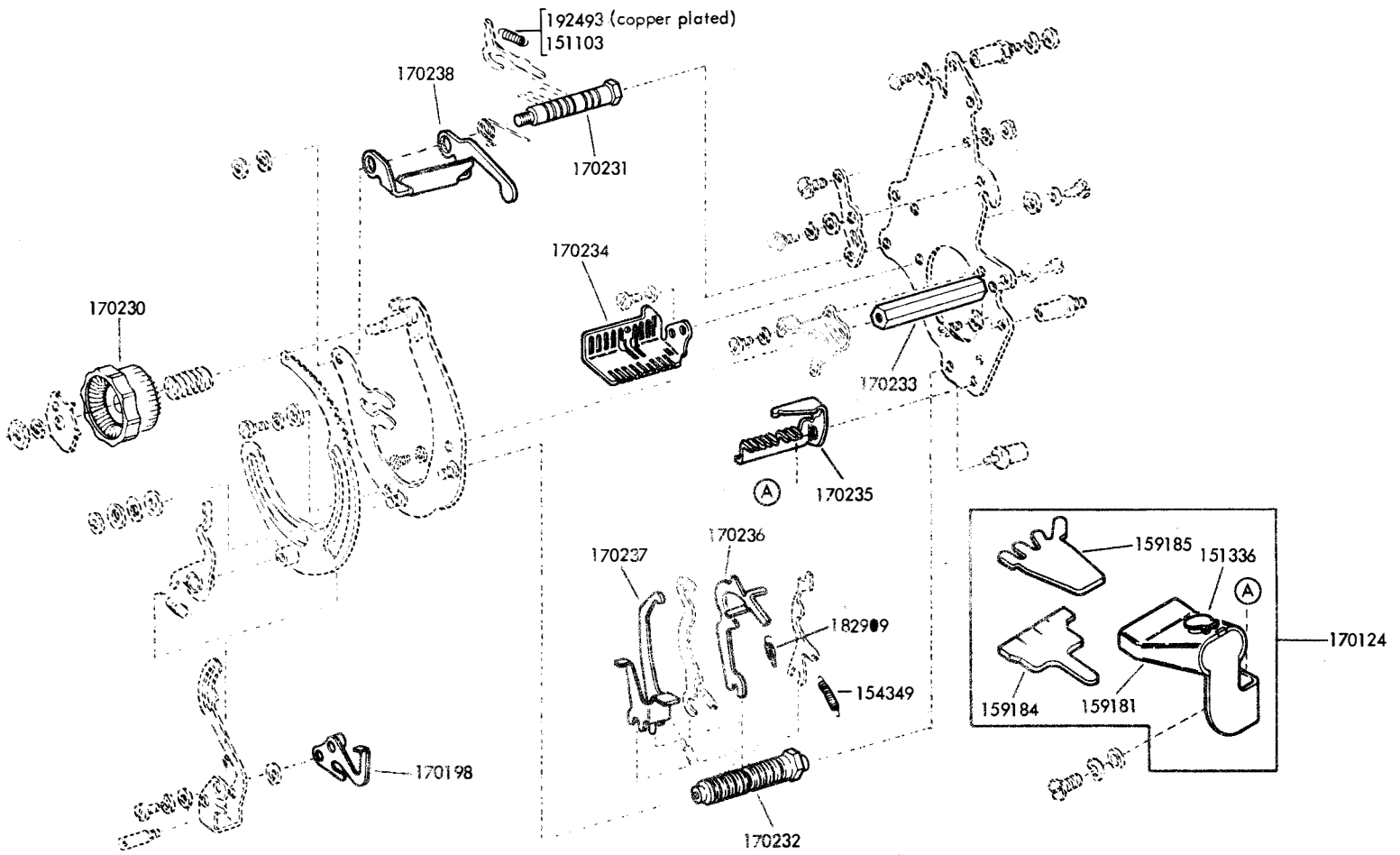


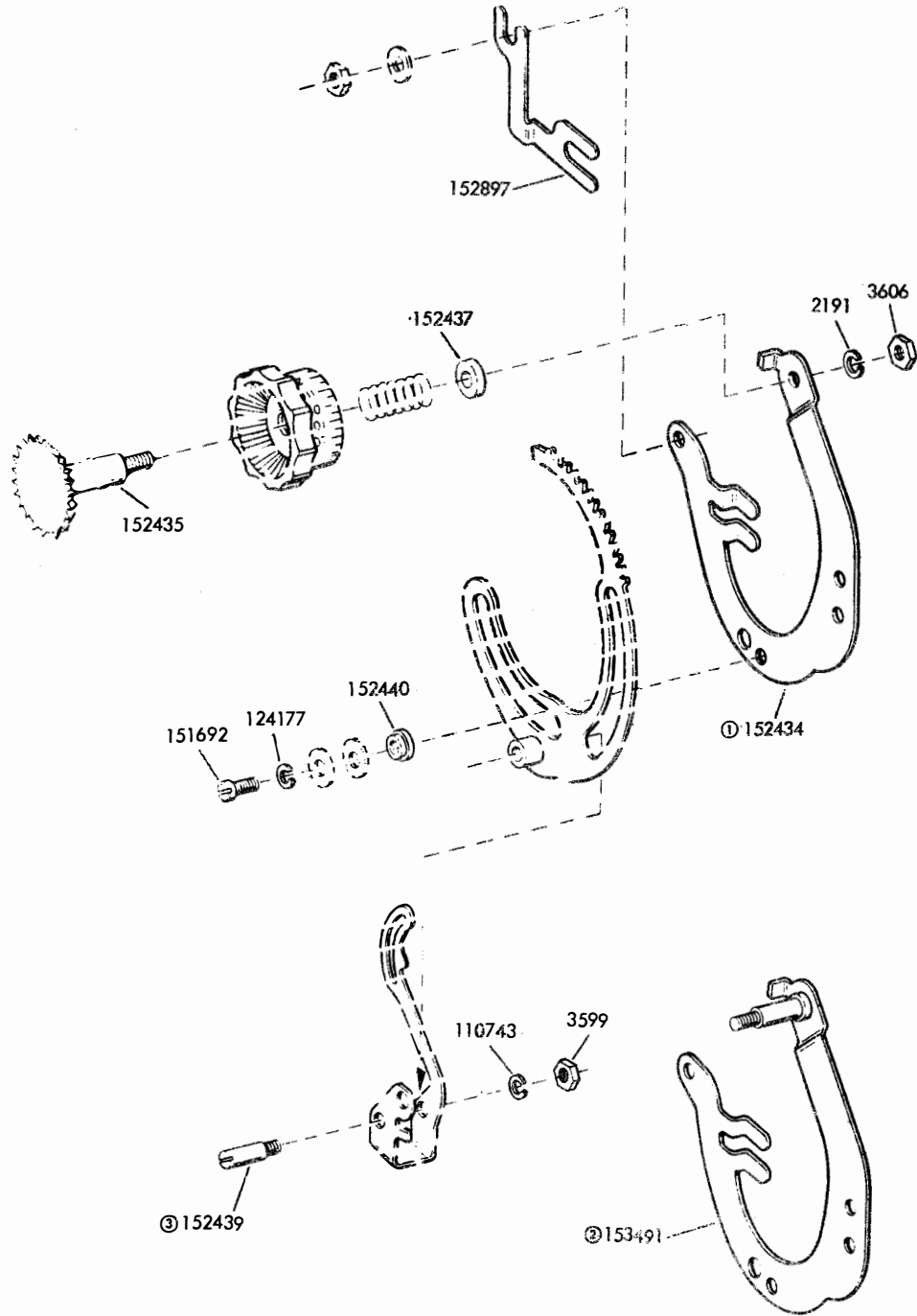
Early Design Parts

FIGURE 38. CODE BAR POSITIONING MECHANISM

1 49

FIGURE 40. SELECTOR MECHANISM (8 LEVEL)



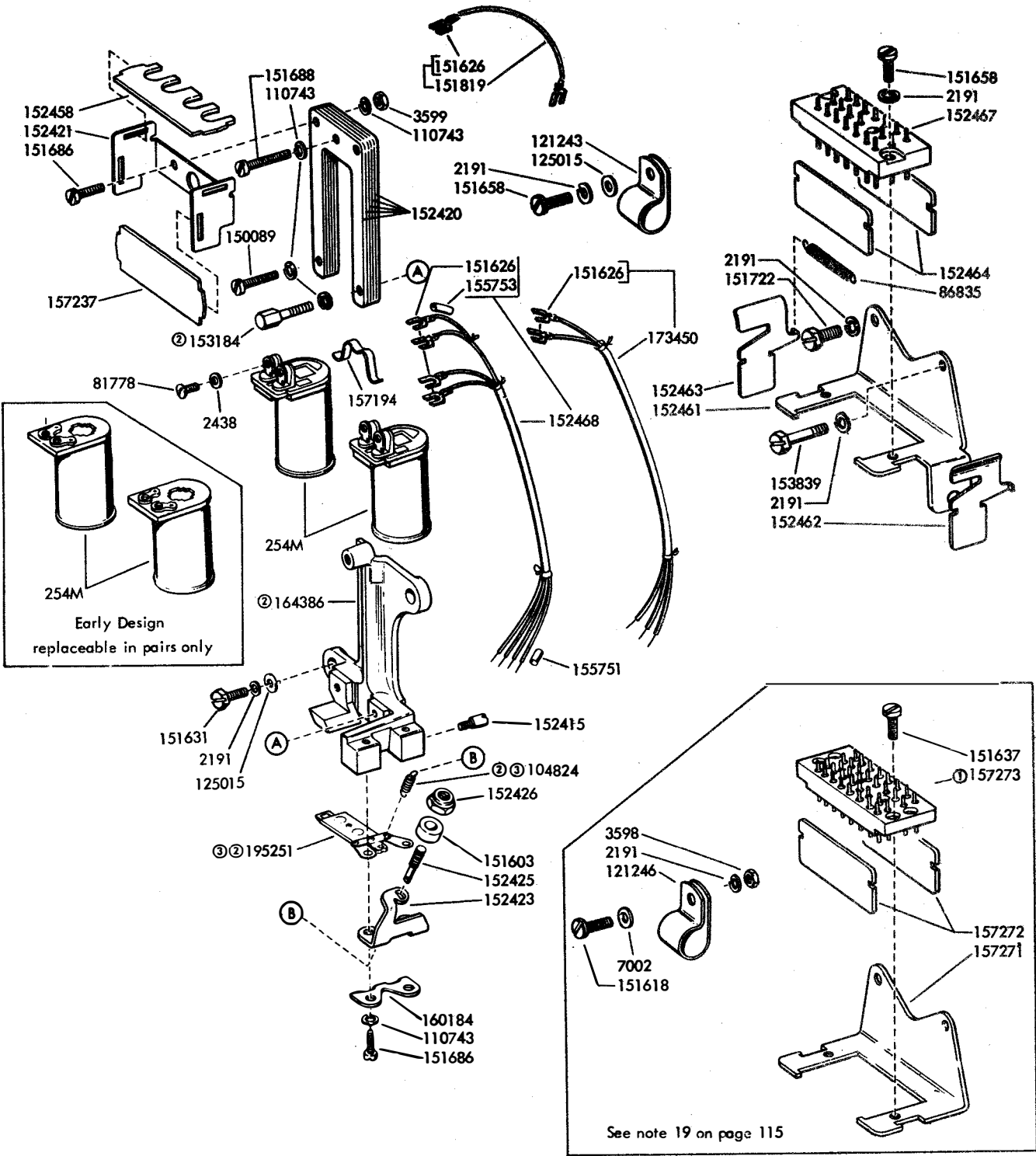


- ① See note 16 on page 115
- ② See note 17 on page 115
- ③ See note 18 on page 115

Early Design Parts

FIGURE 41. SELECTOR KNOB MECHANISM

52



Early Design
replaceable in pairs only

See note 19 on page 115

- ① Part of 173698 Cable Assembly (see Figure 61)
- ② 153949 Modification Kit 57885
- ③ 195634 Modification Kit to Provide Quick Release Armature 501655
For Early Design, see Figure 44

FIGURE 42. SELECTOR MAGNET MECHANISM

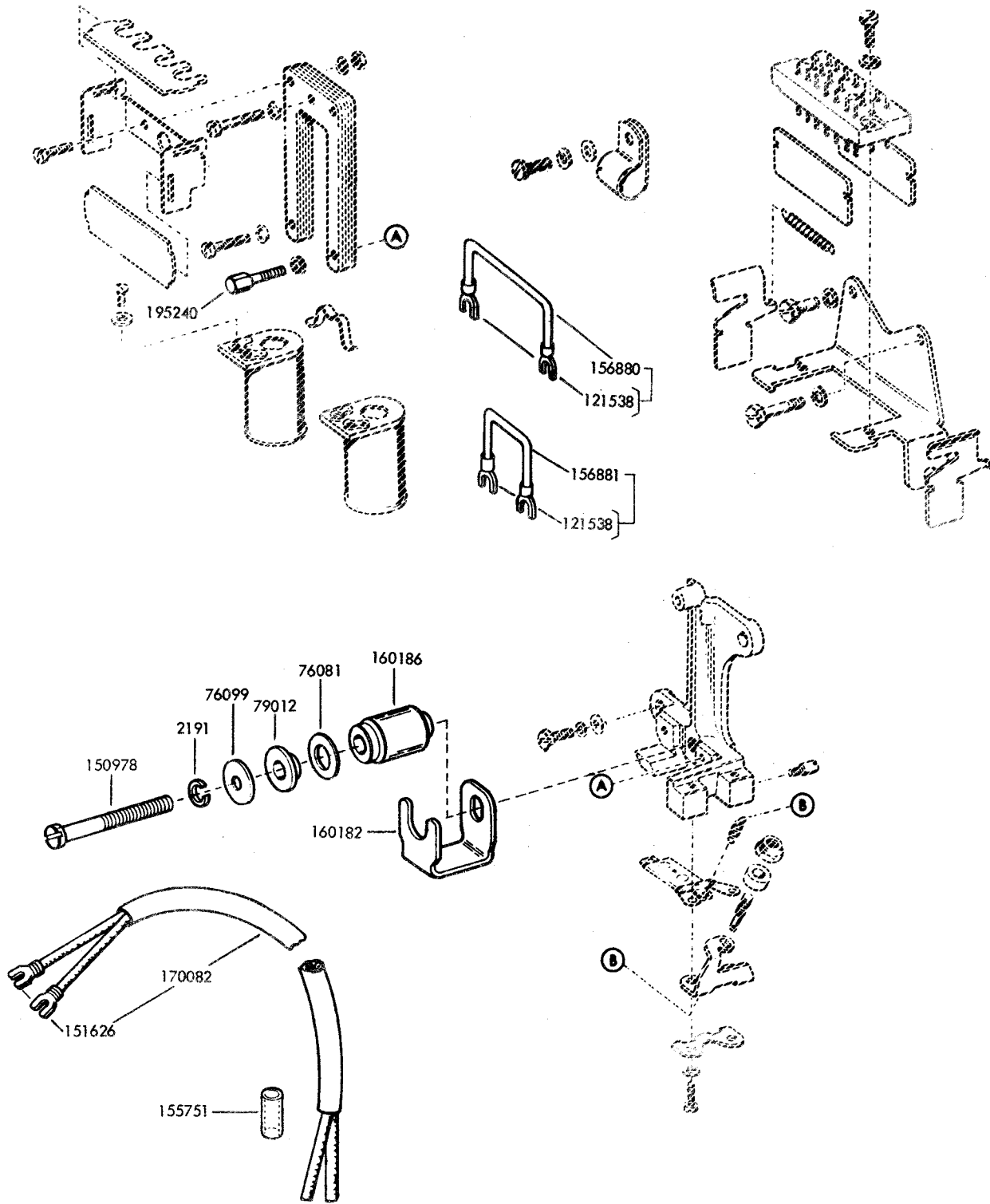
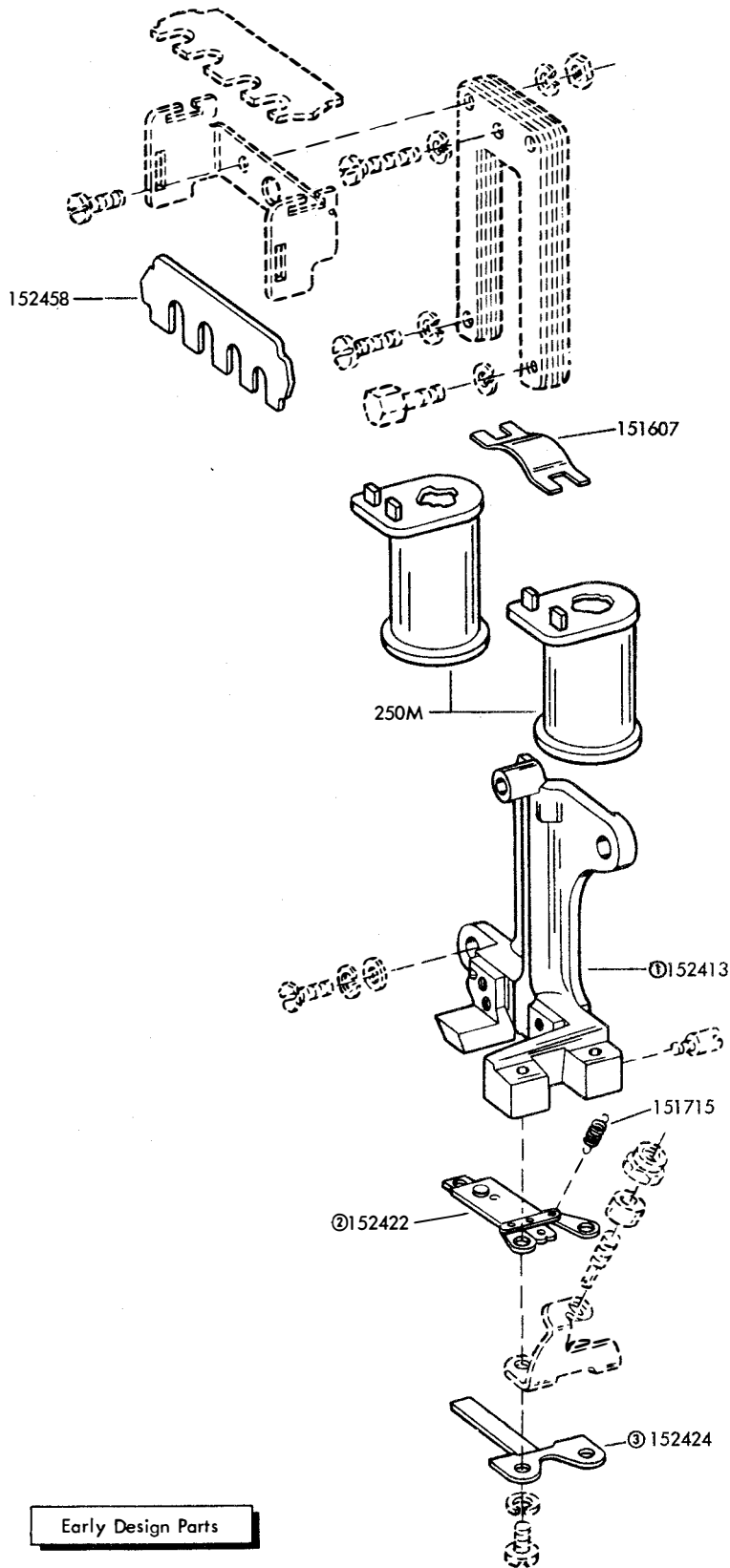


FIGURE 43. SELECTOR MAGNET MECHANISM (8 LEVEL)



- ① See note 20 on page 115
- ② See note 21 on page 115
- ③ See note 22 on page 115

FIGURE 44. SELECTOR MAGNET MECHANISM

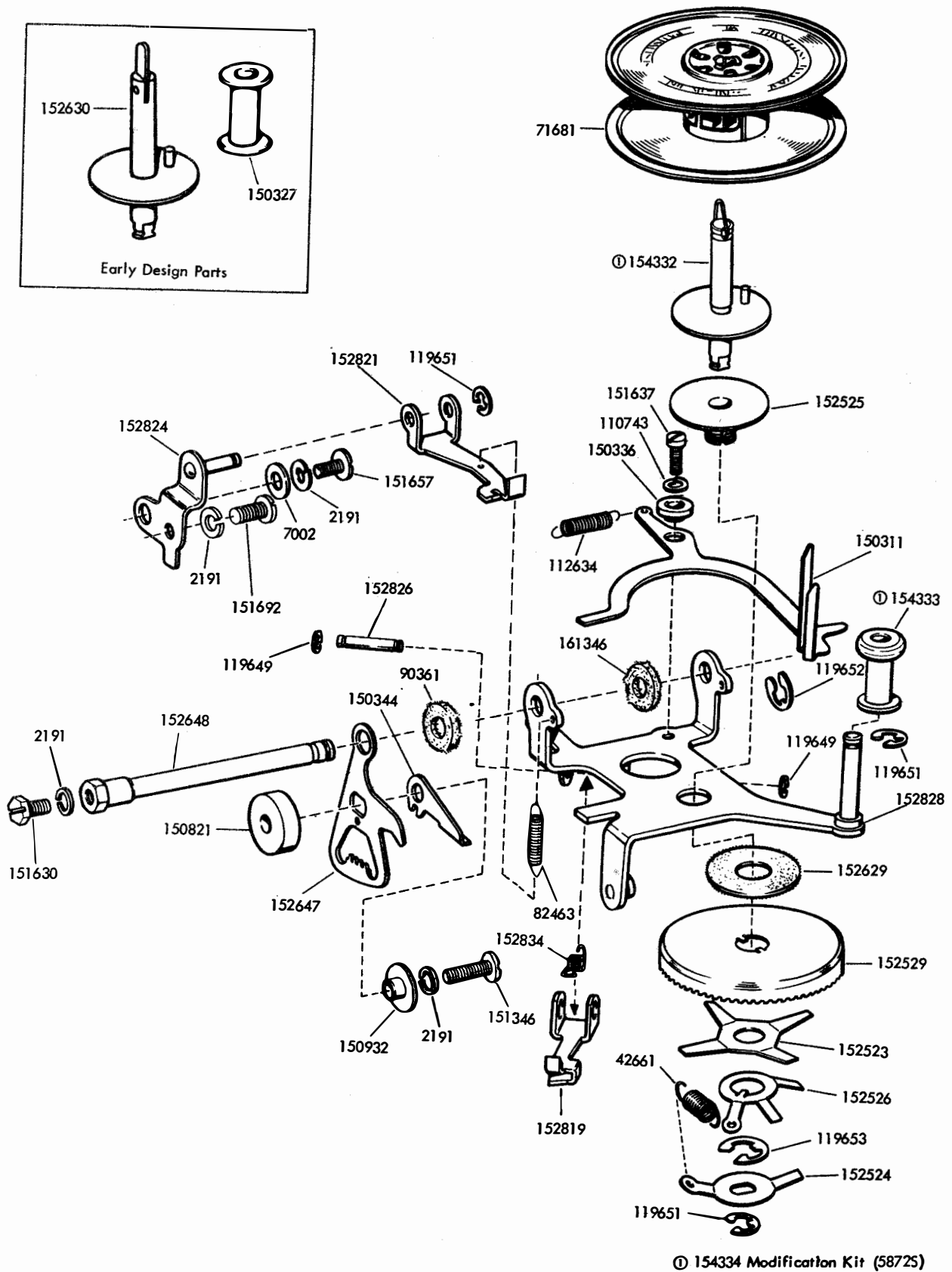
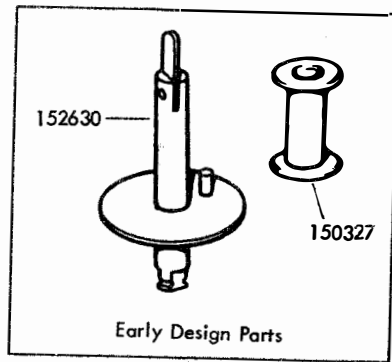
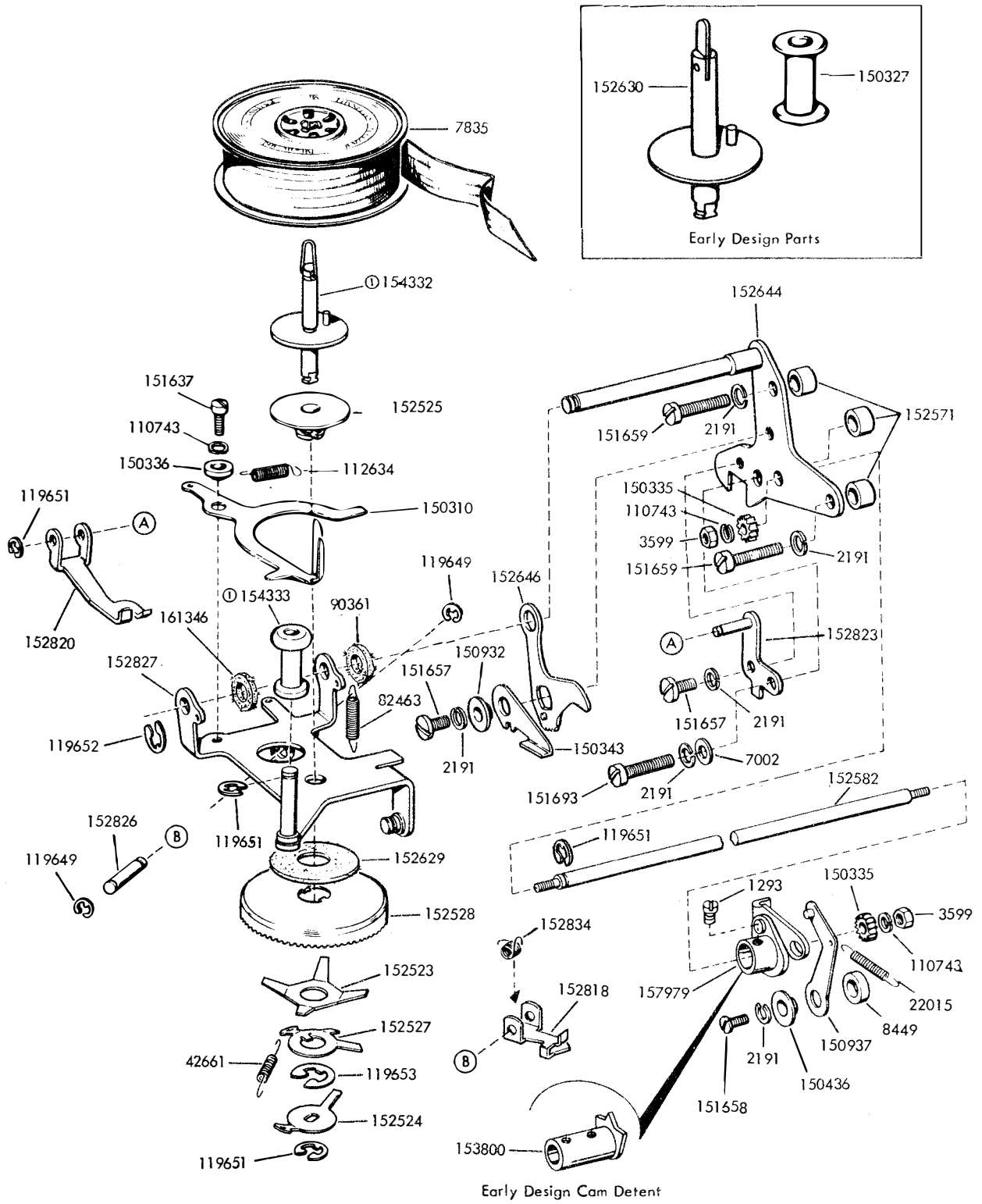


FIGURE 45. RIGHT RIBBON FEED MECHANISM



Ⓢ 154334 Modification Kit
(58725)

FIGURE 46. LEFT RIBBON FEED MECHANISM

FIGURE 47. CODE BAR MECHANISM

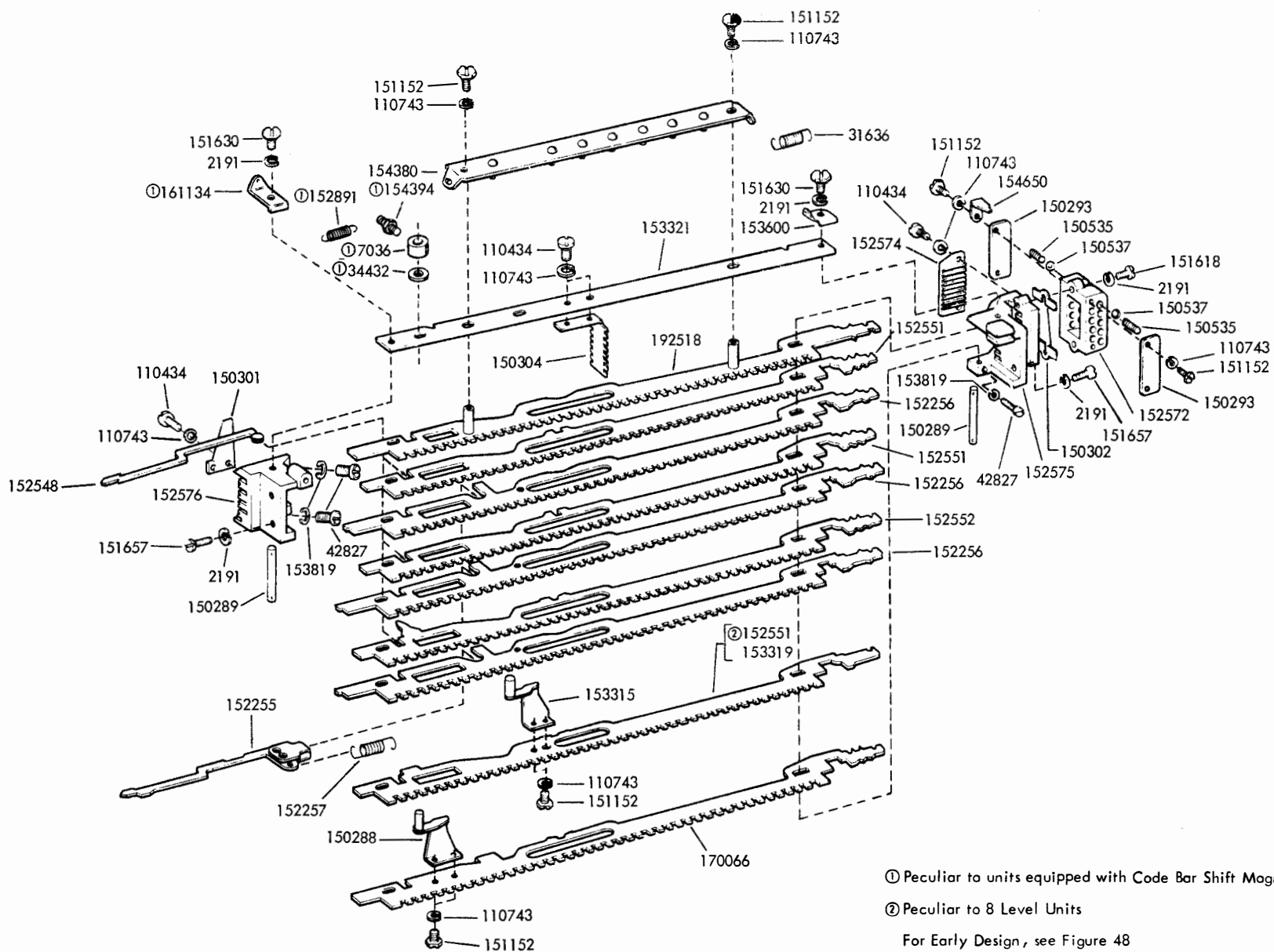
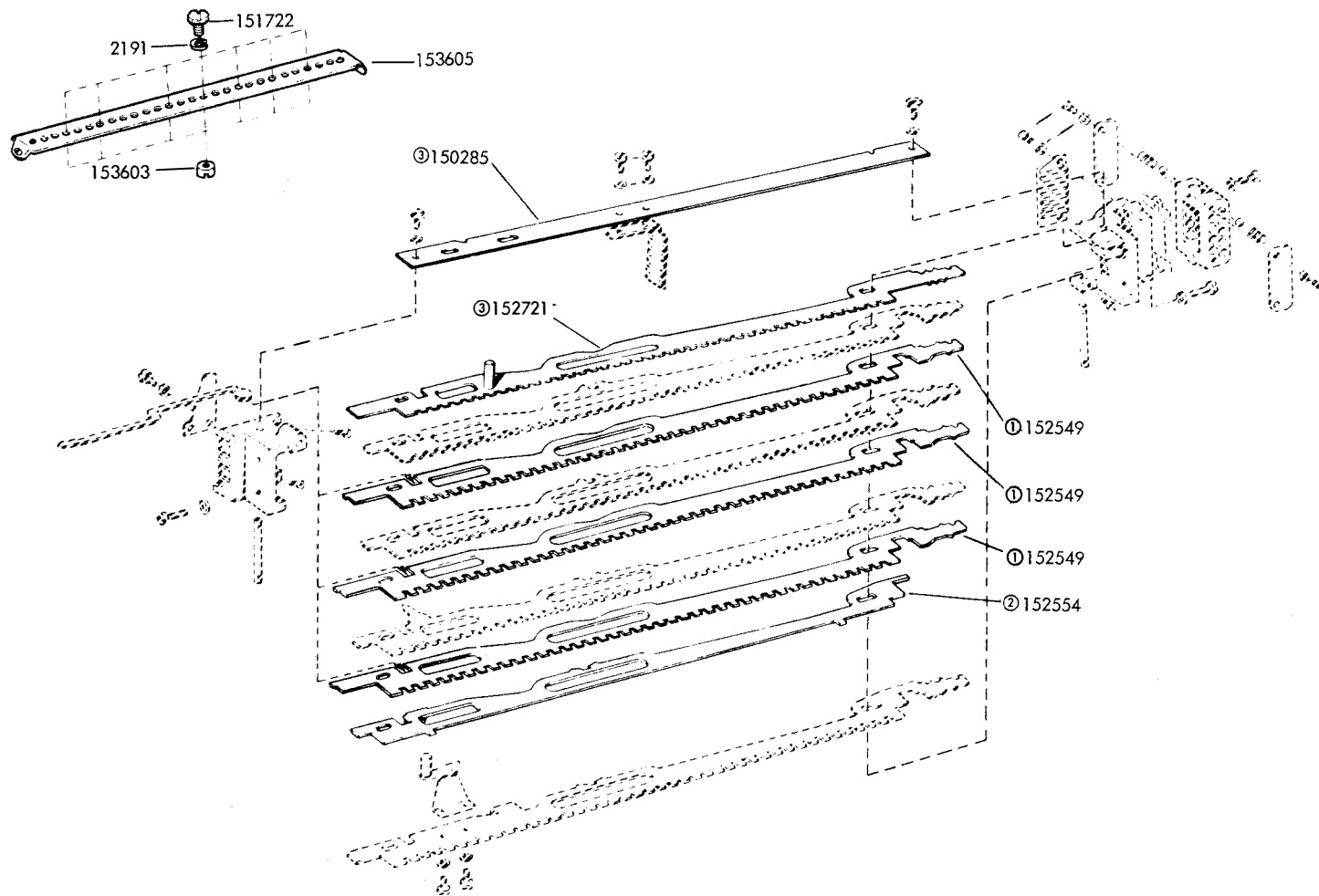


FIGURE 48. CODE BAR MECHANISM



① Peculiar to units with Serial Numbers 8699 and lower

② See note 23 on page 115

③ See note 24 on page 115

Early Design Parts

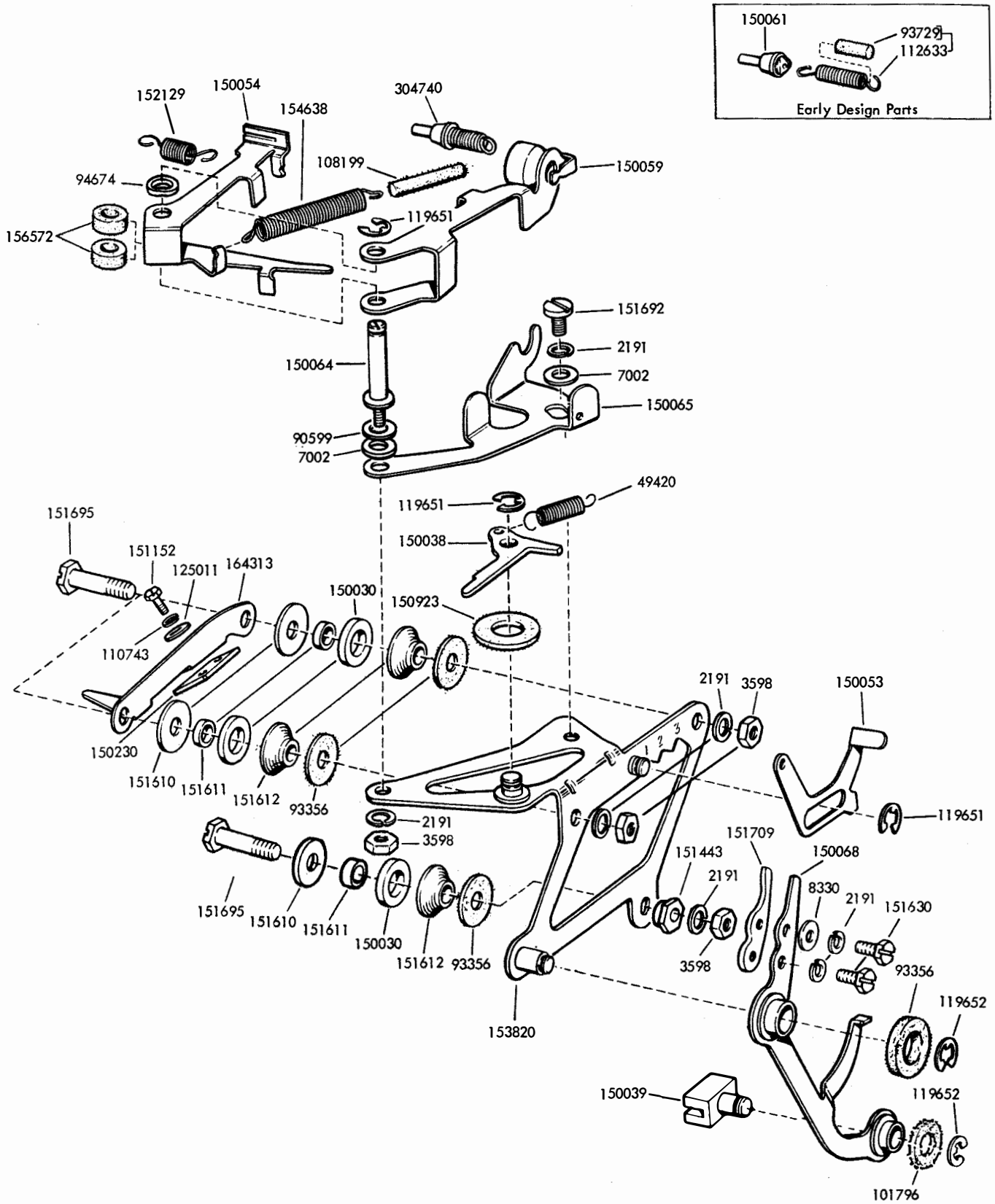
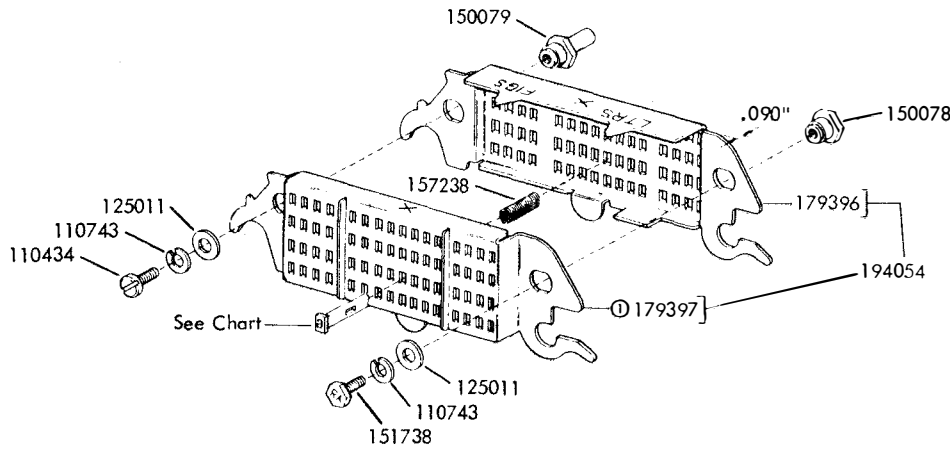
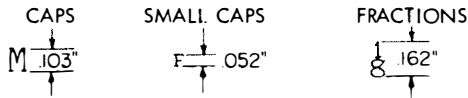


FIGURE 49. 150036 PRINTING CARRIAGE ASSEMBLY



Murray Style Pallets
(10 characters per inch spacing)



Note: Part number of 151738 Identification Screw to include two letter suffix of type box arrangement.

MURRAY STYLE PALLETS													
PALLET	NUMBER	PALLET	NUMBER	PALLET	NUMBER	PALLET	NUMBER	PALLET	NUMBER	PALLET	NUMBER	PALLET	NUMBER
A	157600	F	157605	K	157610	P	157615	U	157620	Z	157625	5	157630
B	157601	G	157606	L	157611	Q	157616	V	157621	1	157626	6	157631
C	157602	H	157607	M	157612	R	157617	W	157622	2	157627	7	157632
D	157603	I	157608	N	157613	S	157618	X	157623	3	157628	8	157633
E	157604	J	157609	O	157614	T	157619	Y	157624	4	157629	9	157634

The above pallets are common to all Murray Style Arrangements

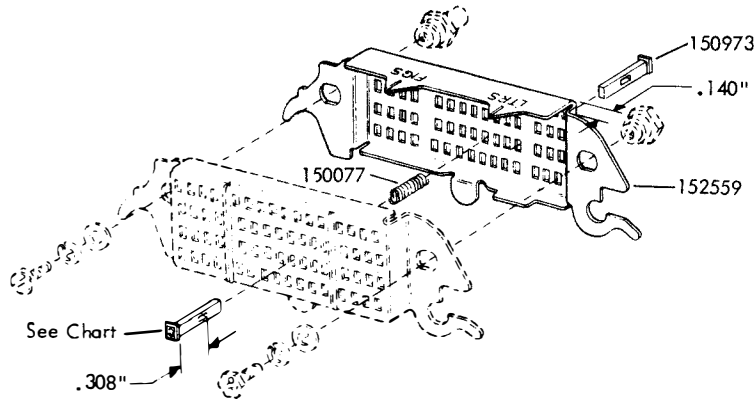
ADDITIONAL MURRAY STYLE PALLETS													
PALLET	NUMBER	PALLET	NUMBER	PALLET	NUMBER	PALLET	NUMBER	PALLET	NUMBER	PALLET	NUMBER	PALLET	NUMBER
CS	155880	H	155868	n	157785	z	157788	¢	157658	≡	155870	⊞	157721
c	157780	J	157796	oz	155879	3	157805	@	157726	■	155873	⊞	157722
DZ	157801	j	157783	o	157725	/16	155874	△	157807	<<	155877		157727
E	155869	K	157797	s	157794	/32	155875	o	157728	>>	155878	-	157642
EA	157799	k	157784	s	157786	...	155876	+	157806	~	155871		
f	157795	L	157803	t	157787	-	157804	=	157678	^	155872		
f	157781	N	157716	YD	157800	%	157660	x	157715	⊗	157719		
g	157782	n	157798	Yd	157802	£	157650	∞	157661	□	157720		

① See note 25 on page 115

See Figures 52, 53 and 54 for pallet arrangements

For Early Design, see Figure 51

FIGURE 50. TYPE BOX AND PALLETS



MURRAY STYLE PALLETS

PALLET NUMBER	PALLET NUMBER	PALLET NUMBER	PALLET NUMBER
A 150100	X 150123	! 150146	↘ 151947
B 150101	Y 150124	& 150147	↙ 151948
C 150102	Z 150125	; 150148	+ 151949
D 150103	1 150126	/ 150149	○ 151950
E 150104	2 150127	▼ 150150	⊕ 151951
F 150105	3 150128	! 150151	⊗ 151952
G 150106	4 150129	! 150152	⊕ 151953
H 150107	5 150130	! 150153	⊗ 154536
I 150108	6 150131	! 150154	Ñ 154537
J 150109	7 150132	! 150155	∩ 154538
K 150110	8 150133	! 150156	Δ 154539
L 150111	9 150134	! 150157	⊕ 154540
M 150112	- 150143	! 150158	□ 154541
N 150113	. 150135	! 150159	⊕ 154542
O 150114	, 150136	! 150160	⊗ 154543
P 150115	" 150137	! 150161	∧ 154544
Q 150116	(150138	! 150162	∨ 154545
R 150117	? 150139	! 151941	⊕ 154546
S 150118	∅ 150140	! 151942	@ 154547
T 150119) 150141	! 151943	154548
U 150120	⌘ 150142	! 151944	° 154549
V 150121	\$ 150144	! 151945	BLANK 150973
W 150122	: 150145	! 151946	

See note 26 on page 115

Early Design Parts

FIGURE 51. TYPE BOX AND PALLETS


GOTHIC STYLE PALLETS ① (12-TO-INCH SPACING)										The Pallets listed below are common to 12-to-inch Gothic Style Arrangements		LARGE GOTHIC STYLE PALLETS ②								The Pallets listed below are common to all large Gothic Style Arrangements				
PALLET	NUMBER	155705 "XD"	155706 "XE"	155707 "XF"	161362 "XR"	161363 "XS"	161364 "XT"	161365 "XU"	162056 "XZ"			179057 "YV"	PALLET	NUMBER	154643 "RV"	153518 "WA"	160755 "XM"	160999 "XP"	163295 "YC"			161081 "YG"	164218 "YJ"	164348 "YK"
&	155467	X	X		X	X	X		X	X	A	155432										A	157729	
\$	155468	X	X	X	X	X	X		X	X	B	155433	X	X					X	X			B	157730
%	155470			X					X		C	155434	X	X	X	X	X	X	X	X			C	157731
1	155471		X	X		X	X				D	155435	X	X	X	X	X	X	X	X			D	157732
2	155472		X	X		X	X				E	155436	X	X				X	X	X			E	157733
3	155473	X	X		X	X			X	X	F	155437	X	X				X	X				F	157734
4	155474		X			X	X				G	155438	X	X				X	X				G	157735
5	155475		X			X	X				H	155439	X	X				X	X				H	157736
6	155476	X				X	X				I	155440	X	X		X	X	X	X	X			I	157737
7	155477		X			X	X				J	155441	X	X				X	X				J	157738
8	155478		X			X	X				K	155442	X	X				X	X				K	157739
9	155479					X	X		X		L	155443	X	X				X	X				L	157740
0	155483									X	M	155444	X	X				X	X				M	157741
"		M	M	M	M	M	M		M	M	N	155445	X	X				X	X				N	157742
'		M			M	M			M	M	O	155446	X	X				X	X				O	157743
;		M		M	M				M	M	P	155447			X	X		X	X	X			P	157744
:		M		M	M				M		Q	155448			X	X							Q	157745
?		M		M	M				M		R	155449											R	157746
)		M			M				M	M	S	155450			X	X							S	157747
(M		M	M				M	M	T	155451											T	157748
!					M				M		U	155452											U	157749
,		M	M	M	M		M		M	M	V	155453			X	X							V	157750
←	161366							X			W	155454											W	157751
→	161367							X			X	155455			X	X							X	157752
↓	161368							X			Y	155456											Y	157753
↑	161369							X			Z	155457			X	X							Z	157754
↖	161370							X			1	155458											1	157755
↗	161371							X			2	155459			X	X							2	157756
↘	161372							X			3	155460											3	157757
↙	161373							X			4	155461			X	X							4	157758
○	161374							X			5	155462						X		X			5	157759
⊖	161375							X			6	155463											6	157760
⊕	161376							X			7	155464											7	157761
⊗	161377							X			8	155465											8	157762
											9	155466						X		X			9	157763
											/	155469					X			X			.	157765
											.	157636											/	157772
											-	157642						X		X			\$	157777
																		X		X			&	157778

M = Murray Typepallet

① Used with 154792 Modification Kit (see Figure 97)

② Used with 154755, 159395 or 163292 Modification Kit (see Figures 94, 95 and 96)

Gothic Style Pallets
(10 or 12 characters per inch spacing)

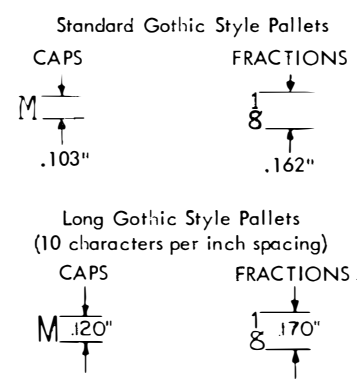


Large Gothic Style Pallets
(5, 6 or 8 characters per inch spacing)



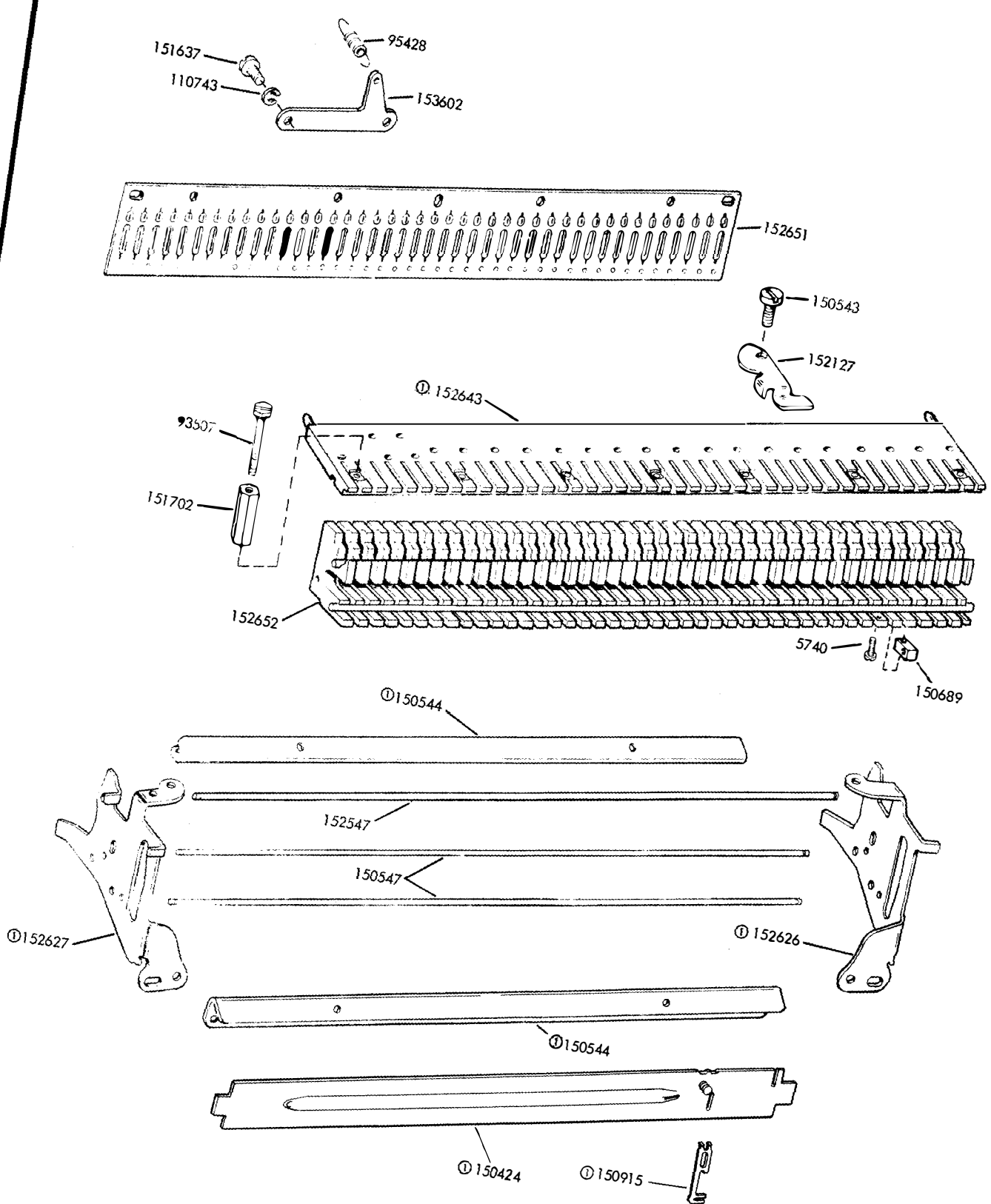
FIGURE 53. TYPEPALLET CHARTS

LONG GOTHIC STYLE PALLETS							The Pallets listed below are common to all long Gothic Style Arrangements	STANDARD GOTHIC STYLE PALLETS					The Pallets listed below are common to all standard Gothic Style Arrangements			
PALLET	NUMBER	155693 "WP"	155709 "XH"	162058 "YA"	194026 "AC"	194027 "AD"		194929 "AE"	195461 "AH"	PALLET	NUMBER	178852 "YU"		193803 "AB"	195009 "AF"	199898 "AL"
:	155654	X	X				X		A	155618	M	M	M	M	A	159752
(155657	X	X				X		B	155619	M	M		M	B	159753
)	155658	X	X				X		C	155620					C	159754
	155660	X							D	155621	M		M	M	D	159755
o	155661	X							E	155622	M	M	M	M	E	159756
o	155662	X							F	155623	M				F	159757
→	155663	X							G	155624					G	159758
*	155664	X							H	155625	M	M		M	H	159759
∞	155665	X							I	155626	M	M	M	M	I	159760
\$	155667		X	X					J	155627	M	M	M	M	J	159761
?	155668		X				X		K	155628	M	M		M	K	159762
!	155669		X						L	155629	M	M	M		L	159763
;	155670		X						M	155630	M	M	M		M	159764
,	155671		X				X		N	155631	M	M	M		N	159765
.	155672		X	X	X	X	X	X	O	155632	M			M	O	159766
"	155673		X	X		X			P	155633	M				P	159767
7	155885			X					Q	155634	M		M	M	Q	159768
8	155886			X					R	155635	M			M	R	159769
5	155887				X				S	155636					S	159770
4	155888			X					T	155637					T	159771
1	155889			X					U	155638	M		M	M	U	159772
3	155890			X					V	155639		M			V	159773
1	155891			X					W	155640		M			W	159774
-	155655	X	X	X			X	X	X	155641					X	159775
Δ	155884				X				Y	155642		M			Y	159776
∅	155895							X	Z	155643		M			Z	159777
±	194018				X	X			1	155644					1	159778
+	194019				X		X	X	2	155645					2	159779
→	194020					X		M	3	155646					3	159780
=	194021						X		4	155647					4	159781
↖	194035				X	X		M	5	155648					5	159782
↑	194036				X	X		M	6	155649					6	159783
↓	194037				X			M	7	155650					7	159784
↙	194038				X			M	8	155651					8	159785
←	194039				X			M	9	155652					9	159786
(I)	195486							X	,	155653					▲	159787
(II)	195487							X	/	155656						
(III)	195488							X	#	155659						
↗ ↘ o								M	&	155666						
☒ ☐ ☑								M								



M = Murray Typepallet

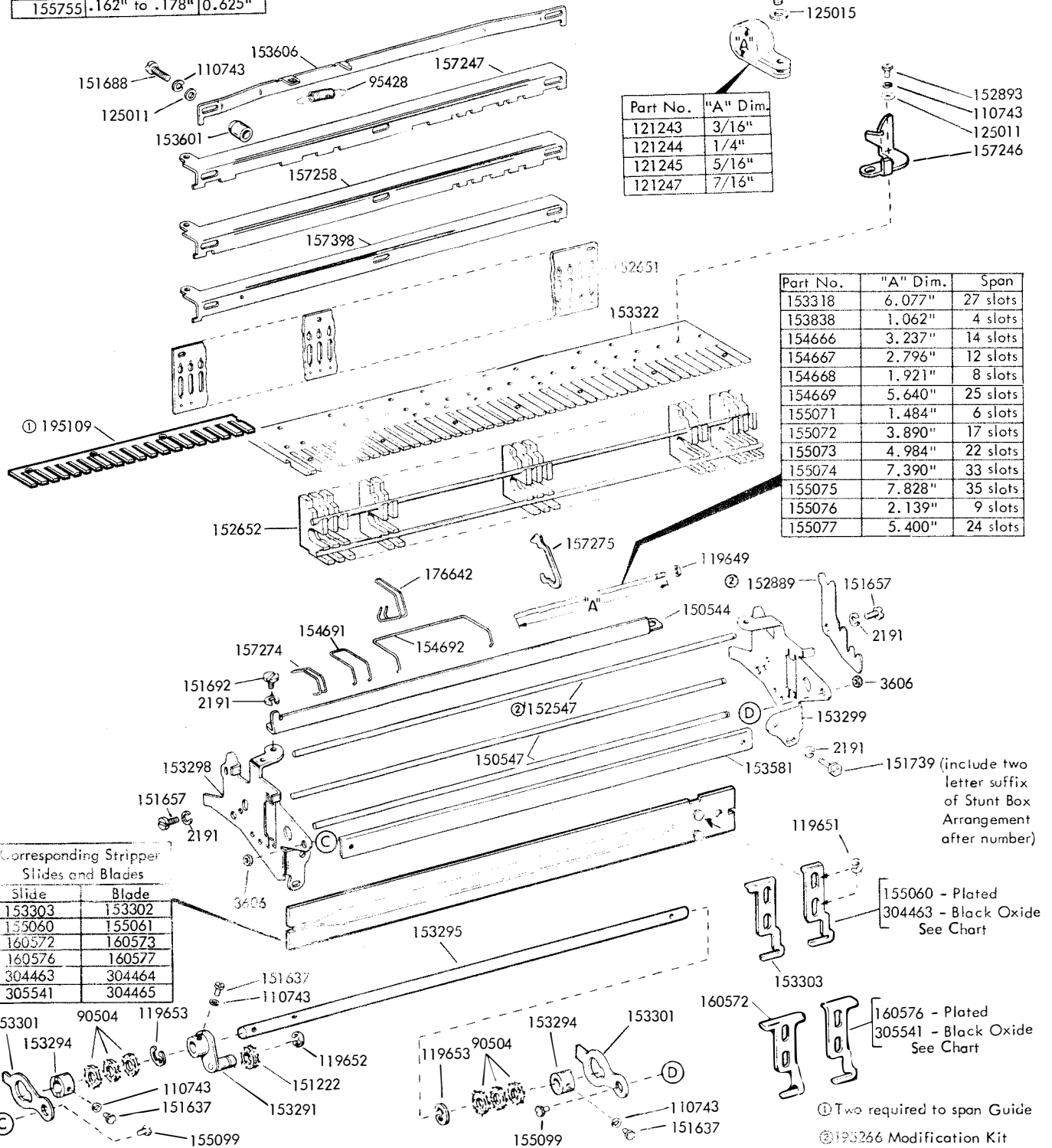
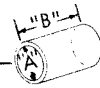
FIGURE 54. TYPEPALLET CHARTS



Ⓛ Early Design

FIGURE 55. STUNT BOX - MAJOR COMPONENTS

Part No.	"A" Dim.	"B" Dim.
155750	.091" to .101"	0.500"
155751	.114" to .124"	1.000"
155752	.057" to .067"	0.375"
155753	.114" to .124"	0.500"
155754	.057" to .067"	0.500"
155755	.162" to .178"	0.625"



Part No.	"A" Dim.
121243	3/16"
121244	1/4"
121245	5/16"
121247	7/16"

Part No.	"A" Dim.	Span
153318	6.077"	27 slots
153838	1.062"	4 slots
154666	3.237"	14 slots
154667	2.796"	12 slots
154668	1.921"	8 slots
154669	5.640"	25 slots
155071	1.484"	6 slots
155072	3.890"	17 slots
155073	4.984"	22 slots
155074	7.390"	33 slots
155075	7.828"	35 slots
155076	2.139"	9 slots
155077	5.400"	24 slots

Slide	Blade
153303	153302
155060	155061
160572	160573
160576	160577
304463	304464
305541	304465

151739 (include two letter suffix of Stunt Box Arrangement after number)

155060 - Plated
304463 - Black Oxide
See Chart

160576 - Plated
305541 - Black Oxide
See Chart

① Two required to span Guide

② 193266 Modification Kit

FIGURE 56. STUNT BCX - MAJOR COMPONENTS

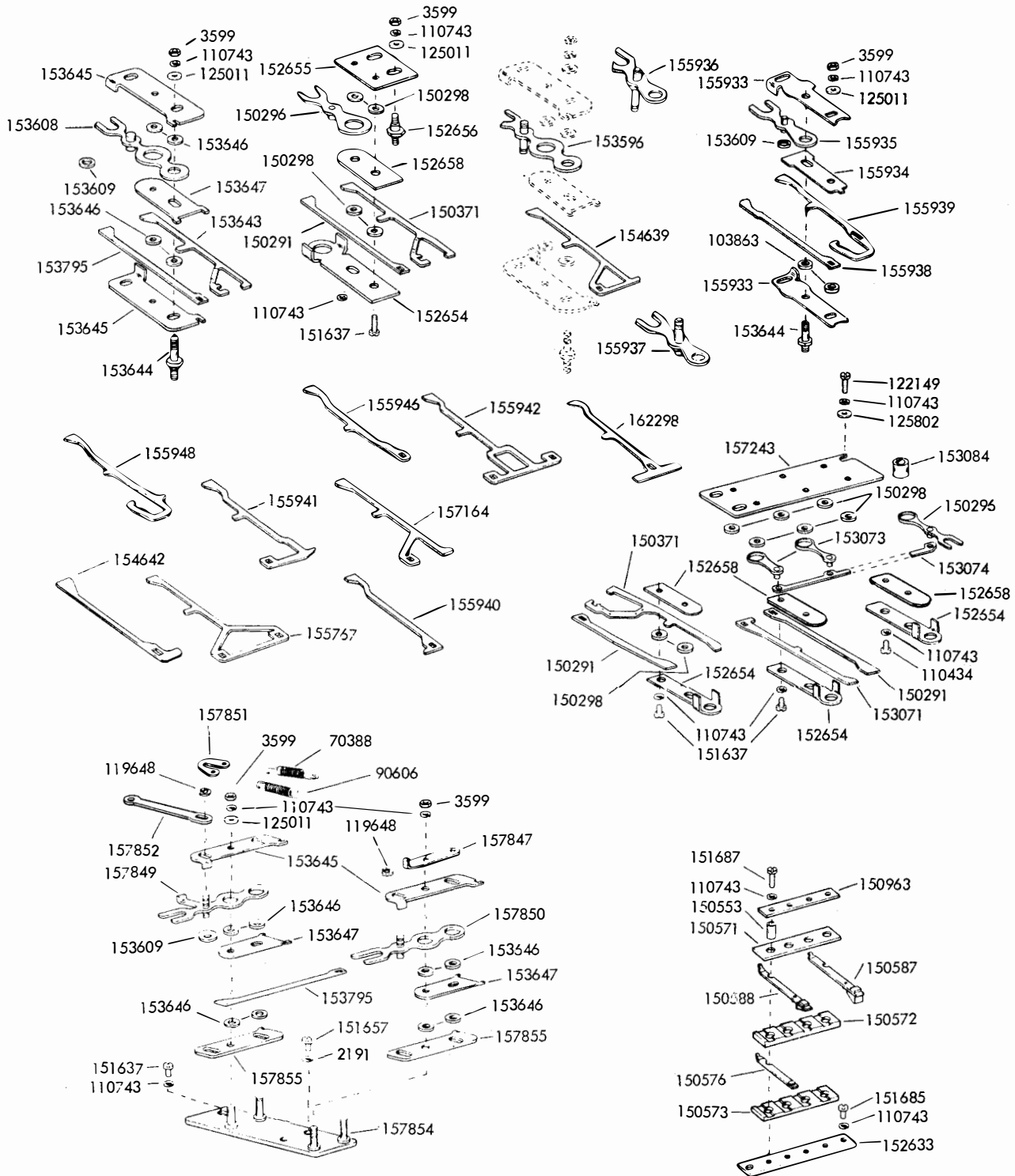
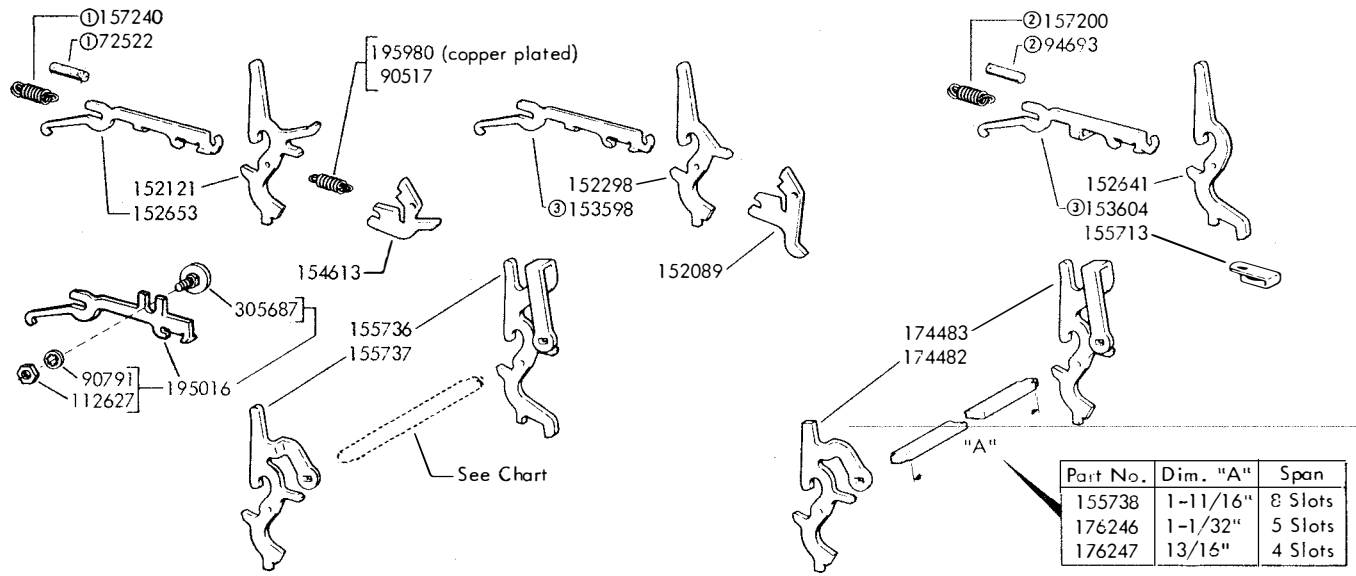


FIGURE 57. SHIFT MECHANISM COMPONENTS

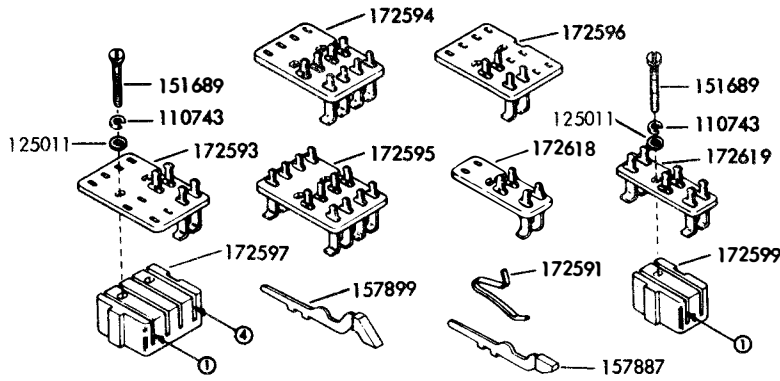


 152642	 152659	 157206	 157207	 161649	 162059	 163943
 152660	 152357	 145301	 110743	 3599	 173141	 174484
 154646	 162484	 193655	 194414	 152299	 153670	 154647
 157205	 163271	 163944	 164311			

① Used on units equipped with One-Stop and Three-Stop Clutches
 ② Used on units equipped with Two- Stop Clutches

③ Not used with Early Design 195109 Stop Plate. Early and Late Design Stop Plates may be identified by their widths. (Early Design width 15/32" - Late Design width 17/32")

FIGURE 58. FUNCTION LEVERS

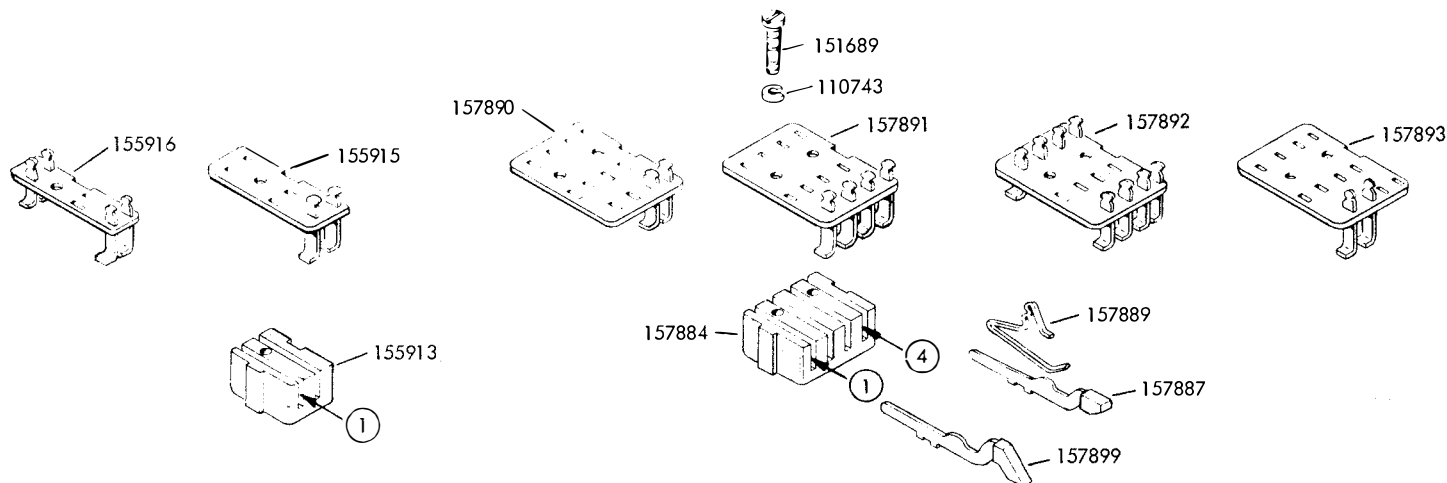


SWITCH ASSEMBLY NO.	CONTACT PLATE NO.	CONTACT ARM POSITION			
		1	2	3	4
172500	172593			157887	157887
172501	172593			157887	
172502	172593				157887
172503	172594	157887	157899	157899	157887
172504	172594	157887			
172505	172594	157899			157899
172506	172594		157887		
172507	172594	157899			
172508	172594	157887	157899		
172509	172594	157899		157899	
172510	172594	157899		157899	157887
172511	172594	157899	157899	157899	157899
172512	172594	157887	157887	157899	
172513	172593			157899	
172514	172594	157887	157887	157887	157887
172515	172594	157887	157887	157887	
172516	172594		157887		157887
172517	172594	157899	157887	157899	157887
172518	172594		157887	157899	157887
172519	172594	157899		157887	
172520	172594	157899		157887	157899
172521	172593				157899
172522	172594	157887	157899		157887
172523	172594	157899	157887	157887	157899
172524	172594	157887			157887
172525	172595	157887	157887	157887	157887
172526	172596		157887		
172527	172595			157887	
172528	172595	157887		157887	
172529	172595			157887	157887
172530	172595	157887	157887	157887	
172531	172595	157887		157887	157887
172532	172595	157887			
172533	172595	157887	157887		
172534	172594		157899	157887	
172535	172594			157899	157887
172536	172594	157899	157887	157899	
172538	172595		157887	157887	157887
172539	172595		157887		157887
172540	172594		157899	157887	157887
172541	172594	157899	157887	157887	157887
172542	172594	157887	157899	157887	157887
172543	172594	157899		157887	
172544	172595		157899		157887
172545	172595	157899		157899	
172546	172595	157899		157887	
172547	172595	157887	157899	157887	
172548	172596		157899		
172549	172595				157887
172550	172595	157899			157899
172551	172594		157887	157887	157887
172552	172594	157899		157887	157887
172553	172595		157887	157899	
172554	172594		157899		157899
172555	172595	157899	157887	157899	157899
172556	172595	157887	157887		157887
172557	172594	157887		157887	157887
172558	172595	157899			
172559	172594	157899	157887		
172560	172595	157899	157887	157887	157887
172561	172594		157887	157899	
172562	172594				157899
172563	172594	157887	157899	157887	157899
172564	172594	157899	157887		157899
172565	172595	157899			
172566	172595			157899	
172567	172595			157887	
172568	172595	157887			157887
172569	172595				
172570	172595			157887	157887
172571	172594	157887	157887		157887
172572	172593				157899
172573	172595	157899	157899	157899	157887
172574	172595	157899		157899	157887
172575	172595	157899	157899		
172576	172595	157899	157899	157899	157899
172577	172595	157899	157899	157899	
172578	172595			157899	157899
172579	172595			157899	157887
172580	172595	157899		157899	157899
172581	172595			157887	157899
172582	172595	157887	157899	157899	
172583	172595			157887	157899
172584	172595			157899	157899
172585	172595	157887	157887	157899	157899
172586	172595			157899	157899
172587	172595			157899	
172588	172595	157887		157899	
172589	172595				157899
172590	172595	(1)	(1)	(1)	(1)
172600	172618	157887			
172601	172618			157887	
172602	172618	157887	157887		
172603	172619	157887			
172604	172619			157887	
172605	172619	157887	157887		
172606	172618	157899			
172607	172618	157899	157899		
172608	172619	157899			

⓪172591 Contact Arm Spring included in slot
For Early Design, see Figure 60

FIGURE 59. SWITCH ASSEMBLIES AND COMPONENTS

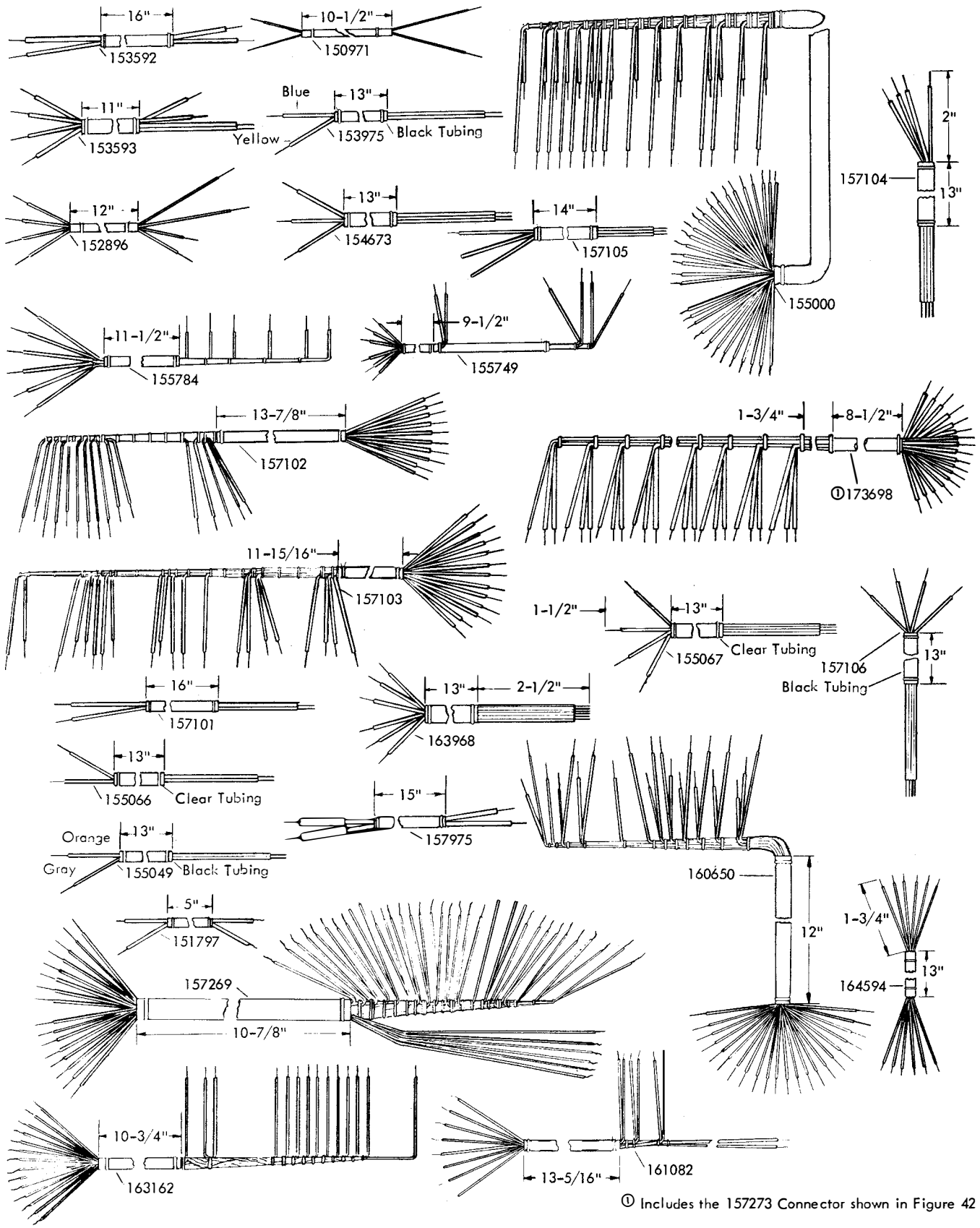
FIGURE 60. SWITCH ASSEMBLIES AND COMPONENTS



SWITCH ASSEMBLY NO.	CONTACT PLATE NO.	CONTACT ARM POSITION		SWITCH ASSEMBLY NO.	CONTACT PLATE NO.	CONTACT ARM POSITION				SWITCH ASSEMBLY NO.	CONTACT PLATE NO.	CONTACT ARM POSITION			
		1	2			1	2	3	4			1	2	3	4
155917	155915	157887		157070	157890			157887	157887	160192	157892	157887		157887	157887
155918	155915		157887	157071	157890			157887		160193	157892	157887			
155919	155915	157887	157887	157072	157890				157887	160194	157892	157887	157887		
155920	155916	157887		157073	157891	157887	157899	157899	157887	160195	157891		157899	157887	
155921	155916		157887	157074	157891	157887				160196	157891			157899	157887
155922	155916	157887	157887	157075	157891	157899				160197	157891	157899	157887	157899	
155923	155915	157899		157076	157891		157887			160198	157891		157899	157887	
155924	155915	157899	157899	157077	157891	157899				160199	157892		157887	157887	157887
155925	155915	157899		157078	157891	157887	157899			160200	157892		157887		157887
				157079	157891	157899		157899		160201	157891		157899	157887	157887
				157080	157891	157899		157899	157887	160202	157891	157899	157887	157887	157887
				157081	157891	157899	157899	157899	157899	160203	157891	157887	157899	157887	157887
				157082	157891	157887	157887	157899		160204	157891	157899		157887	
				157083	157890			157899		160205	157892		157899		157887
				157084	157891	157887	157887	157887	157887	160206	157892	157899		157899	
				157085	157891	157887	157887	157887		160207	157892	157899		157887	
				157086	157891		157887		157887	160208	157892	157887	157899	157887	
				157087	157891	157899	157887	157899	157887	160209	157893		157899		
				157088	157891		157887	157899	157887	160210	157892				157887
				157089	157891	157899			157887	160211	157892	157899			157899
				157090	157891	157899			157899	160212	157891		157887	157887	157887
				157091	157890				157899	160213	157891	157899		157887	157887
				157092	157891	157887	157899		157887	160214	157892		157887	157899	
				157093	157891	157899	157887	157887	157899	160215	157891		157899		157899
				157094	157891	157887			157887	160216	157892	157899	157887	157899	157899
				157095	157892	157887	157887	157887	157887	160217	157892	157887	157887		157887
				157096	157893		157887			160218	157891	157887		157887	157887
				157097	157892			157887		160219	157892	157899	157899	157887	157887
				157098	157892	157887		157887		160220	157891	157899	157887		
				157099	157892			157887	157887						
				157100	157892	157887	157887	157887							

Early Design Parts

See note 27 on page 116



ⓐ Includes the 157273 Connector shown in Figure 42

FIGURE 61. CABLE ASSEMBLIES

FIGURE 63. FUNCTION BAR CONDITION CHART

CONDITION OF TYPING UNIT FOR FUNCTION BAR SELECTION		NO RESTRICTION	UPPER CASE	LOWER CASE	SELECT	NON-SELECT	PRINT	NON-PRINT	CONDITION OF TYPING UNIT FOR FUNCTION BAR SELECTION	
CHARACTER OR FUNCTION 153440 UNCODED FUNCTION BAR IS AVAILABLE FOR USE ON ANY CHARACTER OR FUNCTION BY REMOVING TINES	A	152676			155100	153409	155191		A	
	B	152677	153526		155101	153410	155192		B	
	C	152678	153520		155102	153411	155193		C	
	D	152679	153521		155103	153412	155194		D	
	E	152680	153166		155104	153413	155195		E	
	F	152681	153160	155326	155105	153414	155196	155286	F	
	G	152682	153162	155327	155106	153415	155197	155287	G	
	H	152683	152673	155328	155107	153416	155198	155288	H	
	I	152684	155249	155329	155108	153417	155199	155289	I	
	J	152685	152694	155330	155109	153418	155200	155290	J	
	K	152686	153529		155110	153419	155201		K	
	L	152687	153522		155111	153420	155202		L	
	M	152688	152674		155112	153421	155203		M	
	N	152689	153523		155113	153422	155204	155294	N	
	O	152690	153528		155114	153423	155205		O	
	P	152691	155250	155336	155115	153424	155206	155296	P	
	Q	152692	153165	155337	155116	153425	155207	155297	Q	
	R	152695	153167	155338	155117	153426	155208	155298	R	
	S	152696	152672	155339	155118	153427	155209	155299	S	
	T	152697	153524	153169	155119	153428	155210	155300	T	
	U	152698	155248	155340	155120	153429	155211		U	
	V	152699	153164		155121	153430	155212		V	
	W	152700	153163		155122	153431	155213		W	
	X	152701	153525		155123	153432	155214		X	
	Y	152702	153527		155124	153433	155215		Y	
	Z	152703	153161		155125	153434	155216	155306	Z	
	BLANK	152669	152693	152675	155312		155217	155307	BLANK	
	LETTERS	152665			155313		153438		LETTERS	
	FIGURES	152666							FIGURES	
	SPACE	155129			155314	152670			SPACE	
	CARRIAGE-RETURN	152667			155128	199519	155127		CARRIAGE-RETURN	
	LINE FEED	152668			155315		153435	155130	LINE FEED	
	ANY CHARACTER OR FUNCTION	152704	153168		155311	152671			ANY CHARACTER OR FUNCTION	
	M & N				155132				M & N	
	M & V	199518			155218				M & V	
	PULSE #1						162636		PULSE #1	
	" #2						162637		" 2	
	" #3						162638		" 3	
	" #4						162639		" 4	
	" #5						162640		" 5	
	UNIV.						155159	155219	UNIV.	
POSITION OF FUNCTION BAR TINES	SUPPRESSION LEVEL ZERO LEVEL SHIFT LEVEL		MARKING	SPACING	MARK-ING	SPACING	SPAC-ING	MARKING	SUPPRESSION LEVEL ZERO LEVEL SHIFT LEVEL	

FIGURE 64. FUNCTION BAR CONDITION CHART

CONDITION OF TYPING UNIT FOR FUNCTION BAR SELECTION		PRINT NON-SELECT	PRINT UPPER CASE	PRINT SELECT	SELECT LOWER CASE	PRINT LOWER CASE	SELECT UPPER CASE	NON-SELECT LOWER CASE	CONDITION OF TYPING UNIT FOR FUNCTION BAR SELECTION
CHARACTER OR FUNCTION	A								A
	B								B
	C								C
	D								D
	E								E
	F		155141						F
	G		155135						G
	H		155142		155133				H
	I		155143						I
	J		155131						J
	K		155144						K
	L		155145						L
	M								M
	N								N
	O								O
	P					155176		155366	P
	Q					155177		155367	Q
	R					155178		155368	R
	S		153437			155179		155369	S
	T					155180		155370	T
	U								U
	V								V
	W								W
	X								X
	Y								Y
	Z		155134					155246 155247	Z
BLANK LETTERS								BLANK LETTERS	
FIGURES								FIGURES	
SPACE								SPACE	
CARRIAGE-RETURN								CARRIAGE-RETURN	
LINE FEED								LINE FEED	
ANY CHARACTER OR FUNCTION		153436		155126				ANY CHARACTER OR FUNCTION	
M & N								M & N	
M & V								M & V	
PULSE #1								PULSE #1	
" 2								" 2	
" 3								" 3	
" 4								" 4	
" 5								" 5	
UNIV.								UNIV.	
POSITION OF FUNCTION BAR TINES	SUPPRESSION LEVEL ZERO LEVEL SHIFT LEVEL	SPACING SPACING	SPACING MARKING	SPACING MARKING	MARKING SPACING	SPACING	MARKING MARKING	SPACING SPACING	SUPPRESSION LEVEL ZERO LEVEL SHIFT LEVEL

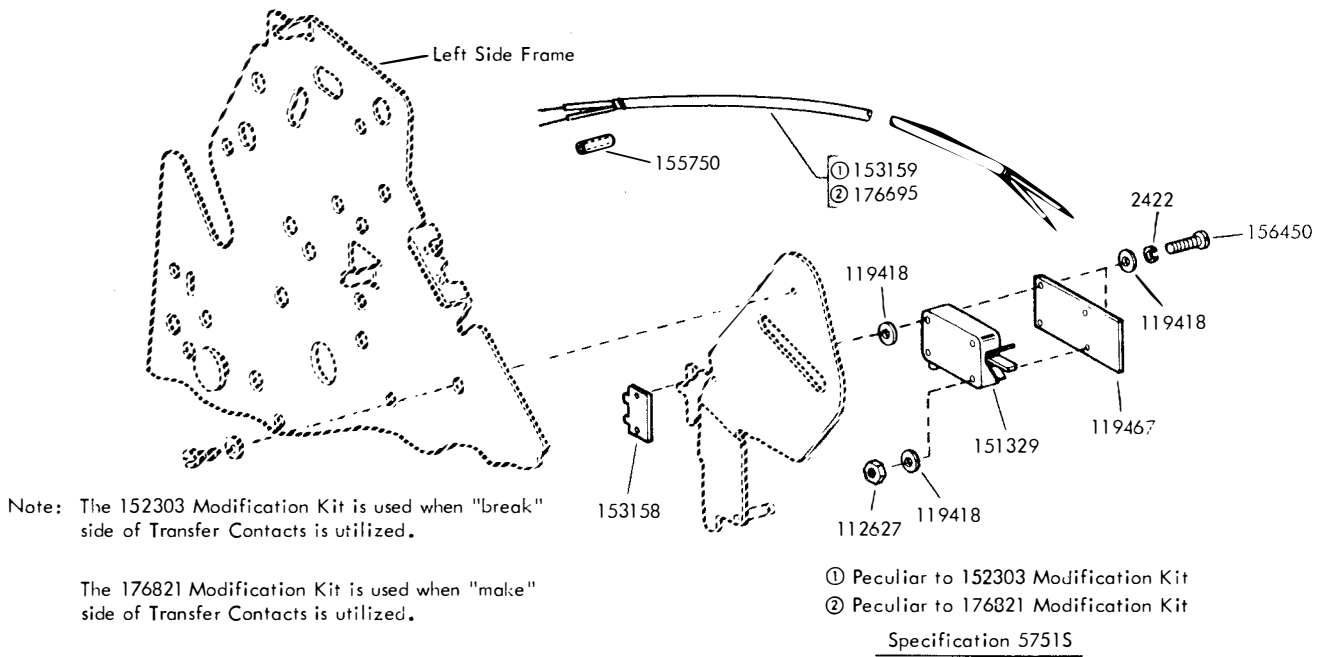


FIGURE 66. 152303 AND 176821 MCDIFICATION KITS TO PROVIDE PAGE FEED-CUT TRANSMITTER CONTROL

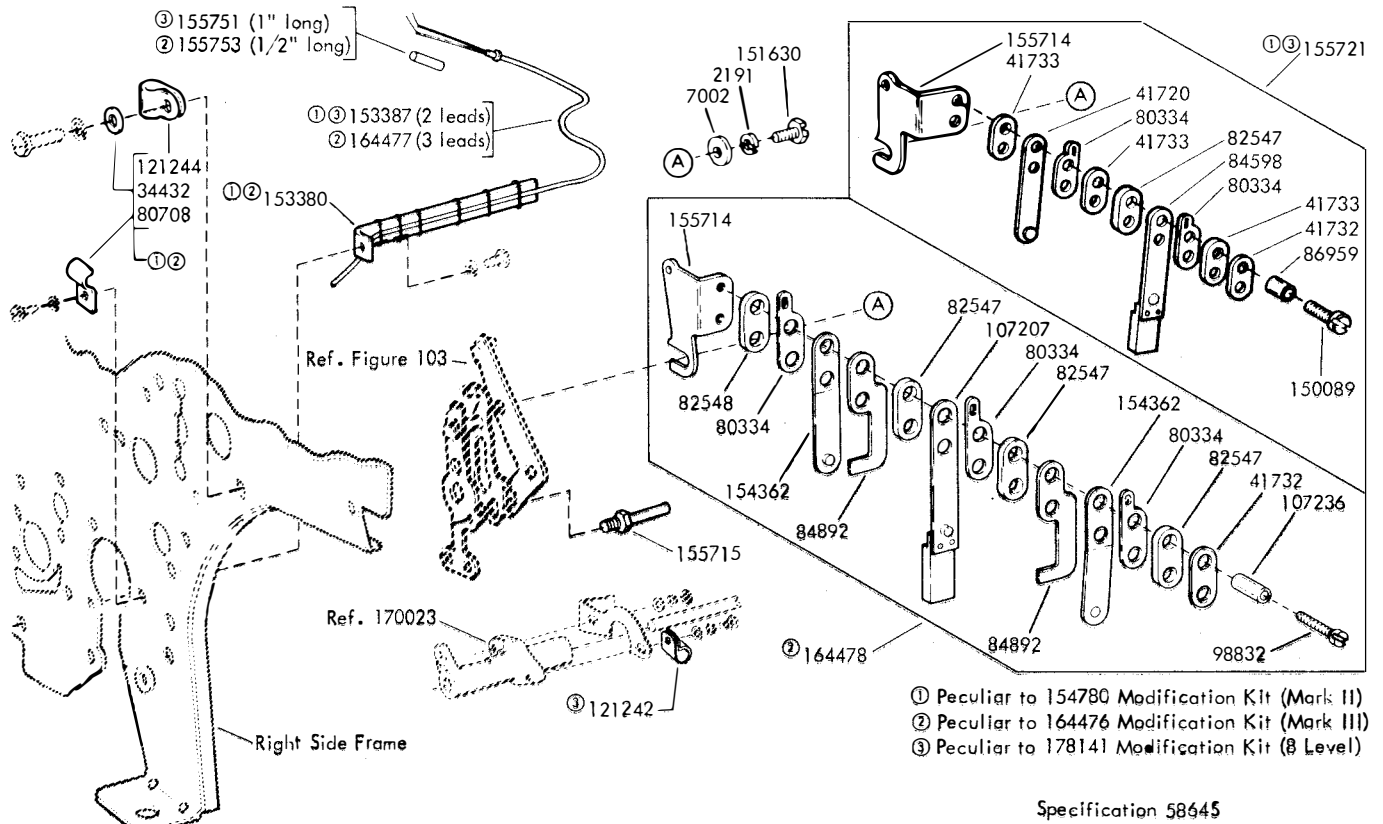
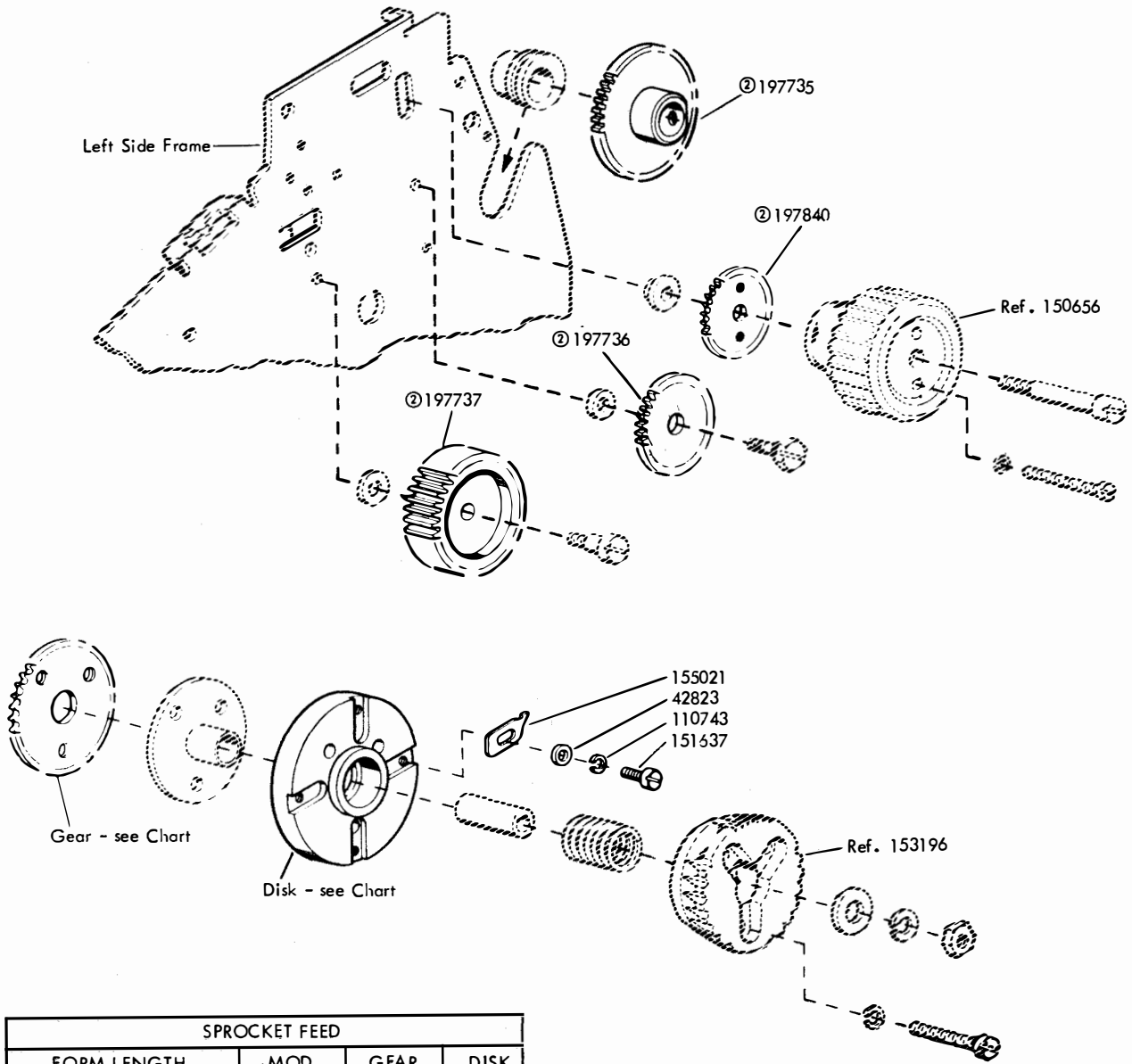


FIGURE 67. 154780, 164476 AND 178141 MCDIFICATION KITS TO PROVIDE HORIZONTAL TABULATOR XD CONTROL



SPROCKET FEED			
FORM LENGTH IN INCHES	MOD. KIT	GEAR NO.	DISK NO.
7-1/2, 15	153927	153207	153217
3-1/2, 7, 14	153928	153206	153216
6-1/2, 13	153929	153205	153215
3, 6, 12	153930	153204	153214
5-1/2, 11	153931	153203	153213
5, 10	153932	153202	153212
9-1/2	153933	153201	153211
4-1/2, 9	153934	153200	153210
8-1/2	153935	153199	153209
2, 4, 8	153936	153198	153208
3-2/3, 7-1/3, 14-2/3	161140	161250	161260
3-1/4, 6-1/2, 13	①197847	197732	197730
4-1/4	①197848	197731	197729

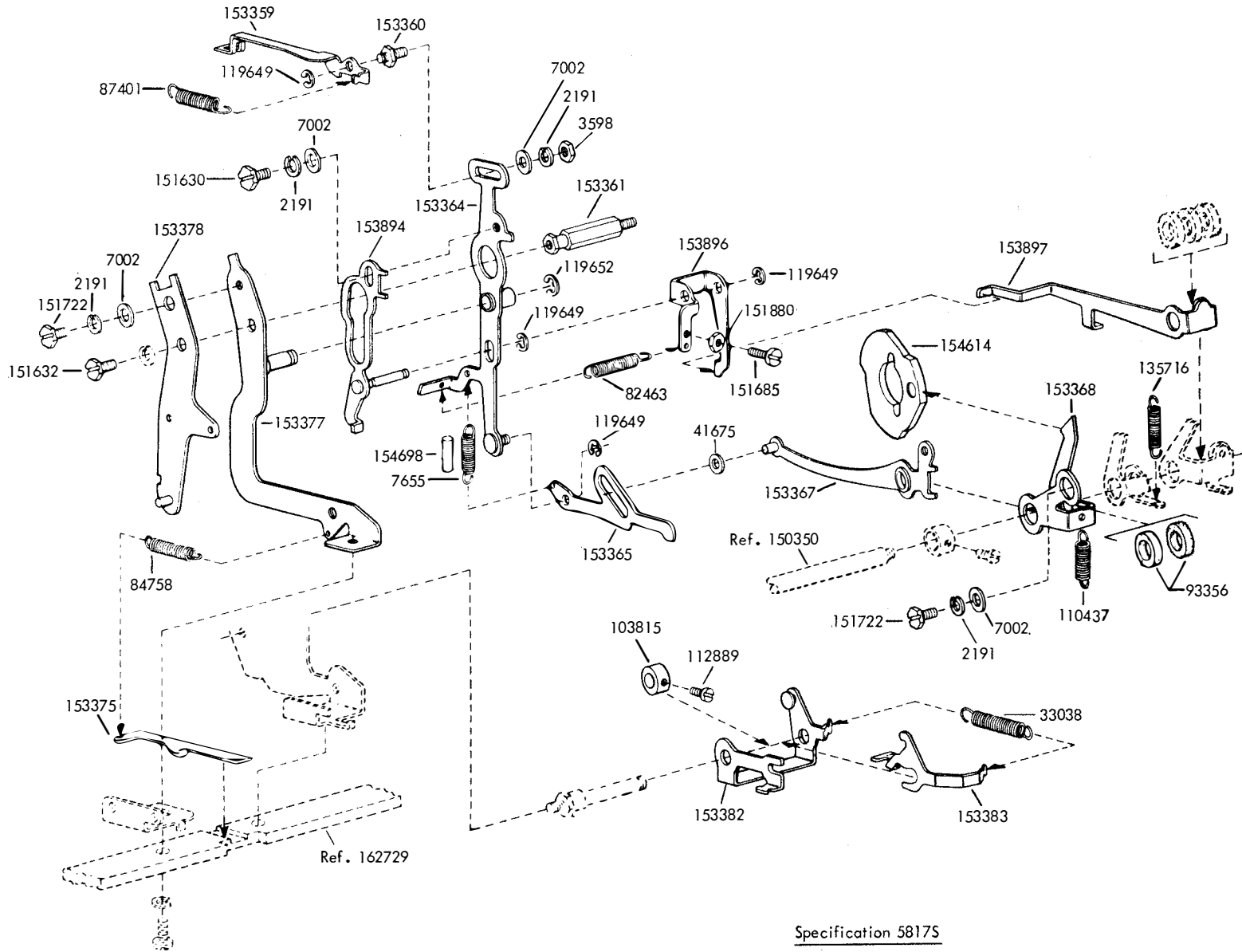
FRICTION FEED			
FORM LENGTH IN INCHES	MOD. KIT	GEAR NO.	DISK NO.
5-1/2, 11	155765	155758	153213
2, 4, 8	161767	155759	153208

- ① The 197847 and 197848 Modification Kits can only be used with the 154742 Modification Kit (4 lines per inch)
- ② Part of 197847 and 197848 Modification Kits only

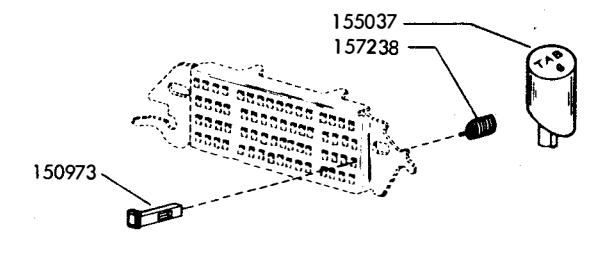
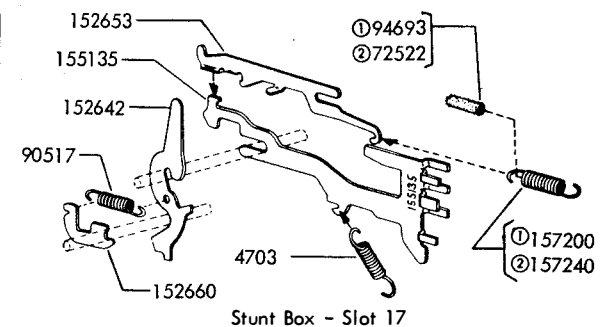
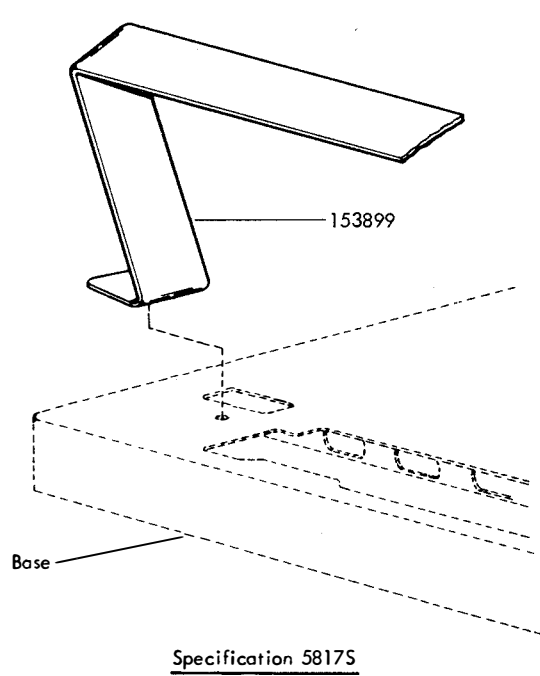
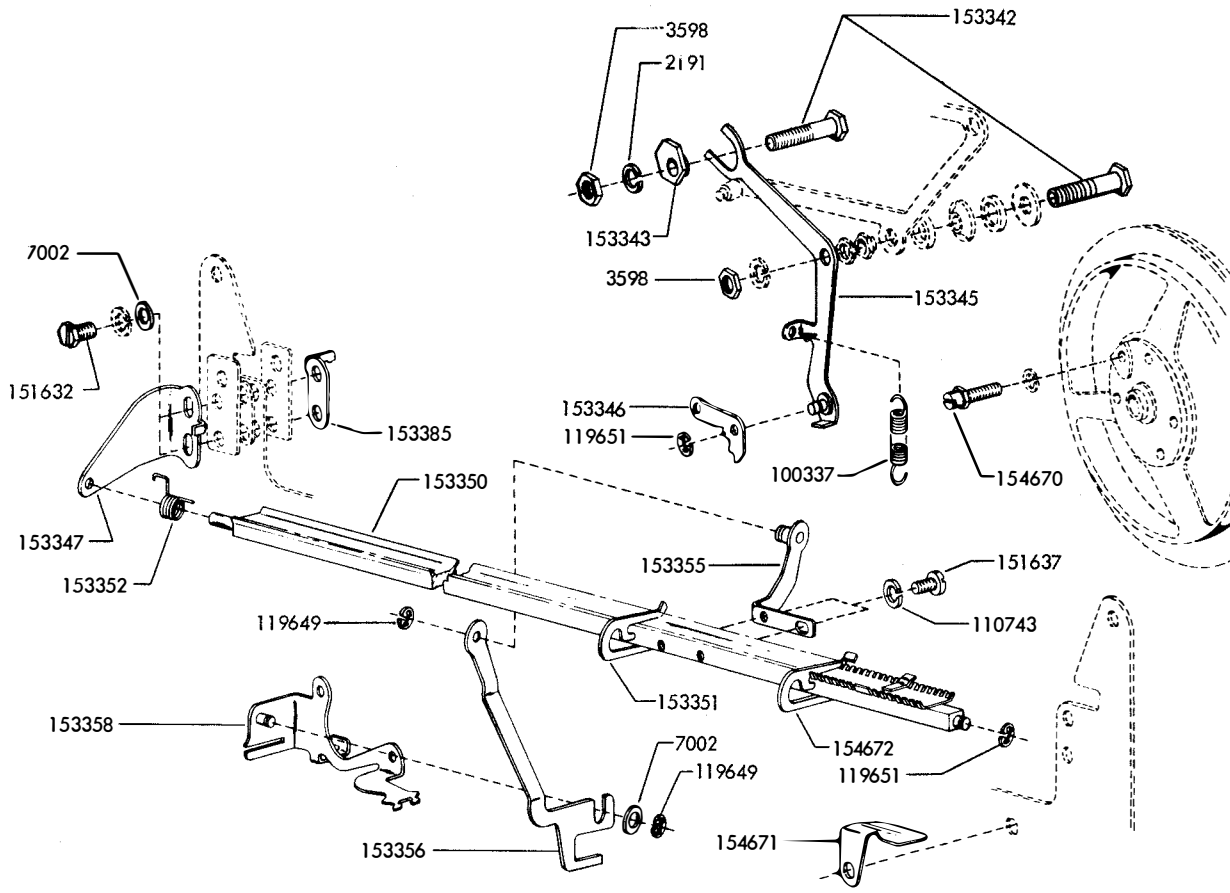
Specification 57515

FIGURE 63. PAGE FEED-OUT FORM LENGTH GEAR AND DISK MODIFICATION KITS

FIGURE 69. 152304 MODIFICATION KIT TO PROVIDE HORIZONTAL TABULATION
 (CONTINUED ON NEXT PAGE)

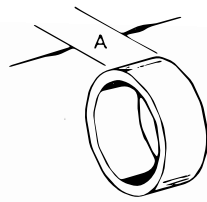


Specification 5817S



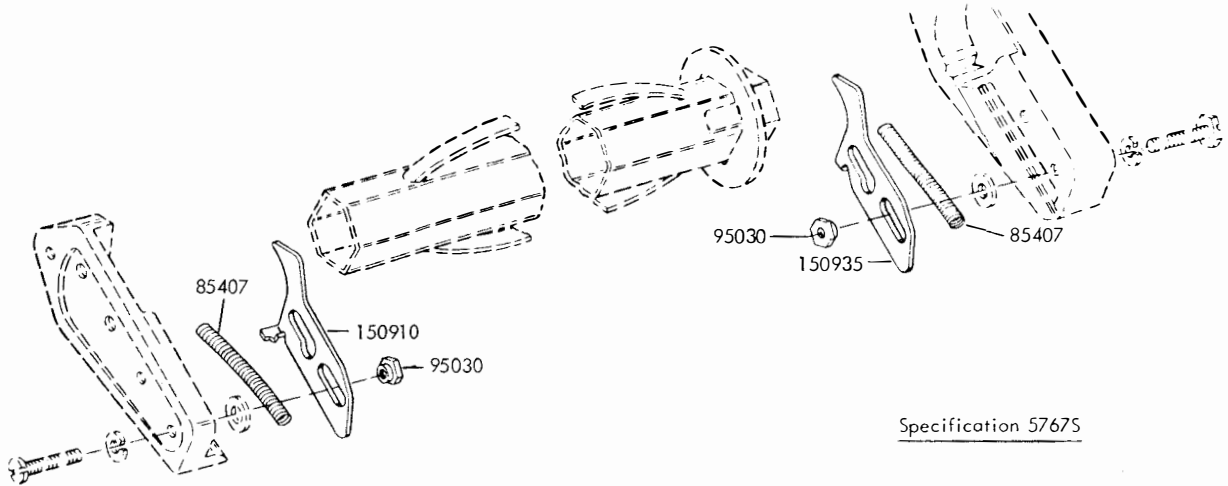
- ① Used on units equipped with a Two-Stop Function Clutch
- ② Used on units equipped with a One-Stop Function Clutch

FIGURE 70. 152304 MODIFICATION KIT TO PROVIDE HORIZONTAL TABULATION
(CONTINUED FROM PRECEDING PAGE)



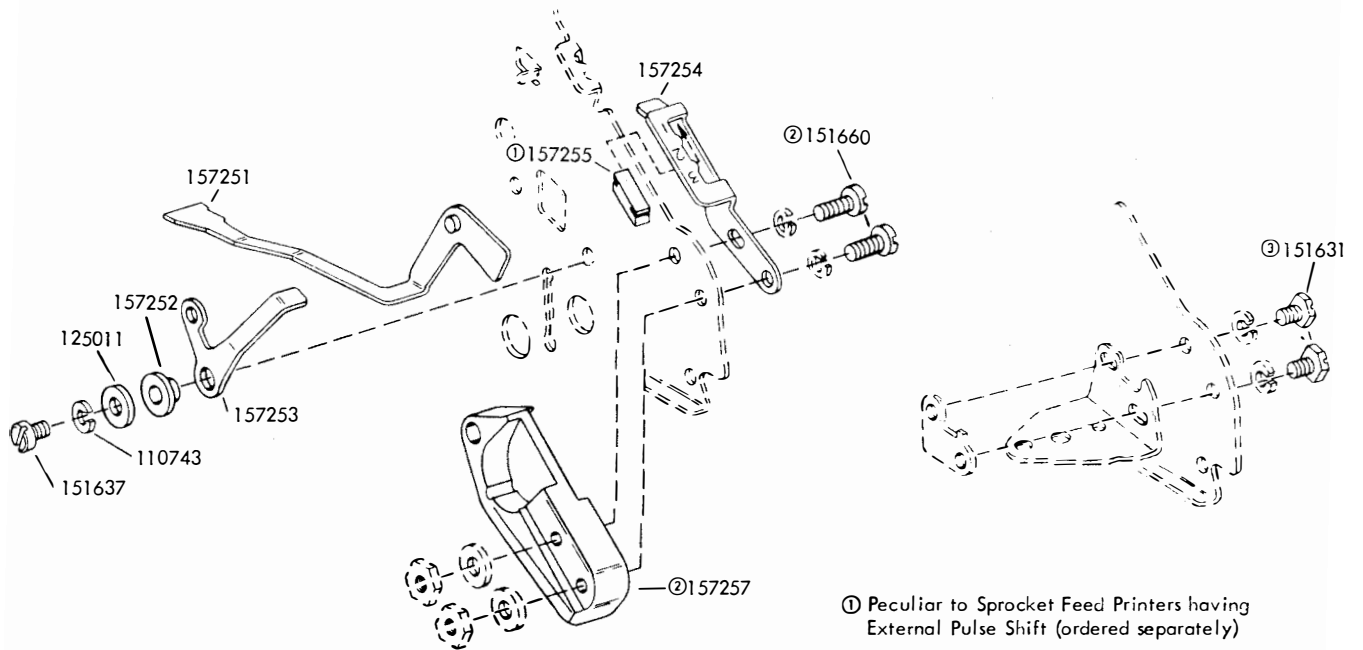
Part No.	Dim. "A"
155581	.250
155582	.500
155583	1.000
155584	2.000

FIGURE 71. 159362 MODIFICATION KIT TO PROVIDE SPACERS FOR CENTERING NARROW PAPER ROLL ON SPINDLE



Specification 57675

FIGURE 72. 151799 MODIFICATION KIT TO PROVIDE LATCHES FOR PAPER SPINDLE



- ① Peculiar to Sprocket Feed Printers having External Pulse Shift (ordered separately)
- ② Peculiar to 154743 - Friction Feed
- ③ Peculiar to 152315 - Sprocket Feed

Specification 58005

FIGURE 73. 152315 AND 154743 MODIFICATION KITS TO PROVIDE MANUAL SELECTION OF STUNT BOX OPERATION

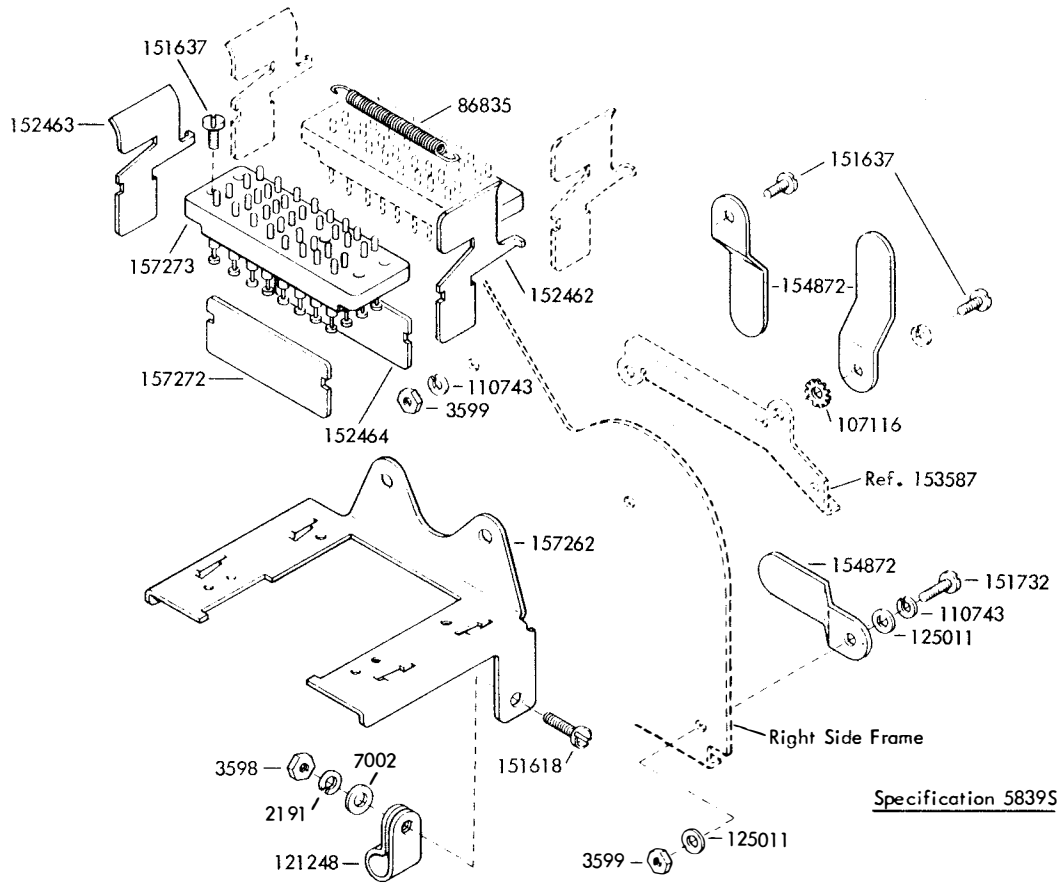


FIGURE 74. 154727 MODIFICATION KIT TO PROVIDE AUXILIARY CONNECTOR

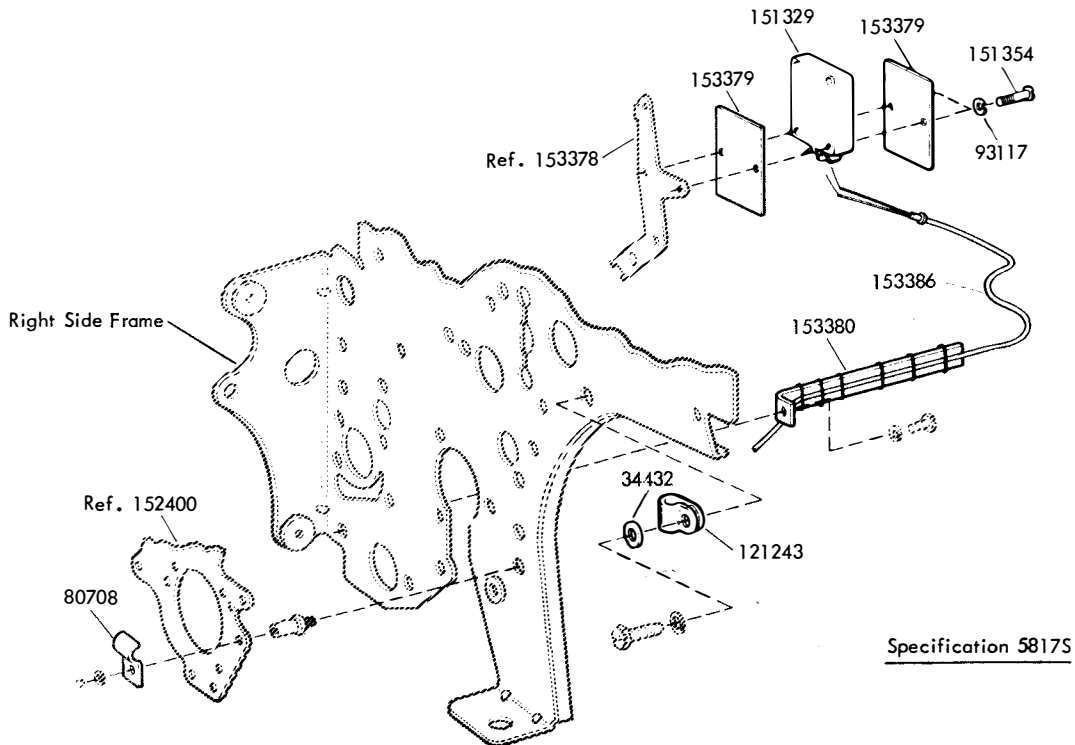
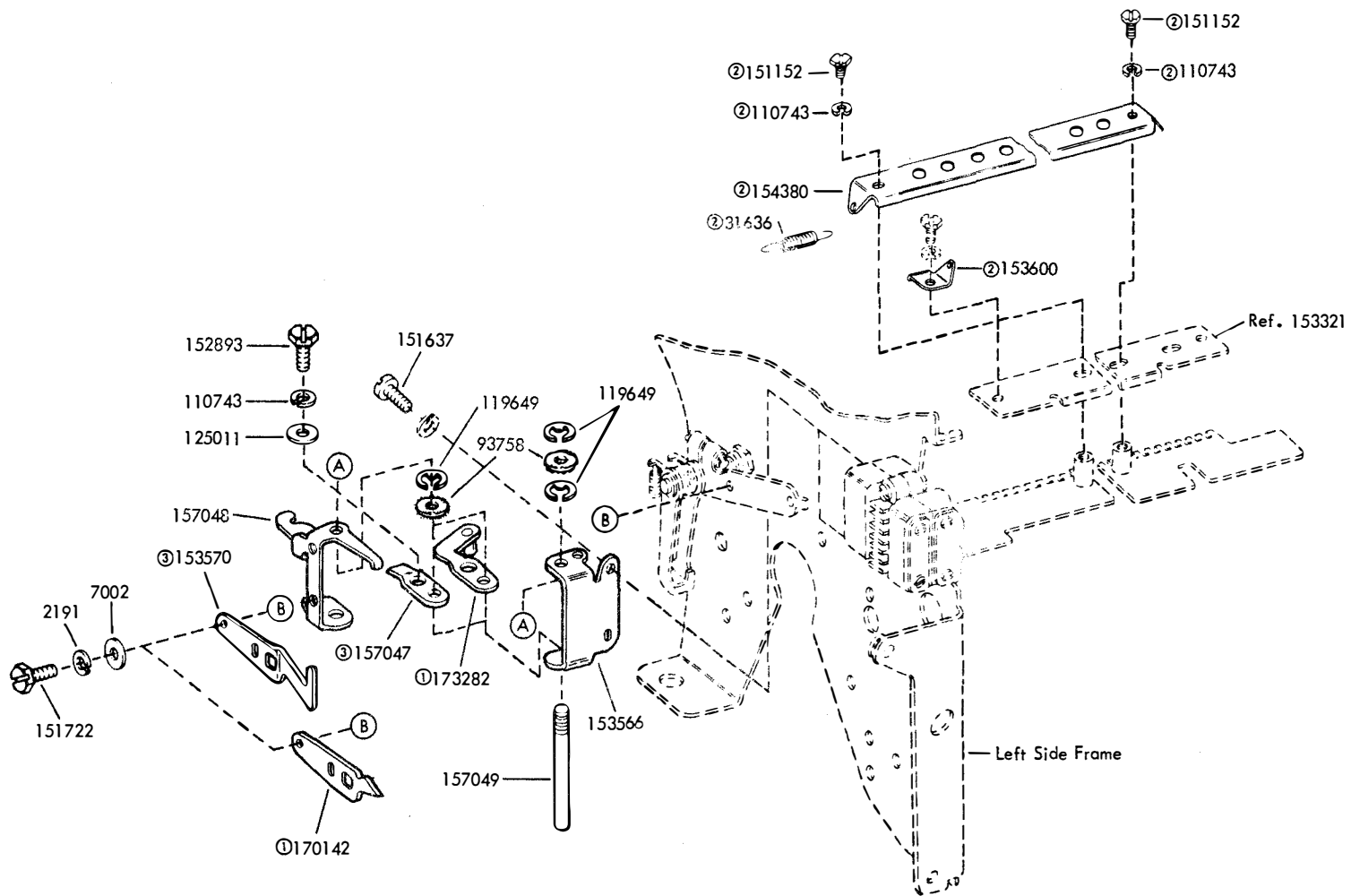


FIGURE 75. 152317 MODIFICATION KIT TO PROVIDE HORIZONTAL TABULATOR XD CONTROL

FIGURE 76. 152337, 157509 AND 173283 MODIFICATION KITS TO PROVIDE ON-LINE STUNT SHIFT CONTROL



- ① Part of 173283 Modification Kit (8 Level)
- ② Part of 152337 (Mark II) and 173283 (8 Level) Modification Kits
- ③ Part of 152337 (Mark II) and 157509 (Mark III) Modification Kits

Specification 58235

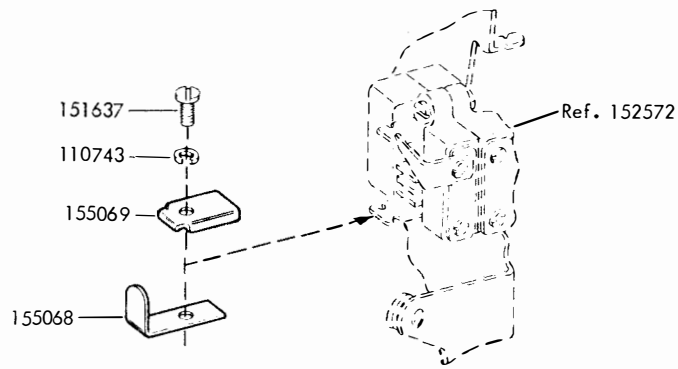
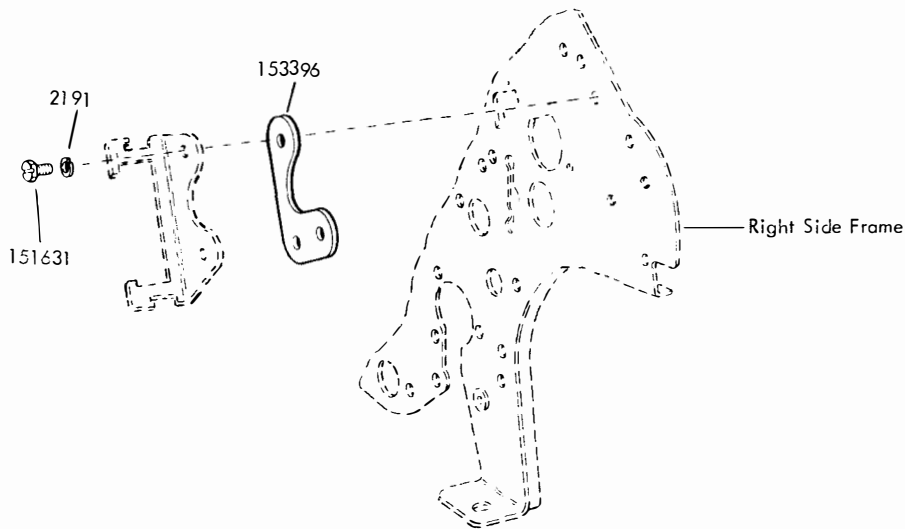
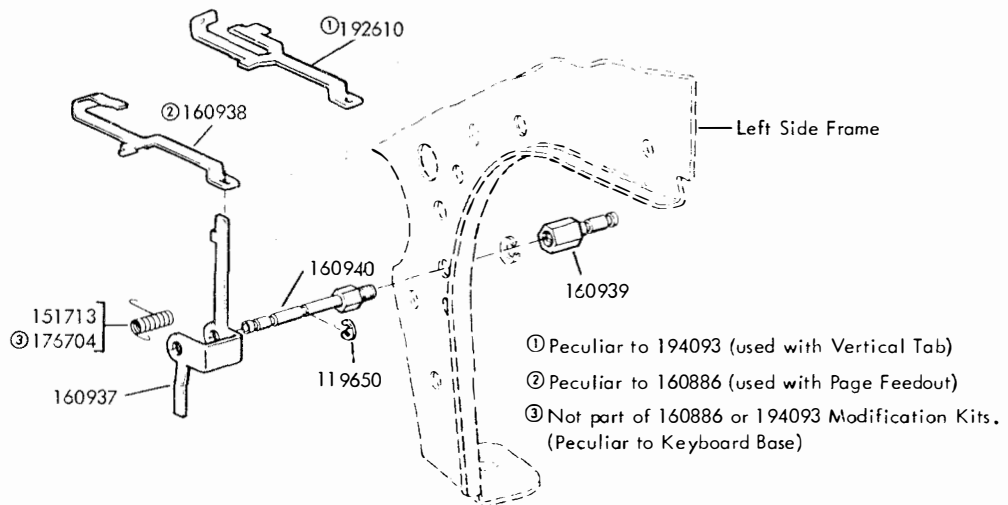


FIGURE 77. 153912 MODIFICATION KIT TO PROVIDE FIGS-LTRS CODE BAR MANUAL SHIFTING



Specification 57935

FIGURE 78. 152312 MODIFICATION KIT TO CONVERT PRINTER FOR USE WITH LIGHTWEIGHT SET



Specification 58905

FIGURE 79. 160886 AND 194093 MODIFICATION KITS TO PROVIDE LOCAL FORM FEED-OUT (RECEIVING ONLY BASE)

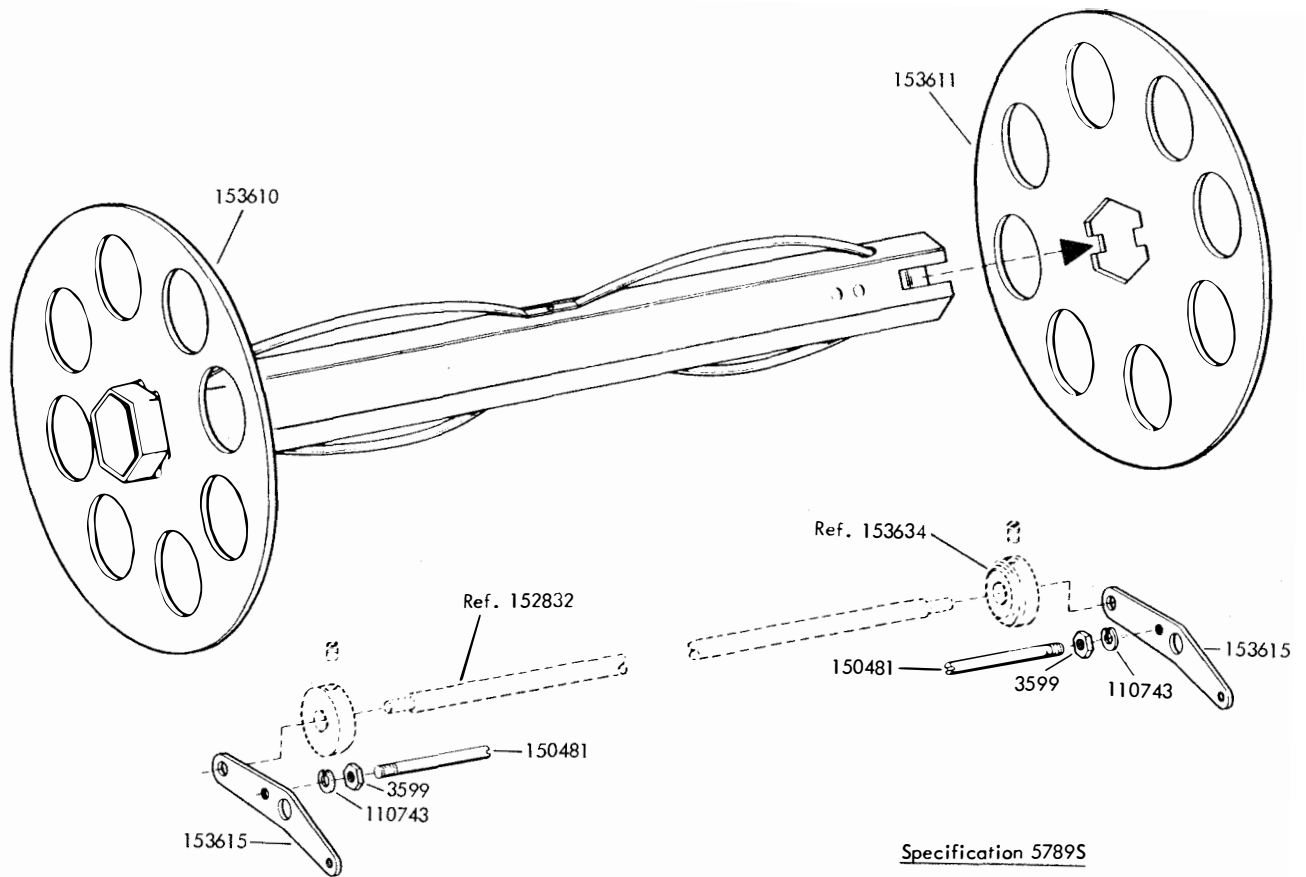


FIGURE 80. 152340 MODIFICATION KIT TO PROVIDE MULTI-COPY PAPER HANDLING

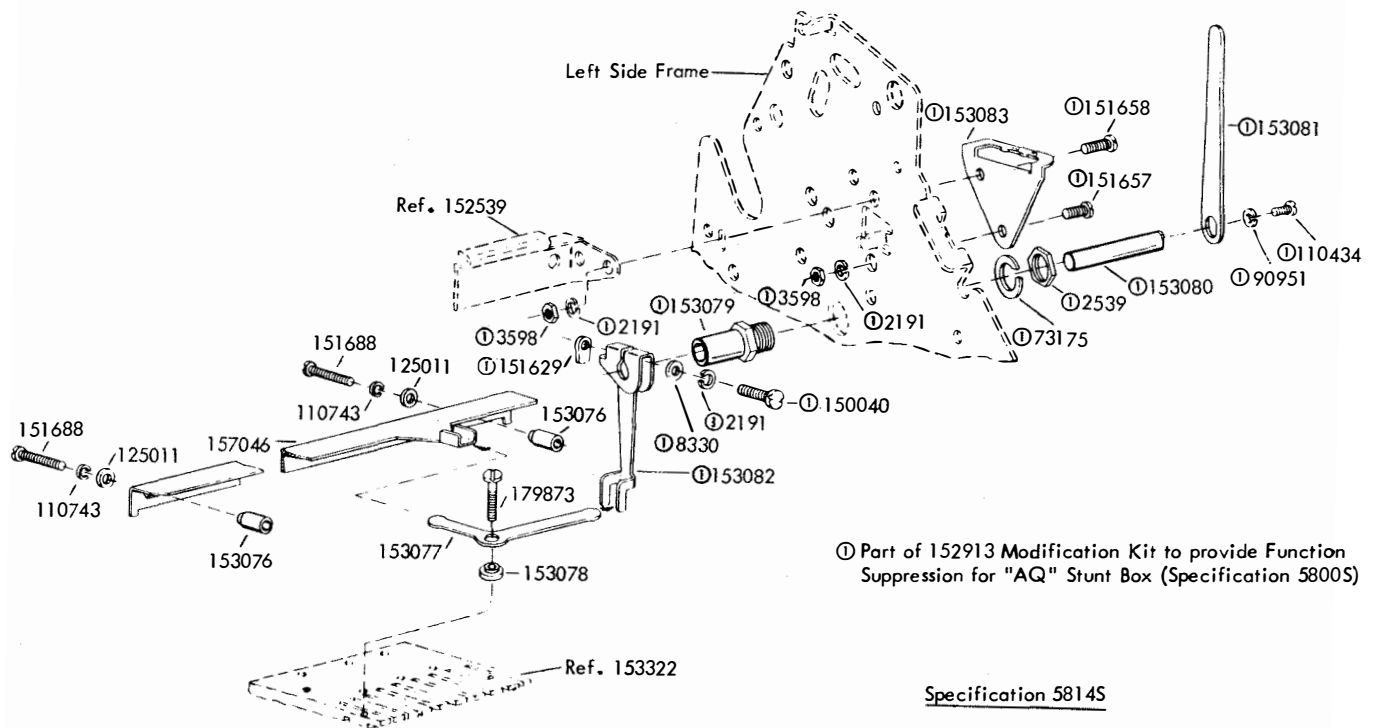
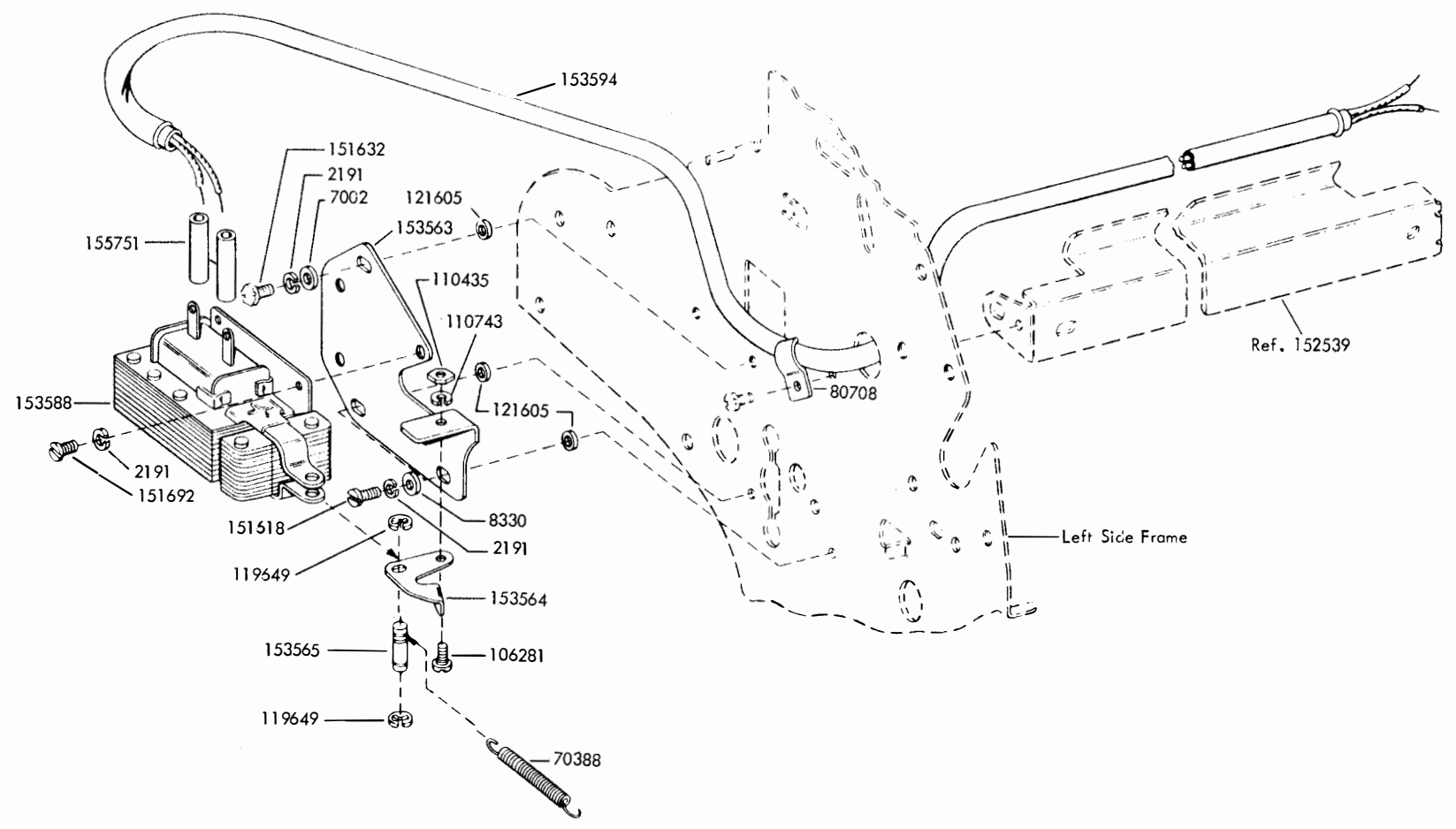


FIGURE 81. 153910 MODIFICATION KIT TO PROVIDE FUNCTION SUPPRESSION FOR "AZ" STUNT BOX

FIGURE 82. 152345 MODIFICATION KIT TO PROVIDE OFF-LINE STUNT SHIFT CONTROL



Specification 58235

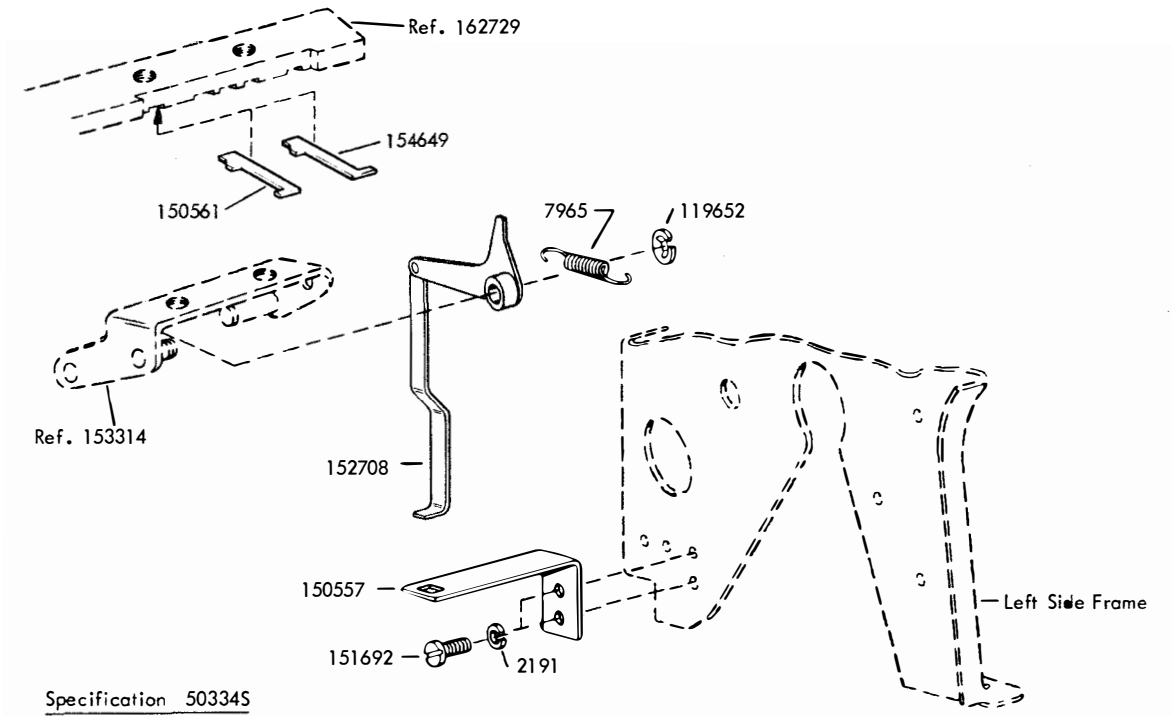


FIGURE 83. 152350 MODIFICATION KIT TO PROVIDE KEYBOARD LOCK

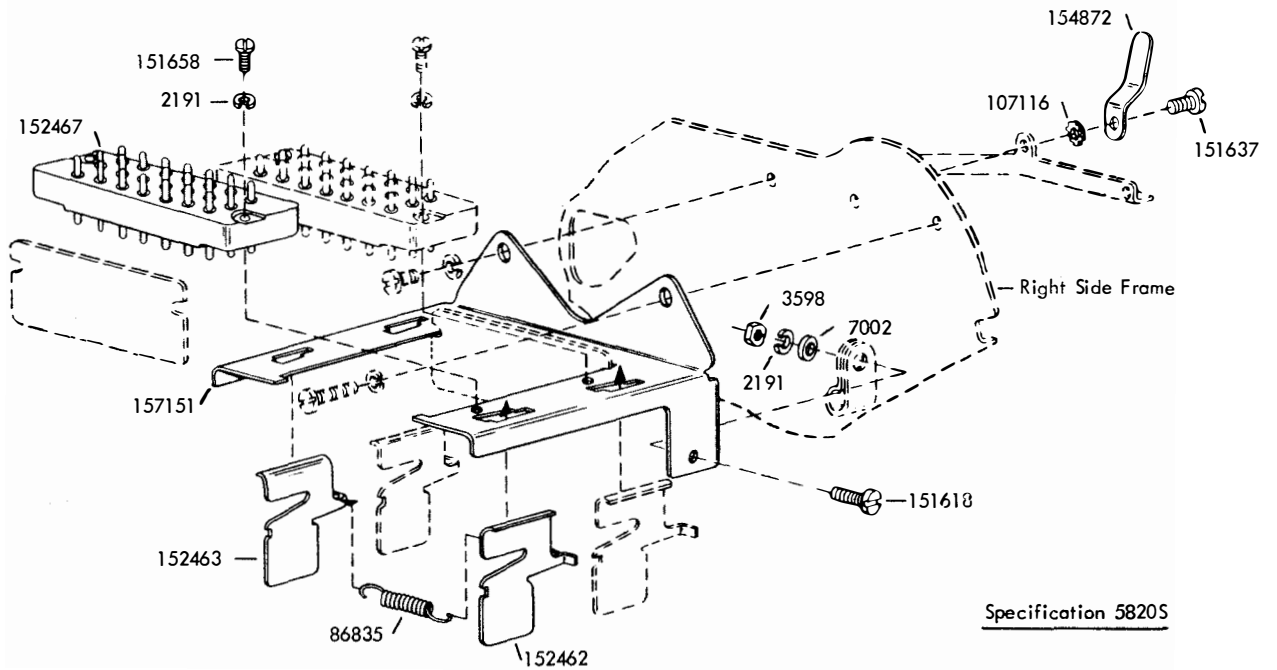


FIGURE 84. 153919 MODIFICATION KIT TO PROVIDE AUXILIARY CONNECTOR

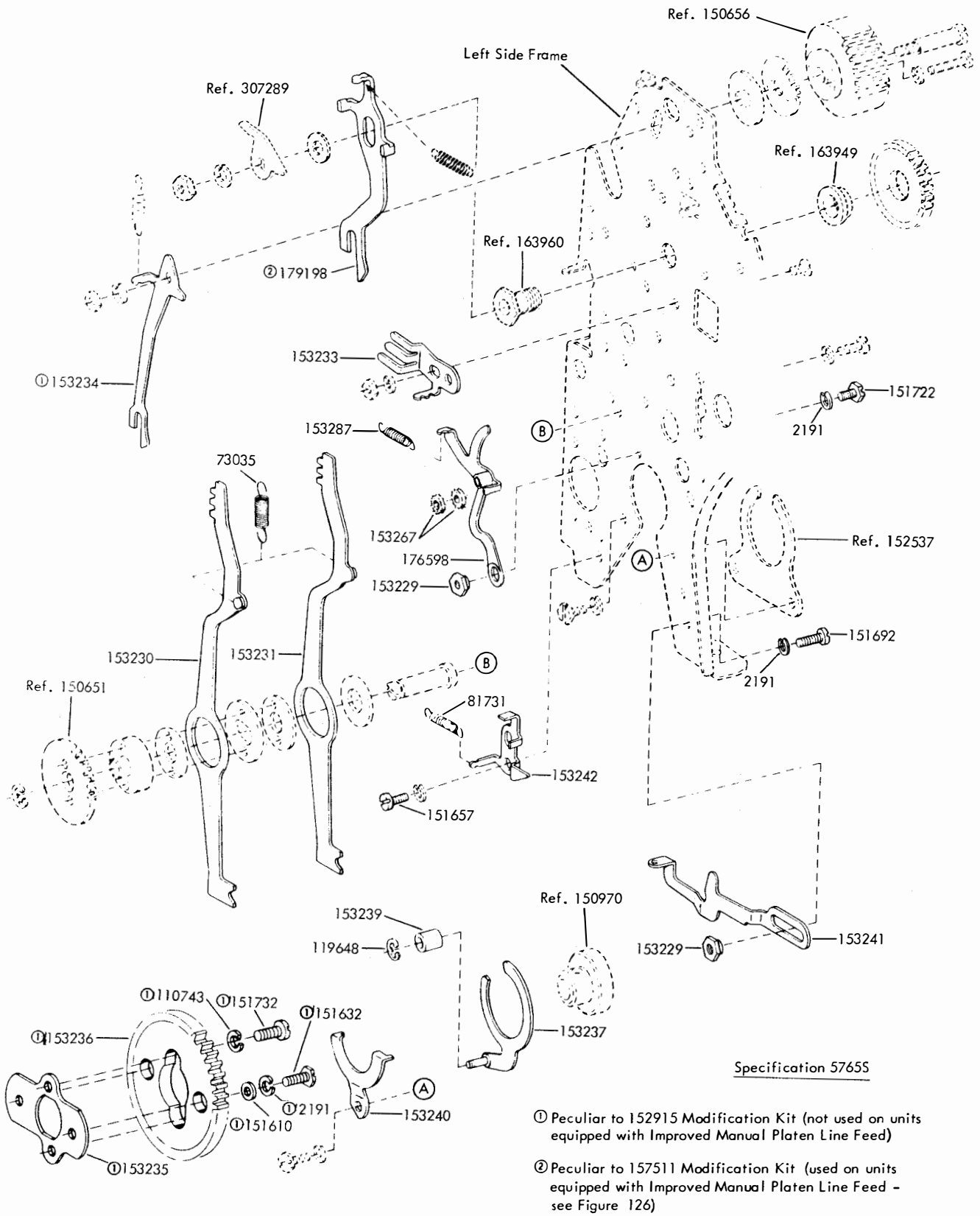
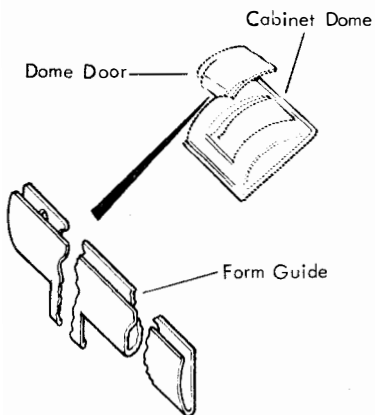
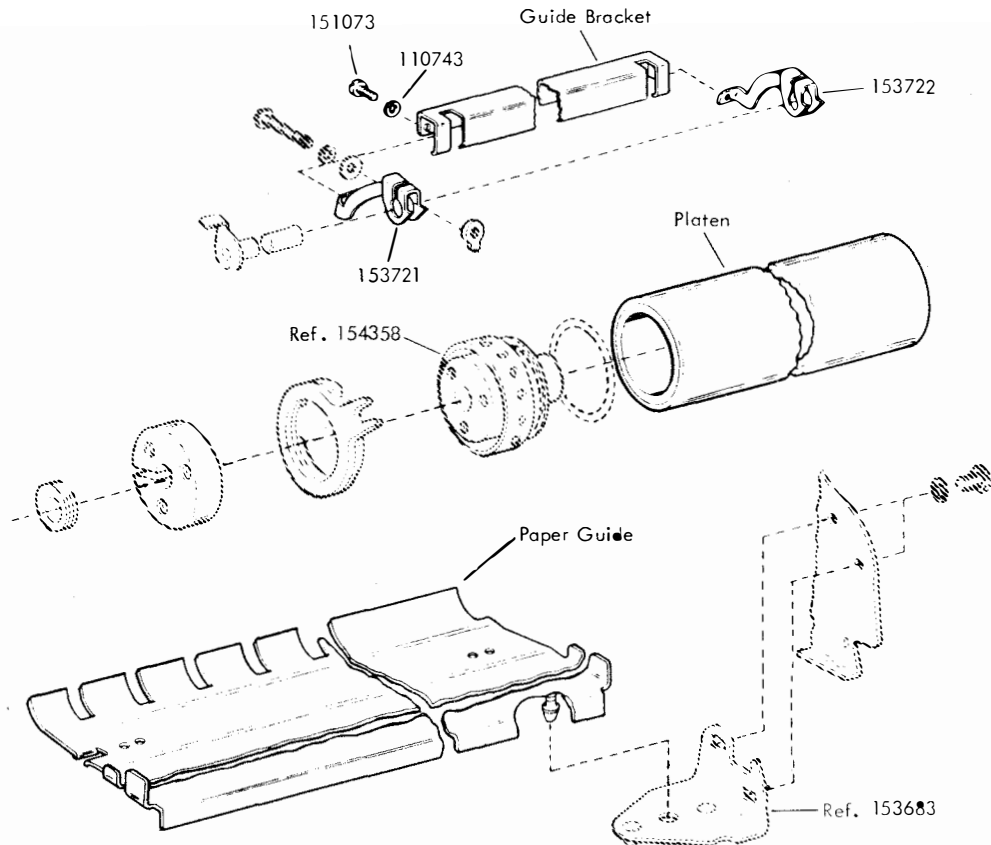


FIGURE 85. 152915 AND 157511 MODIFICATION KITS TO PROVIDE LOCAL REVERSE LINE FEED



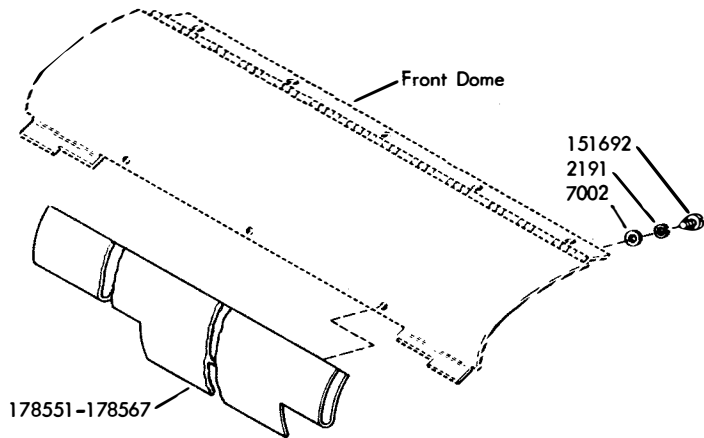
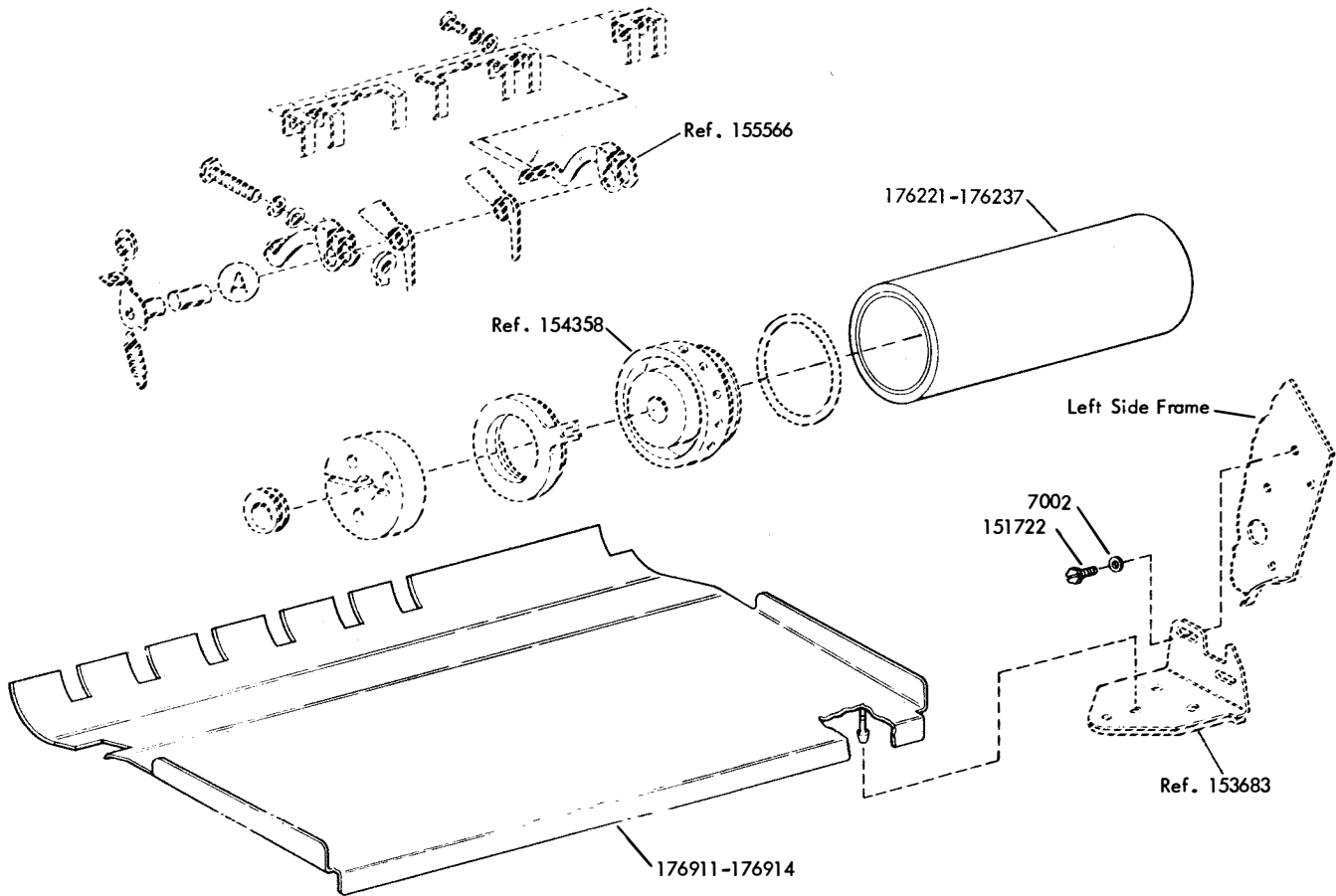
See note 28 on page 116

Specification 57925

① PAPER WIDTHS	PAPER GUIDE	GUIDE BRACKET	MOD. KIT: PAPER HANDLING PARTS		
			KIT. NO.	PLATEN	FORM GUIDE
9-1/2"	305028	305771	310733	176238	305059
9"	304773	153771	176181	176221	153652
8-1/2"	304772	153772	176182	176222	153653
8"	304773	153773	176183	176223	153654
7-1/2"	304772	153774	176184	176224	153655
7"	304773	153775	176185	176225	153656
6-1/2"	304772	153776	176186	176226	153657
6-3/8"	304774	153777	176187	176227	153658
6-1/4"	304775	153778	176188	176228	153659
6"	304773	153779	176189	176229	153660
5-3/4"	304774	153780	176190	176230	153661
5-1/2"	304772	153781	176191	176231	153662
5"	304773	153782	176192	176232	153663
4-1/2"	304772	153783	176193	176233	153664
4-5/16"	304775	153784	176194	176234	153665
4-1/4"	304774	153785	176195	176235	153665
4"	304773	153786	176196	176236	153666
3-5/8"	304772	153787	176197	176237	153667

① The width shown is the overall dimension of the paper, and the distance between Sprocket Pin holes is 1/2" less.

FIGURE 86. SPROCKET FEED PAPER HANDLING MODIFICATION KITS (TYPING UNIT AND CABINET)

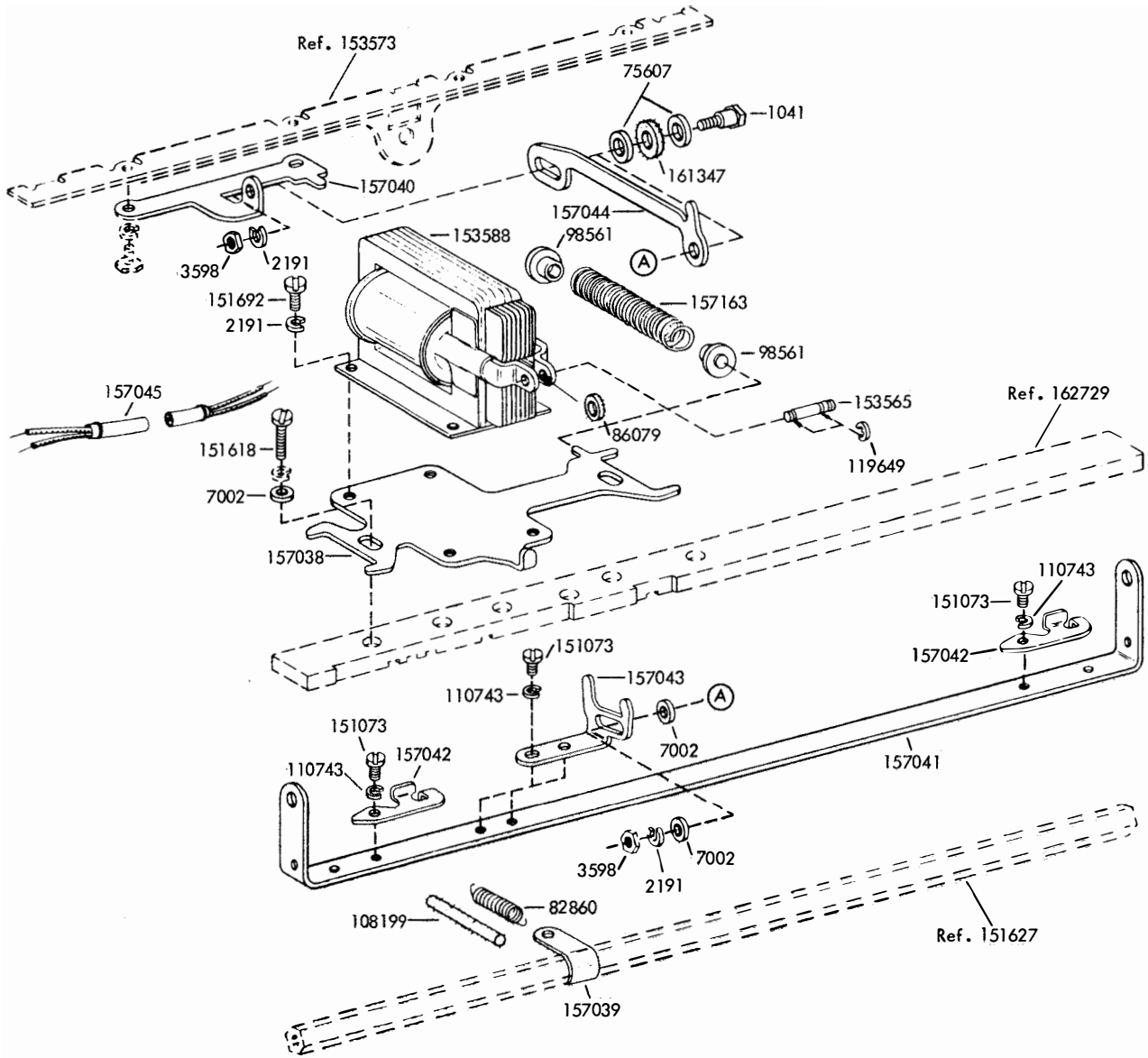


① Paper Widths	Paper Guide	Mod. Kit Paper Handling Parts		
		Kit No.	Platen	Form Guide
9"	176912	178568	175221	178551
8-1/2"	176911	178559	176222	178552
8"	176912	178570	176223	178553
7-1/2"	176911	178571	176224	178554
7"	176912	178572	176225	178555
6-1/2"	176911	178573	176226	178556
6-3/8"	176913	178574	176227	178557
6-1/4"	176914	178575	176228	178558
6"	176912	178576	176229	178559
5-3/4"	176913	178577	175230	178560
5-1/2"	176911	178578	176231	178561
5"	176912	178579	176232	178562
4-1/2"	176911	178580	176233	178563
4-5/16"	176914	178581	176234	178564
4-1/4"	176913	178582	176235	178565
4"	176912	178583	176236	178566
3-5/8"	176911	178584	176237	178567

② The width shown is the overall dimension of the paper, and the distance between Sprocket Pin holes is 1/2" less.

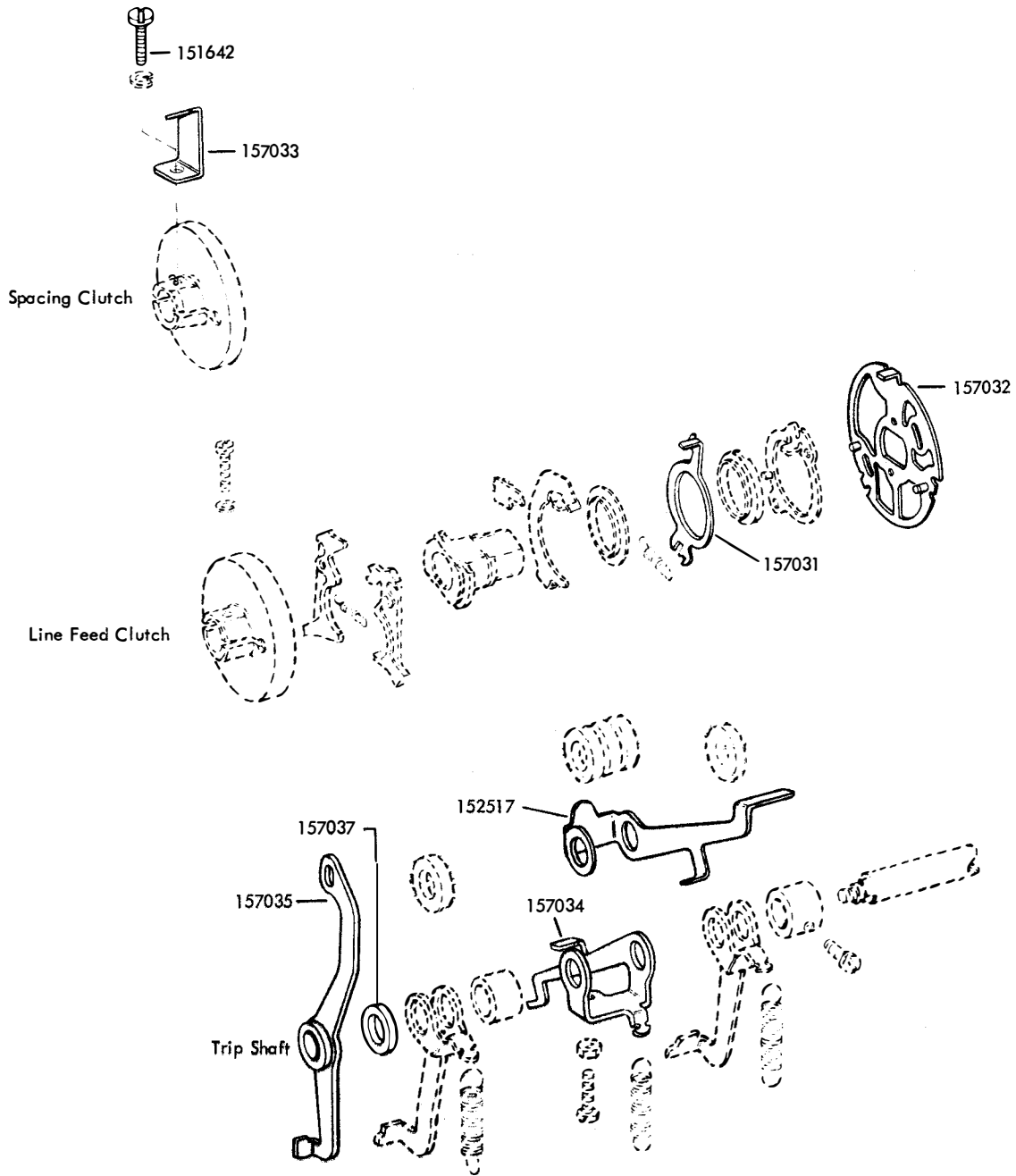
Specification 57925

FIGURE 87. SPROCKET FEED PAPER HANDLING MODIFICATION KITS (WALL MOUNTED TYPING UNIT AND CABINET)



Specification 5775

FIGURE 88. 153911 MODIFICATION KIT TO PROVIDE CONTINUOUS SPACING
(CONTINUED ON NEXT PAGE)



Specification 5777S

FIGURE 89. 153911 MODIFICATION KIT TO PROVIDE CONTINUOUS SPACING
(CONTINUED FROM PRECEDING PAGE)

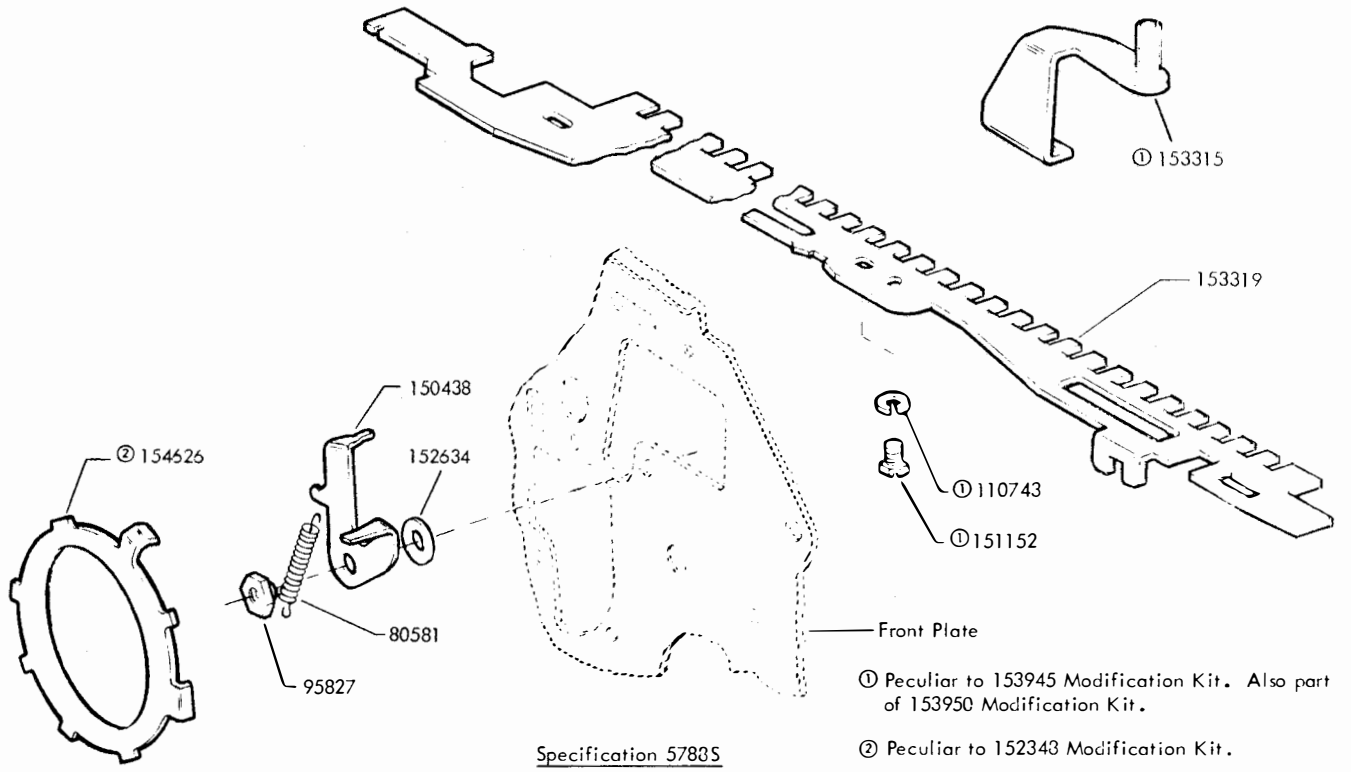


FIGURE 90. 152348 AUTOMATIC CARRIAGE RETURN AND LINE FEED AND 153945 "O" CODE BAR AND BELLCRANK MODIFICATION KITS

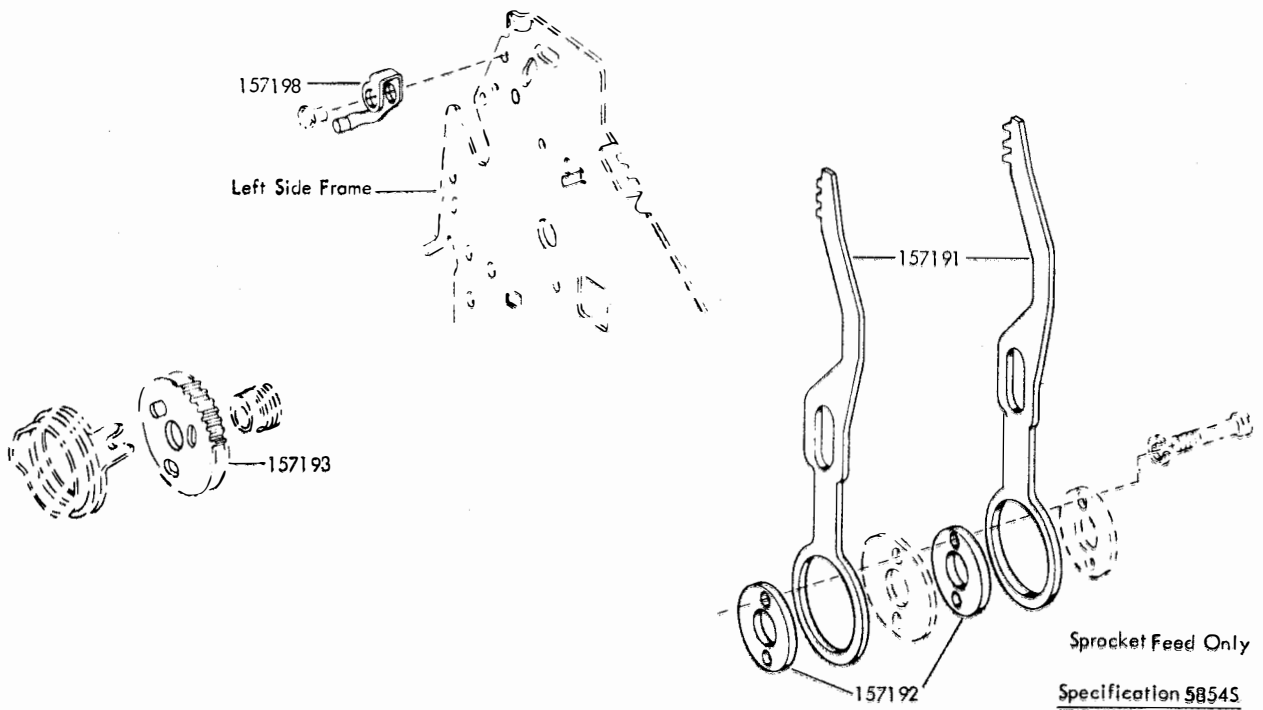


FIGURE 91. 154742 MODIFICATION KIT TO PROVIDE FOUR LINES PER INCH

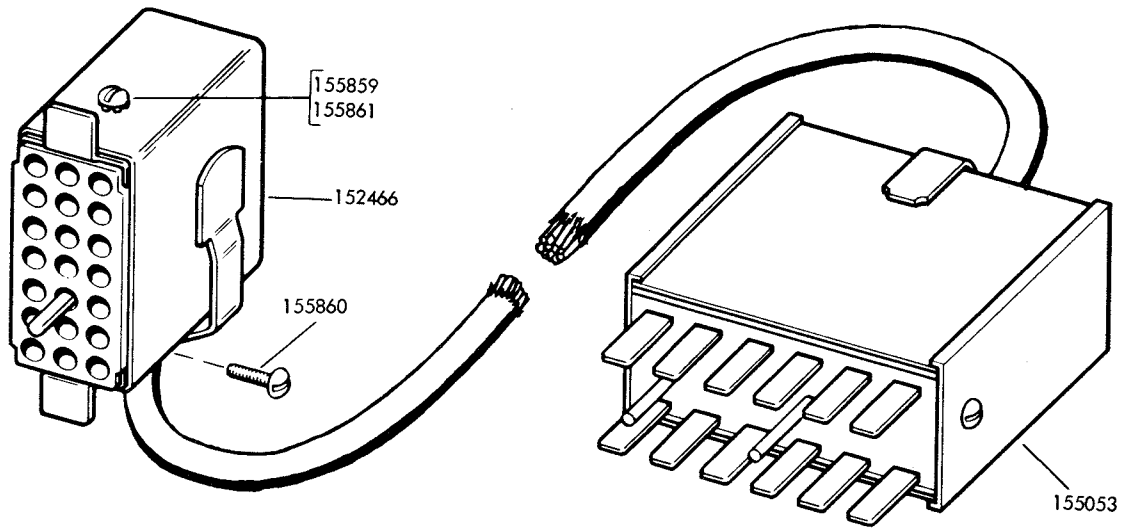


FIGURE 92. 155051 AUXILIARY CABLE ASSEMBLY

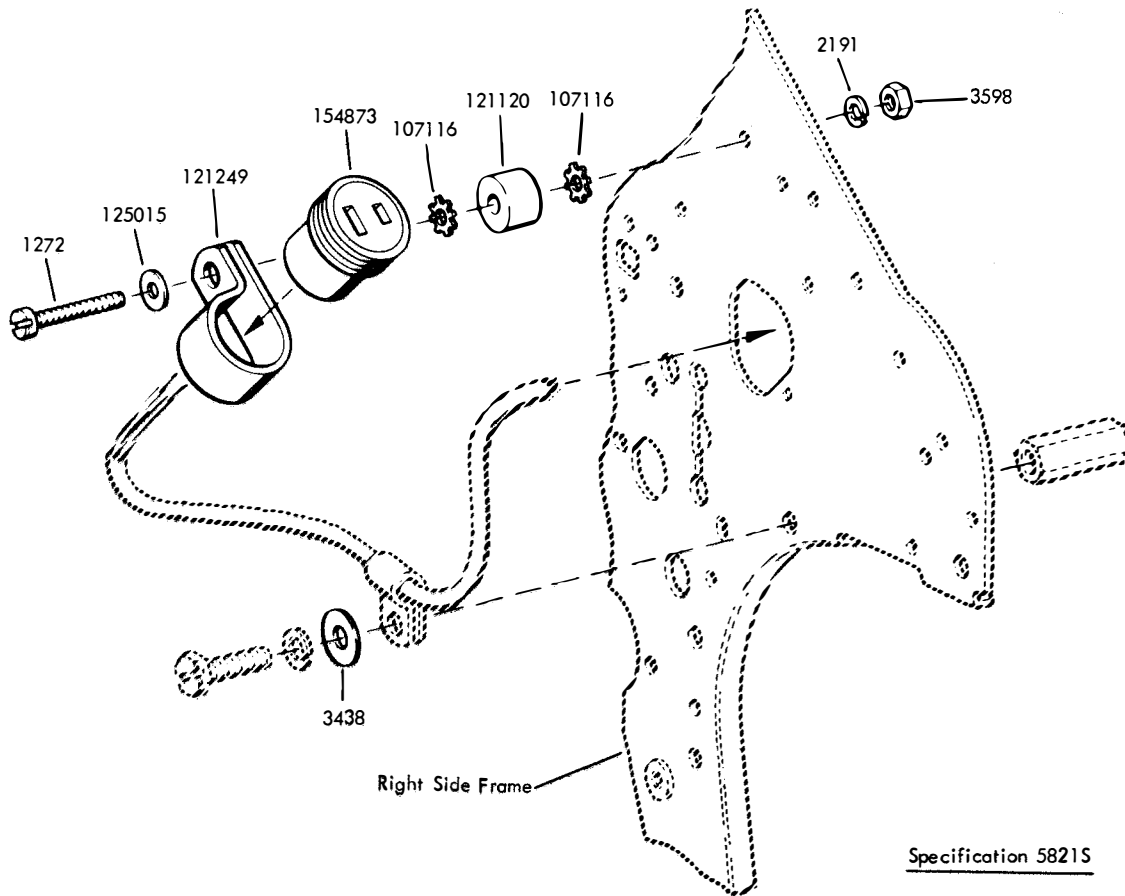


FIGURE 93. 154753 MODIFICATION KIT TO PROVIDE AUXILIARY CONNECTOR

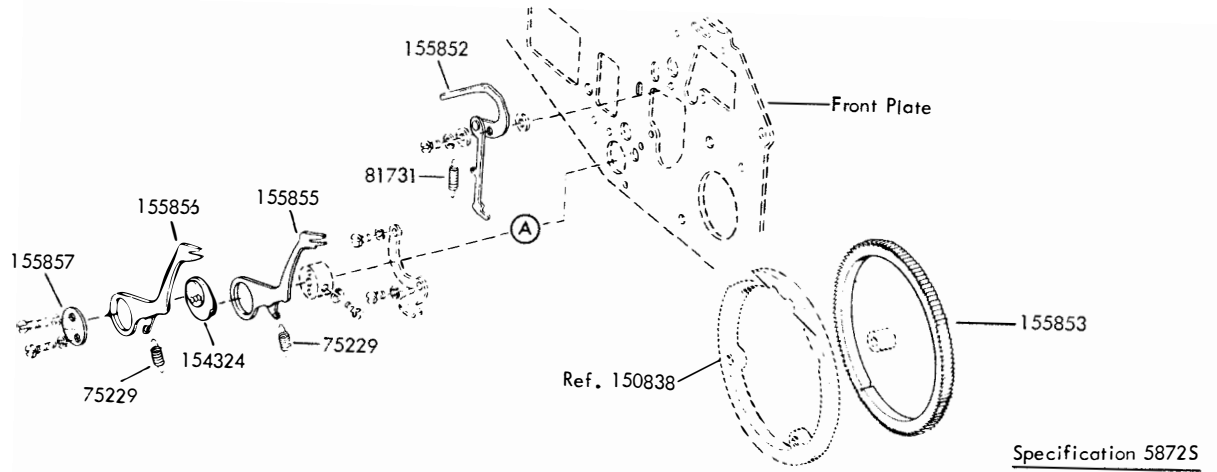


FIGURE 94. 154755 MODIFICATION KIT TO PROVIDE 5 SPACES PER INCH HORIZONTALLY

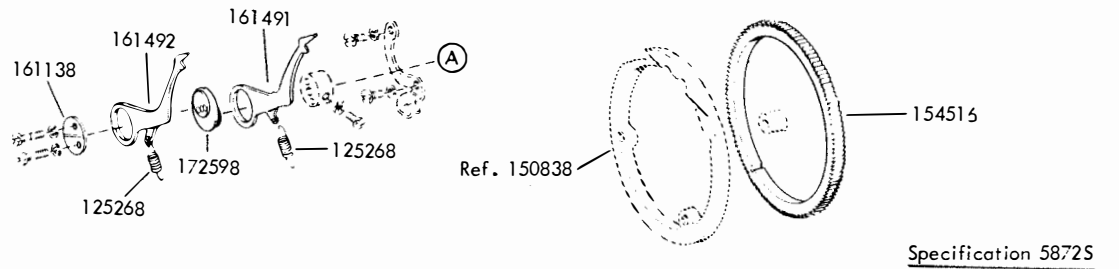


FIGURE 95. 159395 MODIFICATION KIT TO PROVIDE 6 SPACES PER INCH HORIZONTALLY

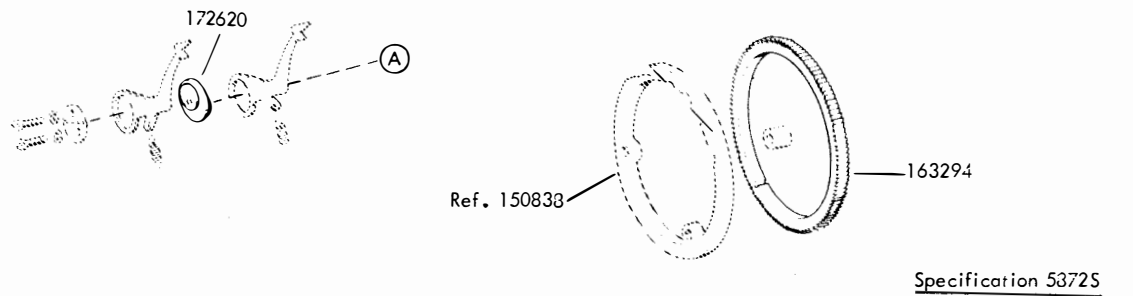


FIGURE 96. 163292 MODIFICATION KIT TO PROVIDE 8 SPACES PER INCH HORIZONTALLY

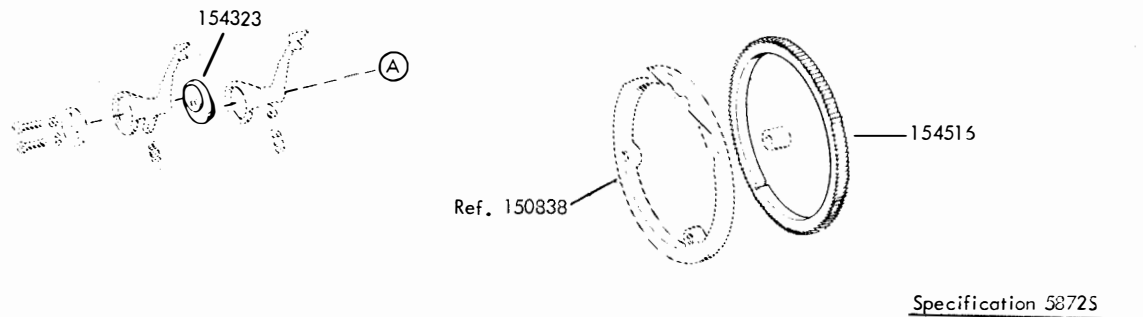
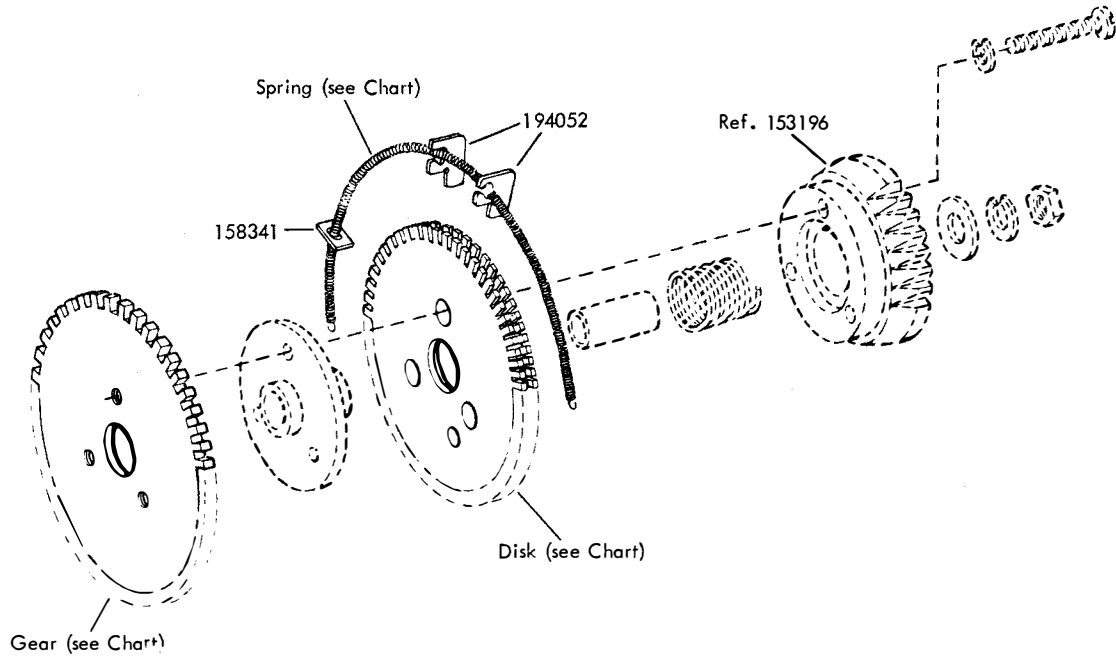


FIGURE 97. 154792 MODIFICATION KIT TO PROVIDE 12 SPACES PER INCH HORIZONTALLY



FORM LENGTH IN INCHES	MOD KIT	GEAR NO.	DISK NO.	SPRING NO.	NO. OF STOPS
8, 4, 2	154760	153198	160505	160527	47
8-1/2	154761	153199	160506	160528	10
9, 4-1/2	154762	153200	160507	160529	10
9-1/2	154763	153201	160508	160530	11
10, 5	154764	153202	160509	160531	12
11, 5-1/2	154765	153203	160510	160532	14
12, 6, 3	154766	153204	160511	160533	15
13, 6-1/2	154767	153205	160512	160534	16
14, 7, 3-1/2	154768	153206	160513	160535	17
15, 7-1/2	154769	153207	160514	160536	18
14-2/3, 7-1/3, 3-2/3	192706	161 250	192704	160536	16
13, 6-1/2, 3-1/4	①197849	197732	197734	160534	14
4-1/4	①197850	197731	197733	160528	10
14, 7, 3-1/2	305079	305071	305075	160536	16

Specification 500045

① The 197849 and 197850 Modification Kits can only be used with the 154742 Modification Kit (4 lines per inch). The 197849 and 197850 Modification Kits also include the 197735, 197736, 197737 and 197840 Spur Gears shown in their respective positions in Figure 68.

FIGURE 93. VERTICAL TABULATION MODIFICATION KITS

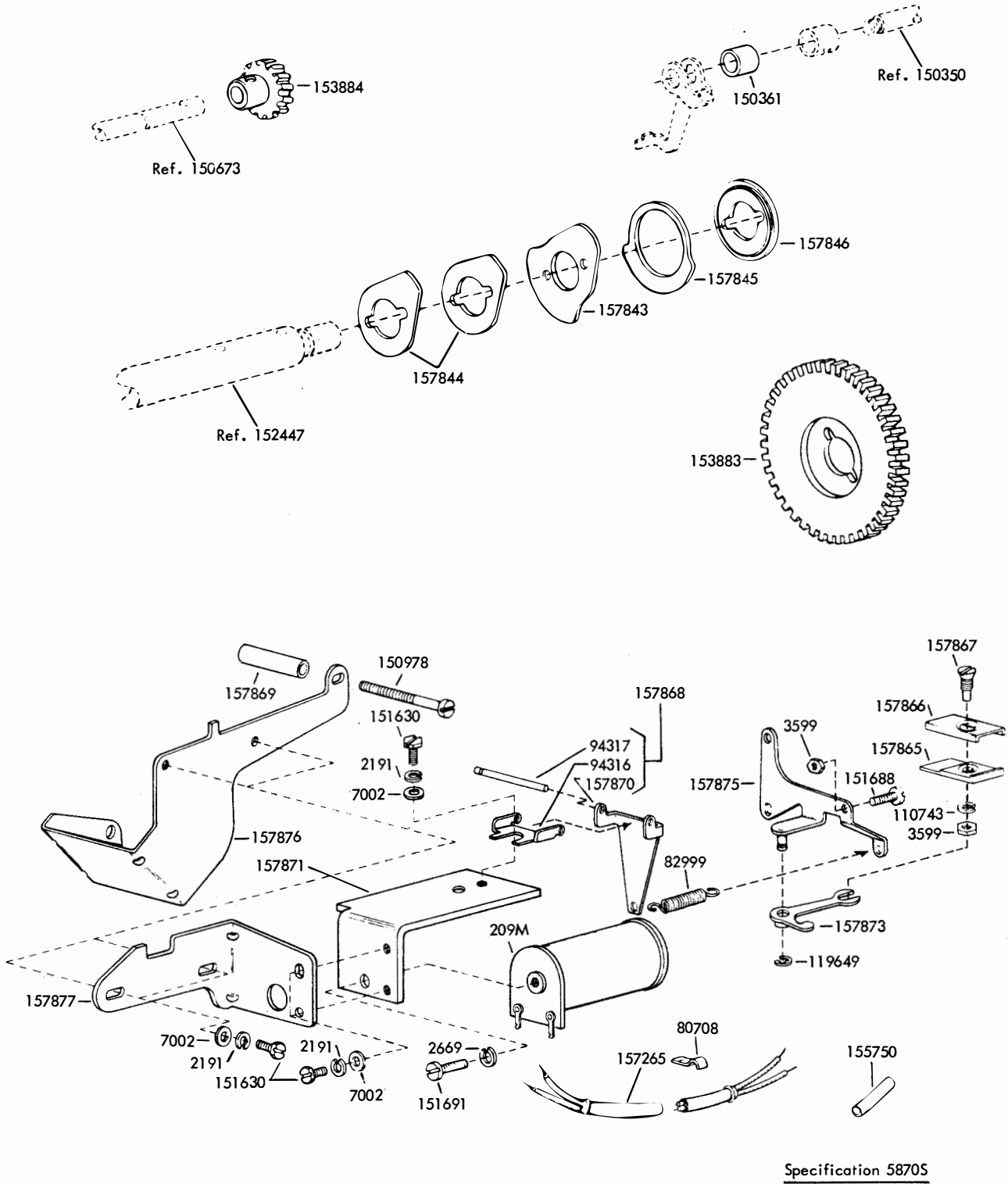
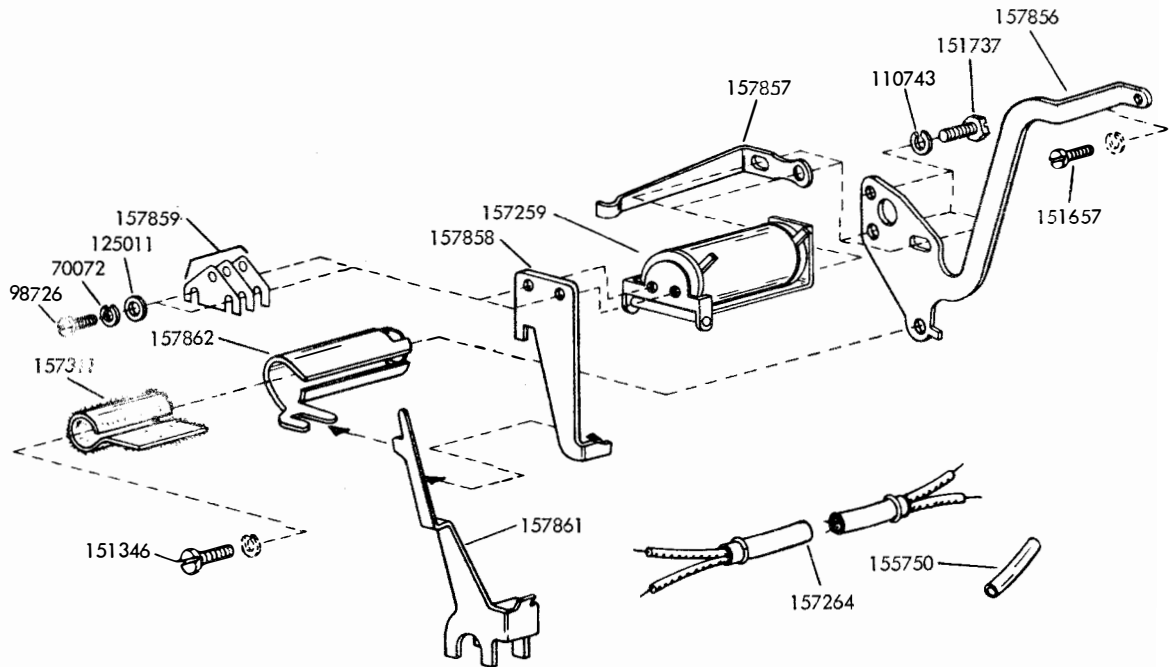
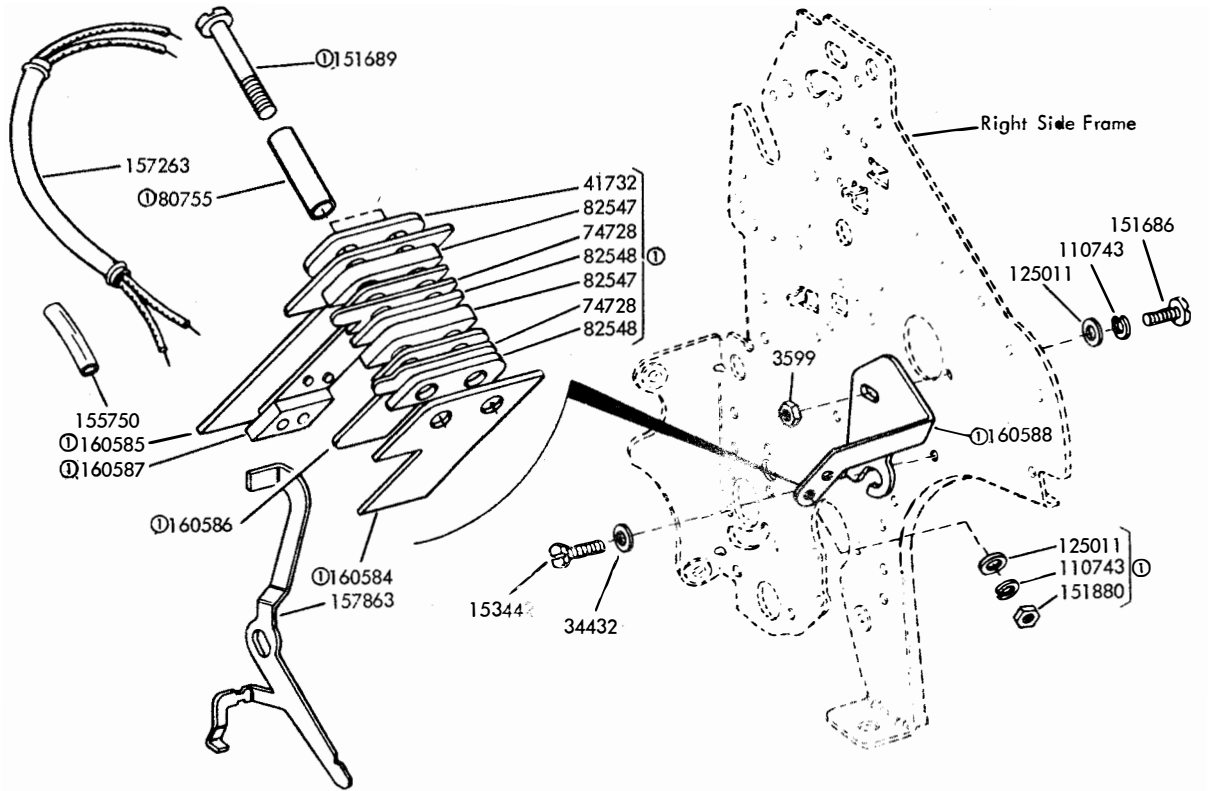


FIGURE 100. 154778 MODIFICATION KIT TO PROVIDE EXTERNAL PULSE SHIFT FEATURE
(CONTINUED ON NEXT PAGE)

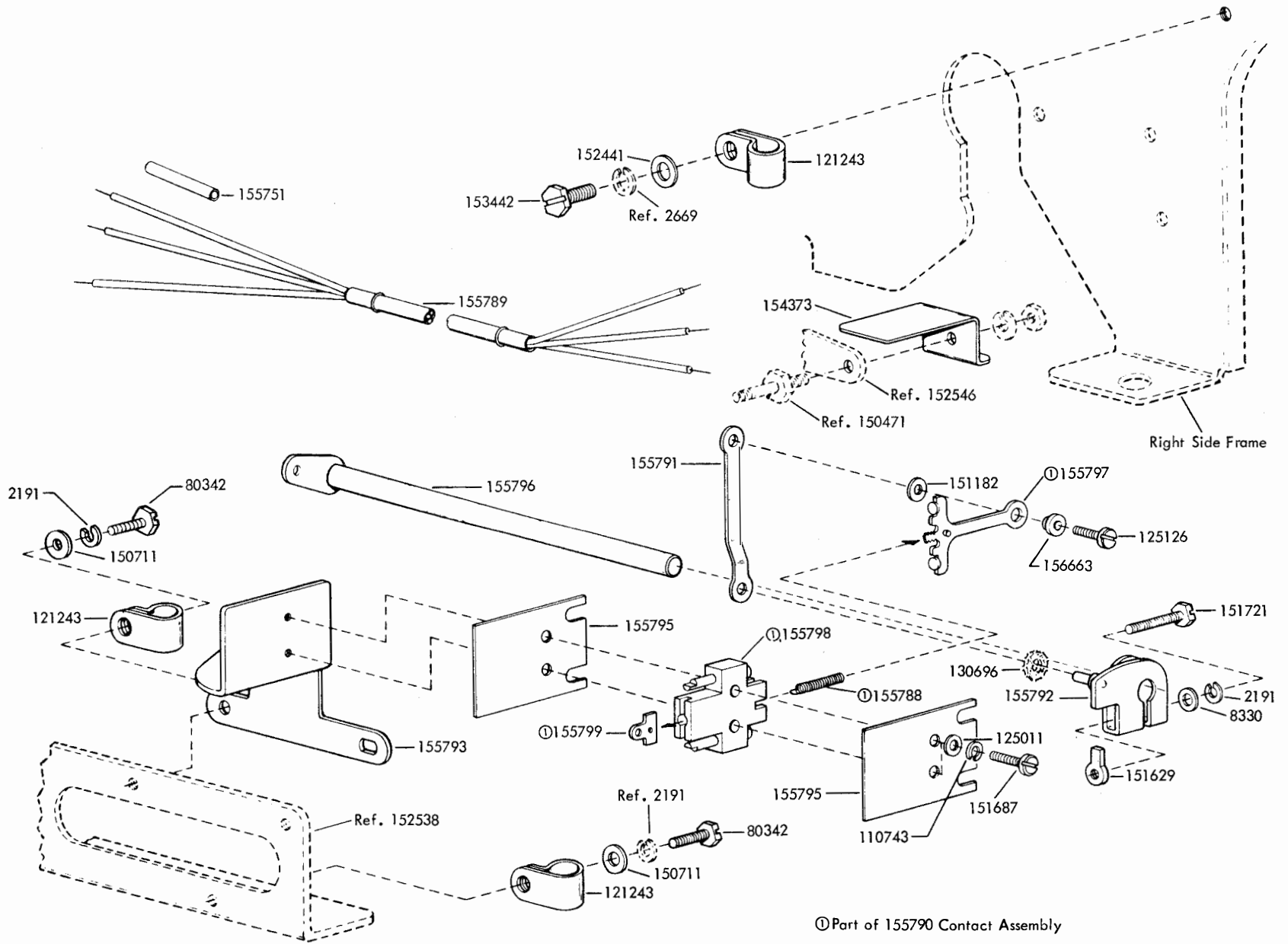


Specification 58705

Ⓛ Part of 160589 Contact Assembly

FIGURE 101. 154778 MODIFICATION KIT TO PROVIDE EXTERNAL PULSE SHIFT FEATURE (CONTINUED FROM PRECEDING PAGE)

FIGURE 102. 154785 MODIFICATION KIT TO PROVIDE UNIVERSAL CONTACTS



Specification 58045

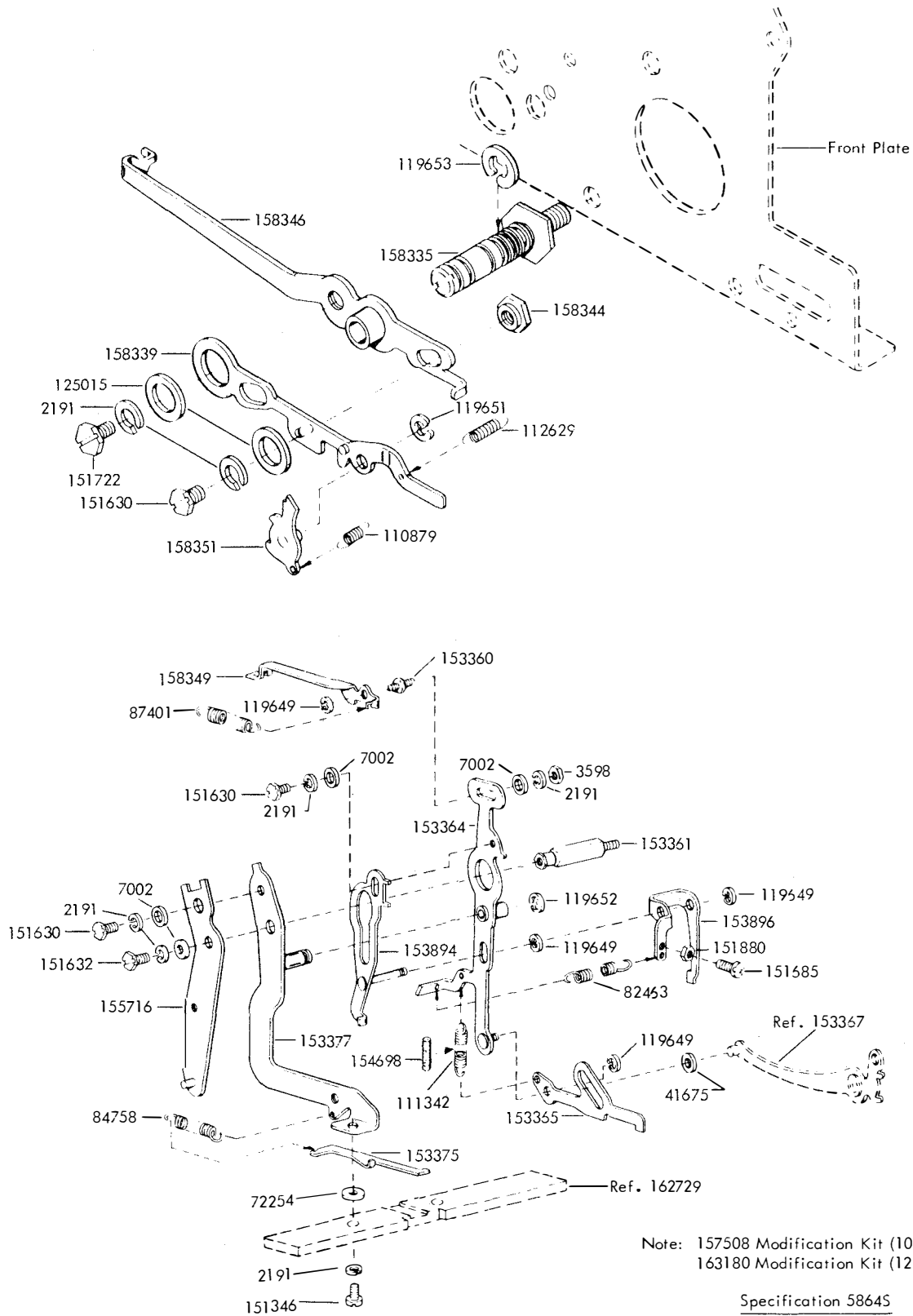


FIGURE 103. 157508 AND 163180 MCDIFICATION KITS TO PROVIDE HORIZONTAL TABULATICN
(CONTINUED ON NEXT PAGE)

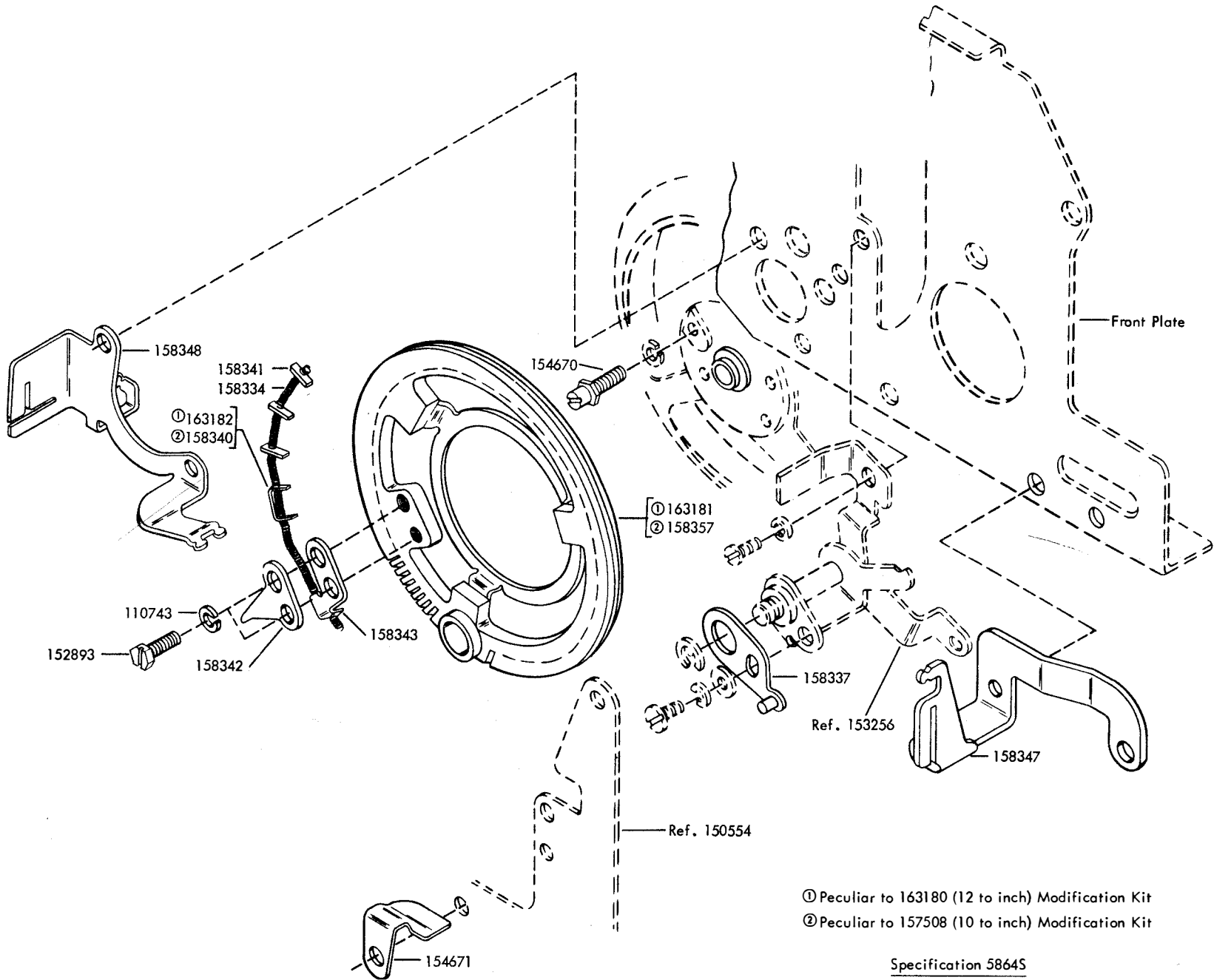
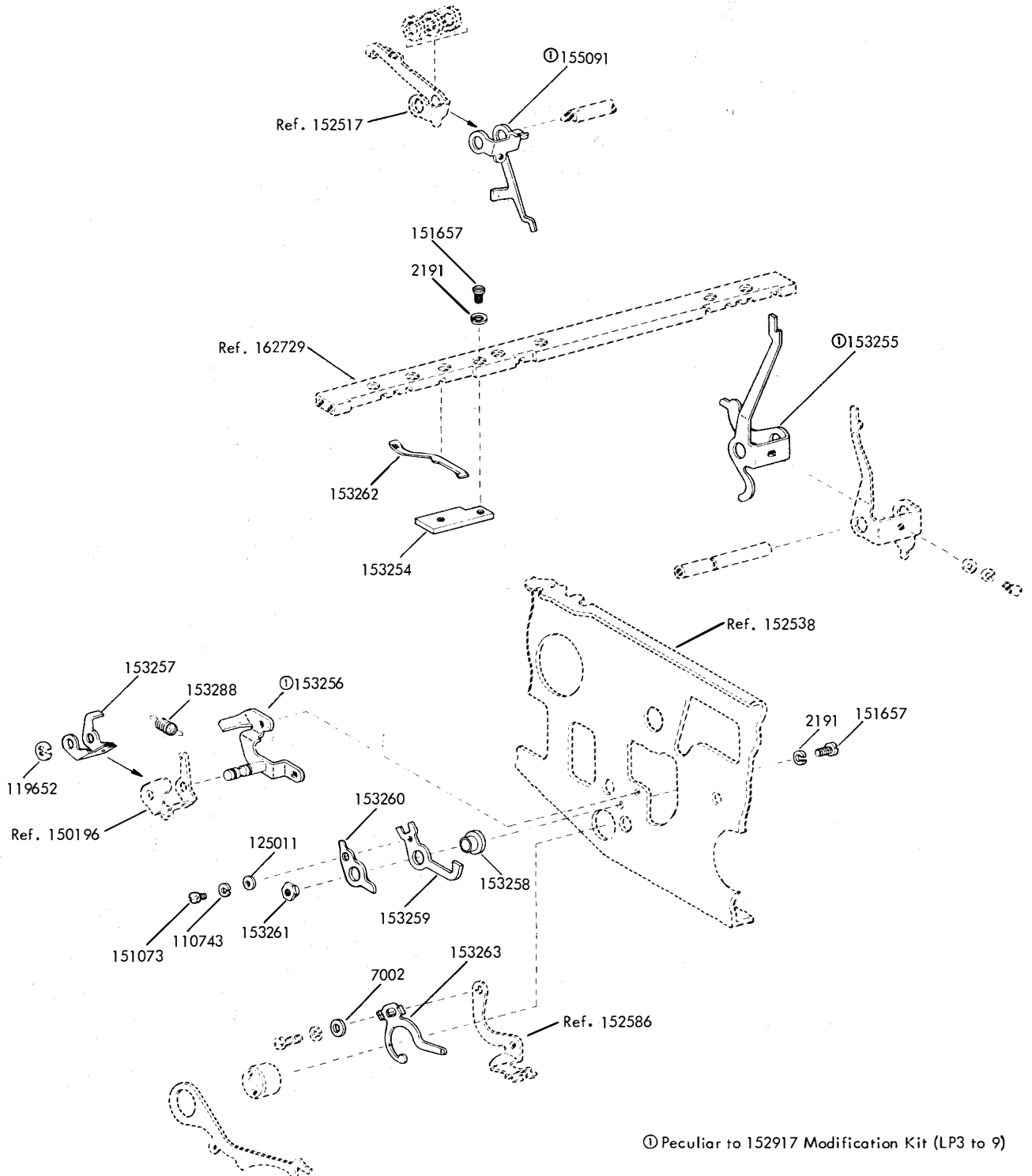


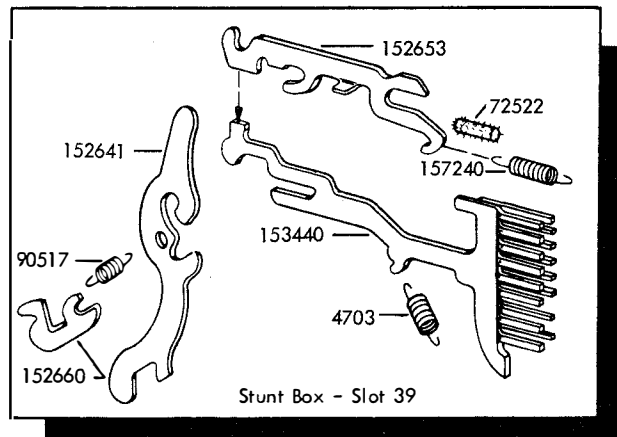
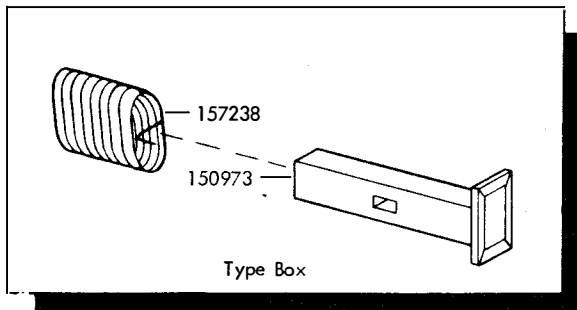
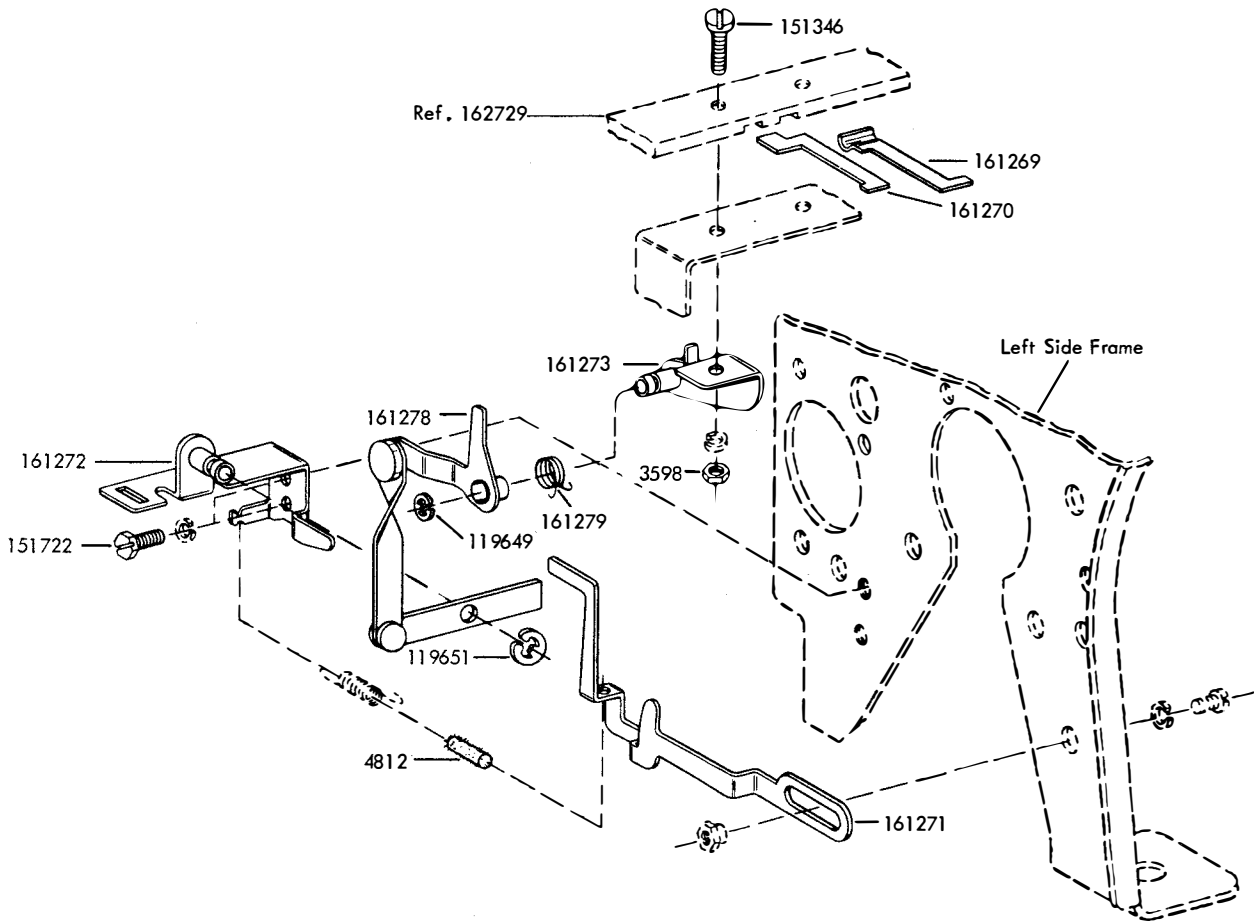
FIGURE 104. 157508 AND 163180 MODIFICATION KITS TO PROVIDE HORIZONTAL TABULATION
(CONTINUED FROM PRECEDING PAGE)



Ⓢ Peculiar to 152917 Modification Kit (LP3 to 9)

Specification 57665

FIGURE 165. 152917 AND 157510 MODIFICATION KITS TO PROVIDE LOCAL BACK SPACE

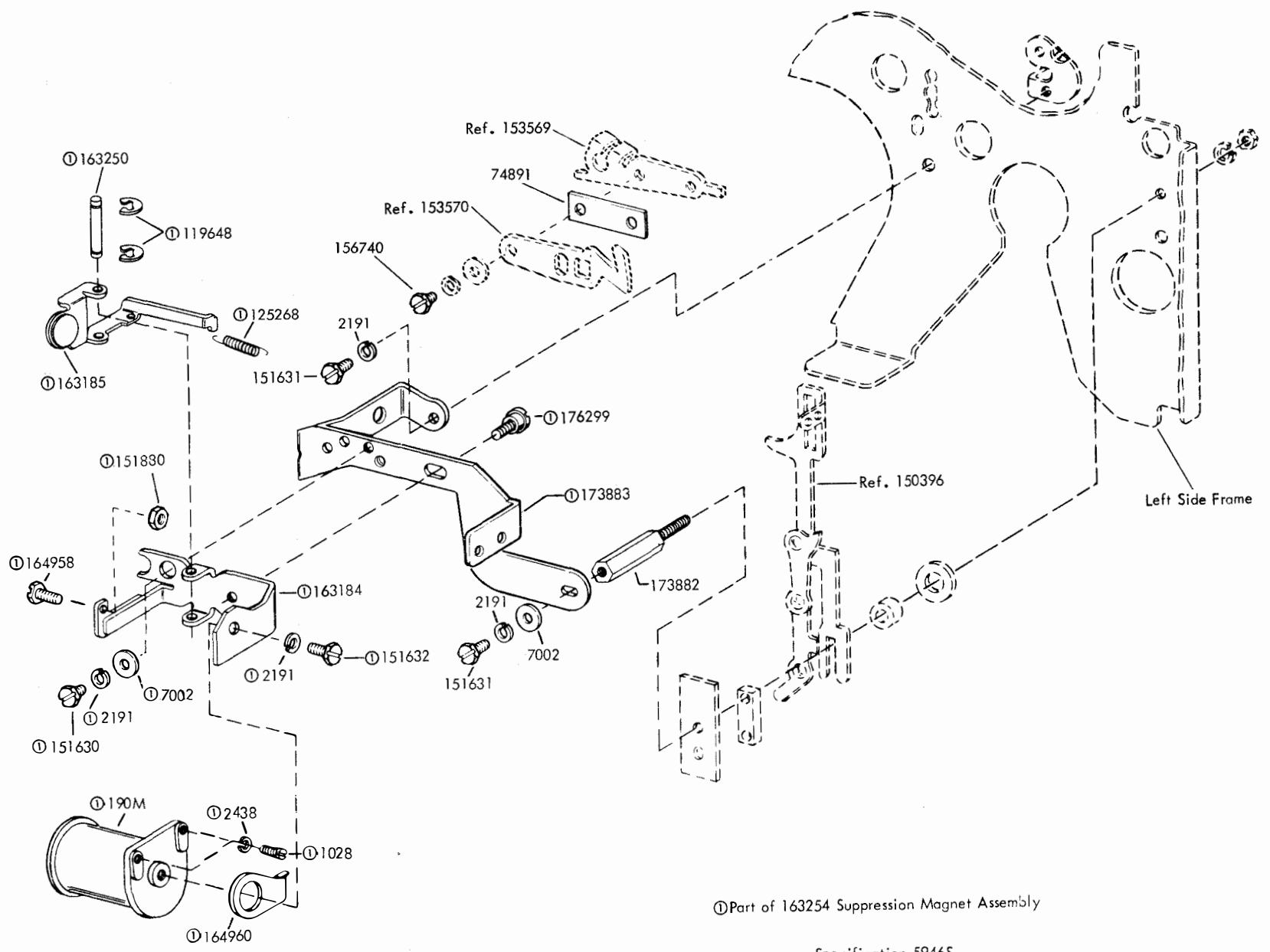


Specification 58985

FIGURE 106. 161280 MODIFICATION KIT TO PROVIDE ON-LINE REVERSE LINE FEED

1 104

FIGURE 107. 163183 MODIFICATION KIT TO PROVIDE D.C. MAGNET OPERATED PRINT SUPPRESSION



①Part of 163254 Suppression Magnet Assembly

Specification 5946S

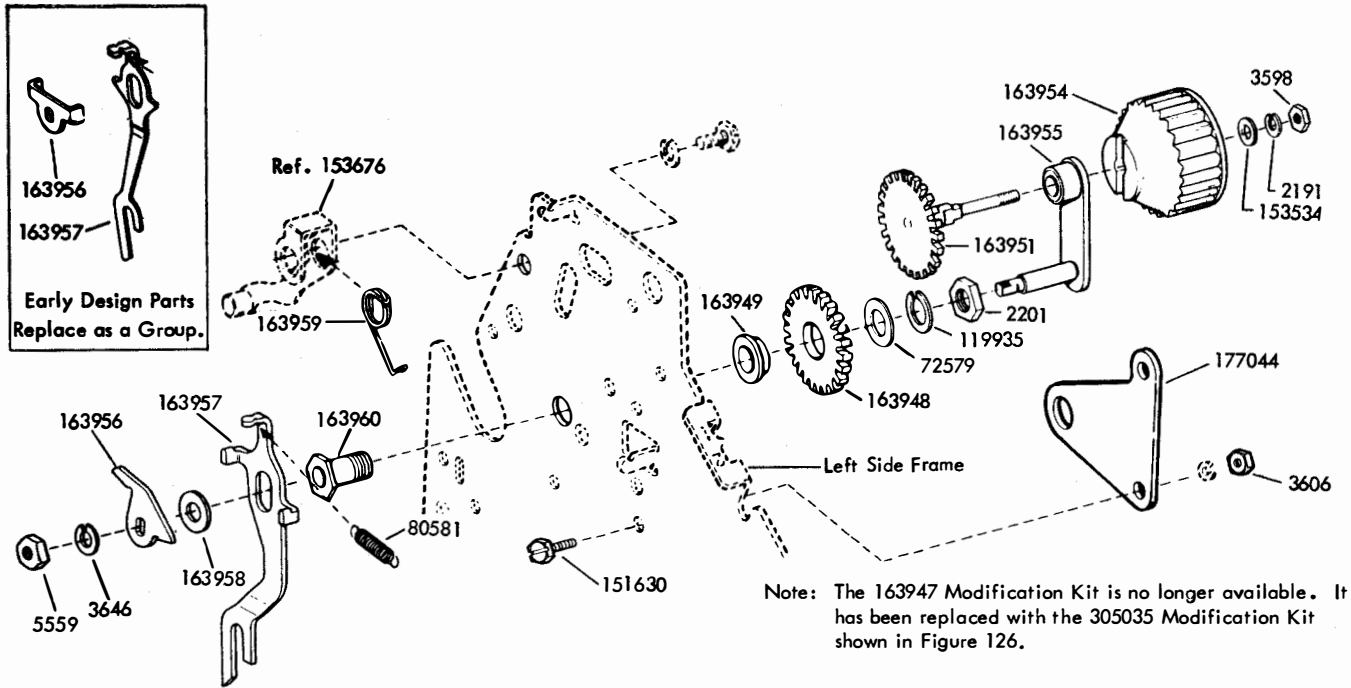


FIGURE 108. 163947 MODIFICATION KIT TO PROVIDE IMPROVED MANUAL PLATEN LINE FEED

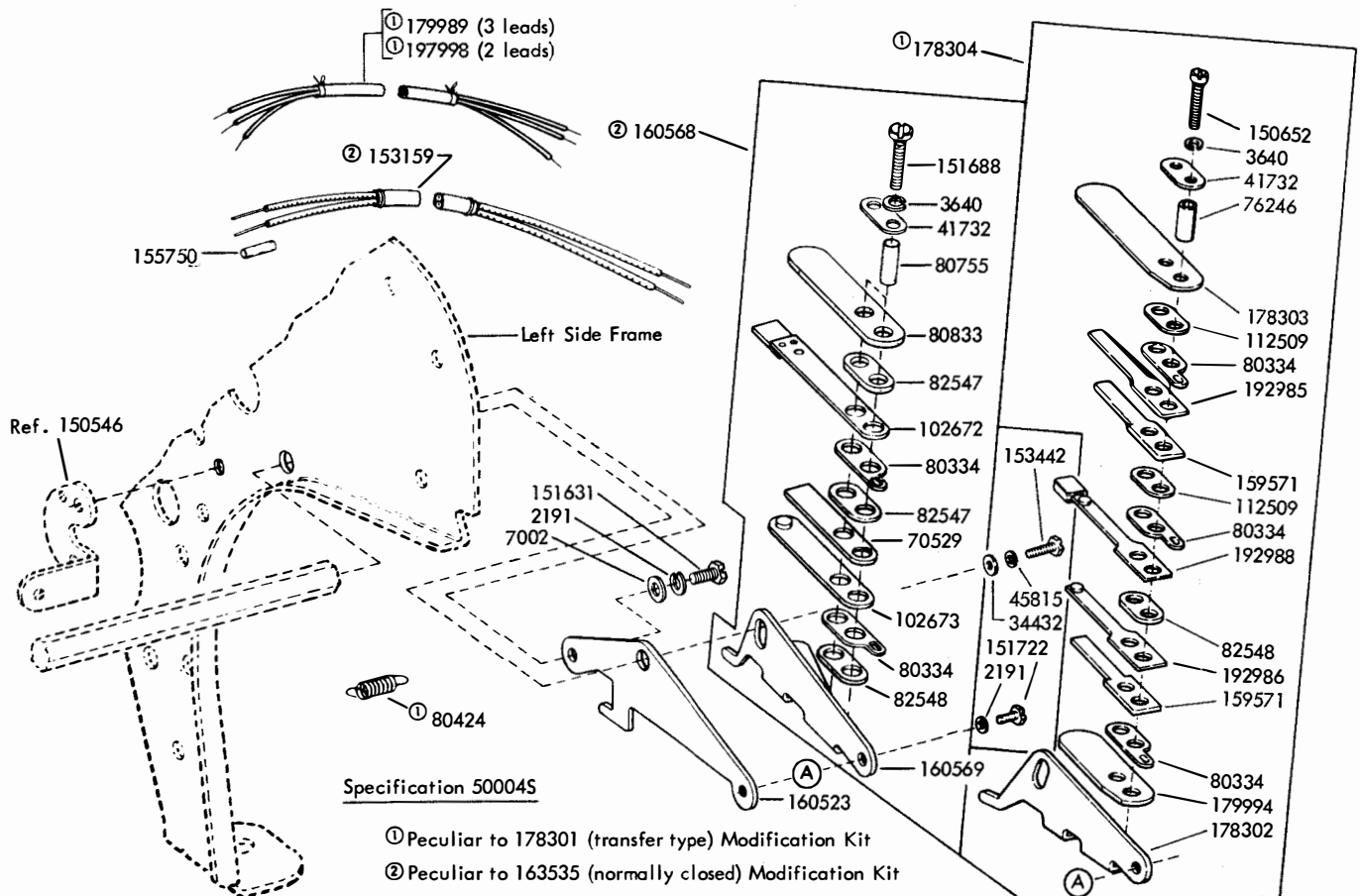


FIGURE 109. 163535 AND 178301 MODIFICATION KITS TO PROVIDE TRANSMITTER CONTROL FOR THE VERTICAL TABULATOR

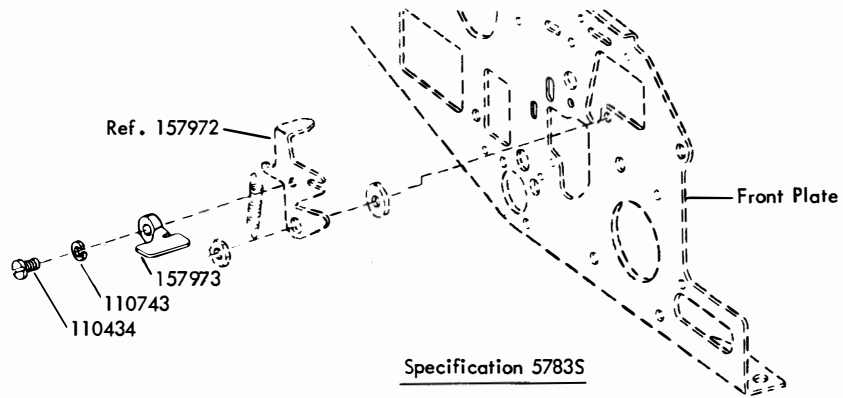


FIGURE 111. 157514 MODIFICATION KIT TO PROVIDE AUTOMATIC CARRIAGE RETURN AND LINE FEED

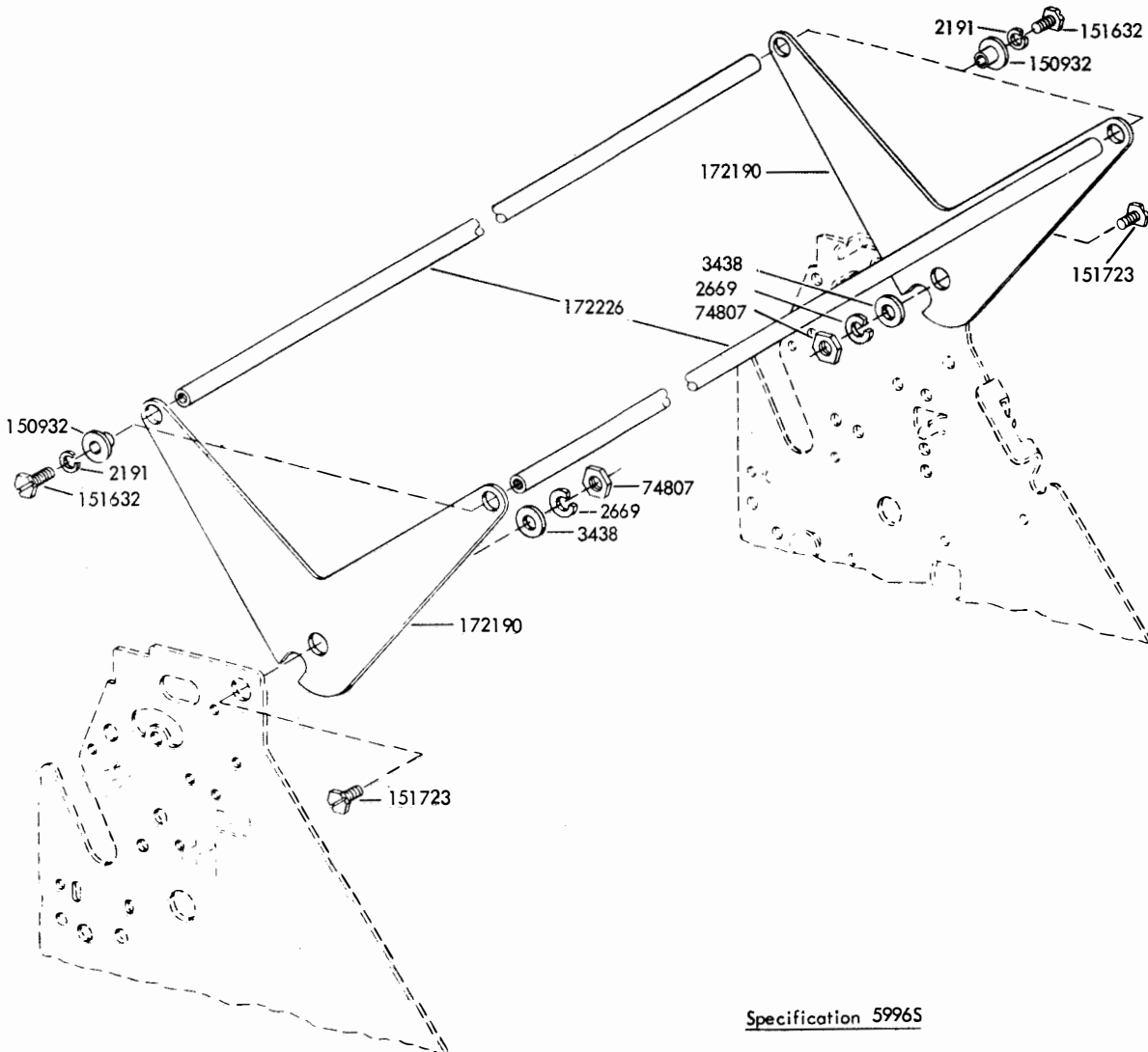
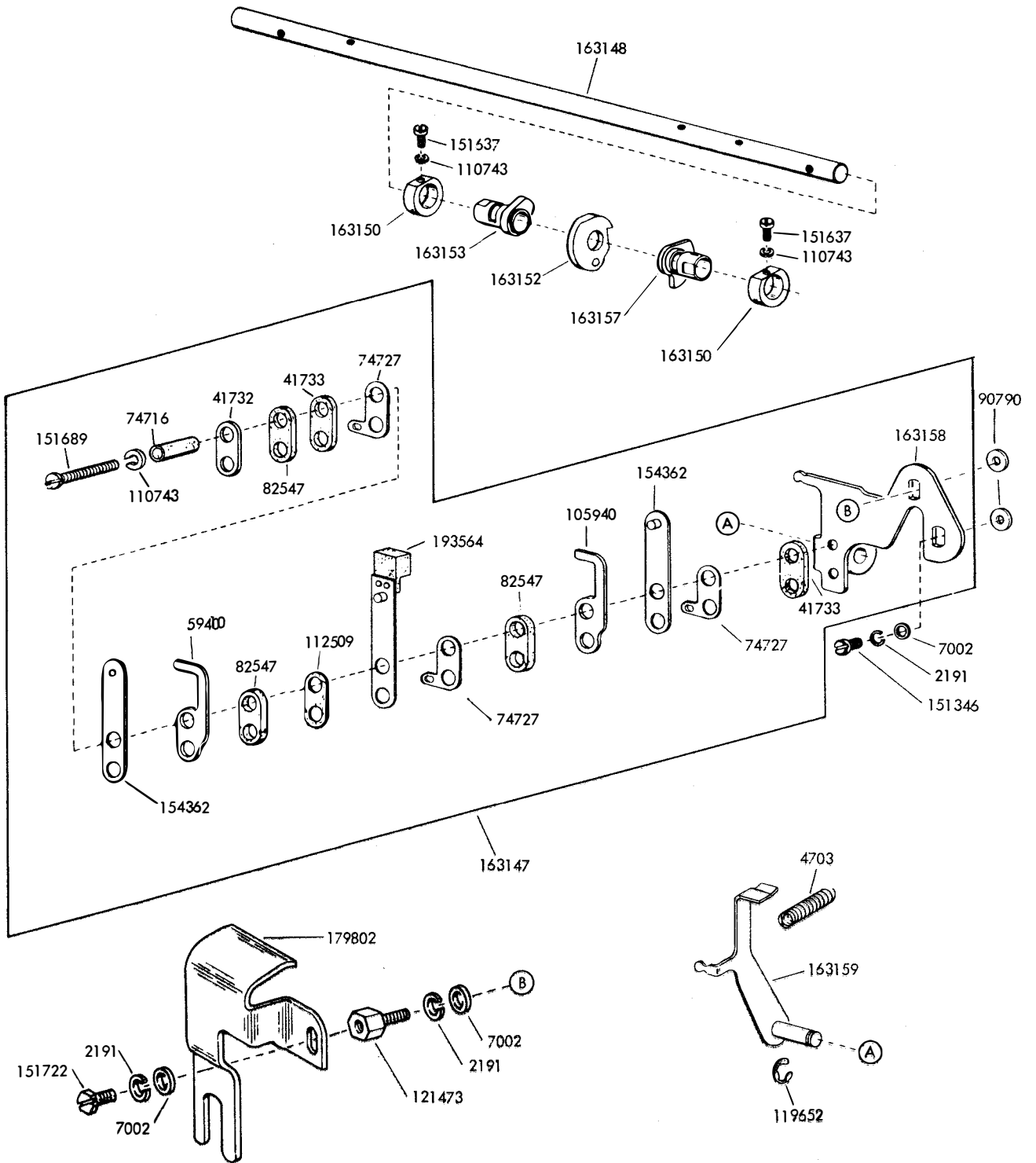


FIGURE 112. 172181 MODIFICATION KIT TO PROVIDE COPY DISPLAY

1 108

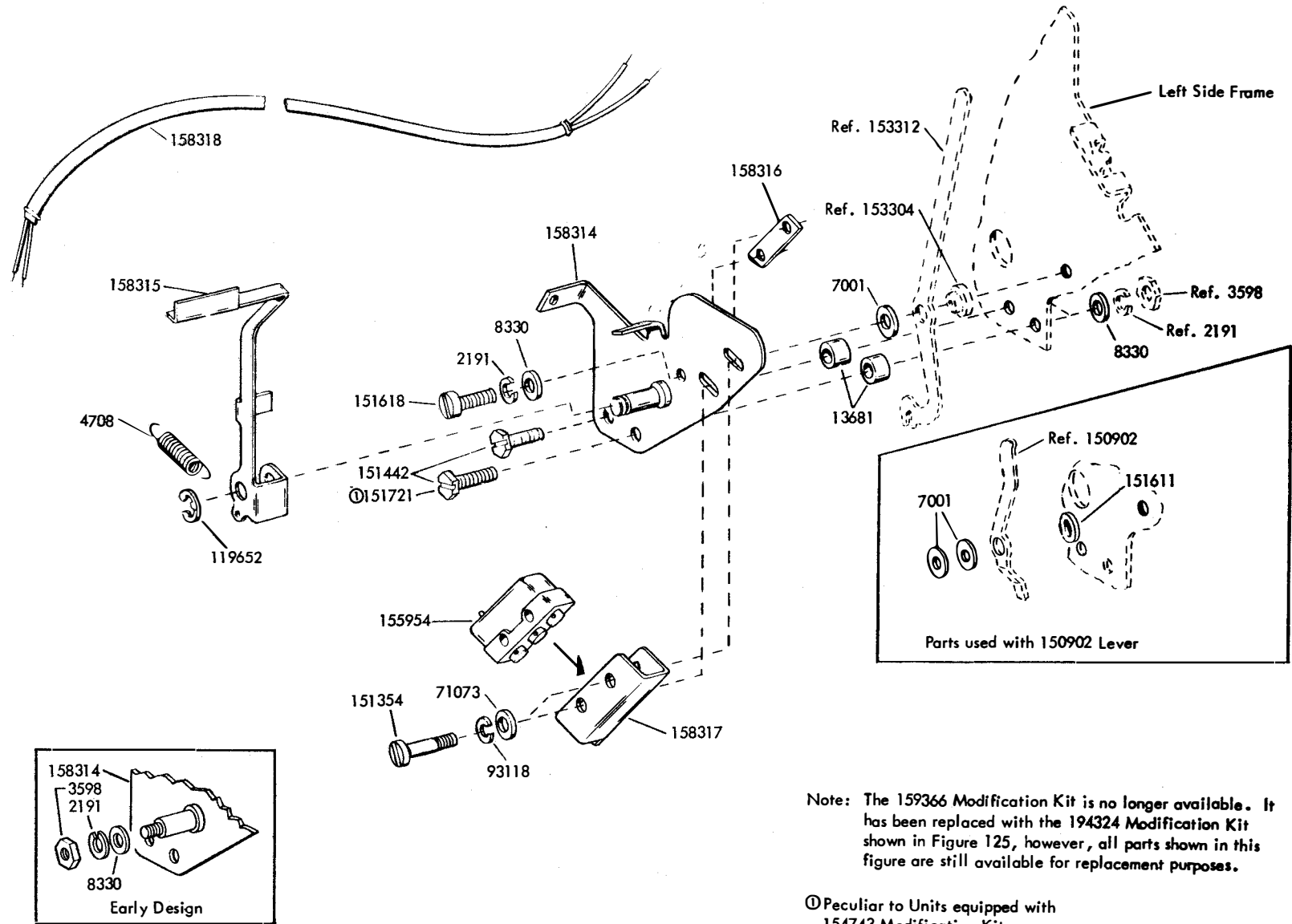


Specification 58045

FIGURE 113. 163146 MODIFICATION KIT TO PROVIDE UNIVERSAL CONTACT

1 109

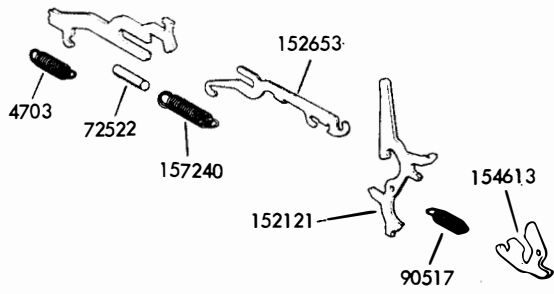
FIGURE 114. 159366 MODIFICATION KIT TO PROVIDE A FRICTION FEED
 PRINTER WITH PAPER-OUT ALARM



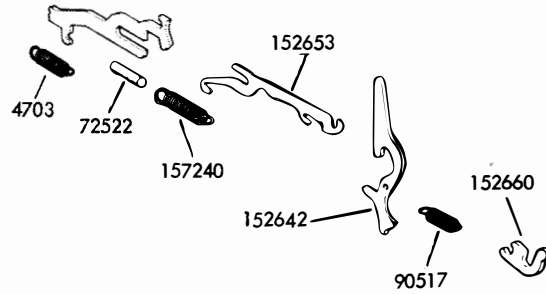
Note: The 159366 Modification Kit is no longer available. It has been replaced with the 194324 Modification Kit shown in Figure 125, however, all parts shown in this figure are still available for replacement purposes.

① Peculiar to Units equipped with 154743 Modification Kit

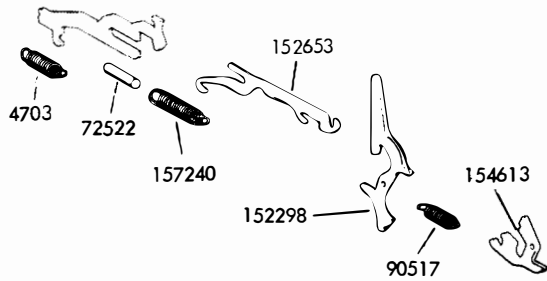
Specification 58885



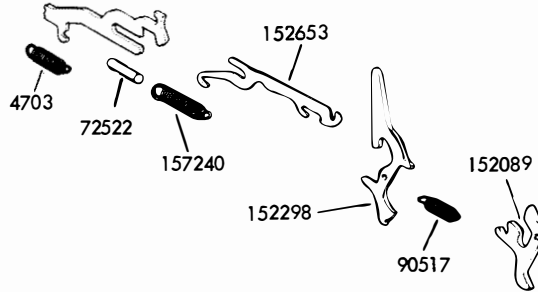
153915 (sequential)



153916 (without latching)

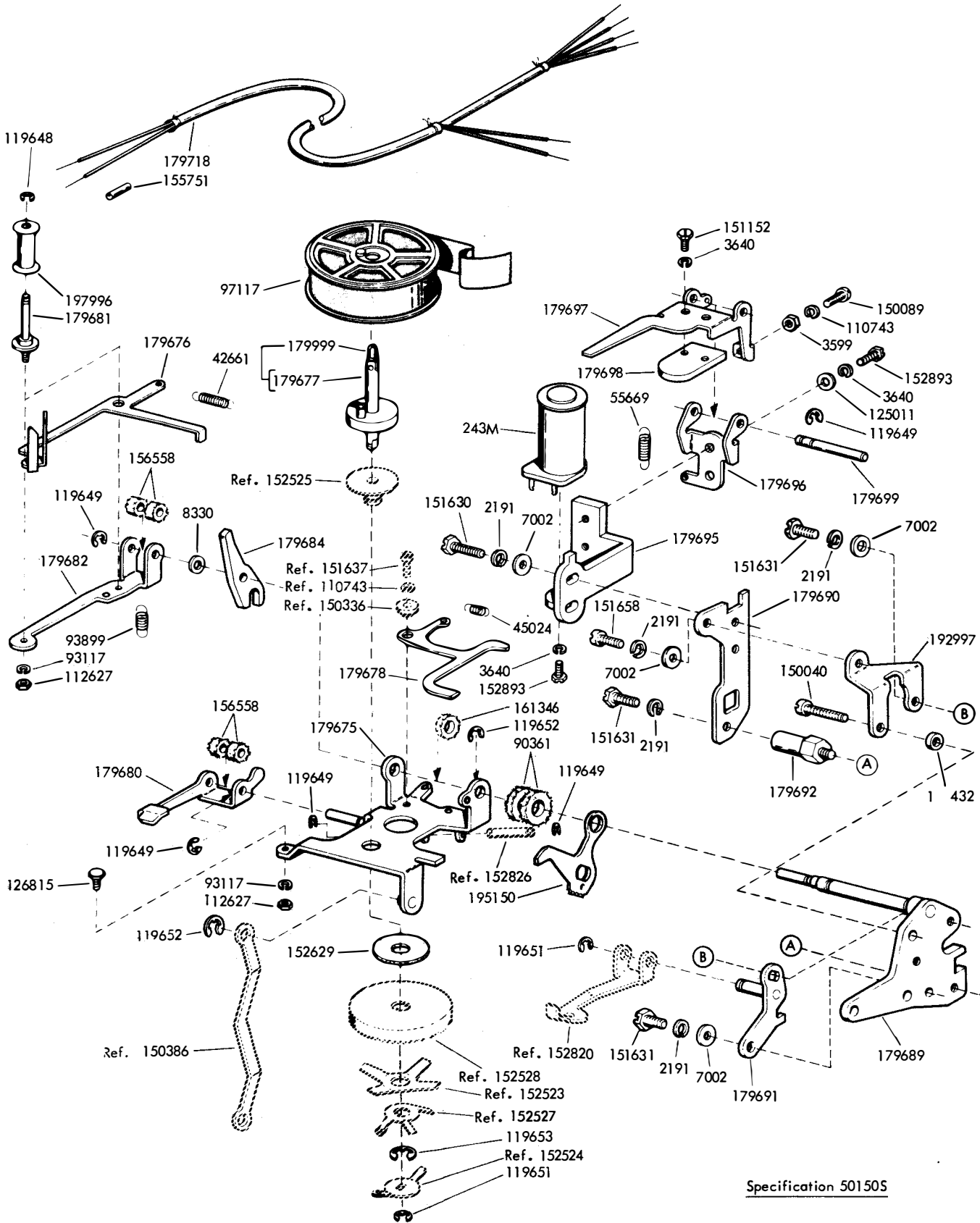


153917 (latching by stripper bail latch)



153918 (latching with release latch)

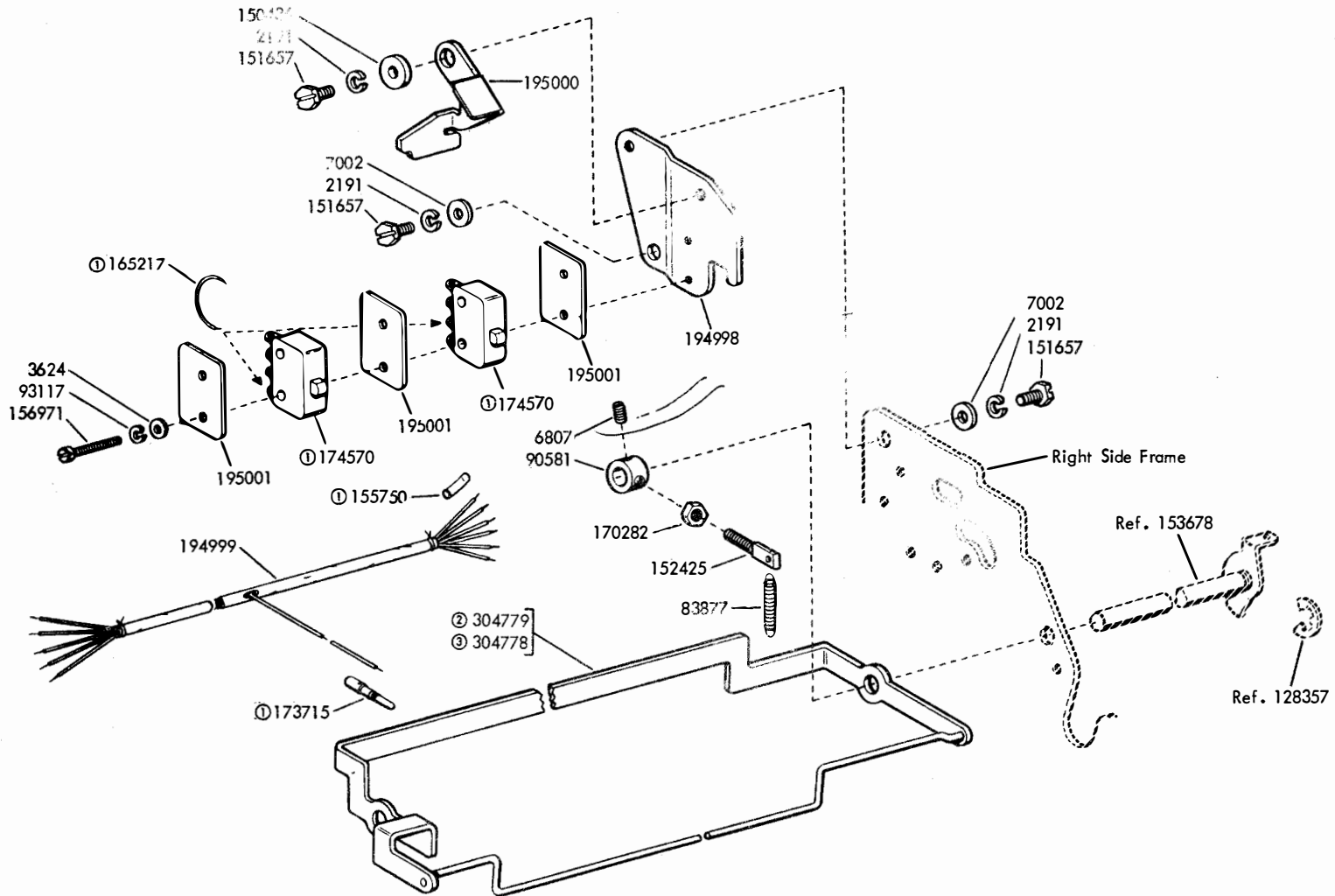
FIGURE 116. SELECTIVE CALLING FUNCTION LEVER MODIFICATION KITS



Specification 501505

FIGURE 118. 179724 MODIFICATION KIT TO PROVIDE TWO COLOR RIBBON PRINTING - LEFT SIDE (CONTINUED FROM PRECEDING PAGE)

FIGURE 119. 194995 AND 199245 MODIFICATION KITS TO PROVIDE PAPER JAM ALARM



- ① Part of 194999 Cable Assembly
- ② Peculiar to 194995 Modification Kit (8-1/2" wide paper)
- ③ Peculiar to 199245 Modification Kit (6-1/4" wide paper)

Specification 501355

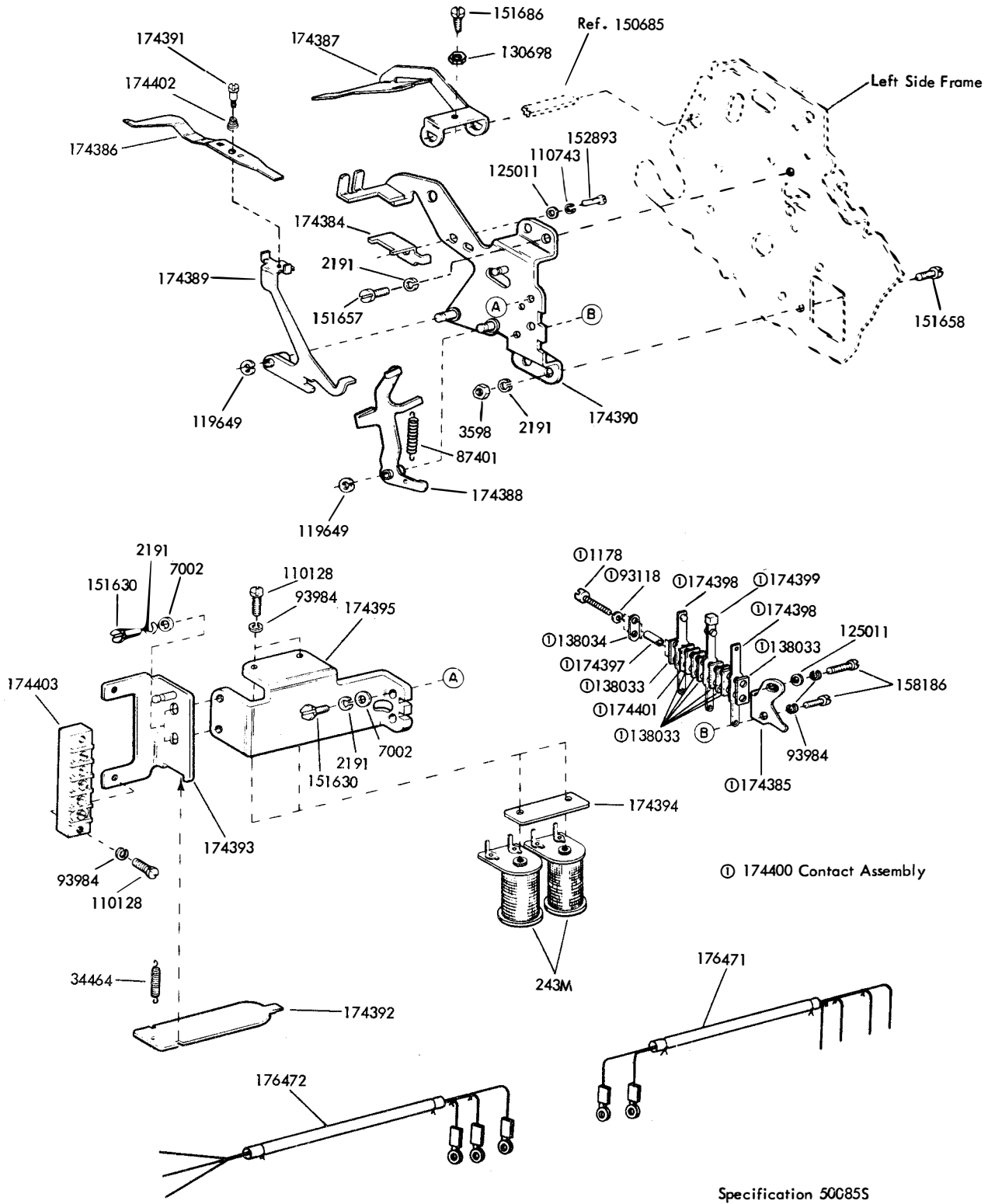
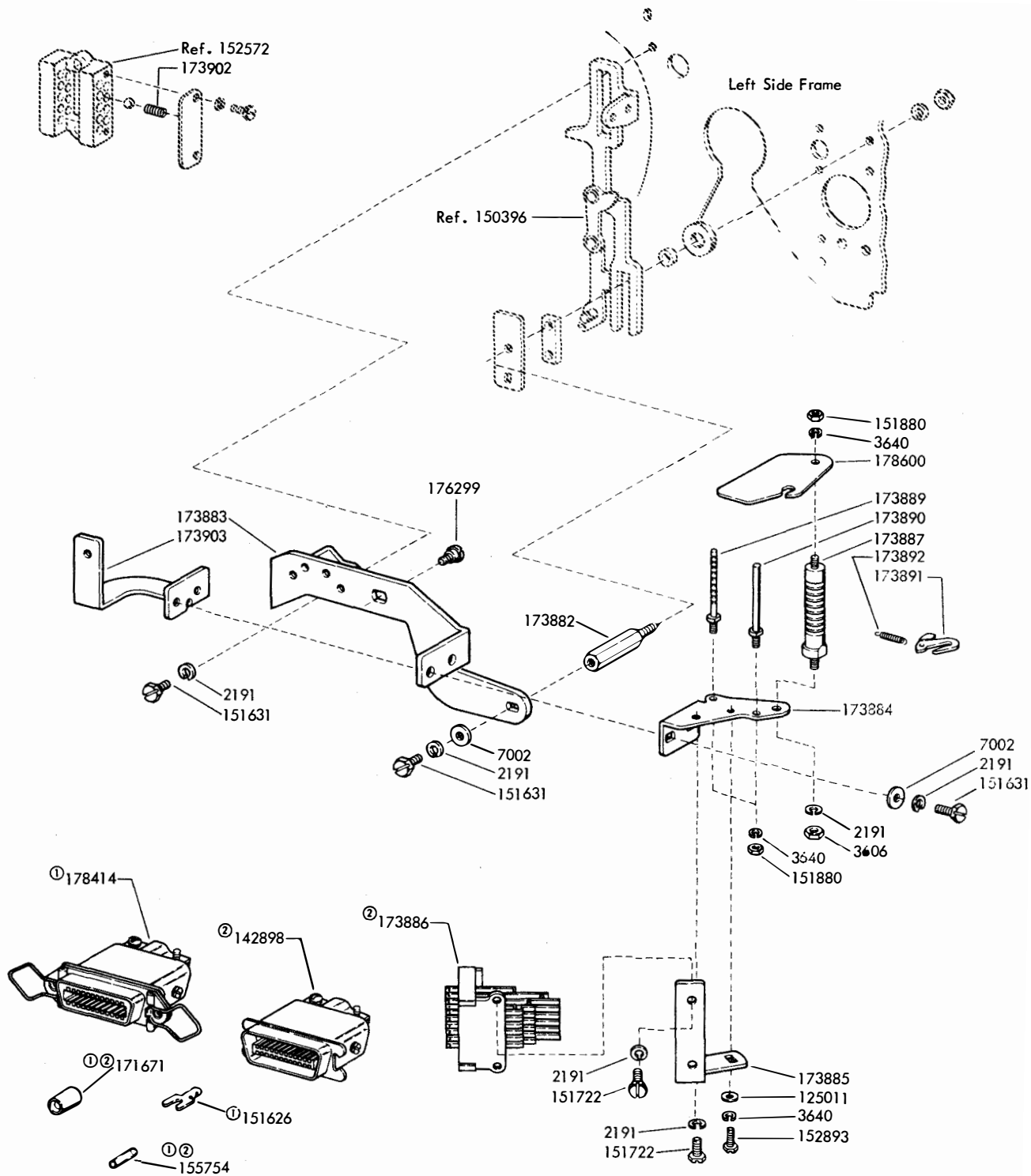


FIGURE 120. 174043 MODIFICATION KIT TO PROVIDE PAPER FEED FAILURE INDICATOR

1 116

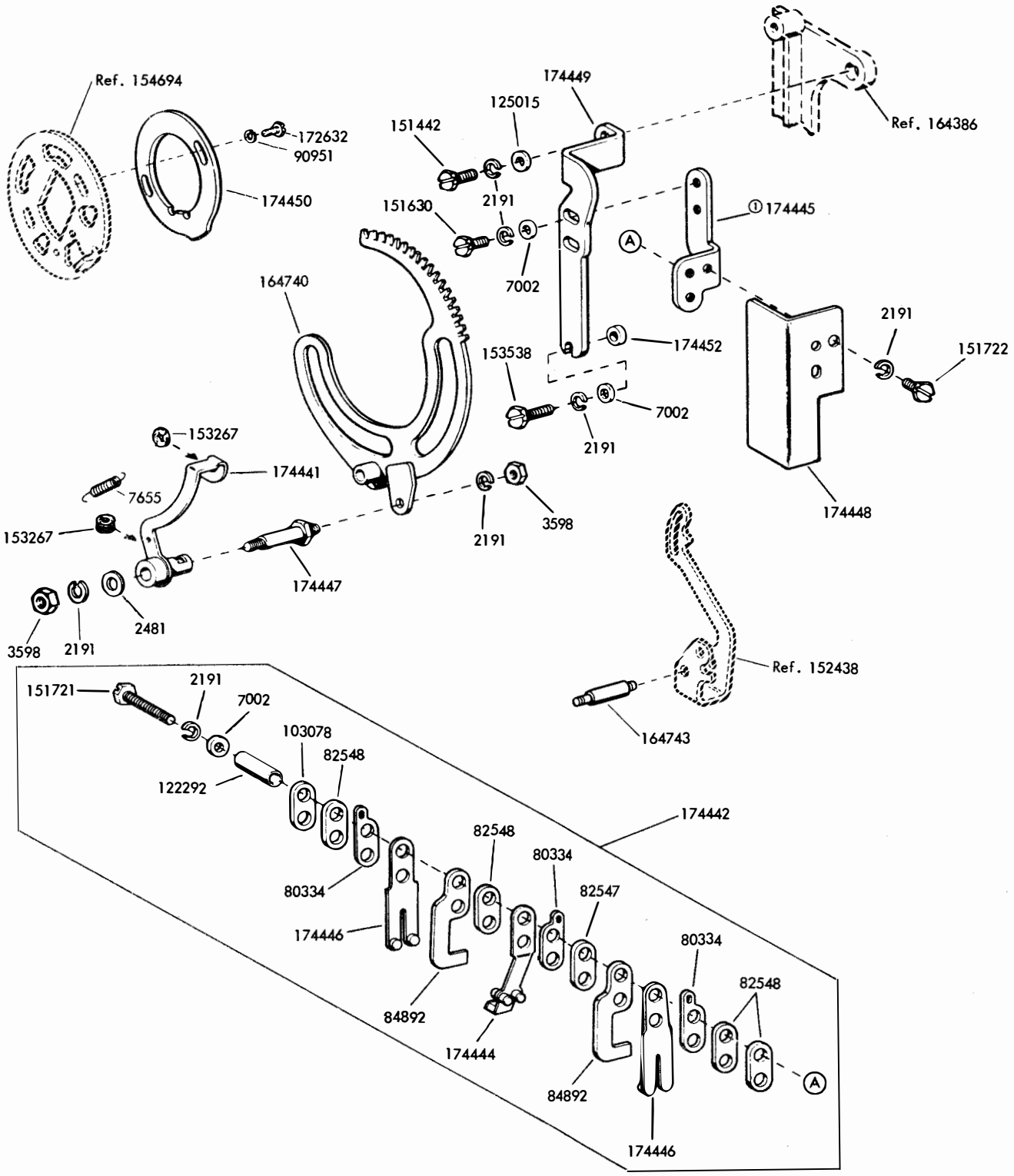


① Part of 198655 Cable Assembly
 ② Part of 198656 Cable Assembly

Note: The 198394 Modification Kit also includes the 163146 Modification Kit shown in Figure 113 and the 192566 and 192567 Link Assemblies shown in Figure 34.

Specification 500595

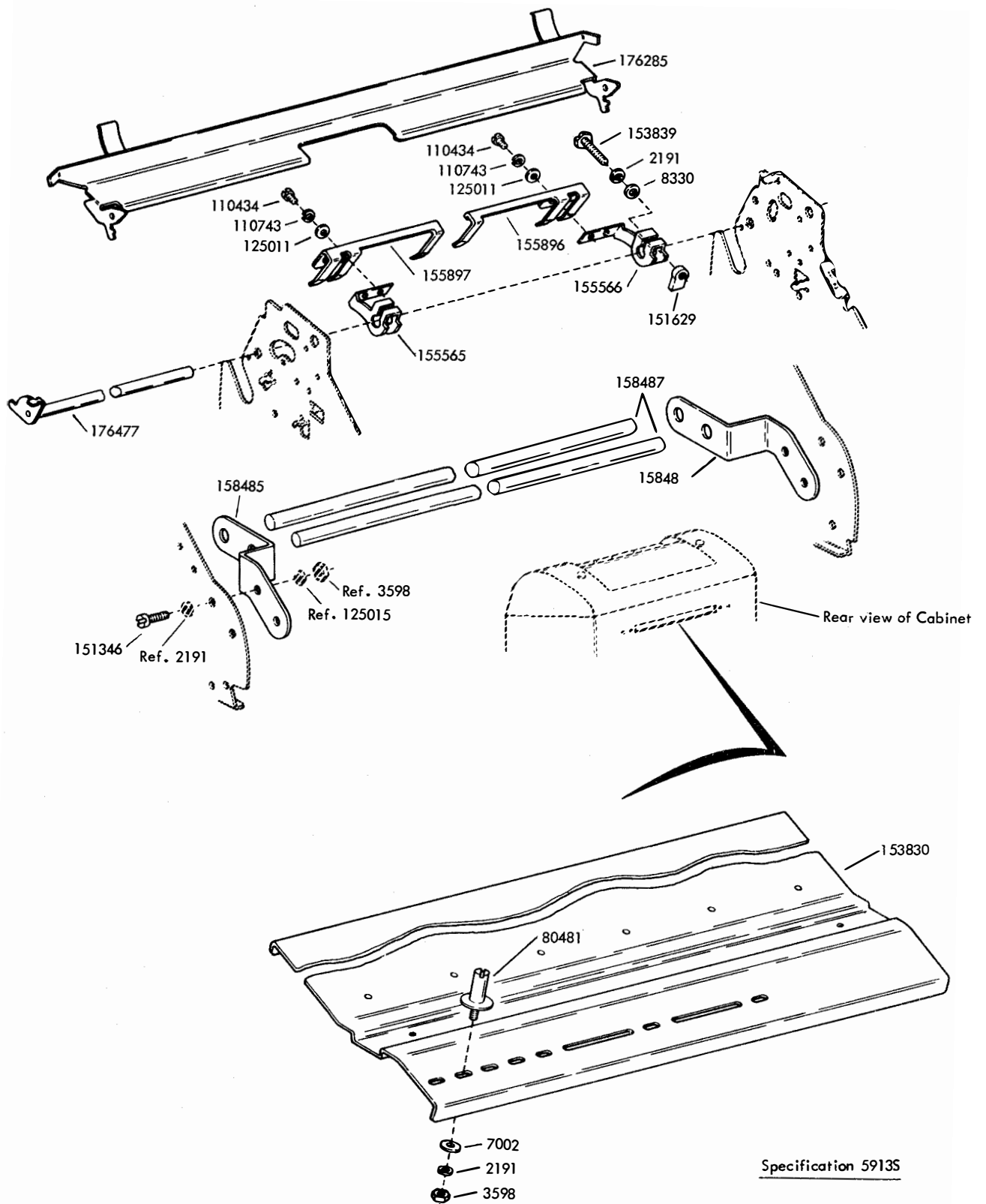
FIGURE 121. 198394 MODIFICATION KIT TO PROVIDE UNIVERSAL CONTACTS



Specification 500415

Ⓐ Part of 174442 Contact Assembly

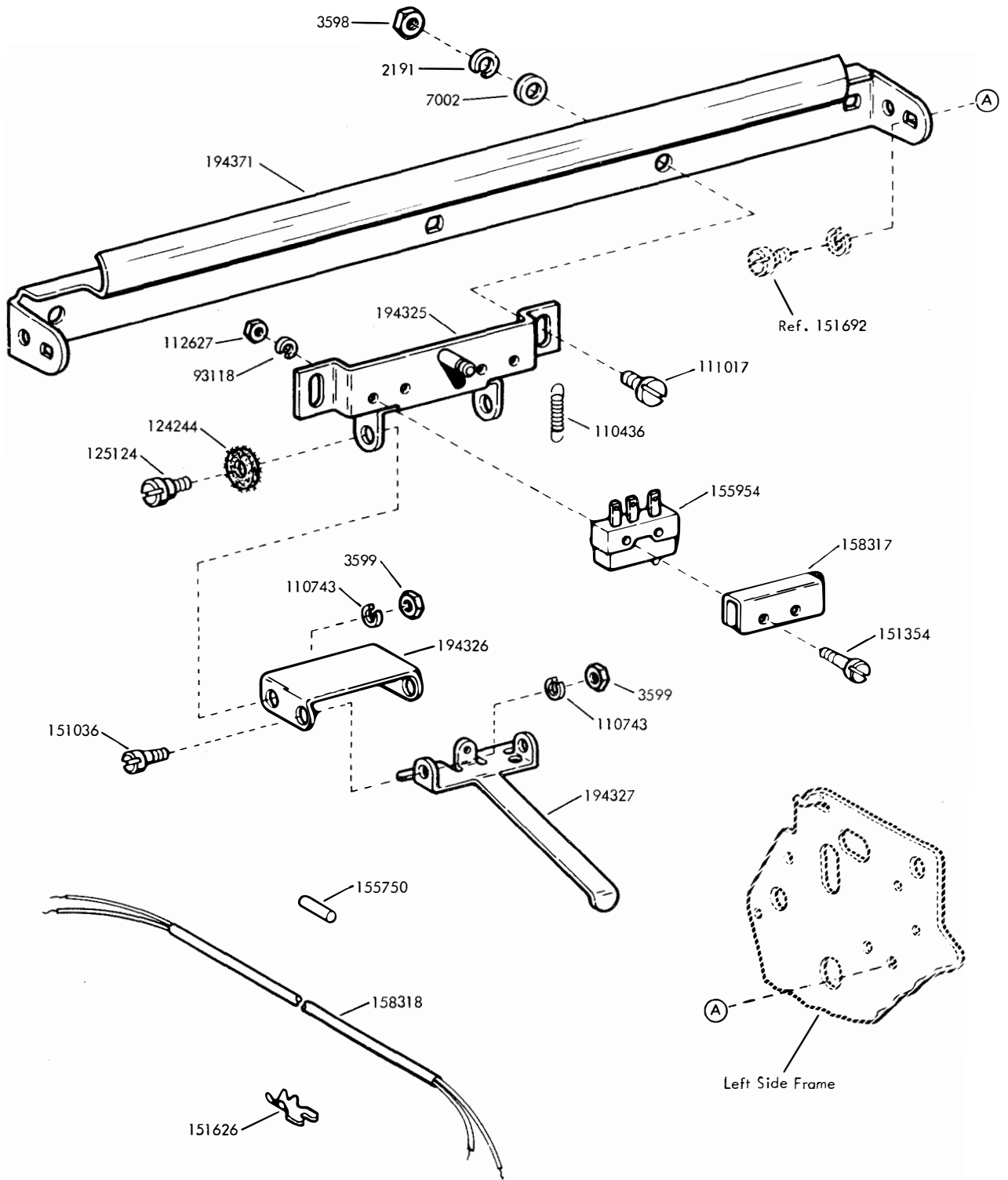
FIGURE 122. 174420 MODIFICATION KIT TO PROVIDE SELECTOR WITH TIMING CONTACTS



Specification 5913S

FIGURE 123. 154798 MODIFICATION KIT TO PROVIDE SUPERFOLD FRICTION FEED PAPER HANDLING

119

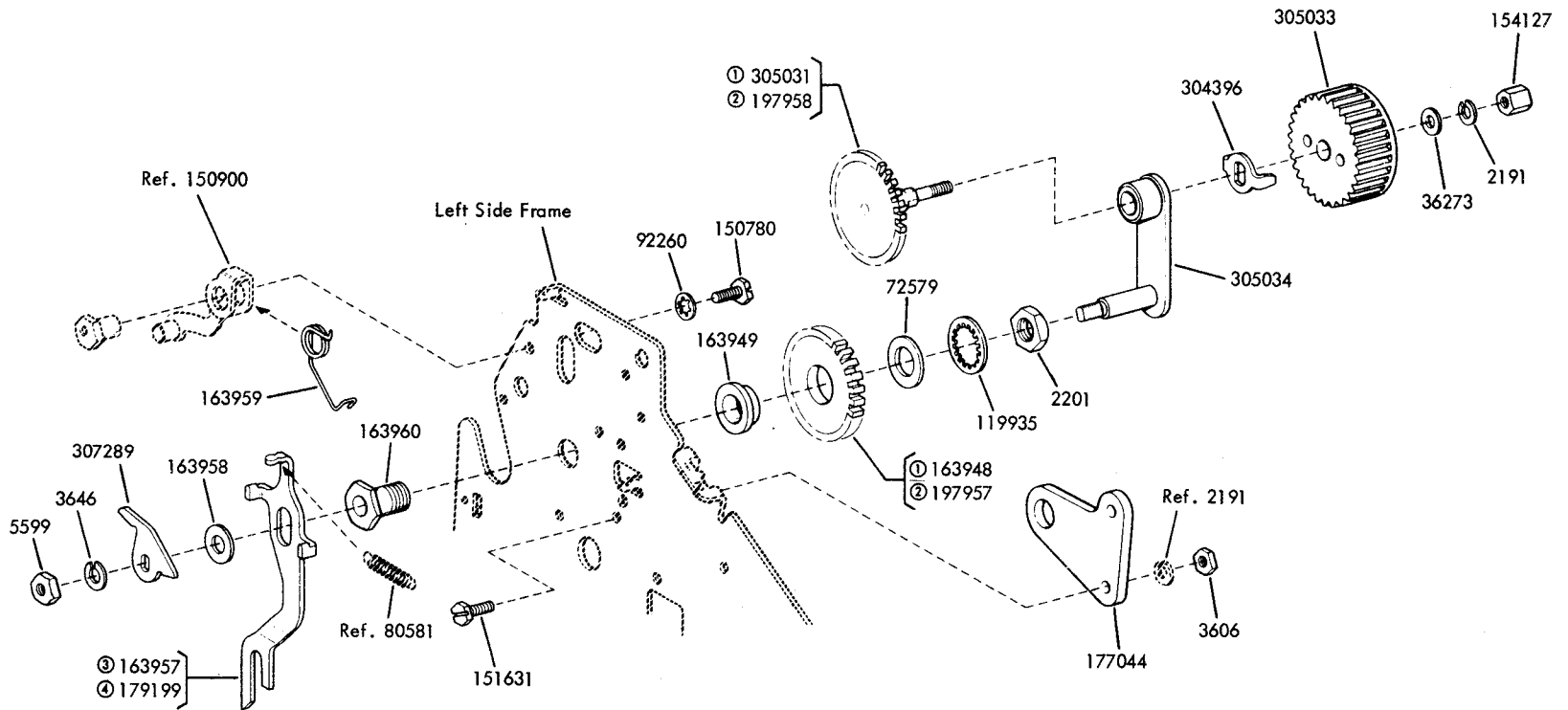


1 121

Specification 58885

FIGURE 125. 194324 MODIFICATION KIT TO PROVIDE A PAPER-OUT ALARM SWITCH

FIGURE 126. 305035, 305036 AND 307065 MODIFICATION KITS TO PROVIDE IMPROVED MANUAL PLATEN LINE FEED



- ① Part of 305035 and 305036 Modification Kits (3 or 6 line feeds per inch)
- ② Part of 307065 Modification Kit (4 or 8 line feeds per inch)
- ③ Black oxide coated - part of 305035 and 307065 Modification Kits (for Sprocket Feed Printers)
- ④ Nickel plated - part of 305036 Modification Kit (for Friction Feed Printers)

Specification 59495

NOTES OF EXPLANATION

- Note 1: (Figure 4) Parts shown in Figure 4 are peculiar to LP68.
- Note 2: (Figure 7) The 150098 Pressure Bail is no longer available. It has been replaced by a 157290 Pressure Bail. When replacing the 150098 with the 157290 Pressure Bail, two 150269 Rollers and four 150266 Guide Levers are removed. All other parts are available for maintenance.
- Note 3: (Figure 10) The 153317 Bearing Bracket is no longer available. It has been replaced by a 157990 Bearing Bracket, a 157991 Stud, a 2669 Lock Washer and a 112626 Screw.
- Note 4: (Figures 11 and 13) Parts shown in Figures 11 and 13 are peculiar to LP98.
- Note 5: (Figure 16) The 153560 Cam Shaft is no longer available. It has been replaced by a 154789 Modification Kit to replace the 153560 Cam Shaft and associated parts (see Figure 14 for components).
- Note 6: (Figure 16) The 153573 Bail has been redesigned but retains its original number (see Figure 14 for late design).
- Note 7: (Figure 17) The 153700 Platen Hub has been replaced by a new 154358 Platen Hub. The 153751 through 153767 Rubber Platens have been replaced by new 176221 through 176237 Rubber Platens. The new platen hub may be identified by ① a rectangular groove in the platen locating diameter of the hub (for a neoprene "O" ring) and ② a shoulder to act as a stop for the platen. The early design rubber platen has ① formed lugs to position the platen against the hub and ② the inside diameter is increased at each end to fit the platen hub. The new rubber platen has no positioning lugs and the inside diameter is uniform from end to end. The old style rubber platens can be used with the new hubs, but the new rubber platens cannot be used with the old style hubs.
- Note 8: (Figure 22) Since the type box alignment cannot be adjusted, the 152502 Type Box Carriage Plate is no longer available. It has been replaced by a 152502 Modification Kit to provide Type Box Alignment (See Figure 21 for components).
- Note 9: (Figure 28) The 154625 Space Suppression Ring is used on LP6, LP7, LP8 and LP9.
- Note 10: (Figure 31) The 150953 Slide Assembly is no longer available. It has been replaced by a 153183 Slide Assembly and a 153946 Modification Kit to provide improved Horizontal Positioning Knee Link Assembly (see Figures 30 and 34 for components).
- Note 11: (Figure 31) The 150531 Clamp Plate is no longer available. It has been replaced by a 164316 Clamp Plate (shown in Figure 30).
- Note 12: (Figure 32) The 3649 Flat Washer and 153884 Gear are used on LP8.
- Note 13: (Figure 32) The 150438 Bellcrank is used on LP3 and LP8.
- Note 14: (Figure 35) The 152569 and 152570 Shift Slide Drive Linkages are no longer available. They are replaced by a 153946 Modification Kit to provide improved Horizontal Positioning Knee Link Assembly (see Figure 34 for components).
- Note 15: (Figure 35) The 150757 Arm is no longer available. It has been replaced by a 170079 Arm.
- Note 16: (Figure 41) The 152434 Plate is no longer available. It has been replaced by a 153904 Modification Kit to provide improved Range Scale Sector Mounting (see Figure 39 for components).
- Note 17: (Figure 41) The 153491 Plate is no longer available. It has been replaced by a 154723 Modification Kit to provide improved Range Scale Sector Mounting (see Figure 39 for components).
- Note 18: (Figure 41) The 152439 Shaft is no longer available. It has been replaced by a 157261 Shaft and a 119648 Retaining Ring.
- Note 19: (Figure 42) Parts shown enclosed are peculiar to LP94.
- Note 20: (Figure 44) The 152413 Magnet Bracket is no longer available. It has been replaced by a 164386 Magnet Bracket.
- Note 21: (Figure 44) The 152422 Armature is no longer available. It has been replaced by a 160180 Armature.
- Note 22: (Figure 44) The 152424 Stop Plate is no longer available. It has been replaced by a 160184 Stop Plate.
- Note 23: (Figure 48) The 152554 Code Bar is used on LP3.
- Note 24: (Figure 48) The 150285 Tie Bar and the 152721 Code Bar are used on LP3, LP4, LP5 and LP7.
- Note 25: (Figure 50) The old 152560 Pallet Box Rear Plate previously shown is no longer available. It is replaced by the 194054 Set of Parts consisting of a Front Plate and Rear Plate shown in Figure 50. The new plates are identified by a letter "X" stamped in the top center of each plate between the "LTRS" and "FIGS" stamping. The "X" is omitted on the old plates. New and old style plates are interchangeable in pairs only. The old 154616 Pallet Box Front Plate previously shown is still available for replacement purposes.
- Note 26: (Figure 51) The old and new style type boxes may be identified by the depth of the Pallet Box Front Plate (new style being shallower). The old style pallets cannot be used in the new style type boxes. New style pallets can be used in either new or old style type boxes. The old style 150077 Pallet Spring is no longer available and is replaced by a new style 157238 Pallet Spring. Only the new style spring can be used universally with either the new or old style typepallets and typeboxes. However, the old style springs can be used with the new style pallets in an old style type box. The old and new style pallets may be identified by the length of the shank from the rear of the pallet head to the far end of the elongated hole. (The old style being the longer — See Figures 50 and 51).
- Note 27: (Figure 60) The switch assemblies shown in Figure 60 are no longer available. They have been replaced by new style switch assemblies shown in Figure 59. The replacements are as follows: The 155917 through 155924 Switch Assemblies have been replaced by 172600 through 172608 Switch Assemblies respectively. The 157070 through 157100 Switch Assemblies have been replaced by 172500 through 172530 Switch Assemblies respectively. The 160192 through 160197

NOTES OF EXPLANATION (continued)

Switch Assemblies have been replaced by 172531 through 172536 Switch Assemblies respectively. The 160198 Switch Assembly has been replaced by a 172534 Switch Assembly. The 160199 through 160218 Switch Assemblies have been replaced by 172538 through 172557 Switch Assemblies respectively. The 160219 Switch Assembly has been replaced by a 172560 Switch Assembly. The 160220 Switch Assembly has been replaced by a 172559 Switch Assembly.

Note 28: (Figure 86) The 153701 through 153717 Modification Kits are no longer available. They have been replaced by 176181 through 176197 Modification Kits respectively; However, the parts remain the same with the exception of the 153751 through 153767 Platens which have been replaced by the new 176221 through 176237 Platens respectively. The old style 153751 through 153767 Platens are still available for replacement purposes (see Figure 17 and Note 7).

NUMERICAL INDEX

Part Number	Description and Page Number	Part Number	Description and Page Number	Part Number	Description and Page Number
190M	Coil, Magnet 97	7603	Spring 29, 33, 112	74882	Spring 24
209M	Coil, Magnet 90	7655	Spring 71, 110	74891	Shim (.004" Thk) 97
233M	Coil, Magnet 14	7656	Spring 103	75229	Spring 35, 87
243M	Coil, Magnet 105, 106, 108	7835	Ribbon w/Spool (Black) 49	75607	Washer, Flat 83
250M	Coil, Magnet 47	7965	Spring 13, 79	76081	Washer, Flat 46
254M	Coil, Magnet 45	8330	Washer, Flat 4, 20, 29, 32, 39, 42, 52, 77, 78, 92, 102, 105, 106, 111	76099	Washer, Flat 46
290M	Coil, Magnet 15			76246	Bushing, Insulating 98
1010	Screw, Shoulder (6-40) 6			76249	Screw (6-40 x 1/8 Fil) 12
1028	Screw (4-40 x 1/4 Fil) 14, 97	8449	Spacer (.094" Thk) 29, 49, 112	76379	Spring 22
1041	Screw, Shoulder (6-40) 83	13681	Spacer (.187" Thk) 4, 102	76461	Washer, Flat 33
1164	Screw (2-56 x 3/16 Fil) 25	21397	Washer, Spring 68, 89	76474	Nut (10-32 Hex) 103
1178	Screw (2-56 x 7/16 Fil) 108	22015	Spring 49	76800	Spring 20
1196	Screw, Shoulder (6-40) 18	27425	Screw (2-56 x 5/32 Fil) 24	78533	Spring 42
1214	Screw, Set (10-32) 35	31636	Spring 50, 75	79012	Insulator 46
1272	Screw (6-40 x 11/16 Fil) 86	33038	Spring 11, 71, 103	79449	Shim (.008" Thk) 36
1293	Screw (4-40 x 1/8 Fil) 49	33828	Spring 22, 24, 37	80310	Washer, Felt 31
2034	Washer, Flat 40, 42	34432	Washer, Flat 50, 69, 74, 91, 98	80334	Terminal, Contact 69, 98, 110
2191	Washer, Lock 4, 5, 7, 9, 11 to 27, 29, 31, 32, 33, 35 to 40, 42, 44, 45, 46, 48 to 52, 59, 60, 68, 69, 71, 72, 74 to 80, 82, 83, 86, 89, 90, 92, 93, 95, 97 to 103, 105 to 114	34464	Spring 108	80342	Screw (6-40 x 23/64 Hex) 59, 92
2201	Nut (5/16-32 Hex) 7, 98, 114	35826	Washer, Flat 16, 68, 89	80424	Spring 98
2422	Washer, Lock 16, 69	36273	Washer, Flat 7, 37, 114	80481	Screw (6-40 Spl) 111
2438	Washer, Flat 14, 45, 97	36463	Spring 37	80581	Spring 11, 21, 35, 36, 85, 98, 114
2481	Washer, Flat 18, 99, 103, 110	41382	Spring 42, 89	80708	Clamp, Cable 15, 69, 74, 78, 90
2539	Nut (3/8-32 Hex) 17, 29, 77	41675	Washer, Flat 71, 93	80755	Bushing, Insulating 91, 98
2669	Washer, Lock 4, 11, 15, 16, 17, 22, 24, 31, 35, 42, 68, 89, 90, 92, 100, 103, 115	41720	Spring, Contact 69	80833	Guard, Contact Spring 98
2836	Spring 12	41732	Plate, Clamp 69, 91, 98, 101	80848	Spring 20
3438	Washer, Flat 36, 86, 100	41733	Insulator (.062" Thk) 69, 101	81731	Spring 35, 80, 87
3598	Nut (6-40 Hex) 4, 6, 7, 9, 11, 12, 15 to 19, 21 to 27, 29, 33, 35 37 to 40, 42, 45, 52, 68, 71, 72, 74, 77, 79, 83, 86, 89, 93, 96, 98, 99, 102, 103, 108, 110 to 113	42661	Spring 16, 48, 49, 68, 105, 106	81778	Screw (4-40 x 3/16 Fil) 45
3599	Nut (4-40 Hex) 7, 9, 15, 29, 33, 35, 37, 42, 44, 45, 49, 60, 61, 74, 77, 90, 91, 105, 106, 113	42823	Washer, Flat 16, 26, 27, 70	82442	Spring 11
3606	Nut (6-40 Hex) 41, 44, 59, 98, 109, 112, 114	42827	Screw (3-48 x 1/4 Fil) 50	82463	Spring 11, 12, 48, 49, 71, 93
3624	Washer, Flat 107	45024	Spring 105, 106	82547	Insulator (.094" Thk) 69, 91, 98, 101, 110
3640	Washer, Lock 11, 12, 33, 40, 98, 105, 106, 109	45027	Spring 35	82548	Insulator (.062" Thk) 69, 91, 98, 110
3646	Washer, Lock 7, 98, 114	45815	Washer, Lock 98	82860	Spring 83
3649	Washer, Flat 35, 39, 112, 115	49420	Spring 52	82999	Spring 15, 90
4586	Washer, Felt 11	55063	Spring 20	83877	Spring 107
4703	Spring 65, 68, 72, 89, 96, 101, 104	55669	Spring 105, 106	84575	Spring 11, 34
4708	Spring 4, 102	70072	Washer, Lock 91	84598	Spring, Contact 69
4812	Wick, Felt 96	70388	Spring 29, 60, 78	84758	Spring 71, 93
5599	Nut (8-32 Hex) 7, 98, 114	70529	Stiffener 98	84892	Stiffener 69, 110
5740	Screw (2-56 x 1/4 Fil) 58	70886	Washer, Flat 12	85407	Spring, Compression 73
6800	Screw, Shoulder (6-40) 29	71047	Washer, Flat 68, 89	85816	Wick, Felt 33
6807	Screw, Set (6-40) 107	71073	Washer, Flat 102	85935	Past, Spring 99
6987	Washer, Flat 112	71681	Spool, Ribbon 48	86079	Washer, Felt 83
7001	Washer, Flat 4, 102, 103	72254	Washer, Flat 93	86304	Spring 11
7002	Washer, Flat 4, 11, 12, 14, 15, 16, 22 to 25, 27, 29, 31, 33, 35, 36, 37, 39, 40, 42, 45, 48, 49, 52, 68, 69, 71, 72, 74, 75, 78, 79, 82, 83, 89, 90, 93, 95, 97 98, 99, 101, 103, 105 to 113	72468	Spring 9	86835	Spring 37, 45, 74, 79
7036	Collar, Locking 11, 50	72522	Wick, Felt 61, 68, 72, 89, 96, 104	86959	Bushing, Insulating 69
		72579	Washer, Flat 7, 98, 114	87401	Spring 71, 93, 108
		73035	Spring 80	89096	Washer, Felt 33
		73175	Washer, Lock 17, 29, 77	89897	Nut (10-32 Hex) 35
		73427	Washer, Flat 12	90054	Spring 89
		73520	Wick, Felt 35	90361	Washer, Felt 11, 12, 22, 24, 48, 49, 105, 106
		74283	Washer, Spring 42	90432	Washer, Flat 23, 25
		74536	Screw, Set (6-40) 11	90490	Shim (.005" Thk) 11, 12
		74547	Collar 29	90504	Washer, Felt 33, 59
		74553	Wick, Felt 24	90517	Spring 16, 61, 68, 72, 89, 96, 104
		74700	Spring 99	90581	Collar 107
		74701	Spring 9, 29	90599	Shim (.008" Thk) 52
		74707	Spring 12	90606	Spring 60
		74712	Spring 30	90679	Washer, Felt 11, 13, 41
		74716	Bushing 101	90790	Washer, Flat 101
		74722	Washer, Flat 20, 21	90791	Washer, Lock 24, 25, 61
		74727	Terminal, Contact 101	90819	Washer, Felt 17, 29
		74728	Terminal, Contact 91	90951	Washer, Lock 77, 110, 112
		74755	Washer, Felt 31	92260	Washer, Lock 4, 89, 112, 114
		74785	Roller 29		
		74798	Screw (6-40 x 31/64 Fil) 17		
		74807	Nut (10-32 Hex) 100, 112		

NUMERICAL INDEX (Continued)

Part Number	Description and Page Number	Part Number	Description and Page Number	Part Number	Description and Page Number
92682	Nut (4-40 Spl) 39	112627	Nut (2-56 Hex) 25, 61, 69, 105, 106, 113	128357	Ring, Retaining 20, 103, 107
93001	Washer, Flat 12	112629	Spring 93, 112	130683	Washer, Lock 33
93117	Washer, Lock 74, 105, 106, 107	112633	Spring w/Wick 52	130696	Washer, Felt 92
93118	Washer, Lock 4, 102, 108, 113	112634	Spring 48, 49	130698	Nut (4-40 Hex) 108
93356	Washer, Felt 17, 18, 24, 26, 29, 36, 37, 52, 71	112889	Screw (4-40 x 1/8 Fil) 71	131099	Terminal (5/8" Lg) 112
93507	Screw (4-40 x 3/4 Hex) 58	114107	Spring 40	135716	Spring 14, 29, 68, 71, 89
93729	Wick, Felt 40, 52	114215	Post, Spring 7	138033	Insulator (.031"Thk) 108
93758	Washer, Felt 11, 12, 14, 29, 75	115122	Washer, Felt 22, 24	138034	Plate, Clamp 108
93879	Oiler, Felt 11	115529	Screw (6-40 x 11/16 Fil) 89	139555	Spring 35
93899	Spring 105, 106	117535	Washer, Flat 103	142898	Connector, Plug (24 Pt) 109
93984	Washer, Lock 108	119035	Screw, Eccentric (6-40) 112	145301	Latch 61
94316	Yoke 15, 90	119418	Washer, Flat 16, 69	150000	Drum, Clutch 26, 27
94317	Shaft 15, 90	119467	Insulator (.032" Thk) 16, 69	150001	Drum, Clutch 27
94674	Washer, Cup 52	119648	Ring, Retaining 14, 16, 24, 37, 42, 60, 68, 80, 89, 97, 105, 106, 115	150004	Cam, Code Bar Clutch 27
94693	Wick, Felt 61, 68, 72, 89			150010	Plate, Retaining 26
95030	Nut, Shoulder (6-40 Hex) 73			150013	Disk, Adjusting 26, 27
95428	Spring 58, 59	119649	Ring, Retaining 11, 12, 14, 15, 16, 25, 33, 35, 40, 48, 49, 59, 68, 71, 72, 75, 78, 83, 89, 90, 93, 96, 99, 103, 105, 106, 108	150014	Disk, Adjusting 26, 28
95827	Bushing 35, 85			150021	Clutch Assembly, Code Bar 27
96717	Screw, Shoulder (4-40) 42	119650	Ring, Retaining 76, 112	150024	Clutch Assembly, Line Feed 28
97117	Ribbon w/Spool (Red-Black) 106	119651	Ring, Retaining 9, 11, 13, 22, 24, 33, 36, 37, 48, 49, 52, 59, 72, 93, 96, 105, 106	150025	Clutch Assembly, Type Box 26
97481	Wick, Felt 17			150026	Lever, Shoe, Release 26, 27
98561	Bushing 83	119652	Ring, Retaining 11, 12, 13, 17, 19, 22, 24, 27, 29, 33, 35, 36, 37, 39, 42, 48, 49, 52, 59, 71, 79, 93, 95, 101, 102, 105, 106	150027	Lever, Shoe, Release 26, 28
98642	Washer, Lack 112			150029	Wick, Felt 26, 27
98726	Screw (3-48 x 1/4 Fil) 91	119653	Ring, Retaining 11, 12, 21, 35, 37, 48, 49, 59, 93, 105, 106	150030	Roller, Bearing 52
98832	Screw (4-40 x 11/16 Fil) 69			150032	Disk, Clutch Cam (2 Stop) 28
100337	Spring 72	119935	Washer, Lock 7, 98, 114	150033	Disk (3 Stop) 26
101386	Spring 7	120824	Washer, Felt 27	150034	Disk (2 Stop) 28
101796	Washer, Felt 11, 24, 35, 52	121120	Collar 86	150035	Disk (3 Stop) 26
102672	Spring, Contact 98	121242	Clamp, Cable (1/8" ID) 69	150036	Carriage Assembly 2, 52
102673	Spring, Contact 98	121243	Clamp, Cable (3/16" ID) 14, 45, 59, 74, 92, 112	150038	Latch 52
103078	Plate 110	121244	Clamp, Cable (1/4" ID) 59, 69	150039	Slide, Printing Arm 52
103815	Collar 71	121245	Clamp, Cable (5/16" ID) 59, 105	150040	Screw (6-40 x 5/8 Fil) 20, 26, 27, 29, 77, 103, 106
103863	Spacer (.055" Thk) 60	121246	Clamp, Cable (3/8" ID) 45	150043	Shoe, Secondary Clutch 26, 27
104807	Washer, Flat 89	121247	Clamp, Cable (7/16" ID) 59	150044	Shoe, Primary Clutch 26, 27
104824	Spring 45	121248	Clamp, Cable (1/2" ID) 74	150045	Bearing, Clutch Sleeve 26, 28
105028	Wick, Felt 37	121249	Clamp, Cable (5/8" ID) 86	150046	Bearing, Type Box Clutch 26
105940	Stiffener 101	121473	Post 101	150047	Bearing, Code Bar Clutch 27
106281	Screw, Shoulder (4-40) 12, 78	121538	Terminal 46	150048	Spring 42
107116	Washer, Lock 5, 74, 79, 86	121605	Bushing 78	150049	Spacer, Clutch 28
107207	Spring, Contact 69	122149	Screw, (4-40 Spl) 60	150050	Spacer, Clutch 27
107236	Bushing 69	122292	Bushing, Insulating 110	150051	Cam, Eccentric 27
108199	Wick, Felt 29, 37, 52, 83	124177	Washer, Lock 12, 44, 112	150052	Cam, Eccentric 28
110128	Screw (4-40 x 3/8 Fil) 108	124244	Washer, Felt 40, 113	150053	Bracket 52
110434	Screw (4-40 x 3/16 Fil) 4, 5, 20, 26, 34, 35, 42, 50, 53, 60, 77, 100, 111	124681	Screw, Set (6-40) 9, 112	150054	Bail w/Roller 52
110435	Nut (4-40 Hex) 12, 39, 78	124999	Switch, Sensitive 16	150055	Stud 18, 39
110436	Spring 113	125011	Washer, Flat 7, 9, 11, 12, 14, 17, 20, 21, 22, 24, 25, 31, 35, 41, 42, 52, 53, 59, 60, 62, 68, 73, 74, 75, 77, 89, 91, 92, 95, 105, 106, 108, 109, 111, 112	150056	Arm 27
110437	Spring 29, 71, 112			150059	Bail 52
110743	Washer, Lack 4, 5, 7, 9, 14 to 17, 20, 21, 22, 24 to 27, 31, 33, 34, 35, 37, 39, 41, 42, 44, 45, 48, 49, 50, 52, 53, 58 to 63, 68, 70, 72 to 78, 80, 81, 83, 85, 89 to 92, 94, 95, 100, 101, 105, 106, 108, 111, 112, 113	125015	Washer, Flat 9, 11, 14, 16, 17, 24, 45, 59, 68, 86, 89, 93, 105, 110, 111	150061	Head, Print rammer 52
110839	Spring 15	125124	Screw, Shoulder (4-40) 113	150064	Stud 52
110872	Spring, Compression 35	125126	Screw (2-56 x 9/32 Fil) 92	150065	Bracket, Stop 52
110879	Spring 93	125238	Spring 35	150068	Arm 52
111017	Screw (6-40 x 5/16 Fil) 15, 113	125268	Spring 87, 97	150075	Latch, Type Box 25
111342	Spring 93	125802	Washer, Flat 21, 35, 60	150077	Spring 54, 115
111355	Spring, Compression 11, 12	126815	Screw (2-56 x 15/64 Hex) 105, 106	150078	Nut, Shoulder (4-40 Hex) 53
112223	Screw, Shoulder (6-40) 112			150079	Stud 53
112509	Insulator (.031" Thk) 98, 101			150080	Screw, Shoulder (2-56) 25
112626	Nut (10-32 Hex) 4, 11, 16, 22, 24, 31, 35, 42, 68, 89, 115			150089	Screw (4-40 x 1/2 Fil) 35, 45, 69, 105, 106
				150091	Gear (27T) 26
				150096	Roller Assembly, Pressure 9
				150097	Bar, Cross 10
				150098	Bail, Pressure 10, 115
				150099	Guide, Rear Paper 10
				150100	thru
				150162	Pallet, Type 54

NUMERICAL INDEX (Continued)

Part Number	Description and Page Number	Part Number	Description and Page Number	Part Number	Description and Page Number
150175	Stud 37	150356	Lever, Trip 29, 30	150547	Shaft 58, 59
150184	Link 35	150358	Lever, Trip 29	150549	Collar 26
150193	Hub 35	150361	Spacer (.277" Thk) 29, 90	150553	Bushing, Insulating 60
150194	Plate 35	150363	Plate 22	150554	Plate 33, 94
150196	Bail 35, 95	150364	Stud, Eccentric 26	150557	Bracket 13, 79
150197	Stud 31	150365	Shaft, Rocker 22	150558	Spring, Torsion 37
150202	Gear (18T) 35	150366	Bracket 22	150559	Spring, Torsion 37
150203	Retainer 35	150367	Bracket 24	150561	Arm 11, 13, 79
150206	Spacer (.412" Thk) 31	150369	Link, Left 22	150563	Spring 39
150208	Bail, Left 37	150370	Link, Right 24	150569	Guide, Left 6
150214	Stud, Bearing 11	150371	Slide 60	150571	Plate, Spacing 60
150215	Block, Guide 37	150377	Arm 11	150572	Separator (.105" Thk) 60
150218	Bushing 37	150380	Stud 24	150573	Separator (.075" Thk) 60
150219	Screw (4-40 x 1/2 Sq) 33	150382	Block, Guide 22, 24	150576	Spring, Contact 60
150224	Pulley 33	150383	Spacer (.149" Thk) 22	150579	Guide, Right 6
150225	Rope, Draw Wire 31	150384	Spacer (.245" Thk) 24	150585	Bar, Line Feed 21
150228	Spacer (.035" Thk) 35	150386	Link, Left Ribbon Drive 22, 106	150586	Lever 21
150229	Retainer 35	150387	Link, Right Ribbon Drive 24, 105	150587	Spring, Contact 60
150230	Plate 52	150390	Bushing 23, 25	150588	Spring, Contact 60
150232	Retainer, Oil 37	150391	Spacer (.095" Thk) 28	150598	Track, Printing 37
150233	Roller 35	150392	Bail 11, 12	150642	Bellcrank 20, 21
150234	Roller 35	150395	Screw, Shoulder (6-40) 22, 24	150646	Screw, Shoulder (6-40) 20
150235	Slide, Transfer 35	150396	Lever, Left 14, 22, 97, 109	150647	Eccentric 21, 112
150237	Lever, Escapement 33	150397	Lever, Right 24	150648	Eccentric 21, 112
150241	Spring 26, 27	150398	Stud, Pivot 17	150649	Washer, Spacing 21, 112
150244	Link 26	150399	Shaft 11, 12	150650	Bushing 21
150245	Bracket 37	150401	Clamp 22	150651	Gear (28T) 21, 80
150247	Link 37, 38	150410	Stud 22	150652	Screw (4-40 x 37/64 Fil) 21, 98
150251	Wheel, Ratchet 31	150411	Washer, Flat 24	150654	Guide 4
150255	Bushing 33	150412	Arm, Left Follower 22	150656	Handwheel 21, 70 80
150263	Bail 37, 38	150413	Arm, Right Follower 24	150658	Gear (21T) 21
150265	Shaft 9	150414	Bushing 17	150665	Gear (42T) 28
150266	Lever, Guide 9, 115	150419	Shaft 17	150666	Gear (28T) 21
150267	Clamp 9	150420	Lever, Right 24	150668	Collar, Spacing 35
150269	Roller, Pressure 9, 115	150423	Stud, Pivot 17	150669	Shim (.002" Thk) 35
150270	Link 9	150424	Blade, Stripper 23, 58	150670	Shim (.004" Thk) 35
150271	Arm, Release 9	150425	Lever, Lock 22, 24	150672	Bearing 35
150274	Bracket, Clamp 9	150428	Lever, Left 22	150673	Shaft 35, 90
150276	Lever 9	150429	Stud, Eccentric 22, 24	150677	Pawl, Feed 35
150285	Bar, Tie 51, 115	150431	Lever, Trip 29, 89	150678	Pawl, Feed 35
150288	Bracket 50	150432	Washer, Flat 106	150685	Plate 9, 108, 112
150289	Stud 50	150434	Bail, Transfer 13	150687	Stud 42
150291	Slide 60	150436	Bushing 9, 20, 35, 49, 107	150689	Block, Guide 58
150293	Plate, Retaining 50	150438	Bellcrank 35, 85, 115	150691	Link 34
150296	Fork, Code Bar 60	150440	Hub 26	150692	Link 34
150298	Bushing 60	150441	Gear (21T) 26	150694	Slide 35
150301	Plate, Retaining 50	150444	Lever, Trip Shaft 29	150705	Bushing 33
150302	Shim (.006" Thk) 50	150447	Arm 39	150709	Spacer 33
150304	Bracket, Guide 50	150450	Arm 39	150710	Screw (6-40 x 1-1/4 Fil) 33
150310	Lever, Ribbon 49	150451	Link 41	150711	Washer, Flat 92
150311	Lever, Ribbon 48	150452	Bearing 39	150712	Rope, Draw Wire 31
150318	Stud 21, 112	150453	Shaft 39	150714	Bearing, Sleeve 21
150327	Roller, Ribbon 48, 49	150471	Stud 39, 92	150715	Gear (32T) 21
150335	Gear (12T) 49	150479	Stud 42	150718	Platen 21
150336	Bushing 35, 48, 49, 105, 106	150481	Shaft 39, 77	150719	Retainer 21
150341	Post, Spring 4	150482	Plate 39	150720	Retainer 20, 21
150342	Screw, Shoulder (6-40) 20, 21	150507	Spring 39	150721	Arm 33
150343	Lever 49	150525	Bracket 41	150722	Arm 33
150344	Lever 48	150531	Plate, Clamp 34, 115	150726	Link, Left 34
150348	Shaft 29	150535	Spring, Compression 50	150727	Link, Right 35
150349	Arm, Follower 29	150536	Spring 35	150728	Rail 33
150350	Shaft 29, 71, 90	150537	Ball, Bearing 35, 50	150731	Slide 35
150351	Stud, Eccentric 4	150538	Cylinder, Dashpot 35	150732	Slide, Bottom 35
150352	Bushing 29	150543	Screw (3-48 x 13/32 Fil) 58	150733	Slide, Top 35
150353	Stud 4	150544	Handle 58, 59	150738	Guide 35
150354	Arm, Trip 30	150545	Bracket, Right 5	150740	Plate 38
150355	Lever, Latch 29, 30	150546	Bracket, Left 4, 15, 98	150746	Bushing 35

NUMERICAL INDEX (Continued)

Part Number	Description and Page Number	Part Number	Description and Page Number	Part Number	Description and Page Number
150748	Stud 37,38	150973	Pallet, Dummy 54, 68, 72, 96	151657	Screw (6-40 x 1/4 Fil) 4, 5, 9, 11, 13, 17, 19, 20, 24, 33, 35, 36, 39, 42, 48, 49, 50, 59, 60, 77, 80, 91, 95, 107, 108
150750	Plate 33	150975	Cup, Dashpot 35	151658	Screw (6-40 x 5/16 Fil) 7, 11, 12, 15, 16, 17, 20, 21, 22, 31, 32, 35, 37, 39, 45, 49, 68, 77, 79, 89, 105, 106, 108
150751	Block, Guide 33	150978	Screw (6-40 x 1-1/8 Fil) 15, 39, 46, 90	151659	Screw (6-40 x 1/2 Fil) 49
150752	Stud 37	150986	Pawl Assembly, Spacing 35	151660	Screw (6-40 x 7/8 Fil) 73, 99, 103
150753	Roller 37	150987	Spacer (.090" Thk) 35	151661	Screw (6-40 x 1 Fil) 35
150754	Roller 37	150990	Washer, Felt 17, 18, 36, 39, 41	151667	Roller 41
150755	Stud 37	150991	Washer, Felt 19	151668	Roller 39, 41
150757	Arm 38, 115	150992	Stud 9	151669	Stud 41
150758	Pulley 37	150998	Spacer (.020" Thk) 21	151670	Bracket 41
150770	Bellcrank 35	151036	Screw, Shoulder (4-40) 113	151676	Shim (.010" Thk) 41
150771	Bellcrank 35	151073	Screw (4-40 x 5/32 Fil) 21, 81, 83, 95	151683	Box Assembly, Type (RE) 55
150776	Lever, Lock 37	151103	Spring 42, 43	151685	Screw (4-40 x 5/16 Fil) 17, 24, 26, 29, 31, 33, 35, 60, 71, 93
150777	Bail ,Right 37	151152	Screw (4-40 x 3/16 Hex) 14, 33, 39, 40, 50, 52, 75, 85, 105, 106, 112	151686	Screw (4-40 x 3/8 Fil) 9, 35, 45, 91, 108
150780	Screw (6-40 Spl) 4, 103, 114	151182	Washer, Insulating 92	151687	Screw (4-40 x 7/16 Fil) 60, 92
150781	Stud 11, 13	151222	Washer, Felt 18, 39, 59	151688	Screw (4-40 x 5/8 Fil) 26, 45, 59, 77, 90, 98, 112
150796	Disk 31	151223	Screw, Shoulder (4-40) 25	151689	Screw (4-40 x 3/4 Fil) 9, 27, 62, 63, 91, 101
150798	Ratchet 31	151329	Switch, Sensitive .69, 74	151690	Screw (10-32 x 5/16 Fil) 26, 103
150800	Stud 33	151336	Oiler 42, 43	151691	Screw (10-32 x 3/8 Fil) 15, 90
150803	Spring , Flat 9	151346	Screw (6-40 x 3/8 Fil) 4, 11, 17, 18, 20, 21, 26, 31, 32, 35, 48, 91, 93, 96, 99, 101, 103, 111	151692	Screw (6-40 x 3/16 Fil) 4, 5, 9, 11, 13, 29, 33, 35, 36, 44, 48, 52, 59, 78, 79, 80, 82, 83, 113
150804	Finger, Right Paper 9	151354	Screw (2-56 x 15/32 Fil) 4, 74, 102, 113	151693	Screw (6-40 x 9/16 Fil) 26, 49, 68, 99
150805	Shim (.012" Thk) 33	151362	Wick, Felt 37	151695	Screw (6-40 x 5/8 Hex) 52
150806	Plate 33	151442	Screw (6-40 x 1/2 Hex) 4, 22, 40, 102, 110	151698	Spring ,Torsion 34
150807	Oiler, Felt 33	151443	Eccentric 52	151700	Screw, Shoulder (6-40) 37
150809	Gear (32T) 21	151572	Washer, Lock 36	151701	Spring, Torsion 42
150811	Stud 24	151602	Plate 22, 24	151702	Nut (4-40 Hex) 58
150815	Bushing 9	151603	Spacer 24, 45	151703	Pin 9
150816	Lever 9	151604	Block, Guide 22, 24	151709	Arm 52
150821	Spacer (.156" Thk) 48	151606	Screw (10-32 x 1/4 Hex) 18, 35	151713	Spring ,Torsion 13, 76
150824	Track 24	151607	Retainer, Spring 47	151714	Spring 42
150826	Guide, Left Paper 9	151610	Washer, Flat 26, 52, 80	151715	Spring 47
150827	Drum, Spring 31	151611	Bushing 52, 102	151721	Screw (6-40 x 3/4 Hex) 4, 17, 39, 92, 102, 110
150830	Bushing, Shoulder 26, 28	151612	Spacer 52	151722	Screw (6-40 x 3/16 Hex) 14, 29, 33, 45, 51, 71, 75, 80, 82, 93, 96, 98, 101, 103, 105, 109, 110
150831	Ring, Retaining 26, 28	151618	Screw (6-40 x 7/16 Fil) 4, 16, 31, 32, 45, 50, 68, 74, 78, 79, 83, 89, 102	151723	Screw (10-32 x 3/8 Hex) 35, 100
150833	Platen Assembly 21	151619	Bushing 31	151728	Spring 26, 27
150838	Ring, Retaining 31, 87	151625	Strip 37	151731	Screw (4-40 x 7/8 Fil) 21
150840	Bracket, Guide 9	151626	Terminal 45, 46, 109, 113	151732	Screw (4-40 x 11/32 Fil) 26, 74, 80
150841	Bearing 26, 28	151627	Rod 17, 83	151733	Screw (4-40 x 9/16 Fil) 27
150843	Plate ,Hook 31	151629	Nut (6-40 Lug) 20, 29, 39, 77, 92, 103, 111	151734	Screw (4-40 x 3/8 Hex) 24
150889	Lever, Trip 30	151630	Screw (6-40 x 1/4 Hex) 11, 12, 14, 15, 20, 24, 26, 27, 33, 35, 37, 39, 42, 48, 50, 52, 69, 71, 90, 93, 97, 98, 106, 108, 110, 112	151736	Spring 26, 28
150891	Block 24	151631	Screw (6-40 x 5/16 Hex) 12, 31, 39, 45, 73, 76, 97, 98, 105, 106, 109, 114	151737	Screw (4-40 x 11/64 Hex) 26, 27, 89, 91
150895	Arm, Trip 29	151632	Screw (6-40 x 3/8 Hex) 14, 20, 22, 23, 24, 25, 26, 33, 40, 71, 72, 78, 80, 93, 97, 100	151738	Screw, Identification (4-40) 53
150900	Bail, Detent 4, 114	151637	Screw (4-40 x 1/4 Fil) 4, 12, 14, 16, 20, 21, 22, 25, 31, 35, 45, 48, 49, 58, 59, 68, 70, 72, 73, 74, 75, 76, 79, 89, 101, 105, 106	151739 ^l	Screw, Identification (6-40) 59
150902	Lever 6, 102	151640	Lever, Shoe, Release 27	151794	Washer, Spring 26, 28
150903	Block, Left Paper Spindle 17	151642	Screw (6-40 x 3/4 Fil) 16, 26, 27, 68, 84, 99, 103	151797	Cable 64
150904	Block, Right Paper Spindle 17	151644	Spring 22, 24	151799	Modification Kit 2, 73
150907	Spindle, Paper 17				
150909	Screw, Shoulder (6-40) 33				
150910	Latch, Right 73				
150911	Bushing, Shoulder 21				
150912	Screw, Shoulder (6-40) 21				
150913	Bail 13				
150915	Blade, Stripper 13, 58				
150923	Washer, Felt 29, 37, 52				
150926	Washer, Felt 12, 33				
150927	Oiler, Felt 33				
150929	Oiler, Felt 33				
150930	Washer, Felt 11				
150931	Spacer (.040" Thk) 28				
150932	Bushing, Shoulder 48, 49, 100				
150935	Latch 73				
150937	Lever 49				
150953	Slide Assembly 34, 115				
150961	Bushing, Eccentric 4, 20				
150963	Plate, Retaining 60				
150969	Spring ,Torsion 4, 20				
150970	Bearing, Ball 26, 80				
150971	Cable 64				

NUMERICAL INDEX (Continued)

Part Number	Description and Page Number	Part Number	Description and Page Number	Part Number	Description and Page Number
151819	Jumper (3" Black) 45	152441	Washer, Flat 42, 92	152579	Track 33
151880	Nut (4-40 Hex) 24, 35, 71, 91, 93, 97, 109	152445	Spring, Compression 42	152580	Frame, Right Side 5
151930	Box Assembly, Type (RA) 55	152447	Shaft 27, 90	152582	Shaft 49
151931	Box Assembly, Type (RC) 55	152450	Cam, Selector 27	152583	Bearing, Sleeve 39
151937	Box Assembly, Type (RD) 55	152453	Clutch Asm, Selector Cam 27	152584	Lever 39
151938	Box Assembly, Type (RN) 55	152456	Holder, Wick 39	152585	Lever 39
151941	thru	152457	Wick, Felt 39	152586	Bracket 35, 95
151953	Pallet, Type 54	152458	Shield, Terminal 45, 47	152587	Drum, Spacing 32
152089	Latch 61, 104	152461	Bracket 45	152588	Arm 32
152121	Lever, Function 61, 104	152462	Latch, Right 45, 74, 79	152589	Clamp 22
152127	Clip 58	152463	Latch, Left 45, 74, 79	152590	Lever, Cutout 32
152129	Spring 52	152464	Insulator (.062" Thk) 45, 74	152591	Arm, Automatic CR & LF 32
152140	Bail 11	152466	Connector, Receptacle (20 Pt) 86	152592	Guide 33
152142	Lever Assembly 68	152467	Connector, Plug (20 Pt) 45, 79	152593	Housing, Bearing 24
152147	Bearing, Ball 24	152468	Cable W/Terminals 45	152595	Slide 33
152254	Wick, Felt 22, 24, 38	152501	Guide, Ribbon 25	152596	Slide, Shift 35
152255	Bar w/Retainer 50	152502	Modification Kit To provide a Type Box Alignment Adjustment 24, 25, 115	152598	Plate, Left 38
152256	Bar, Code 50	152503	Link 25	152599	Plate, Right 38
152257	Spring 50	152505	Stud 33	152606	Rail Assembly, Oscillating 33
152298	Lever, Function 61, 104	152507	Roller, Detent 33	152614	Track Assembly 33
152299	Lever, Function 61	152508	Bracket, Right 33	152616	Clutch Assembly, Function 28
152302	Modification Kit 2, 68	152509	Bracket, Left 33	152626	Bracket, Left 58
152303	Modification Kit 2, 69	152510	Lever, Detent 33	152627	Bracket, Right 58
152304	Modification Kit 2, 71, 72	152511	Guide 33	152629	Washer, Friction 48, 49, 105, 106
152312	Modification Kit 2, 76	152514	Bail 11	152630	Shaft, Ribbon Spool 48, 49
152315	Modification Kit 2, 73	152515	Lever, Space Trip 11, 12	152633	Plate, Mounting 60
152317	Modification Kit 2, 74	152516	Slide 11	152634	Washer, Flat 35, 85
152337	Modification Kit 2, 75	152517	Arm, Trip Lever 30, 84, 95	152635	Lever, Transfer (#1) 39
152340	Modification Kit 2, 77	152518	Bail 11	152636	Lever, Transfer (#2) 39
152345	Modification Kit 3, 78	152521	Slide 34	152637	Lever, Transfer (#3) 39
152348	Modification Kit 3, 85	152523	Spring 48, 49, 105, 106	152638	Lever, Transfer (#4) 39
152350	Modification Kit 3, 79	152524	Bracket 48, 49, 105, 106	152639	Lever, Transfer (#5) 39
152357	Stud 61	152525	Hub 48, 49, 105, 106	152640	Lever, Transfer (#C) 39
152359	Arm 11, 16, 68	152526	Plate, Right 48, 105	152641	Lever, Function 61, 68, 89, 96
152360	Sleeve 16, 68	152527	Plate, Left 49, 106	152642	Lever, Function 61, 72, 104
152400	Plate, Selector Mounting 42, 74	152528	Ratchet, Left Ribbon 49, 106	152643	Guide 58
152401	Guide 42	152529	Ratchet, Right Ribbon 48, 105	152644	Bracket 49
152402	Guide, Selector Lever 42	152536	Bail 37	152646	Lever, Left Reversing 49
152403	Bracket, Guide 42	152537	Clamp 26, 80	152647	Lever, Right Reversing 48, 105
152404	Bracket, Spring 42	152538	Plate, Front 35, 92, 95	162648	Stud 48
152406	Bracket, Spring 42	152539	Guide 9, 77, 78	152651	Plate, Guide 58, 59
152407	Lever, Spacing Lock 42	153541	Arm, Left 23	152652	Bar, Guide 58, 59
152409	Lever, Selecting 42	152542	Arm, Right 25	152653	Pawl, Function 61, 68, 72, 89, 96, 104
152410	Bail, Reset 42	152543	Link 18	152654	Plate, Guide 60
152411	Lever, Push 42	152545	Lever 11, 12	152655	Plate, Adjusting 60
152412	Link 42	152546	Bracket 39, 92	152656	Stud 60
152413	Bracket 47, 115	152547	Shaft 58, 59	152658	Plate 60
152415	Stud, Adjusting 45	152548	Bar, Shift 50	152659	Lever, Function 61
152420	Lamination, Magnet 45	152549	Bar, Code 51	152660	Plate, Spring 61, 68, 72, 89, 96, 104
152421	Bracket, Shield Mounting 45	152550	Clamp 22	152662	Shaft 39
152422	Armature 47, 115	152551	Bar, #4 & #5 Code 50	152663	Guide 39
152423	Bracket, Armature Stop Mounting 45	152552	Bar, #3 Code 50	152665	thru
152424	Plate, Stop 47, 115	152554	Bar, Auto LF & CR Code 51, 115	152704	Bar, Function 65, 66
152425	Post, Spring 45, 107	152555	Shaft 18	152708	Lever, Keyboard Lock 13, 79
152426	Nut, Self-Locking (6-40 Hex) 45	152559	Plate, Front Pallet Box 54	152711	Bracket 13
152427	Latch w/Hub 42	152560	Plate, Rear Pallet Box 115	152716	Bail 18
152429	Rack, Sector 42	152563	Bracket 11, 12	152717	Arm 28
152432	Arm, Stop 42	152569	Linkage 38, 115	152721	Bar, Code 51, 115
152434	Plate 44, 115	152570	Linkage 38, 115	152723	Spring 9
152435	Stud 44	152571	Spacer (.250" Thk) 49	152724	Spring 38
152436	Knob, Range Scale 42	152572	Bracket 14, 15, 50, 76, 109	152725	Spring 9
152437	Spacer (.125" Thk) 44	152573	Retainer 27	152726	Bushing 26, 29
152438	Bail, Stop Arm 42, 110	152574	Plate 50	152742	Box Assembly, Type (RG) 55
152439	Shaft 44, 115	152575	Bracket 50	152752	Box Assembly, Type (RH) 55
152440	Bushing 44	152576	Bracket 50		

NUMERICAL INDEX (Continued)

Part Number	Description and Page Number	Part Number	Description and Page Number	Part Number	Description and Page Number
152818	Lever, Left Detent 49	153193	Lever 16, 68	153326	Blade 18
152819	Lever, Right Detent 48	153194	Bail 16, 68	153335	Plate 37
152820	Lever, Left Feed 49, 106	153195	Plate 68	153337	Bushing 37
152821	Lever, Right Feed 48	153196	Handwheel 16, 68, 70, 88, 89	153340	Spring, Left Torsion 37
152823	Bracket, Left 12, 49	153198	Gear (48T) 70, 88	153341	Spring, Right Torsion 37
152824	Bracket, Right 48	153199	Gear (51T) 70, 88	153342	Screw (6-40 x 15/16 Hex) 72
152826	Pin, Detent 48, 49, 105, 106	153200	Gear (54T) 70, 88	153343	Bushing, Eccentric 72
152827	Bracket, Left Spool 49	153201	Gear (57T) 70, 88	153345	Arm w/Stud 72
152828	Bracket, Right Spool 48	153202	Gear (60T) 70, 88	153346	Pawl 72
152831	Clip 4, 5	153203	Gear (66T) 70, 88	153347	Bracket 72
152832	Shaft 9, 77	153204	Gear (72T) 70, 88	153350	Shaft 72
152834	Spring, Torsion 48, 49	153205	Gear (78T) 70, 88	153351	Clip, Stop 72
152871	Spring 21	153206	Gear (84T) 70, 88	153352	Spring, Torsion 72
152881	Box Assembly, Type (RB) 55	153207	Gear (90T) 70, 88	153355	Bracket 72
152887	Screw (4-40 x 1/2 Hex) 26, 27, 28	153208		153356	Arm 72
152888	Screw (4-40 x 7/16 Hex) 28		thru	153358	Bracket w/Stud 72
152889	Plate, Retaining 59	153217	Disk 70	153359	Arm, Slide 71
152890	Washer, Flat 35	153229	Bushing, Shoulder 80	153360	Stud 71, 93
152891	Spring 42, 50	153230	Bar, Line Feed 80	153361	Post 71, 93
152893	Screw (4-40 x 1/4 Hex) 11, 12, 14, 15, 16, 17, 22, 41, 42, 59, 68, 75, 94, 105, 106, 108, 109, 112	153231	Bar, Line Feed 80	153364	Lever w/Bushing 71, 93
152896	Cable 64	153233	Guide 80	153365	Arm, Cam 71, 93
152897	Guide, Bail Lever 44	153234	Lever 80	153367	Arm 29, 71, 93
152913	Modification Kit 77	153235	Plate 26, 80	153368	Bail, Follower 29, 71
152915	Modification Kit 3, 80	153236	Gear (42T) 26, 80	153375	Arm, Slide 71, 93
152917	Modification Kit 3, 95	153237	Arm 80	153377	Bracket w/Studs 71, 93
152927	Bushing 16, 68, 89	153239	Roller 80	153378	Plate w/Pin 71, 74
152937	Plate 16	153240	Retainer, Bearing 80	153379	Plate, Insulating 74
152938	Spacer (.125" Thk) 16, 68, 89	153241	Link 80	153380	Bracket 69, 74
152943	Screw, Special (10-32) 16, 68, 89	153242	Bracket 80	153382	Bail, Transfer 11, 12, 71
152985	Bail 16, 68	153254	Bracket 95	153383	Arm, Bail Extension 11, 71
153071	Slide 60	153255	Bail 11, 12, 95	153385	Plate 72
152073	Link 60	153256	Bracket 35, 94, 95	153386	Cable 74
153074	Link 60	153257	Bail 95	153387	Cable 69
153076	Bushing, Shoulder 77	153258	Bushing 95	153396	Plate 76
153077	Bellcrank 77	153259	Arm 95	153409	
153078	Bushing, Shoulder 77	153260	Plate 95		thru
153079	Bushing, Bearing 77	153261	Bushing, Threaded 95	153435	Bar, Function 65, 66
153080	Shaft 77	153262	Arm 95	153436	Bar, Function 65, 67
153081	Lever 77	153263	Arm, Stop 95	153437	Bar, Function 65, 67
153082	Lever 77	153267	Washer, Felt 80, 110	153438	Bar, Function 65, 66
153083	Bracket 77	153287	Spring 80	153440	Bar, Function 65, 66, 96
153084	Spacer (.260" Thk) 60	153288	Spring 95	153442	Screw (10-32 x 1/2 Hex) 17, 91, 92, 98
153139	Box Assembly, Type (RJ) 55	153291	Arm 59		Detent 42
153158	Plate, Nut 16, 69	153292	Plate 27	153489	
153159	Cable Assembly 69, 98	153293	Spacer, Clutch 27	153491	Plate 44, 115
153160	thru	153294	Cam 59	153508	Box Assembly, Type (RS) 55
153169	Bar, Function 65, 66	153295	Shaft 59	153510	Box Assembly, Type (RU) 55
153172	Spring 33	153296	Eccentric 27	153513	Box Assembly, Type (RW) 55
153173	Plate, Clamp 33	153298	Bracket, Right 59	153514	Box Assembly, Type (RY) 55
153174	Link, Left 33	153299	Bracket, Left 59	153516	Box Assembly, Type (RZ) 55
153175	Link, Right 33	153300	Arm 27	153518	Box Assembly, Type (WA) 56
153180	Link, Right 33	153301	Arm 59	153520	
153181	Link, Left 33	153302	Blade, Stripper 59		thru
153183	Slide 33, 115	153303	Slide, Stripper 59	153528	Bar, Function 65, 66
153184	Post 45	153304	Bushing, Shoulder 4, 102	153529	Bar, Function 66
153185	Gear (3/16, 6, 8, 89)	153305	Spring, Torsion 11	153530	Plate 24, 25
153186	Arm, Slide 58	153310	Bail 11	153531	Plate, Adjusting 24
153188	Screw, Spooler (6-40) 16, 68	153311	Arm 11	153532	Screw, Adjusting (4-40) 24
153189	Spring, Compression 16, 68, 89	153312	Lever 4, 102	153534	Washer, Flat 7, 98
153190	Arm 16, 68	153314	Bracket 11, 79	153538	Screw (6-40 x 7/16 Hex) 105, 110
153191	Pointer 16, 68, 89	153315	Bracket 50, 85		
153192	Spring, Torsion 16, 68, 89	153317	Bracket 13, 115	153550	Link 17
		153318	Shaft 59	153553	Roller 17
		153319	Bar, Code 50, 85	153554	Bracket w/Stud 19
		153321	Bracket, Tie 50, 75	153558	Link 17
		153322	Guide 59, 77	153560	Shaft 19, 115
		153323	Ring, Spacer 27	153562	Shaft 19

NUMERICAL INDEX (Continued)

Part Number	Description and Page Number	Part Number	Description and Page Number	Part Number	Description and Page Number
153563	Bracket 78	153721	Arm 81	154253	Stud 35
153564	Lever 78	153722	Arm 81	154290	Ring, "O" 20
153565	Pin 12, 78, 83	153751	thru	154310	Spring 31
153566	Bracket 12, 14, 75	153767	Platen, Rubber 20, 115, 116	154320	Finger, Left Paper 20
153569	Arm, Trip 14, 29, 97	153771	thru	154323	Cam, Eccentric 87
153570	Arm, Suppression 14, 75, 97	153787	Bracket, Guide 81	154324	Cam, Eccentric 87
153573	Bail 17, 19, 83, 115	153791	Shaft 20	154332	Shaft 48, 49
153574	Roller 19	153794	Plate, Adjusting 20, 112	154333	Roller 48, 49
153575	Wick, Felt 12	153795	Slide 60	154334	Modification Kit To Provide Increased Ribbon Height 48, 49
153576	Cam, Function 27	153799	Screw (4-40 x 21/64 Hex) 20	154335	Screw (6-40 x 9/32 Fil) 14
153577	Washer, Felt 17	153800	Cam 49	154349	Spring 43
153579	Bracket, Spring 19	153806	Spring 29	154354	Slide 33
153580	Cam 19	153810	Guide, Ribbon 24	154356	Bail, 24
153581	Handle 59	153815	Clutch Assembly, Function 27	154358	Hub Platen 20, 81, 82, 115
153582	Screw, Shoulder (6-40) 11	153817	Screw (4-40 x 9/32 Hex) 33, 35	154362	Spring, Contact 69, 101
153583	Lever, Trip 29	153819	Washer, Lock 50	154373	Shield, Oil 92
153584	Lever, Latch 29	153820	Frame, Printing Carriage 52	154380	Bracket w/Post 50, 75
153585	Clamp 19	153823	Collar 27	154389	Cam, Eccentric 35
153586	Guide 4	153824	Clamp 27	154394	Post, Spring 50
153587	Guide 5, 74	153830	Guide, Rear 111	154516	Rotchet 87
153588	Solenoid 12, 78, 83	153839	Shaft 59	154519	Lever, Latch 20
153592	Cable 64	153839	Screw (6-40 x 5/8 Hex) 17, 20, 24, 29, 45, 111	154536	thru
153593	Cable 64	153841	Screw (6-40 x 9/16 Hex) 22, 112	154549	Pallet, Type 54
153594	Cable Assembly 78	153883	Gear (33T) 26, 90	154613	Latch 61, 104
153596	Fork w/Post 60	153884	Gear (11T) 35, 90, 115	154614	Cam, Spacing 26, 71
153598	Pawl, Function 61	153894	Plate 71, 93	154616	Plate, Front Pallet Box 115
153600	Bracket, Spring 50, 75	153896	Bail, Latch 71, 93	154620	Wick, Lubricating 42
153601	Bushing, Shoulder 59	153897	Arm, Trip 71	154621	Retainer, Wick 42
153602	Plate 58	153899	Bracket, Guard 72	154622	Lubricator 42
153603	Nut (6-40 Spl) 51	153904	Modification Kit: To Provide Parts for Improved Range Scale Sector Mounting 42, 115	154623	Ring, Retaining 31
153604	Pawl, Function 61	153906	Modification Kit To Add Trip Shaft Support Bracket 11	154624	Ring W/Roller 31
153605	Bracket 51	153910	Modification Kit 3, 77	154625	Ring 31, 115
153606	Slide, Blocking 59	153911	Modification Kit 3, 83, 84	154626	Ring 31, 85
153608	Fork 60	153912	Modification Kit 2, 76	154627	Drum, Spacing 31
153609	Roller 60	153914	Modification Kit To Add Universal Spacing Drum with Automatic Carriage Return and Line Feed 31	154638	Spring 50
153610	Spindle, Paper 77	153915	Modification Kit 104	154639	Slide 60
153611	Disk, Paper Spindle 77	153916	Modification Kit 104	154642	Slide 60
153615	Lever 77	153917	Modification Kit 104	154643	Box Assembly, Type (RV) 56
153634	Collar 9, 77	153918	Modification Kit 104	154645	Spacer 17
153643	Slide 60	153919	Modification Kit 3, 79	154646	Lever, Function 61
153644	Stud 60	153927	thru	154647	Lever, Function 61
153645	Plate, Guide 60	153936	Modification Kit 70	154649	Arm 79
153646	Bushing 60	153936	Modification Kit 70	154650	Clip 50
153647	Plate 60	153945	Modification Kit 3, 85	154666	thru
153652	thru	153946	Modification Kit To Add an Improved Oscillator Shift Knee Link Assembly 37, 115	154669	Shaft 59
153667	Guide, Form 81	153947	Modification Kit To Add an Improved Oscillator Shift Knee Link Assembly 33	154670	Screw (6-40 Spl) 72, 94
153670	Lever, Function 61	153949	Modification Kit To Add an Improved Magnet Bracket 45	154671	Bracket 72, 94
153676	Bail, Design 20, 98	153950	Modification Kit To Add Bracket to "O" Code Bar 85	154672	Bracket, Clip Stop 72
153678	Bracket w/Shaft 20, 107	153975	Cable 64	154673	Cable 4, 64
153682	Bracket, Right 20	154051	Screw, Shoulder (6-40) 68, 89	154688	Spring 17
153683	Bracket, Left 20, 81, 82	154127	Nut (6-40 Hex) 7, 114	154691	Clip 59
153685	Arm w/Hub 20			154692	Clip 59
153686	Bearing, Right 20			154694	Disk, Clutch Cam 26, 27, 110
153687	Bearing, Left 20			154698	Wick, Felt 71, 93
153689	Gear (33T) 20			154723	Modification Kit To Provide Parts for Improved Range Scale Sector Mounting 42, 115
153690	Gear (28T) 20			154727	Modification Kit 2, 74
153692	Gear (33T) 20			154742	Modification Kit 3, 70, 85, 88
153695	Pin 20			154753	Modification Kit 2, 73, 102
153696	Spring 20			154755	Modification Kit 3, 86
153697	Bracket 20			154755	Modification Kit 3, 56, 87
153698	Cam, Feed 20			154760	thru
153699	Cam, Feed 20			154769	Modification Kit 88
153700	Hub, Platen 20, 115				
153701	thru				
153717	Modification Kits 116				

NUMERICAL INDEX (Continued)

Part Number	Description and Page Number	Part Number	Description and Page Number	Part Number	Description and Page Number
154770	Modification Kit 3, 89	155296	thru	155755	Sleeve, Insulating (11/64 ID x 5/8" Lg) 59
154771	Modification Kit 89	155300	Bar, Function 65, 66	155756	Nut (4-40 Spl) 68
154778	Modification Kit 3, 90, 91	155306	thru	155757	Gear (28T) 68
154780	Modification Kit 2, 69	155307	Bar, Function 65, 66	155758	Gear (66T) 70
154785	Modification Kit 3, 92	155311	thru	155759	Gear (48T) 70
154789	Modification Kit To Provide Replacement Parts for the 153560 Shaft and Associated Parts 17, 115	155315	Bar, Function 65, 66	155763	Modification Kit 2, 68
154792	Modification Kit 3, 56, 87	155326	thru	155765	Modification Kit 70
154798	Modification Kit 3, 111	155330	Bar, Function 65, 66	155767	Slide 60
154872	Bracket 5, 74, 79	155336	thru	155784	Cable 64
154873	Connector, Receptacle (2 Pt) 86	155340	Bar, Function 65, 66	155788	Spring 92
155000	Cable 64	155366	thru	155789	Cable Assembly 92
155021	Plate 70	155370	Bar, Function 65, 67	155790	Contact Assembly 92
155037	Keylever Assembly 72	155432	thru	155791	Link 92
155041	Plate 11	155479	Pallet, Type 56	155792	Arm w/Stud 92
155042	Bracket 11	155483	Pallet, Type 56	155793	Bracket, Mounting 92
155044	Spacer 27	155497	Box Assembly, Type (XK) 55	155795	Insulator (.031" Thk) 92
155047	Disk 27	155565	Arm, Right 20, 111	155796	Shaft 39, 92
155049	Cable 64	155566	Arm, Left 20, 82, 111	155797	Arm, Contact 92
155051	Cable Assembly 3, 86	155581	thru	155798	Block, Terminal 92
155053	Connector, Plug (12 Pt) 86	155584	Spacer 73	155799	Terminal, Plate 92
155060	Slide, Stripper 59	155586	Bracket 39	155852	Arm w/Link 87
155061	Blade, Stripper 59	155587	Link w/Stud 39	155853	Ratchet 87
155066	Cable 64	155588	Plate w/Stud 39	155855	Pawl, Spacing 87
155067	Cable 64	155618	thru	155856	Pawl, Spacing 87
155068	Bracket 76	155673	Pallet, Type 57	155857	Retainer 87
155069	Bracket 76	155693	Box Assembly, Type (WP) 57	155859	Screw (4-40 Spl) 86
155071	thru	155697	Box Assembly, Type (WV) 55	155860	Screw (4-40 x 3/8 Rd) 86
155077	Shaft 59	155699	Box Assembly, Type (WX) 55	155861	Washer, Lock 86
155081	Post, Spring 35	155701	Box Assembly, Type (WY) 55	155864	Shaft, Cam 17
155090	Lubricator Assembly 42	155703	Box Assembly, Type (XA) 55	155865	Stud 17
155091	Lever, Trip 95	155704	Box Assembly, Type (XC) 55	155868	thru
155096	Plate, Range Finder Mtg 42	155705	Box Assembly, Type (XD) 56	155870	Pallet, Type 53, 55
155099	Screw, Shoulder (6-40) 59	155706	Box Assembly, Type (XE) 56	155871	thru
155100	thru	155707	Box Assembly, Type (XF) 56	155876	Pallet, Type 53
155125	Bar, Function 65, 66	155708	Box Assembly, Type (XG) 55	155877	Pallet, Type 53, 55
155126	Bar, Function 65, 67	155709	Box Assembly, Type (XH) 57	155878	Pallet, Type 53, 55
155127	thru	155710	Box Assembly, Type (XJ) 55	155879	Pallet, Type 53
155130	Bar, Function 65, 66	155713	Clip 61	155880	Pallet, Type 53
155131	Bar, Function 65, 67, 89	155714	Bracket 69	155884	thru
155132	Bar, Function 65, 66	155715	Stud 69	155891	Pallet, Type 57
155133	Bar, Function 65, 67	155716	Plate w/Pin 93	155895	Pallet, Type 57
155134	Bar, Function 65, 67, 68, 89	155721	Contact Assembly 69	155896	Finger, Left Paper 20, 111
155135	Bar, Function 65, 67, 72	155736	Lever, Function 61	155897	Finger, Right Paper 20, 111
155141	thru	155737	Lever, Function 61	155913	Block, Contact 63
155145	Bar, Function 65, 67	155738	Bail, Blocking 61	155915	Plate, Contact 63
155159	Bar, Function 65, 66	155749	Cable 64	155916	Plate, Contact 63
155176	thru	155750	Sleeve, Insulating (3/32 ID x 1/2" Lg) 15, 59, 69, 90, 91, 98, 107, 113	155917	thru
155180	Bar, Function 65, 67	155751	Sleeve, Insulating (1/8 ID x 1" Lg) 15, 45, 46, 59, 69, 78, 92, 106	155925	Switch Assembly 63, 115
155191	thru	155752	Sleeve, Insulating (5/64 ID x 1/2" Lg) 59	155933	Plate, Guide 60
155218	Bar, Function 65, 66	155753	Sleeve, Insulating (1/8 ID x 1/2" Lg) 45, 59, 69	155934	Plate 60
155219	Bar, Function 65, 66	155754	Sleeve, Insulating (1/16 ID x 1/2" Lg) 59, 109	155935	Fork w/Post 60
155246	Bar, Function 65, 67			155936	Fork w/Post 60
155247	Bar, Function 65, 67			155937	Fork w/Post 60
155248	thru			155938	Slide 60
155250	Bar, Function 65, 66			155939	Slide 60
155286	thru			155940	Slide 60
155290	Bar, Function 65, 66			155941	Slide 60
155294	Bar, Function 65, 66			155942	Slide 60
				155946	Slide 60
				155948	Slide 60
				155954	Switch, Sensitive 4, 102, 113
				156057	Washer, Flat 112

NUMERICAL INDEX (Continued)

Part Number	Description and Page Number	Part Number	Description and Page Number	Part Number	Description and Page Number
156093	Washer, Felt 21, 112	157241	Bracket, Roller 17	157723	Pallet, Type 55
156450	Screw (2-56 x 1/2 Fil) 16, 69	157243	Plate 60	157724	Pallet, Type 55
156501	Screw (6-40 x 7/32 Fil) 4, 36	157246	Bracket 59	157725	Pallet, Type 53
156536	Screw (4-40 x 1/8 Fil) 42	157247	Bar W/Post 59	157726	Pallet, Type 53, 55
156558	Washer, Felt 105, 106	157251	Arm w/Pin 73	157727	Pallet, Type 53, 55
156572	Washer, Felt 52	157252	Bushing 73	157728	Pallet, Type 53, 55
156574	Post, Spring 7	157253	Lever 73	157729	thru
156591	Washer, Felt 12	157254	Bracket 73	157779	Pallet, Type 56
156632	Screw (6-40 x 13/32 Hex) 31	157255	Block 73	157780	thru
156663	Bushing, Insulating 92	157257	Block, Left Paper Spindle 73	157788	Pallet, Type 53
156740	Screw (6-40 x 7/32 Hex) 97, 112	157258	Bar w/Post 59	157790	thru
156875	Screw (6-40 x 5/32 Fil) 112	157259	Relay 91	157792	Pallet, Type 55
156880	Jumper (2-3/8" Black) 46	157261	Shaft , Stop Arm 42, 115	157794	thru
156881	Jumper (1-1/2" Black) 46	157262	Bracket, Double Connector 74	157807	Pallet, Type 53
156971	Screw (2-56 x 3/4 Fil) 107	157263	Cable 91	157823	thru
157000	Box Assembly, Type (WB) 55	157264	Cable 91	157829	Pallet, Type 56
157001	Box Assembly, Type (WC) 55	157265	Cable 90	157843	Cam 90
157002	Box Assembly, Type (WD) 55	157269	Cable 64	157844	Plate, Spacer 90
157003	Box Assembly, Type (WE) 55	157271	Bracket 45	157845	Plate 90
157004	Box Assembly, Type (WF) 55	157272	Insulator (.062" Thk) 45, 74	157846	Spacer, Shoulder 90
157007	Box Assembly, Type (WG) 55	157273	Connector, Plug (35 Pt) 45, 64, 74	157847	Bracket, Spring 60
157009	Box Assembly, Type (WH) 55	157274	Clip 59	157849	Lever 60
157011	Box Assembly, Type (WJ) 55	157275	Clip, Spring 59	157850	Lever 60
157013	Box Assembly, Type (WK) 55	157286	Clamp, Platen 20	157851	Plate, Spring 60
157015	Box Assembly, Type (WL) 55	157289	Bar, Cross 9	157852	Arm 60
157017	Box Assembly, Type (WM) 55	157290	Bail, Pressure 9, 10, 115	157854	Plate 60
157018	Box Assembly, Type (WN) 55	157291	Guide, Rear Paper 9	157855	Plate, Guide 60
157030	Box Assembly, Type (WT) 55	157311	Wick, Felt 91	157856	Bracket 91
157031	Disk 84	157398	Bar W/Post 59	157857	Spring , Flat 91
157032	Disk 84	157505	Clutch Assembly , Spacing 26	157858	Extension, Armature 91
157033	Plate, Cam 84	157506	Clutch Assembly , Line Feed 62	157859	Shim (.006" Thk) 91
157034	Lever, Trip 84	157508	Modification Kit 3, 93, 94	157861	Lever, Start 91
157035	Lever , Trip 84	157509	Modification Kit 2, 75	157862	Bracket, Guide 91
157037	Spacer 84	157510	Modification Kit 3, 95	157863	Lever 91
157038	Plate, Mounting 83	157511	Modification Kit 3, 80	157865	Plate 15, 90
157039	Clip, Spring 83	157513	Modification Kit 68	157866	Bracket 15, 90
157040	Bracket 83	157514	Modification Kit 3, 100	157867	Screw, Pilot (4-40) 15, 90
157041	Bail 83	157530	Modification Kit 68, 89	157868	Armature 90
157042	Bracket 83	157600	thru	157869	Spacer (.824" Thk) 15, 90
157043	Bracket, Adjusting 83	157634	Pallet, Type 53	157870	Armature 90
157044	Link 83	157635	Pallet, Type 55	157871	Bracket 15, 90
157045	Cable 83	157636	Pallet, Type 55, 56	157873	Lever 90
157046	Bar 77	157637	thru	157875	Bracket 15, 90
157047	Lever 14, 75	157641	Pallet, Type 55	157877	Bracket 15, 90
157048	Lever 75	157642	Pallet, Type 53, 55, 56	157884	Block, Contact 63
157049	Pin 14, 75	157643	thru	157887	Arm, Contact (NO) 62, 63
157070	thru	157649	Pallet, Type 55	157889	Spring, Contact (NO) 62, 63
157100	Switch Assembly 63, 115	157650	Pallet, Type 53, 55	157890	thru
157101	thru	157651	thru	157893	Plate, Contact 63
157106	Cable 64	157657	Pallet, Type 55	157899	Arm, Contact (NC) 62, 63
157151	Bracket 79	157658	Pallet, Type 53	157948	Keylever Assembly 68, 89
157163	Spring , Compression 83	157659	Pallet, Type 55	157972	Bellcrank 35, 100
157164	Slide 60	157660	Pallet, Type 53, 55	157973	Extension , Transfer 100
157191	Bar, Line Feed 85	157661	Pallet, Type 53	157975	Cable 64
157192	Eccentric 85	157662	thru	157979	Link, Toggle 49
157193	Gear (44T) 85	157675	Pallet, Type 55	157990	Bracket W/Bearing 11, 115
157194	Retainer, Spring 45	157678	Pallet, Type 53, 55	157991	Stud 11, 115
157198	Bail, Detent 85	157715	Pallet, Type 53	157996	Screw (4-40 x 7/32 Fil) 108
157200	Spring 61, 68, 72, 89	157716	Pallet, Type 53, 55	158189	Washer, Felt 37
157205	Lever, Function 61	157717	Pallet, Type 55	158314	Bracket W/Stud 4, 102
157206	Lever, Function 61	157718	Pallet, Type 55	158315	Follower, Bellcrank 4, 102
157207	Lever, Function 61	157719	thru	158316	Plate, Nut 4, 102
157237	Shield , Terminal 45	157722	Pallet, Type 53, 55		
157238	Spring 53, 68, 72, 96, 115				
157240	Spring 61, 68, 72, 89, 96, 104				

NUMERICAL INDEX (Continued)

Part Number	Description and Page Number	Part Number	Description and Page Number	Part Number	Description and Page Number
158317	Insulator, Switch 4, 102, 113	160568	Contact Assembly 98	162573	Retainer 26
158318	Cable 102, 113	160569	Bracket 98	162605	Box Assembly, Type (YF) 55
158334	Spring, Tension 94	160572	Slide, Stripper 59	162636	thru
158335	Stud 35, 93	160573	Blade, Stripper 59	162640	Bar, Function 65, 66
158337	Plate w/Pin 94	160574	Arm w/Stud 89	162728	Arm 11, 89
158339	Arm w/Pin 93	160576	Slide, Stripper 59, 89	162729	Bar, Guide 11, 12, 16, 71, 79, 83, 89, 93, 95, 96
158340	Bracket, Stop 94	160577	Blade, Stripper 59, 89	162847	Modification Kit 68
158341	Plate, Stop 88, 94	160578	Sleeve, Pinion 89	163146	Modification Kit 3, 101, 109
158342	Arm 94	160584	Shield, Insulating 91	163147	Contact Assembly 101
158343	Bracket, Spring 94	160585	Shield, Insulating 91	163148	Shaft 101
158344	Nut, Shoulder (6-40) 93	160586	Spring, Contact 91	163150	Collar 101
158346	Lever W/Hub 93	160587	Spring, Contact 91	163152	Cam W/Stud 101
158347	Bracket 94	160588	Bracket, Contact 91	163153	Cam, Trip 101
158348	Bracket 94	160589	Contact Assembly 91	163157	Cam, Drive 101
158349	Arm, Slide 93	160650	Cable 64	163158	Bracket W/Hub 101
158351	Pawl W/Stud 93	160751	Pallet, Type 55	163159	Lever 101
158352	Bail, Trip 29	160755	Box Assembly, Type (XM) 56	163162	Cable 64
158353	Bail, Stop 29	160843	Spring 29	163180	Modification Kit 3, 93, 94
158354	Arm, Extension 29	160844	Box Assembly, Type (XN) 55	163181	Wheel, Horizontal Tab 94
158357	Wheel, Horizontal Tab 94	160886	Modification Kit 2, 76	163182	Bracket, Stop 94
158365	Blade, Reset 17	160937	Bail 76	163183	Modification Kit 3, 97
158447	Keylever Assembly 89	160938	Arm, Slide 76	163184	Bracket, Magnet 97
158485	Bracket, Left 111	160939	Post, Spring 76	163185	Armature 97
158486	Bracket, Right 111	160940	Post 76	163197	Pallet, Type 55
158487	Shaft 111	160999	Box Assembly, Type (XP) 56	163198	Pallet, Type 55
159181	Lubricator 43	161081	Box Assembly, Type (YG) 56	163250	Pin 14, 97
159184	Wick, Lubricating 43	161082	Cable 64	163254	Magnet Assembly 97
159185	Retainer, Wick 43	161134	Bracket, Spring 50	163271	Lever, Function 61
159204	Connector, Plug (2 Pt) 15	161138	Retainer 87	163292	Modification Kit 3, 56, 87
159334	Washer, Insulating 12	161140	Modification Kit 70	163294	Ratchet (81T) 87
159341	Bearing, Ball 22, 27	161250	Gear (88T) 70, 88	163295	Box Assembly, Type (YC) 56
159356	Modification Kit To Replace ●ld Style Guide Bracket 20	161260	Disk 70	163308	thru
159362	Modification Kit 2, 73	161269	Arm, Slide (L.F.) 96	163314	Pallet, Type 56
159366	Modification Kit 3, 102	161270	Arm, Slide (Reverse L.F.) 96	163459	Gear (66T) 26
159395	Modification Kit 3, 56, 87	161271	Link 96	163503	Gear (26T) 26
159571	Stiffener 98	161272	Bracket W/Stud 96	163535	Modification Kit 3, 89, 98
159597	Washer, Flat 12	161273	Bracket W/Stud 96	163590	Gear (60T) 26
159752	thru	161278	Lever 96	163776	Stop 7
159787	Pallet, Type 57	161279	Spring, Torsion 96	163778	Stud 7
160180	Armature W/Extension 115	161280	Modification Kit 3, 96	163783	Lever W/Stud 7
160182	Bracket w/Button 46	161308	thru	163786	Bracket 7
160184	Plate, Stop 45, 115	161317	Pallet, Type 55	163787	Bail, Detent 7
160186	Bushing, Shoulder 46	161342	Lever, Start 42	163788	Bracket, Guide 7
160192	thru	161346	Washer, Felt 48, 49, 105, 106	163790	Frame, Right 7
160197	Switch Assembly 63, 115	161347	Washer, Felt 15, 17, 19, 35, 37, 38, 83	163791	Frame, Left 7
160198	thru	161362	Box Assembly, Type (XR) 56	163943	Lever w/Pin, Function 61
160220	Switch Assembly 63, 116	161363	Box Assembly, Type (XS) 56	163944	Lever, Function 61
160486	Bail 89	161364	Box Assembly, Type (XT) 56	163947	Modification Kit 3, 98
160490	Pawl 89	161365	Box Assembly, Type (XU) 56	163948	Gear (28T) 7, 98, 114
160491	Plate W/Stud 89	161366	thru	163949	Bushing 7, 80, 98, 114
160493	Plate, Adjusting 89	161377	Pallet, Type 56	163951	Gear w/Shaft (28T) 7, 98
160495	Plate W/Stud 89	161491	Pawl, Feed 87	163954	Handwheel 7, 98
160498	Plate, Mounting 89	161492	Pawl, Feed 87	163955	Arm W/Hub & Stud 98
160499	Lever, Blocking 89	161649	Lever, Function 61	163956	Lever 98
160500	Lever, Blocking 89	161686	Tool, Tine 65	163957	Lever 98, 114
160502	Slide, Form ●ut 89	161767	Modification Kit 70	163958	Washer, Flat 7, 98, 114
160503	Slide, Tab 89	161769	Box Assembly, Type (XW) 55	163959	Spring, Torsion 98, 114
160505	thru	162056	Box Assembly, Type (XZ) 56	163960	Bushing 7, 80, 98, 114
160514	Disk, ●g 88	162058	Box Assembly, Type (YA) 57	163968	Cable 64
160523	Plate, ●g 98	162059	Lever, Function 61	164218	Box Assembly, Type (YJ) 56
160527	thru	162298	Slide 60	164219	Arm W/Hub 7
160536	Spring 88	162484	Lever, Function 61	164220	Spring, Torsion 7
		162488	Modification Kit 39	164270	Modification Kit 3, 99
		162539	Box Assembly, Type (YB) 55	164311	Lever, Function 61

NUMERICAL INDEX (Continued)

Part Number	Description and Page Number	Part Number	Description and Page Number	Part Number	Description and Page Number
164313	Bracket 52	170118	Bracket 40	172723	Box Assembly, Type (YM) 55
164314	Plate 34	170119	Lever 40	172816	Cable w/Terminals 112
164316	Plate, Clamp 33, 115	170120	Lever 40	172909	Sprocket 112
164348	Box Assembly, Type (YK) 56	170121	Shaft 40	172911	Lever, Latch 112
164386	Bracket, Magnet 45, 110, 115	170122	Lever 40	172912	Ratchet 112
164476	Modification Kit 2, 69	170123	Bracket, Retaining 39	172915	Lever, Switch Actuating 112
164477	Cable 69	170124	Lubricator Assembly 43	172916	Pawl w/Bushing 112
164478	Contact Assembly 69	170125	Lever, Shoe Release 27	172918	Bar, Line Feed 112
164498	Box Assembly, Type (YL) 55	170128	Clutch Asm, Selector Cam 27	172921	Plate, Mounting 112
164572	Plate, Mounting 99	170133	Link 12	172922	Post, Upper Mounting 112
164573	Rod 99, 103	170134	Plate 12	172923	Post, Sprocket Mounting 112
164574	Bracket, Right 99	170135	Bracket 12	172924	Lever, Reset 112
164575	Bracket, Left 99	170136	Shaft 12	172926	Lever, Ratchet Release 112
164576	Rod 99	170137	Bail W/Post 12	173012	Insulator 112
164577	Bracket 99, 103	170139	Bail 12	173141	Lever, Function 61
164586	Box Assembly, Type (YE) 55	170140	Stud 12	173282	Bail W/Post 75
164594	Cable 64	170142	Arm, Suppression 29, 75	173283	Modification Kit 2, 75
164600	Holder, Paper 99	170143	Stud, Bearing 12	173284	Lever, Lock 37
164611	Guard 7	170144	Bail 12	173450	Cable w/Terminals 45
164740	Rock, Range Finder 110	170145	Cam 27	173698	Cable Assembly 45, 64
164743	Shaft 110	170146	Bail W/Hub 12	173715	Terminal, Plug Type 107
164958	Screw (4-40 x 1/2 Hex) 97	170164	Box Assembly, Type (TA) 55	173882	Stud 14, 97, 109
164960	Insulator (.015" Thk) 97	170194	Washer, Spring 27	173883	Bracket, Mounting 14, 97, 109
165217	Jumper (1-1/2" Green) 107	170198	Arm, Stop 43	173884	Plate, Mounting 109
170000	Frame, Right Side 5	170230	Knob 43	173885	Bracket, Mounting 109
170001	Housing, Bearing 24	170231	Guide, Upper 43	173886	Contact Assembly 109
170002	Bracket W/Bushing 12	170232	Guide, Lower 43	173887	Post, Pivot 109
170003	Post, Anchor 12	170233	Stud 43	173889	Post, Spring 109
170004	Bracket W/Bushing 12	170234	Bracket, Guide 43	173890	Pin, Stop 109
170018	Bushing 29	170235	Bracket, Spring 43	173891	Bellcrank 109
170019	Lever, Latch 29	170236	Lever 43	173892	Spring 109
170020	Lever, Trip 29	170237	Lever, Start 43	173902	Spring, Compression 109
170021	Arm, Clamp 29	170238	Bail, Reset 43	173903	Bracket 109
170022	Arm, Cam 29	170282	Nut (6-40 Hex) 36, 107	174043	Modification Kit 3, 108
170023	Bearing 40, 69	171671	Connector, Blue Insulated 109	174086	Box Assembly, Type (TB) 55
170024	Bracket 40	172181	Modification Kit 3, 100	174384	Guide 108
170025	Bracket W/Stud 40	172190	Bracket 100	174385	Bracket 108
170026	Bellcrank W/Bushing 40	172226	Rod, Copy Holder 100	174386	Knife 108
170027	Bellcrank 40	172500		174387	Finger, Paper 108
170028	Link 40			174388	Lever W/Hub 108
170039	Bellcrank W/Posts 36	172530	Switch Assembly 62, 115	174389	Lever W/Hub 108
170042	Bail W/Bushing 12	172531		174390	Bracket W/Posts 108
170054	Arm W/Post 36			174391	Screw, Shoulder (2-56) 108
170056	Plate W/Stud 36	172536	Switch Assembly 62, 116	174392	Armature 108
170057	Bearing 36	172538		174393	Bracket W/Posts 108
170058	Nut, Shoulder (10-32 Hex) 36			174394	Yoke 108
170059	Pawl, Drive 36	172557	Switch Assembly 62, 116	174395	Bracket 108
170060	Plate, Guide 36	172558	Switch Assembly 62	174397	Bushing 108
170062	Bail 35	172559	Switch Assembly 62, 116	174398	Spring, Contact 108
170063	Lever 35	172560		174399	Spring, Contact 108
170064	Link, Drive 36			174400	Contact Assembly 108
170066	Bar, Code 50	172590	Switch Assembly 62	174401	Insulator (.015" Thk) 108
170067	Washer, Spacing 27	172591	Spring, Contact Arm 62	174402	Spring, Compression 108
170071	Clutch Assembly, Code Bar 27	172593	Plate, Contact 62	174403	Strip, Terminal 108
170074	Arm 12	172594	Plate, Contact 62	174441	Lever w/Bushing 110
170075	Roller 12	172595	Plate, Contact 62	174442	Contact Assembly 110
170076	Pawl 12	172596	Plate, Contact 62	174444	Spring, Contact 110
170079	Arm W/Hub 37, 115	172597	Block, Contact 62	174445	Bracket, Contact Mounting 110
170080	Stud 31	172598	Cam, Eccentric 87	174446	Spring, Contact 110
170082	Cable W/Terminals 46	172599	Block, Contact 62	174447	Post 110
170110	Cam, Selector 27	172600		174448	Guard 110
170111	Shaft 27			174449	Bracket 110
170112	Guide 40	172608	Switch Assembly 62, 115	174450	Cam 110
170113	Arm 40	172618	Plate, Contact 62	174452	Spacer (.085" Thk) 110
170115	Lever, Transfer (#7) 40	172619	Plate, Contact 62	174482	Lever 61
170116	Lever, Transfer (#0) 40	172620	Cam, Eccentric 87	174483	Lever 61
170117	Bracket 40	172632	Screw (4-40 x 3/16 Hex) 110	174484	Lever 61

NUMERICAL INDEX (Continued)


Part Number	Description and Page Number	Part Number	Description and Page Number	Part Number	Description and Page Number
174570	Switch 107	179224	Slide Assembly 33	192566	Link, Left Drive 37, 109
176181		179225	Bail W/Studs 37	192567	Link, Right Drive 37, 109
thru		179226	Screw, Shoulder (4-40) 33	192575	Link, Right 33
176197	Modification Kit 81, 116	179235	Bracket, Right Mounting 103	192576	Link, Left 33
176221		179236	Bracket, Left Mounting 103	192580	Cam 27
thru		179237	Clamp, Left 103	192610	Arm, Slide 76
176237	Platen, Rubber 81, 82, 115, 116	179238	Clamp, Right 103	192704	Disk, Retaining 88
176238	Platen, Rubber 81	179239	Bracket, Right Mounting 103	192706	Modification Kit 88
176246	Bail, Blocking 61	179240	Bracket, Left Mounting 103	192707	Bail Assembly, Function 17
176247	Bail, Blocking 61	179241	Rack, Copy Display 103	192985	Spring, Contact 98
176285	Bail, Pressure 111	179301	Plate, Paper Guide 103	192986	Spring, Contact 98
176299	Screw, Shoulder (6-40) 97, 109	179309	Finger, Left Paper 103	192988	Spring, Contact 98
176420	Modification Kit 3, 110	179310	Finger, Right Paper 103	192997	Bracket 106
176471	Cable W/Terminals 108	179366	Shaft 103	193564	Spring, Contact 101
176472	Cable W/Terminals 108	179368	Roller, Paper Guide 103	193578	Box Assembly, Type (YZ) 55
176477	Plate 111	179369	Modification Kit 3, 103	193655	Lever, Function 61
176569	Modification Kit 89	179377	Past 103	193803	Box Assembly, Type (AB) 57
176598	Bellcrank 80	179396	Plate, Front Type Box 53	193858	Frame, Left Side 4
176642	Clip, Spring 59	179397	Plate, Rear Type Box 53	194018	
176651	Box Assembly, Type (YP) 55	179451	Plate, Right 37	thru	
176695	Cable 69	179452	Plate, Left 37	194021	Pallet, Type 57
176704	Spring, Torsion 76	179666	Box Assembly, Type (YW) 55	194026	Box Assembly, Type (AC) 57
176821	Modification Kit 2, 69	179675	Bracket, 106	194027	Box Assembly, Type (AD) 57
176909	Frame, Left Side 8	179676	Lever Left Guide 106	194035	
176910	Frame, Right Side 8	179677	Shaft, Ribbon Spool 105, 106	thru	
176911		179678	Lever 105, 106	194039	Pallet, Type 57
thru		179680	Bail, Left Lifter 106	194052	Plate, Form Stop 88
176914	Guide W/Pins, Paper 82	179681	Past 105, 106	194054	Modification Kit 53, 115
176918	Shaft 27	179682	Bail, Left Roller 106	194092	Modification Kit 3, 112
177044	Template 98, 114	179684	Lever 105, 106	194093	Modification Kit 2, 76
177081	Gear (68T) 16	179686	Bracket, Right 105	194324	Modification Kit 3, 102, 113
177082	Disk 16	179687	Lever, Right Guide 105	194325	Bracket w/Post 113
177083	Yoke 14	179689	Bracket, Left 106	194326	Bracket, Switch 113
177084	Lever 16	179690	Plate 106	194327	Lever 113
177089	Box Assembly, Type (YR) 55	179691	Bracket, Left 106	194371	Guide 113
178141	Modification Kit 2, 69	179692	Spacer 105, 106	194414	Lever 61
178185	Bracket W/Studs 16	179693	Bail, Right Lifter 105	194929	Box Assembly, Type (AE) 57
178187	Disk 16	179694	Bail, Right Roller 105	194995	Modification Kit 3, 107
178188	Lever 14	179695	Bracket, Left Magnet 106	194998	Plate, Mounting 107
178189	Armature 14	179696	Bracket, Left Hinge 106	194999	Cable Assembly 107
178190	Extension, Armature 14	179697	Lever, Left Stop 106	195000	Lever, Operating 107
178301	Modification Kit 3, 98	179698	Armature 105, 106	195001	Insulator (.032" Thk) 107
178302	Bracket, Mounting 98	179699	Shaft 105, 106	195009	Box Assembly, Type (AF) 57
178303	Guard, Contact Spring 98	179700	Bracket, Right Hinge 105	195016	Pawl Assembly 61
178304	Contact Assembly 98	179701	Lever, Right Stop 105	195054	Stud 12
178358	Modification Kit 14	179702	Bracket, Right Magnet 105	195061	Switch (DT-SP) 112
178359	Bracket 14	179703	Bracket 105	195062	Arm, Stop 112
178414	Connector, Receptacle (24 Pt) 109	179704	Shaft, Right 105	195109	Plate, Stop 59, 61
178551		179708	Plate, Adjusting 105	195150	Lever, Reversing 106
thru		179718	Cable 106	195218	Box Assembly, Type (AG) 55
178567	Guide, Form 82	179724	Modification Kit 3, 105, 106	195240	Post 46
178568		179782	Screw (6-40 x 7/8 Hex) 15	195251	Armature, Selector 45
thru		179802	Cover 101	195266	Modification Kit To Add Shaft and Retainer 59
178584	Modification Kit 82	179814	Box Assembly, Type (TD) 55	195461	Box Assembly, Type (AH) 57
178600	Cover 109	179873	Screw (3-48 x 5/8 Fil) 77	195486	
178607	Stud, Cam Follower 12	179989	Cable 98	thru	
178724	Box Assembly, Type (YS) 55	179994	Guard, Contact Spring 98	195488	Pallet, Type 57
178764	Gear (26T) 26	179999	Bail, Spring 105, 106	195593	Lever 7
178809	Box Assembly, Type (YT) 55	182909	Spring 43	195594	Lever 7
178852	Box Assembly, Type (YU) 57	192321	Stud 36	195634	Modification Kit 45
179057	Box Assembly, Type (YV) 56	192322	Spring, Compression 36	195855	Pin, Sprocket Feed 20
179088	Pallet, Type 55	192323	Spring 33	195980	Spring 61
179194	Bracket 89	192493	Spring 43	195996	Gear (63T) 26
179198	Lever 80	192518	Bar, Suppression Code 50	197713	Box Assembly, Type (AK) 55
179199	Lever 114	192560	Slide 36	197729	Disk 70
179216	Arm, Right Side 33	192561	Bar W/Hub 36	197730	Disk 70
179217	Arm, Left Side 33	192563	Bracket W/Stud 36		

NUMERICAL INDEX (Continued)

Part Number	Description and Page Number	Part Number	Description and Page Number	Part Number	Description and Page Number
197731	Gear (68T) 70, 88	199655	Bracket, Left 112	305035	Modification Kit 3, 20, 98, 114
197732	Gear (104T) 70, 88	199656	Guide, Left Paper 112	305036	Modification Kit 3, 21, 114
197733	Disk, Retaining 88	199657	Guide, Right Paper 112	305059	Guide, Form (9-1/2") 81
197734	Disk, Retaining 88	199898	Box Assembly, Type (AL) 57	305071	Gear (112T) 88
197735	Gear (44T) 70, 88	304360	Pawl, Check 112	305075	Disk, Retainer 88
197736	Gear (34T) 70, 88	304361	Ratchet 112	305079	Modification Kit 88
197737	Gear (40T) 70, 88	304374	Spring, Torsion 112	305541	Slide, Stripper 59
197840	Gear (31T) 70, 88	304395	Spring 33	305687	Stud 61
197847	Modification Kit 70	304396	Plate, Stop 7, 114	305769	Bracket 15
197848	Modification Kit 70	304463	Slide, Stripper 59	305771	Bracket, Guide 81
197849	Modification Kit 88	304464	Blade w/Stud 59	305773	Cable Assembly 15
197850	Modification Kit 88	304465	Blade, Stripper 59	305776	Armature 15
197957	Gear (34T) 114	304740	Head, Print Hammer 52	305778	Lever, Shift 15
197958	Gear w/Shaft (37T) 114	304772	thru	305779	Bellcrank 15
197996	Roller, Front 105, 106	304775	Guide, Paper 81	306058	Armature Assembly 15
197998	Cable 98	304778	Bail W/Wire 107	306755	Lever, Marking Lock 42
198394	Modification Kit 3, 109	304779	Bail W/Wire 107	307065	Modification Kit 3, 114
198655	Cable Assembly 109	305028	Guide, Paper 81	307285	Plate, Mounting 112
198656	Cable Assembly 109	305031	Gear W/Shaft(28T) 7, 114	307289	Lever 80, 114
199245	Modification Kit 3, 107	305033	Handwheel 7, 114	309529	Washer, Clamp 15
199518	Bar, Function 66	305034	Arm w/Hub 114	310733	Modification Kit 81
199519	Bar, Function 66			312991	Plate, Nut 112
199529	Cam, Restoring (33T) 112				

137

138



28 SEND-RECEIVE KEYBOARD (LK)
AND
28 RECIEVE-ONLY BASE (LB)
PARTS

133

SECTION 573-116-800

Figure	Contents	Page	Figure	Contents	Page
1	Keyboard or Base Mechanism (Mark II)	4	36	Function Bail Mechanism (Mark III)	34
2	Tachometer and Governor Adjustment Linkage	5	37	154224 and 164234 Intermediate Gear Assemblies (Mark III)	34
3	Code Bar Mechanism (Mark II)	6	38	154151 Universal Bail Assembly (Mark III)	35
4	Function and Code Levers (Mark II)	7	39	154152 Bail Lock Bar Assembly (Mark III)	35
5	151890 Intermediate Gear Assembly - with Overload	8	40	Trip Lever Mechanism (Wall Mounted)	36
6	Intermediate Gear Mechanism	8	41	192550 Bail Lock Bar Assembly (Wall Mounted)	36
7	Carriage Return Mechanism (Mark II)	9	42	Keyboard Hood and Mounting Parts (Mark III)	37
8	Keyboard Lock and Local Line Feed Mechanism (Mark II)	9	43	Keyboard Top Plates (Mark III)	38
9	Keyboard Mechanism (Mark II)	10	44	Keyboard Mechanism (Wall Mounted)	39
10	Base Mechanism (Mark II)	11	45	Code Bar Mechanism (Mark III)	40
11	Receiving-only Base Covers (Mark II)	12	46	Signal Generator Frame Mechanism (Mark III)	41
12	Keylever Assemblies	13	47	Signal Generator Shaft Mechanism (Mark III)	42
13	Keylever Assemblies	14	48	Signal Generator Front Plate Mechanism (Mark III)	43
14	Signal Generator Mechanism (Mark II)	15	49	Signal Generator Rear Plate Mechanism (Mark III)	44
15	Signal Generator Mechanism (Mark II)	16	50	154165 (w/Arc Suppression), 154225 (w/RF Suppression-Neutral Transmission) and 162892 (w/RF Suppression - Polar Transmission) Contact Box Assemblies (Mark III)	45
16	Signal Generator Mechanism (Mark II)	17	51	174410 Contact Box Assembly w/RF Suppression and Shielded Signal Lines-Polar Transmission (Mark III)	46
17	Signal Generator Mechanism (Mark II)	18	52	163775 Modification Kit to Provide Repeat on Space Mechanism (Mark III)	47
18	152333 (Electrical) and 153902 (Mechanical) Modification Kits to Provide Signal Line Break Mechanism on Keyboard (Mark II)	19	53	Keyboard Cable Components	47
19	151887 Modification Kit to Provide Repeat on Space Mechanism (Mark II)	19	54	154147 Modification Kit to Provide Local Paper Feed-Out Motor Starting Mechanism (Mark III)	48
20	Gear Sets	20	55	154141 and 164494 Modification Kits to Provide Electrical Signal Line Break Mechanism (Mark III)	48
21	152343 Modification Kit to Provide End-of-Line Switch (Mark II)	20	56	164005 (for Mark III) and 164077 (for Mark II) Modification Kits to Provide Universal Keyboard Switch	49
22	152334 Modification Kit to Provide Paper Feed-out Motor Starting Mechanism (Mark II)	21	57	162224 Modification Kit to Add Lock Bar Contact to Keyboard (Mark III)	49
23	152911 (Less Switch) 152344 (With Switch) Modification Kits to Provide Signal Line Break Mechanism on Base (Mark II)	21	58	154145 Modification Kit to Provide Local Reverse Line Feed Mechanism (Mark III)	50
24	152342 (Local-Remote) Switch (Base) 154681 (Print-Suppression) Modification Kits to Provide Switch on Base (Mark II)	22	59	154146 Modification Kit to Provide Local Back Space Mechanism (Mark III)	50
25	152338 Modification Kit to Provide Time Delay Mechanism on Keyboard or Base (Mark II)	23	60	154142 Modification Kit to Provide Keyboard with Time Delay Mechanism (Mark III)	51
26	152918 Modification Kit to Provide Local Back Space Mechanism on Keyboard (Mark II)	24	61	164660 (100 MA) and 194424 (50 MA) Modification Kits to Provide Synchronous Pulsed Transmission (Mark III)	52
27	152916 Modification Kit to Provide Local Reverse Line Feed Mechanism on Keyboard (Mark II)	25	62	195415 Modification Kit to Provide a Three Speed Gear Shift (60, 67 and 100 WPM, 7.42 Unit Code)	53
28	Auxiliary Cables for Keyboard or Base (Mark II)	26	63	164926 and 146320 Modification Kits to Provide Paper Winding Facilities for Send-Receive and Receive-only Bases Mounted in an Apparatus Cabinet	54
29	154783 Modification Kit to Equip a Keyboard with Off-Line Contacts	27			
30	154783 Modification Kit to Equip a Keyboard with Off-Line Contacts (Continued)	28			
31	158359 Modification Kit to Provide Busy Key Switch (Base)	29			
32	161435 Modification Kit to Provide Neutral & Inverse Transmission (Mark II)	30			
33	Keyboard Base Parts (Mark III)	31			
34	Keyboard Base for Remote Controlled Gear Shift Mechanism	32			
35	Keyboard or Base Mechanism (Wall Mounted)	33			

Figure	Contents	Page	Figure	Contents	Page
64	Remote Controlled Shift Gear Mechanism (60 and 100 WPM, 7.42 Unit Code)	55	66	Answer-Back Mechanism	57
65	162641 (Mark II) and 163359 (Mark III) Modification Kits to Provide Variable Speed Gear Shift Mechanism (60,75 and 100 WPM, 7.42 Unit Code)	56	67	Answer-Back Mechanism (Continued)	58
			68	Answer-Back Mechanism (Continued)	59
			69	Coding Keyboard Answer-Back	60
				Drum Blade	61
				Numerical Index	61

141

FIGURE 1. KEYBOARD OR BASE MECHANISM (MARK II)

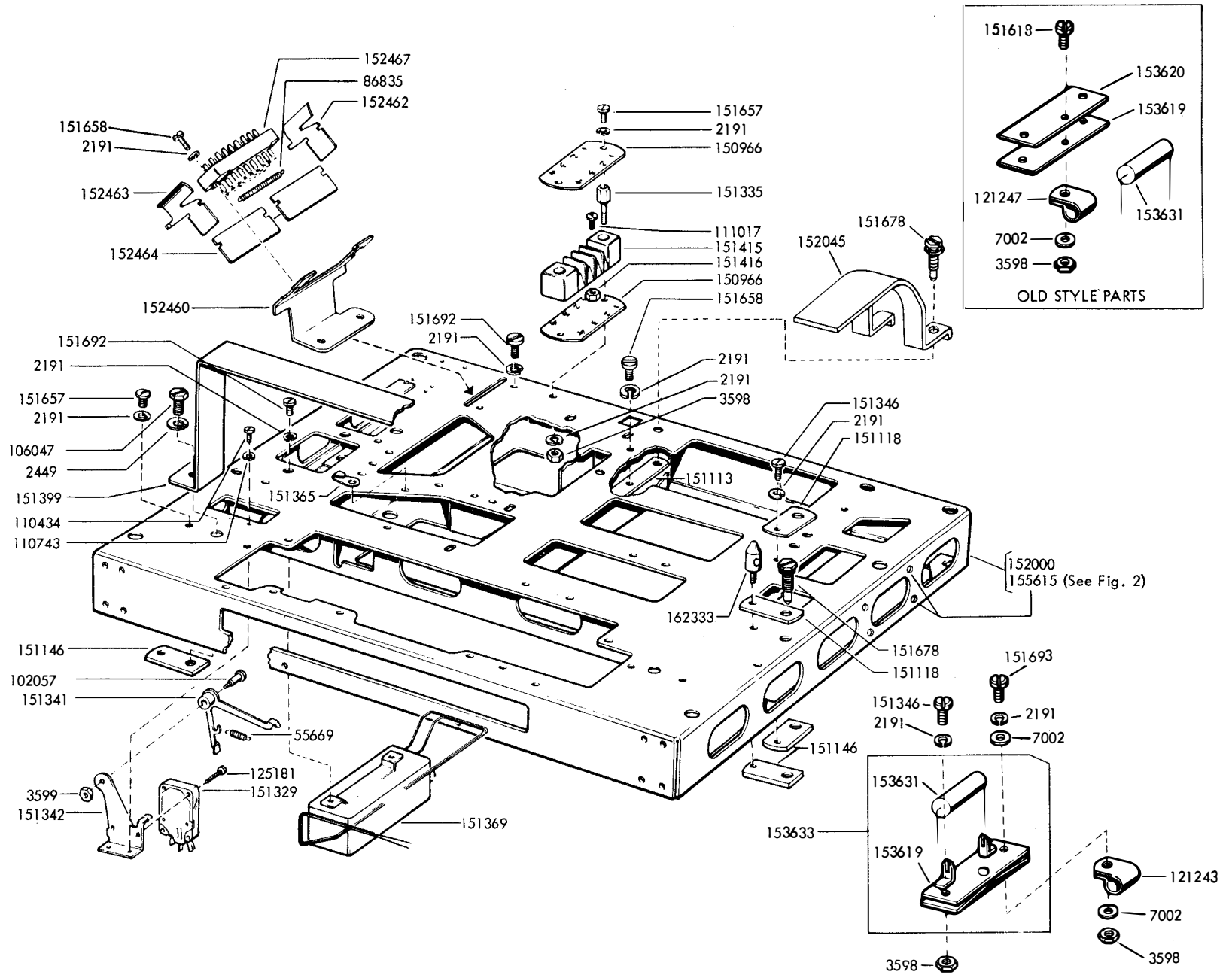
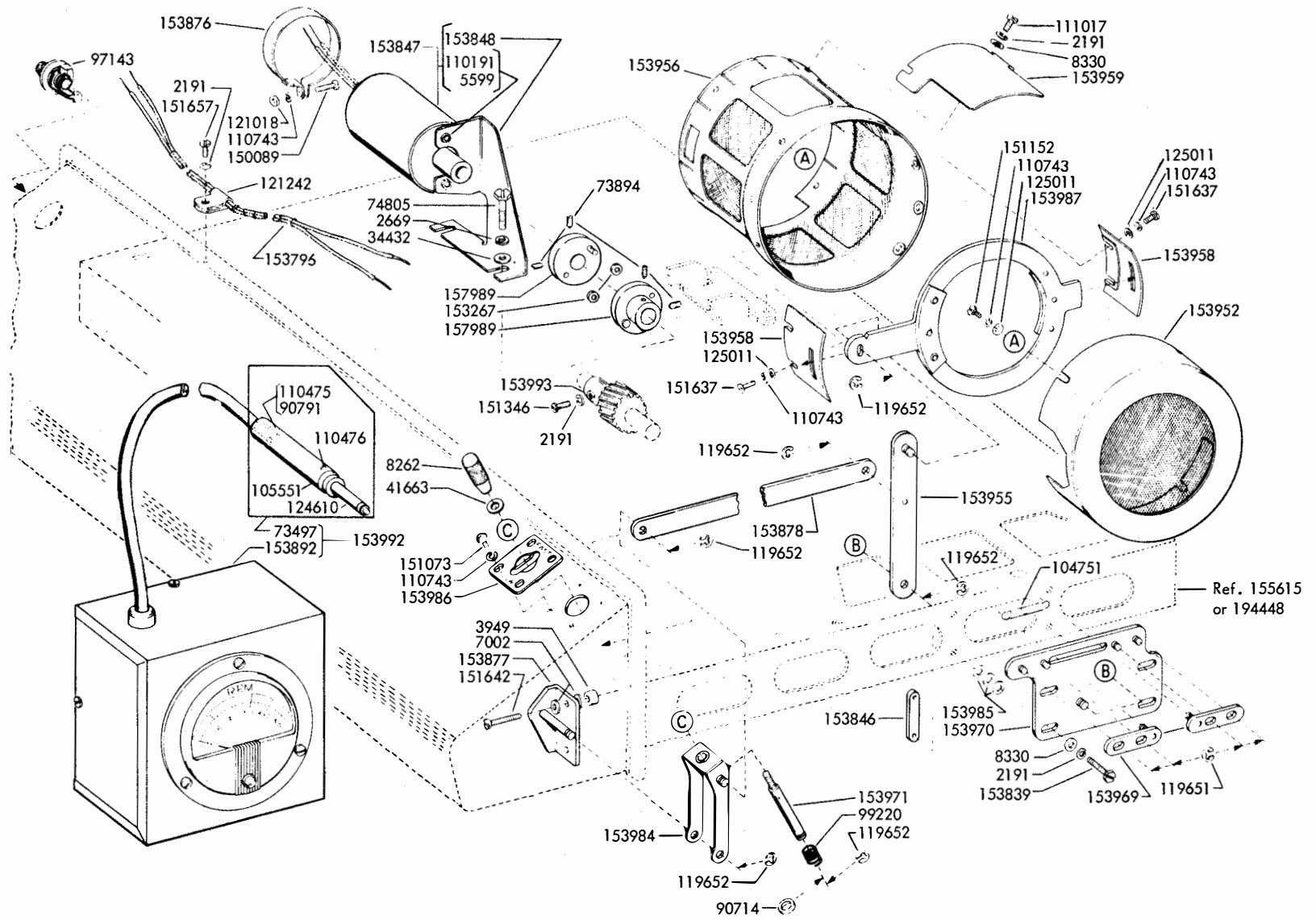


FIGURE 2. TACHOMETER AND GOVERNOR ADJUSTMENT LINKAGE



SPECIFICATION 5819S

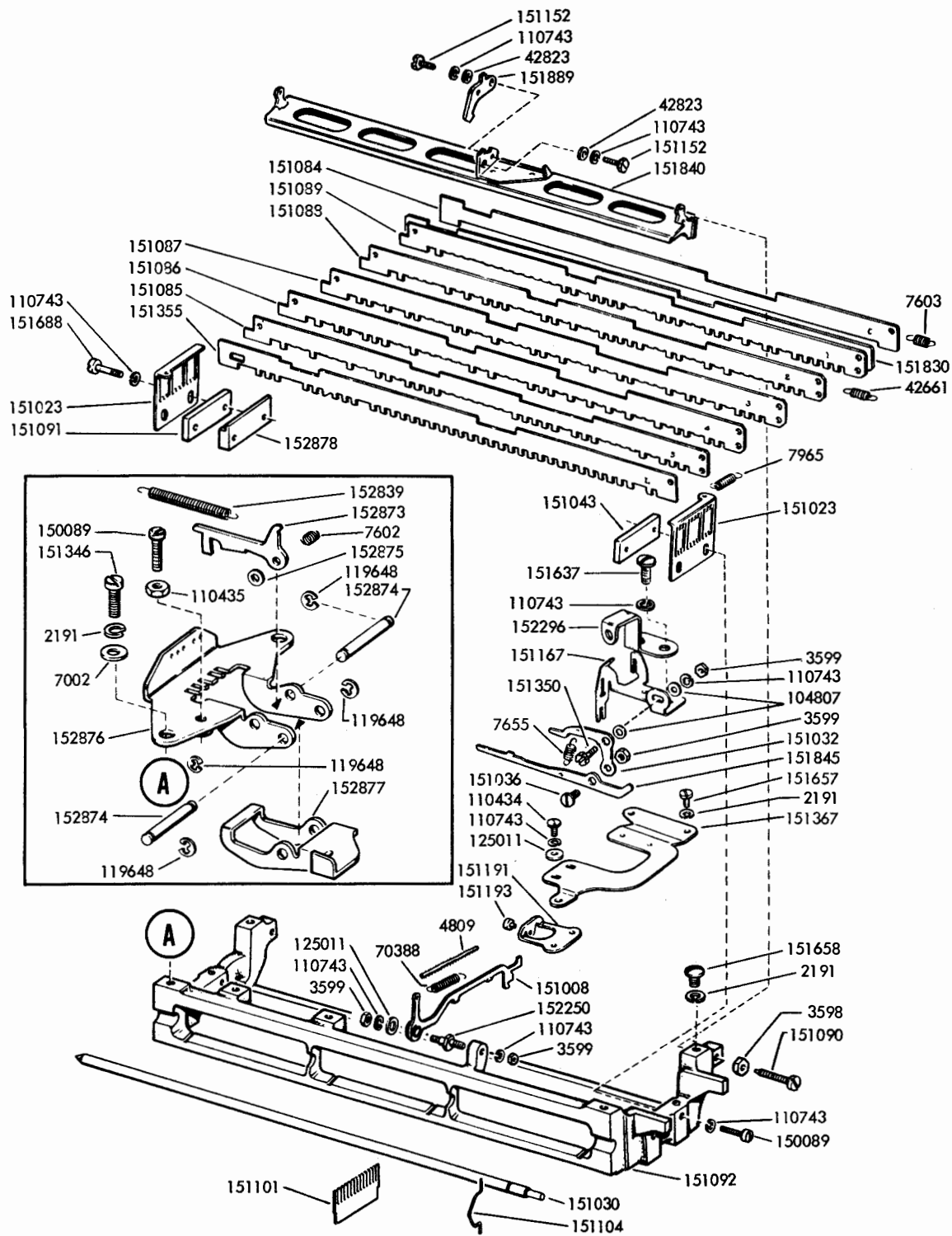
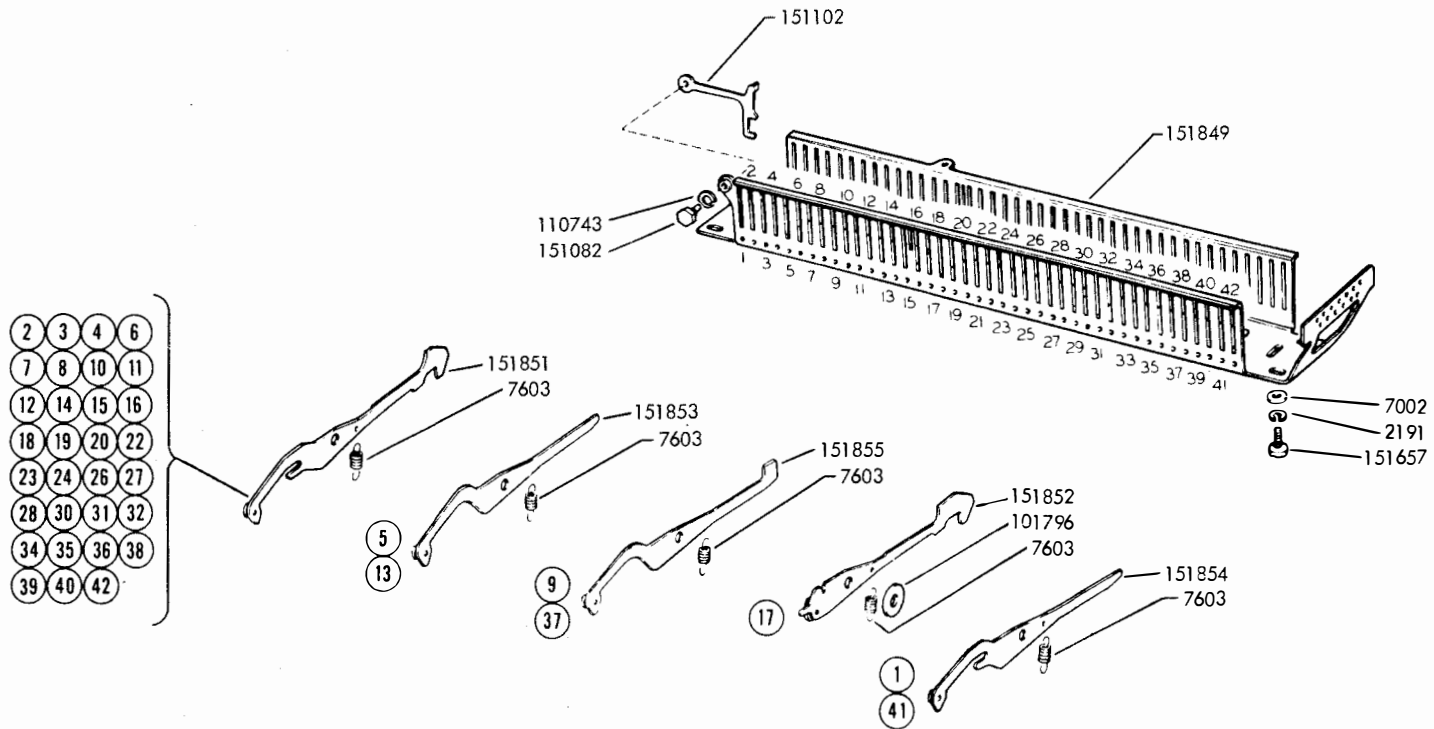


FIGURE 3. CODE BAR MECHANISM (MARK II)

FIGURE 4. FUNCTION AND CODE LEVERS (MARK 11)



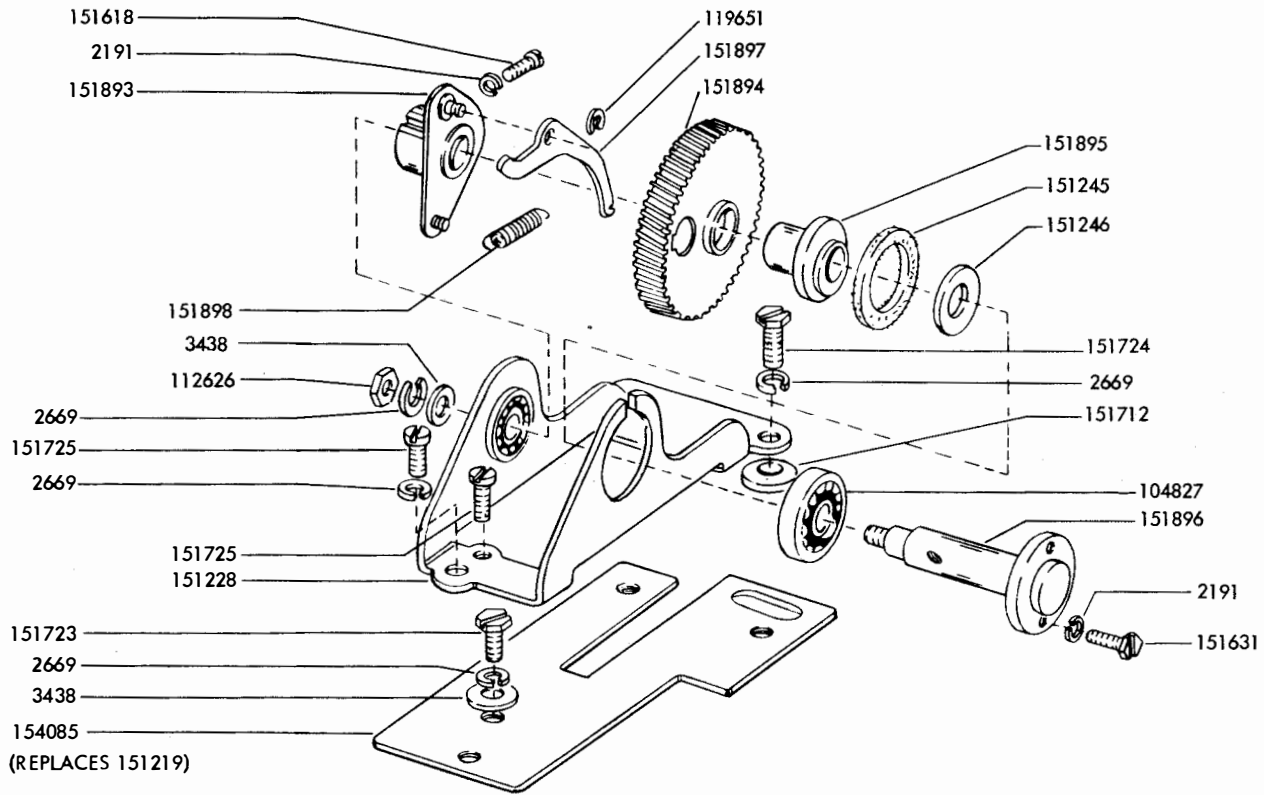


FIGURE 5. 151890 INTERMEDIATE GEAR ASSEMBLY - WITH OVERLOAD

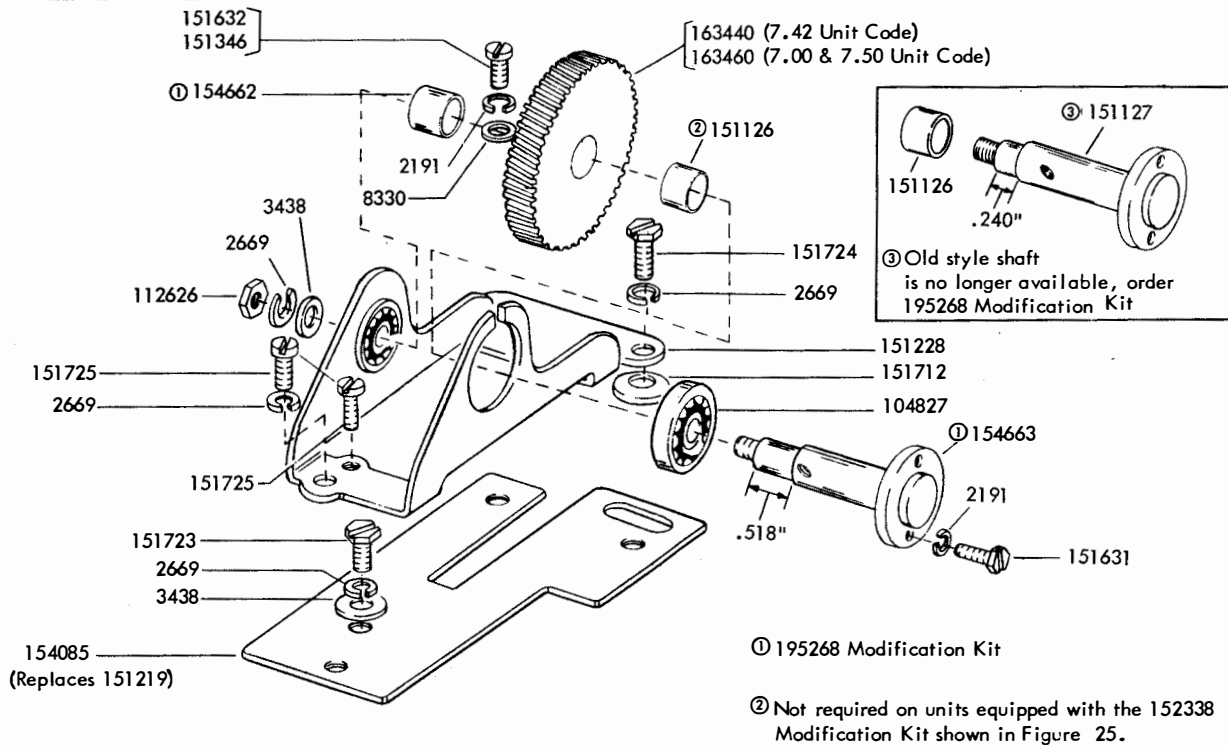


FIGURE 6. INTERMEDIATE GEAR MECHANISM

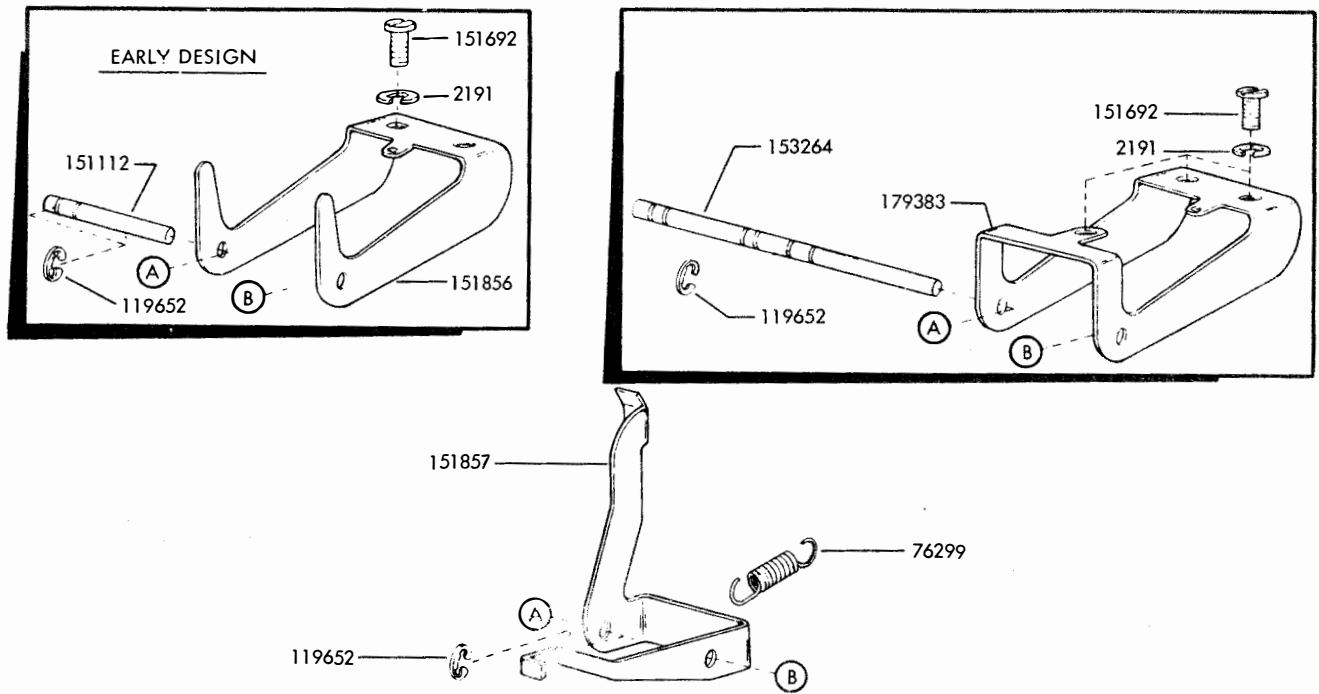


FIGURE 7. CARRIAGE RETURN MECHANISM (MARK II)

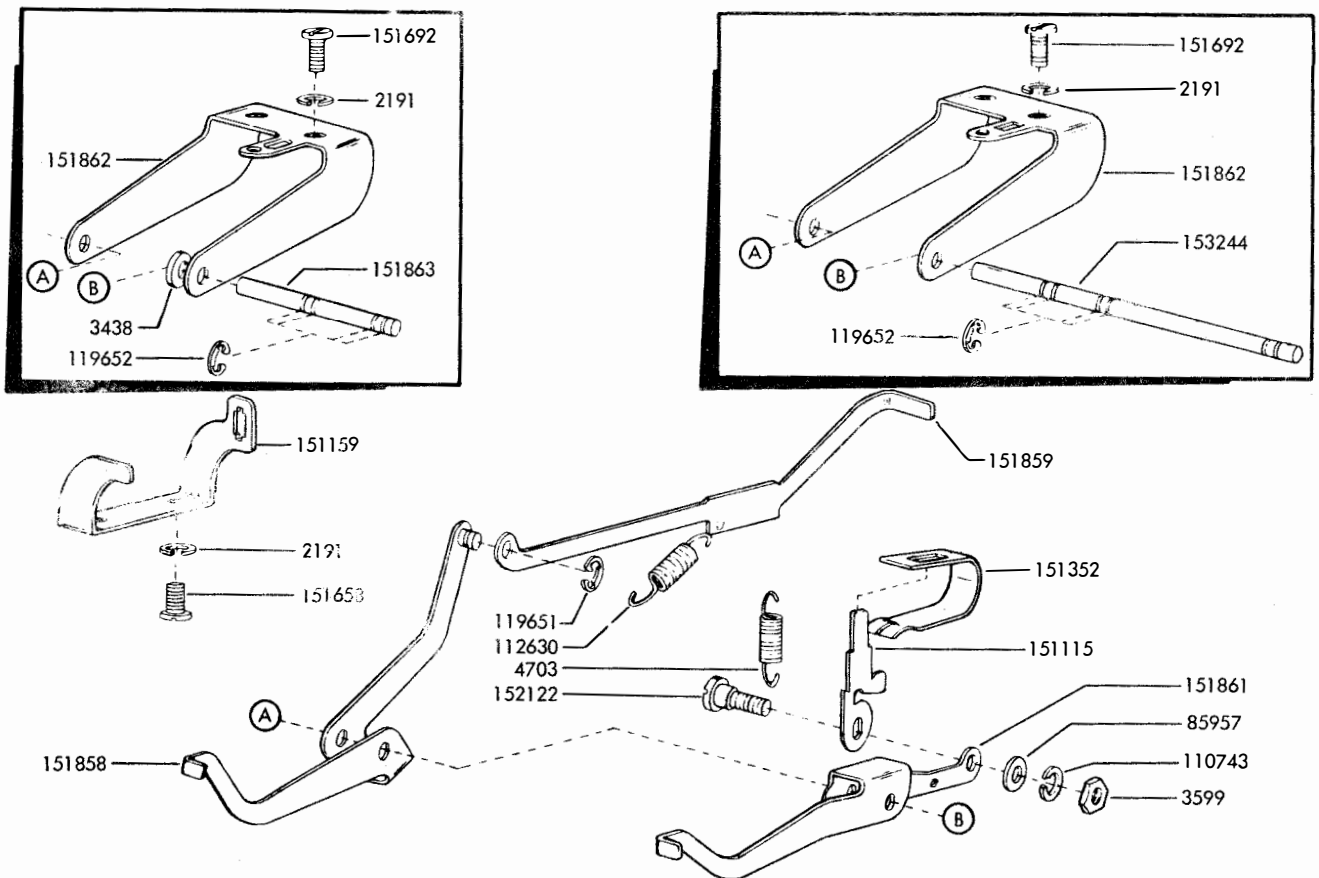
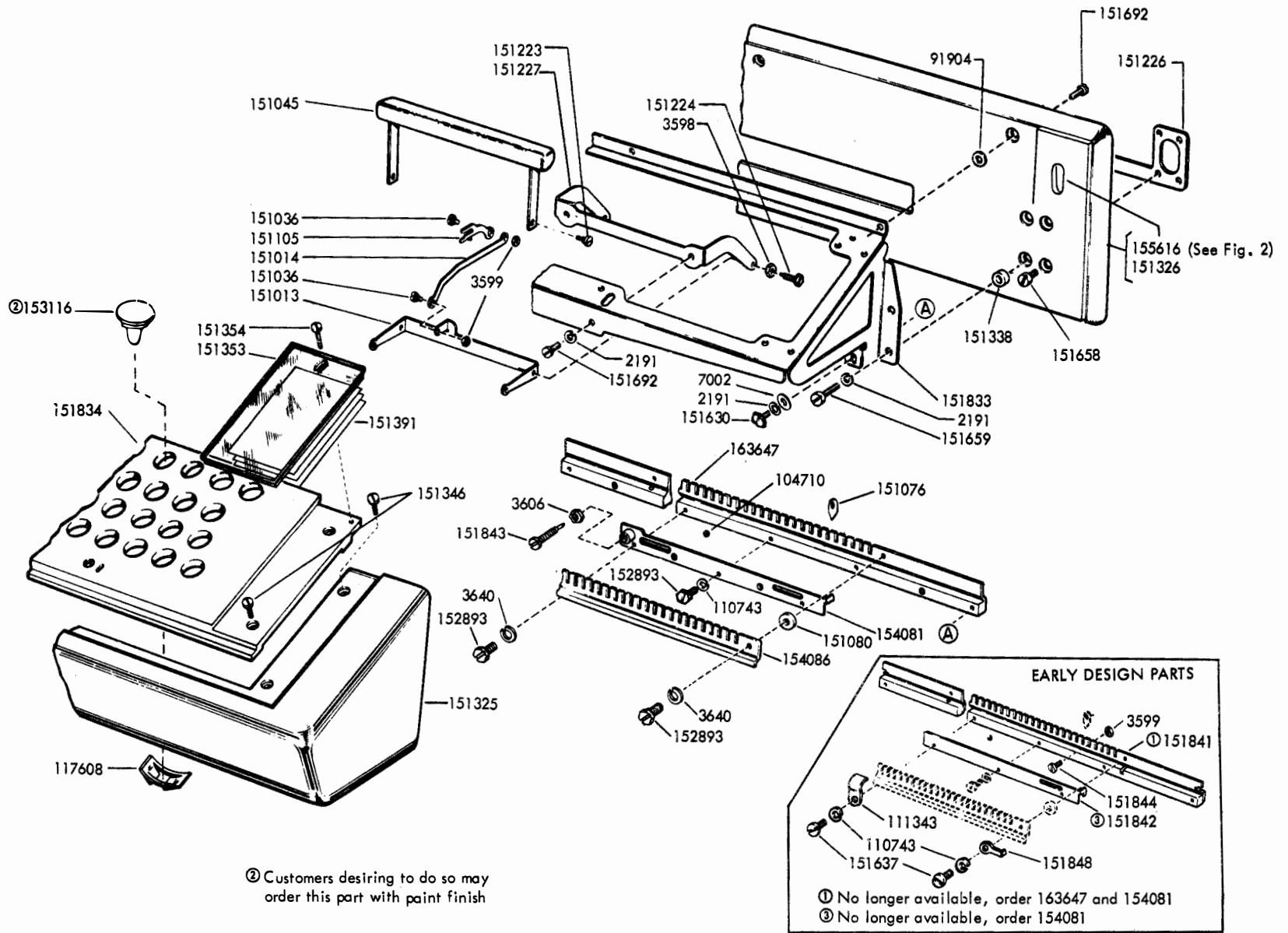


FIGURE 8. KEYBOARD LOCK AND LOCAL LINE FEED MECHANISM (MARK II)

FIGURE 9. KEYBOARD MECHANISM (MARK II)



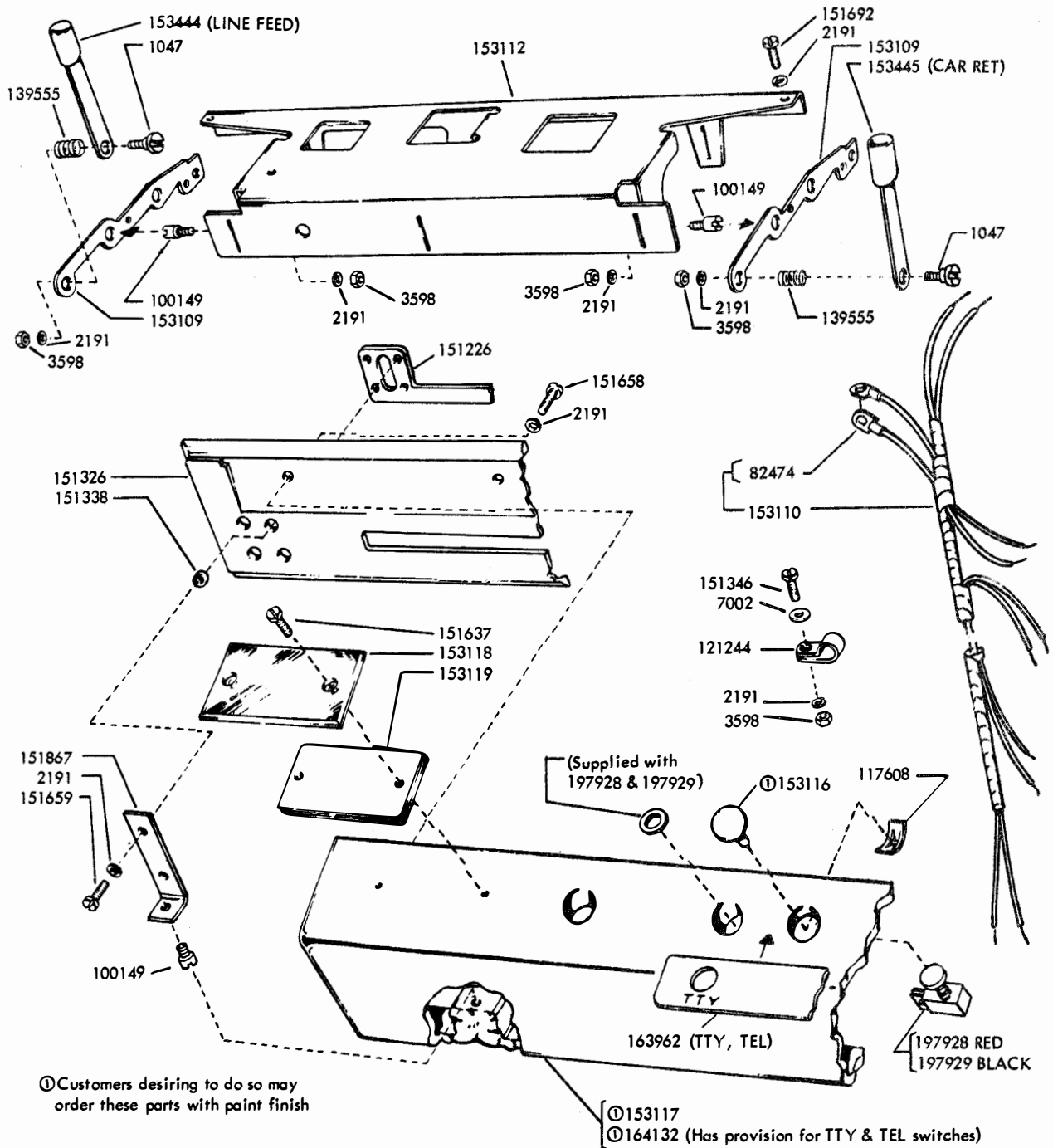
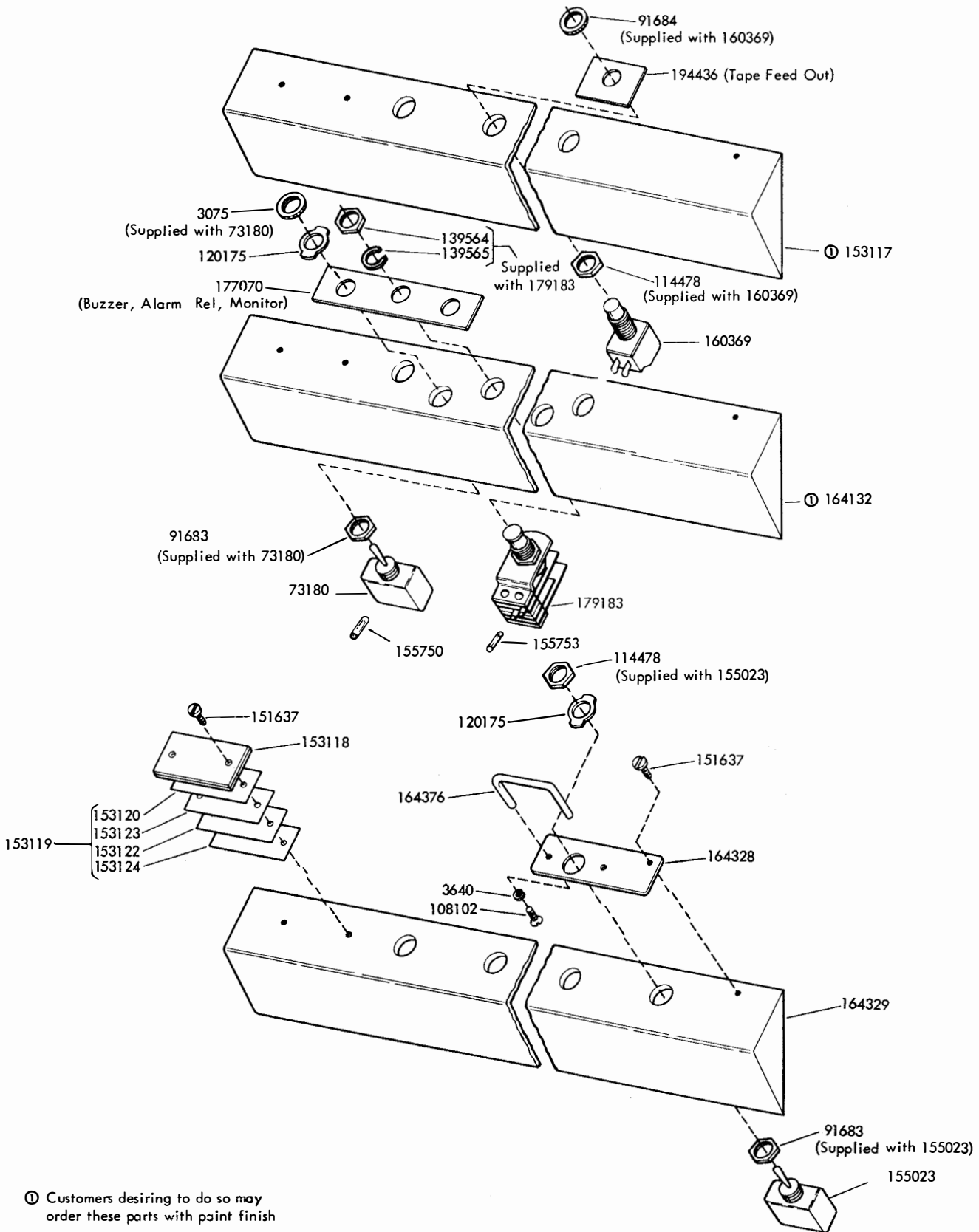
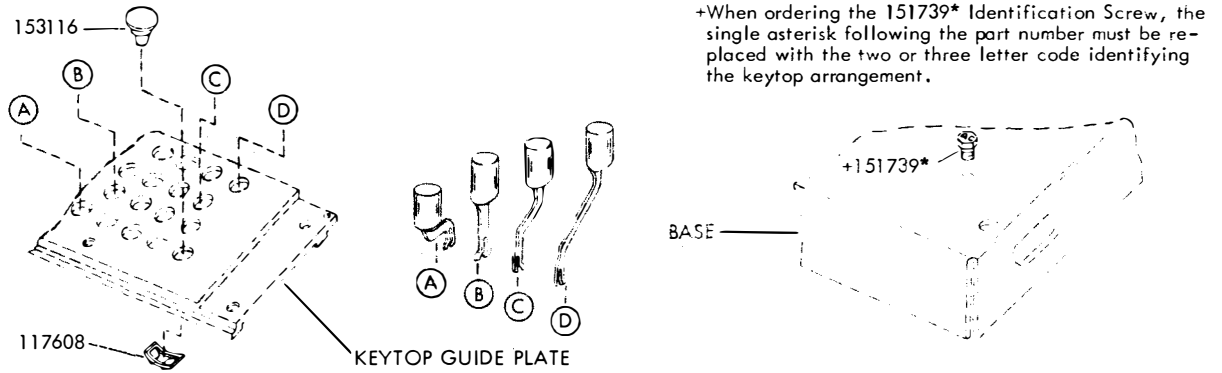


FIGURE 10. BASE MECHANISM (MARK II)



① Customers desiring to do so may order these parts with paint finish

FIGURE 11. RECEIVING-ONLY BASE COVERS (MARK II)



KEYTOP DESCRIPTION	PART NUMBER	KEYTOP DESCRIPTION	PART NUMBER	KEYTOP DESCRIPTION	PART NUMBER	KEYTOP DESCRIPTION	PART NUMBER	KEYTOP DESCRIPTION	PART NUMBER
E 3	151294	Q 1	151292	W 2	151293	LTRS	151320	⊙KBD LOCK	151289
I 8	151299	R 4	151295	X /	151314	LINE FEED	151321	⊙BREAK	151290
M .	151319	S BELL	151303	Y 6	151297	⊙LOC LF	151286	⊙REPT	151291
O 9	151300	T 5	151296	CAR RET	151311	⊙LOC CR	151287	⊙SEND	164434
P 0	151901	U 7	151298	FIGS	151312	⊙KBD UNLK	151288	⊙RECEIVE	164435

⊙ RED KEYTOPS, ALL OTHER KEYTOPS ARE GRAY-GREEN, ALL CHARACTERS ARE WHITE

KEYLEVER ASSEMBLIES					KEYLEVER ASSEM. MOD. KITS				
KEYTOP DESCRIPTION	PART NUMBER	KEYTOP ARRANGEMENTS				151934 ARA to ARC	152904 ARC to ARD	152905 ARC to ARB	152906 ARC to ARA
		ARA	ARB	ARC	ARD				
A -	151302	X	X	X					
A ↑	152001				X	X			
B ?	151317	X						X	
B 5/8	151909		X	X	X				
B ⊕	152002				X	X			
C 1/8	151907		X	X	X				
C O	152003				X	X			
C :	151315	X						X	
D \$	151304	X	X	X					
D ↗	152004				X	X			
F !	151305	X						X	
F 1/4	151902		X	X	X				
F →	152005				X	X			
G &	151306	X	X	X					
G ↘	152006				X	X			
H #	152009	X	X				X	X	
H STOP	151903			X	X				
H ↓	152008				X	X			
J ▽	151308	X	X				X	X	

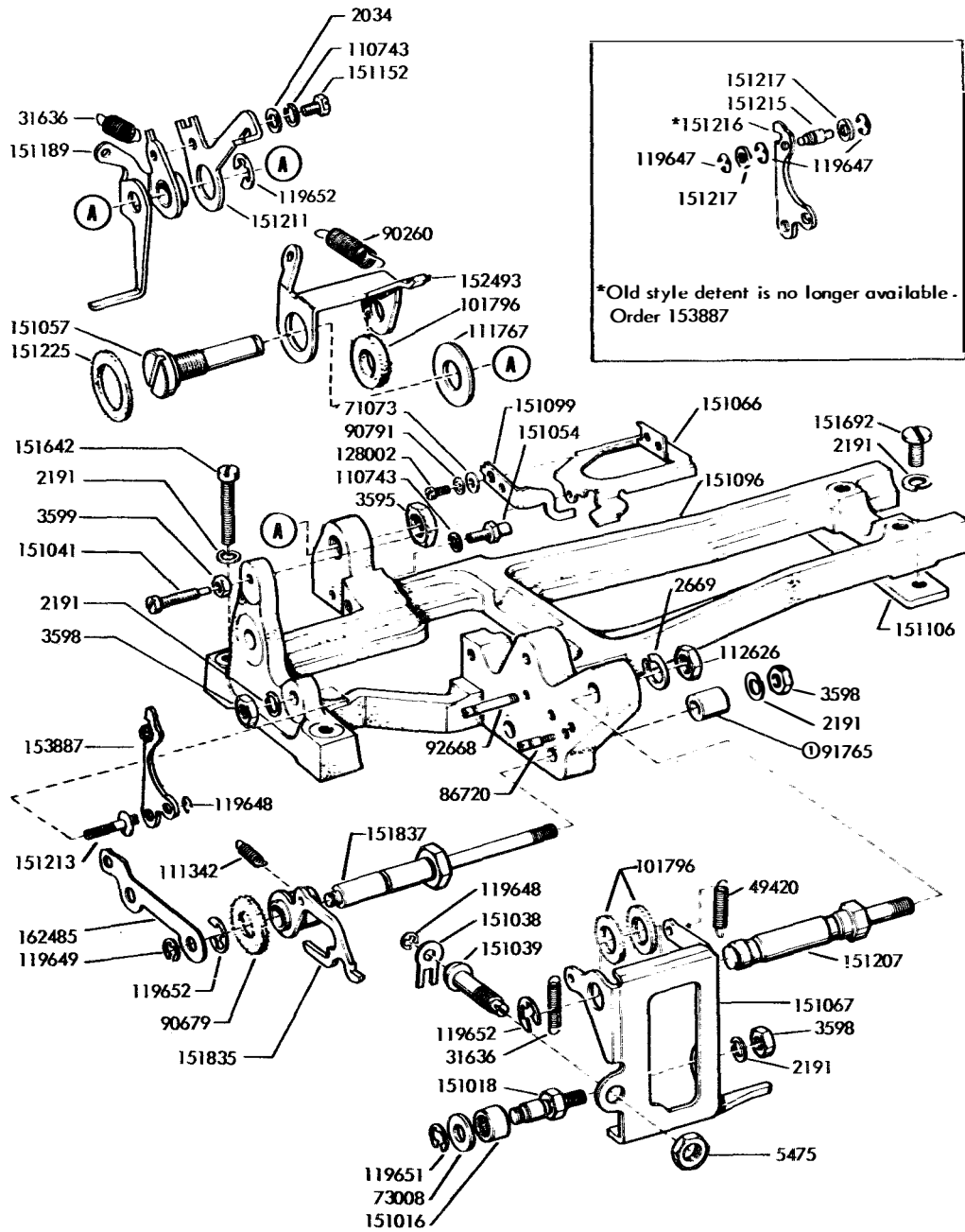
KEYLEVER ASSEMBLIES					KEYLEVER ASSEM. MOD. KITS				
KEYTOP DESCRIPTION	PART NUMBER	KEYTOP ARRANGEMENTS				151934 ARA to ARC	152904 ARC to ARD	152905 ARC to ARB	152906 ARC to ARA
		ARA	ARB	ARC	ARD				
J ↙	152010				X		X		
J ,	151904				X	X			
K (151309	X						X	
K 1/2	151905		X	X	X				
K ←	152011				X	X			
L)	151310	X						X	
L 3/4	151906		X	X	X				
L ↖	152012				X	X			
N 7/8	151910		X	X	X				
N ⊕	152013				X	X			
N ,	151318	X						X	
V 3/8	151908		X	X	X				
V ⊕	152014				X	X			
V ;	151316	X						X	
Z "	151313	X	X	X					
Z +	152015				X	X			
-	151322								
-	152016				X	X			

FIGURE 12. KEYLEVER ASSEMBLIES

KEYTOP DESCRIPTION	PART NUMBER	KEYTOP DESCRIPTION	PART NUMBER	KEYTOP DESCRIPTION	PART NUMBER
A #	154530	F 1/3	158435	N ▽	152138
A +	157329	G	157323	N OFF	155029
A	157365	G ON	154527	N n	157353
A ?	158418	G ▽	154532	N *	157357
A @	158438	G TAB	155037	N START	157942
B RUSH	152133	G ♂	157348	N %	157946
B OFF	152136	G TFO	157356	N &	157949
B	154525	G FO	157359	N @	157951
B %	155034	G £	157955	N +	157959
B &	157342	G :	158422	N °	157970
B *	157345	G OFF	158444	N -	158412
B "	157354	G •	158454	N)	158427
B EJT	157334	H	151307	P ♂	151301
B ▽	157944	H £	152007	R TAB	158450
B DZ	157961	H +	157358	S ▽	152131
B @	158414	H OFF	154528	S ▽	157367
B #	158417	H °	155026	S Ⓞ	154535
B -	158419	H ?	157360	S ON	155030
B ¢	158434	H →	157968	S /	157328
B TAB	158443	H FO	158431	S s	157351
B ON	158452	H &	158440	S #	158439
C W-R-U	164457	J	152134	S STOP	158445
C	154523	J J	157349	U 7	157327
C #	155035	J YIP	157362	V	154524
C 1/4	157321	J ♂	152017	V %	152139
C %	157339	J ¢	152018	V =	157325
C ON	157343	J BELL	152132	V *	155033
C c	157346	J x	154533	V #	155039
C 1/2	157945	J ON	155031	V &	157336
C ¢	157957	J 1/2	157320	V & x	157361
C &	157964	J *	157340	V "	157943
C (158410	J %	157341	V "	157950
C +	158420	J YD	157958	V EA	157953
C O	158441	J Yd	157962	V °	157960
C ?	154531	J #	157965	V Ⓞ	157971
C °	155038	J =	158423	V)	158411
C Ⓞ	157322	J TAB	158447	V -	158415
C Ⓞ	157326	K	154521	V ,	158428
C OFF	157331	K &	157338	V ±	158442
C /	157355	K k	157350	X #	154529
C &	157956	K NYC	157363	X	157332
C Ⓞ	157967	K STOP	157941	X FO	158430
C BO	158421	K ▽	158424	Z	152135
C TAB	158448	K +	158453	Z TAB	155027
C #	158455	L	154522	Z ON	155028
C	157940	L &	157947	Z OFF	155032
C %	154520	L L	157966	Z %	157337
C #	152020	L .	158425	Z z	157352
C ¢	152130	L ?	158436	Z VERT	157344
C &	155025	L ATL	158449	Z FO	157948
C 3/4	155036	L OFF	158451	Z †	158429
C f	155040	L STOP	152019	Z *	158437
C CHI	157347	M "	157335	LOC RLF	153283
C n	157364	M %	157952	LOC B SP	153284
C TAB	157963	M	157366	.	152137
C DATA	158406	M #	157954	·	154534
C ▽	158408	M ∞	157969	-	157330
C ▽	158409	M (158426	BELL	157333
C *	158413	M M	158432	ON	158407
C F	158433	N	154526	.	158416
				HERE IS	163852

152

FIGURE 13. KEYLEVER ASSEMBLIES

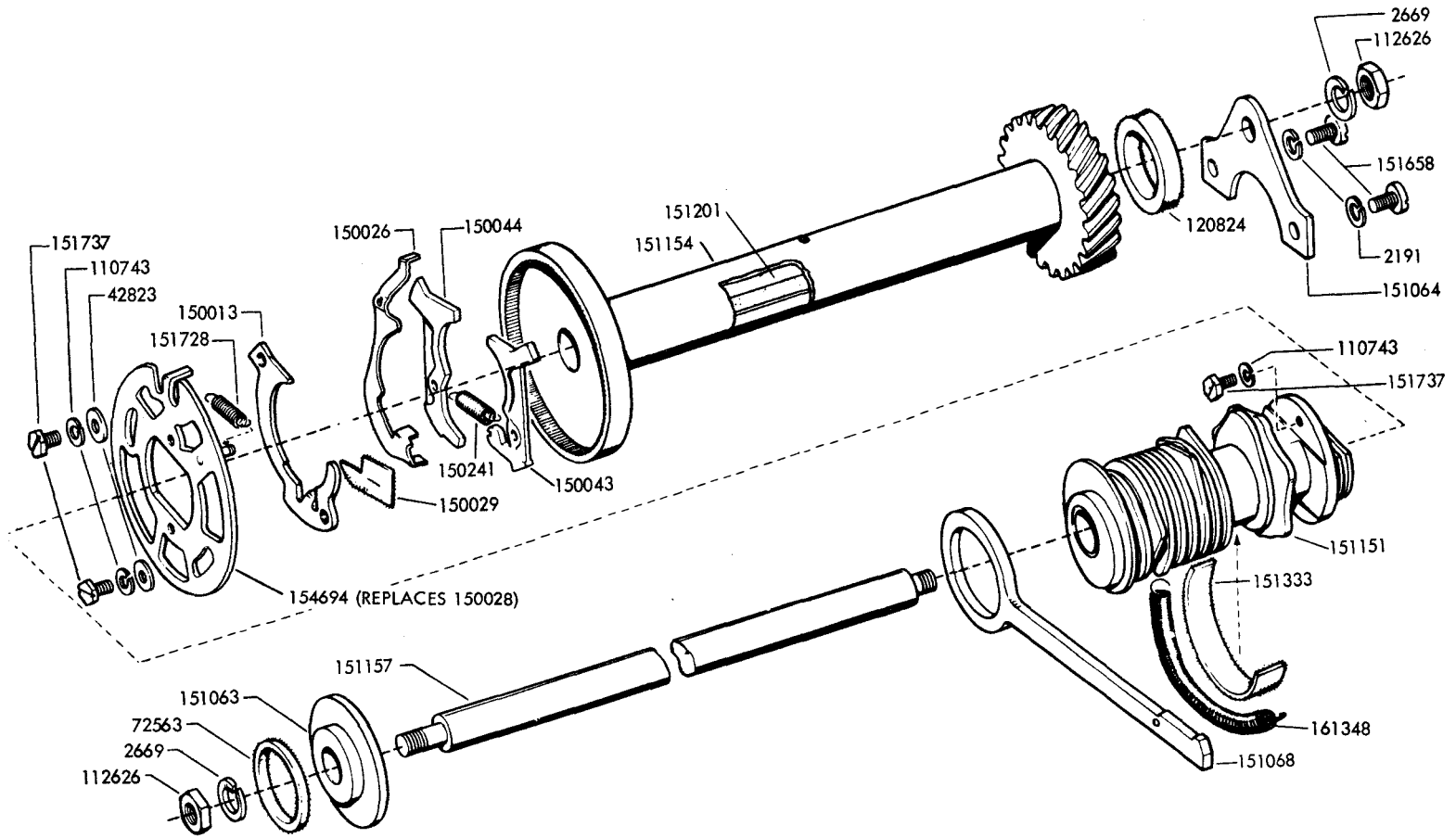


ⓐ TO BE DISCARDED WHEN 151887 REPEAT ON SPACE MODIFICATION KIT IS INSTALLED. SEE FIGURE 19.

FIGURE 14. SIGNAL GENERATOR MECHANISM (MARK II)

153

FIGURE 15. SIGNAL GENERATOR MECHANISM (MARK II)



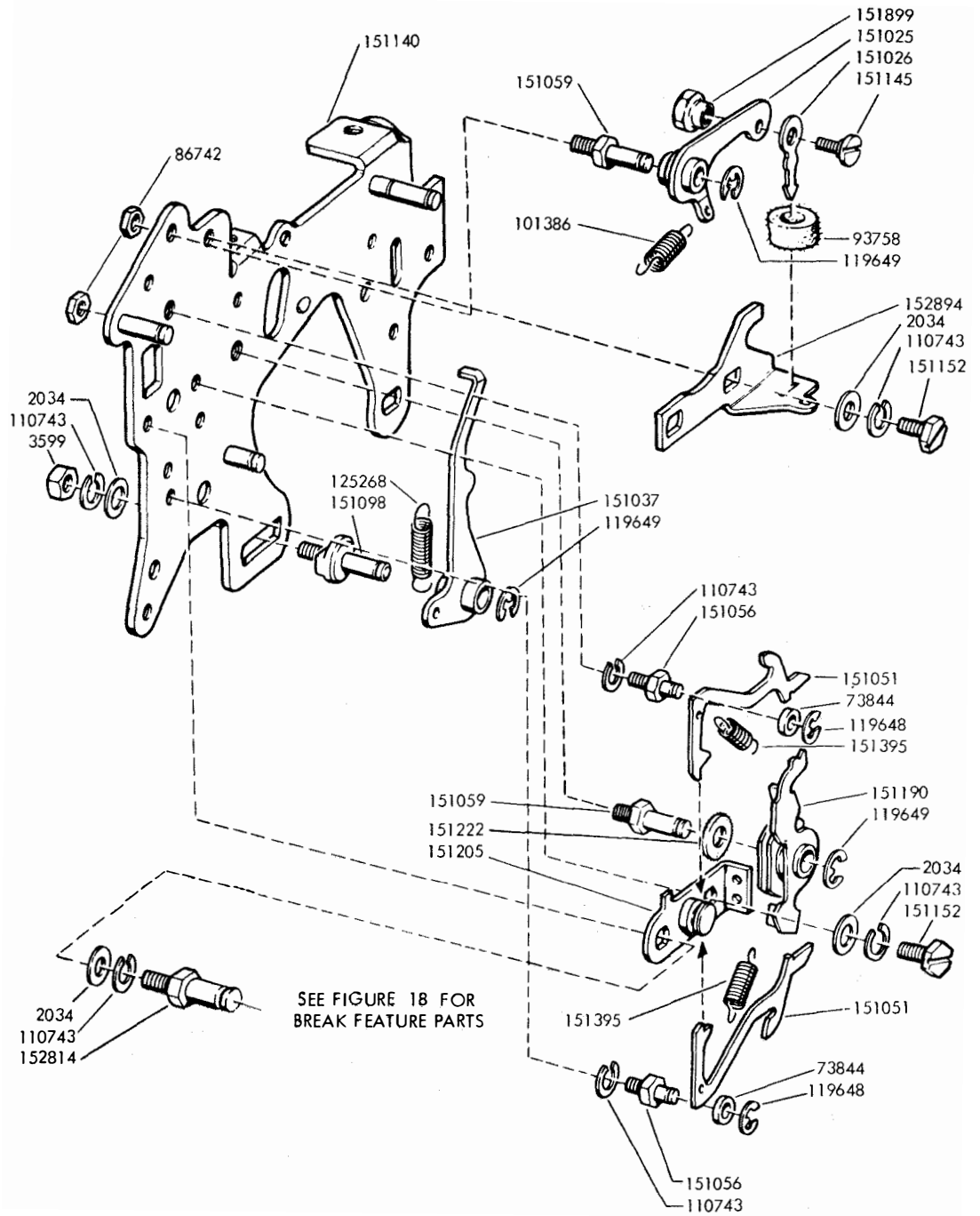


FIGURE 16. SIGNAL GENERATOR MECHANISM (MARK II)

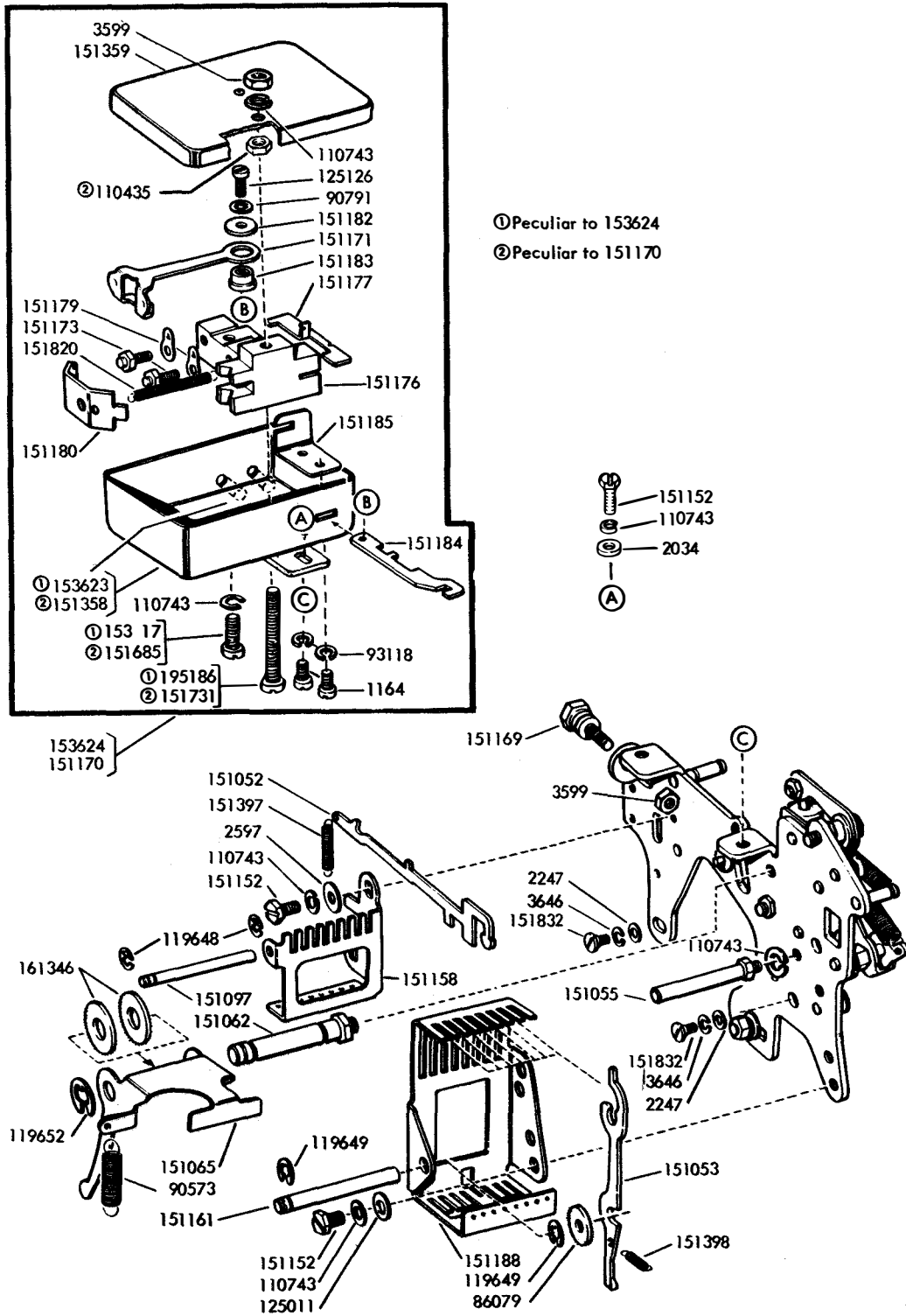


FIGURE 17. SIGNAL GENERATOR MECHANISM (MARK II)

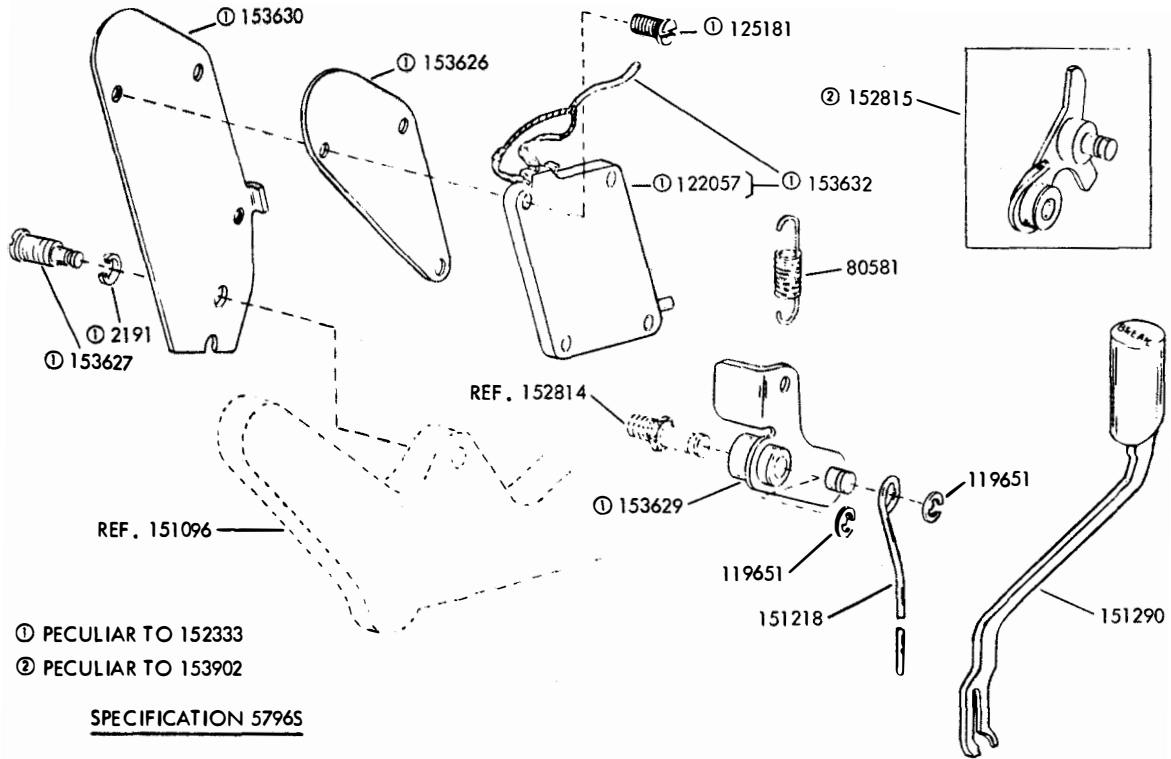
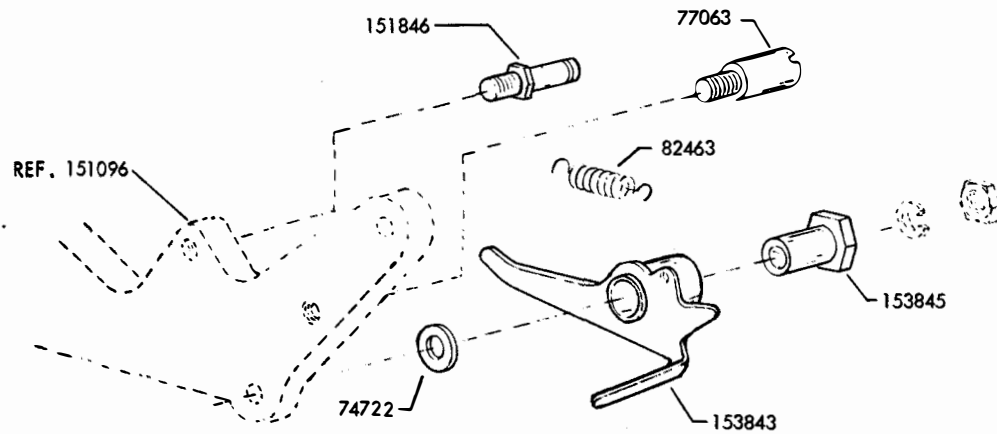


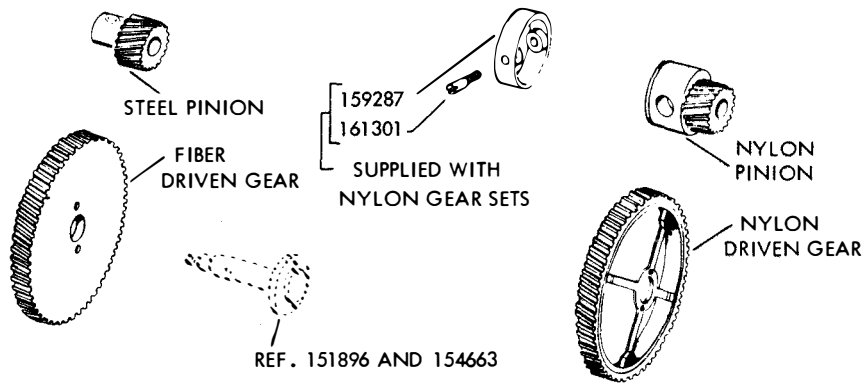
FIGURE 18. 152333 (ELECTRICAL) and 153902 (MECHANICAL) MODIFICATION KITS TO PROVIDE SIGNAL LINE BREAK MECHANISM ON KEYBOARD (MARK II)



SPECIFICATION 5690S

FIGURE 19. 151887 MODIFICATION KIT TO PROVIDE REPEAT ON SPACE MECHANISM (MARK II)

157



GEAR SETS												
WPM	OPM	BAUD	UN:IT	SET NUMBER		PINION			GEAR			
				CODE	FIBER	NYLON	TEETH	STEEL	NYLON	TEETH	FIBER	NYLON
60	368	45.45	7.42		151060	161293	14	151130	159278	96	151131	159279
				①	159660	—	10	①159661	—	57	①159662	—
				②	161111	—	14	②161106	—	96	151131	—
67	404	50	7.42		152766	—	13	152765	—	81	152764	—
				①	159667	—	15	①159663	—	78	①159664	—
71	428	50	7.00	—	163504	18	—	163461	117	—	163462	
75	460	56.88	7.42		151075	161294	17	151132	159281	93	151133	159282
				①	159675	—	14	①159665	—	64	①159666	—
100	600	110	11.0		151100	161295	20	151134	159284	84	151135	159285
		74.2	7.42	①	159700	—	20	①159668	—	70	①159669	—
					—	—	20	②153993	—	84	151135	—
107	643	75	7.00	—	163505	24	—	163463	104	—	163464	

①USED WITH SYNCHRONOUS MOTORS OPERATING AT 3000 RPM ON 50 CYCLES
 ②SPECIAL GEARS FOR LMU10

FIGURE 20. GEAR SETS

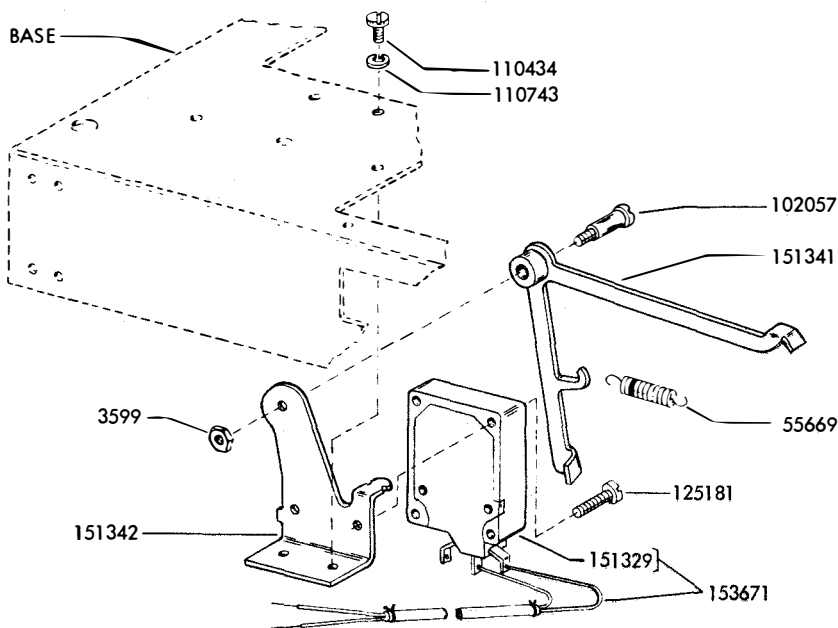


FIGURE 21. 152343 MODIFICATION KIT TO PROVIDE END-OF-LINE SWITCH (MARK II)

158

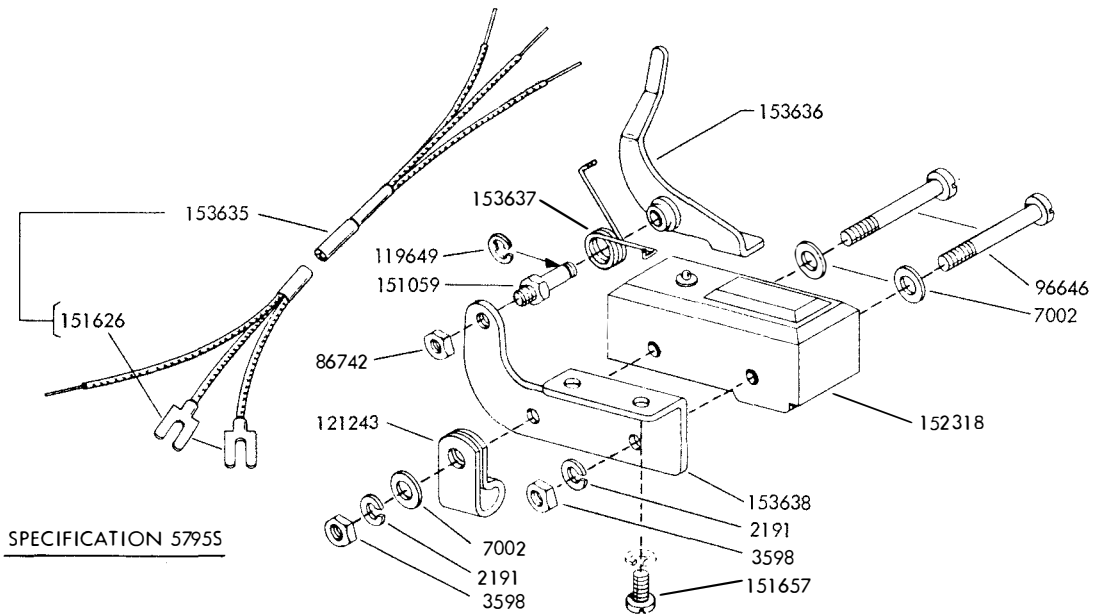


FIGURE 22. 152334 MODIFICATION KIT TO PROVIDE PAPER FEED-OUT MOTOR STARTING MECHANISM (MARK II)

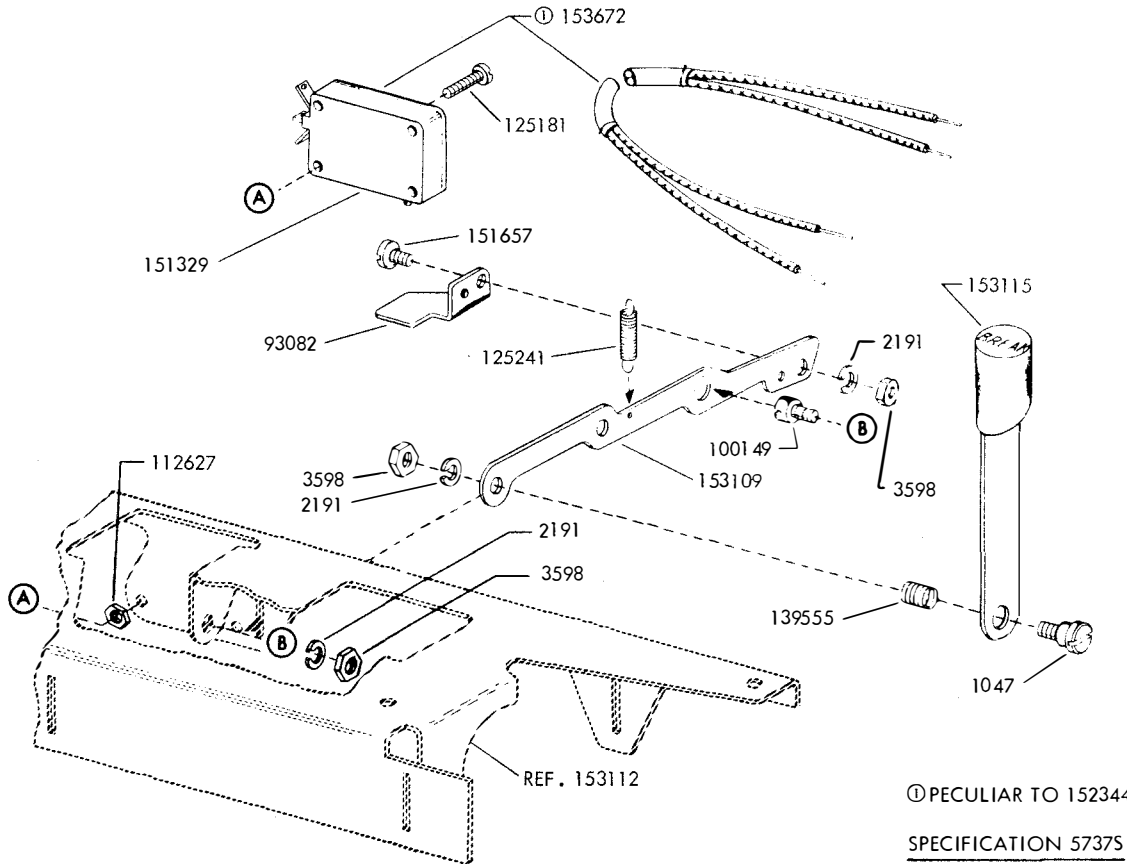
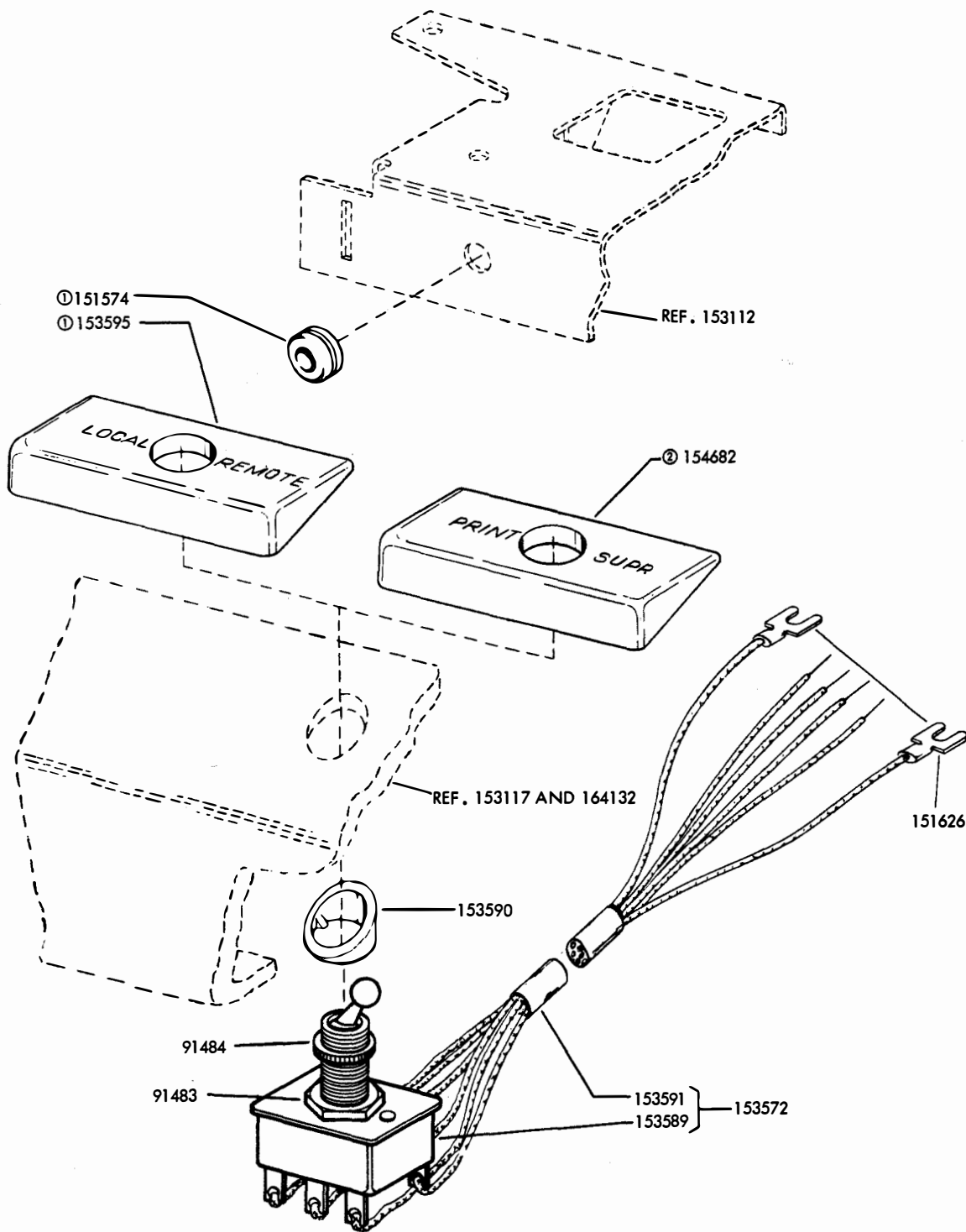


FIGURE 23. 152911 (LESS SWITCH) 152344 (WITH SWITCH) MODIFICATION KITS TO PROVIDE SIGNAL LINE BREAK MECHANISM ON BASE (MARK II)



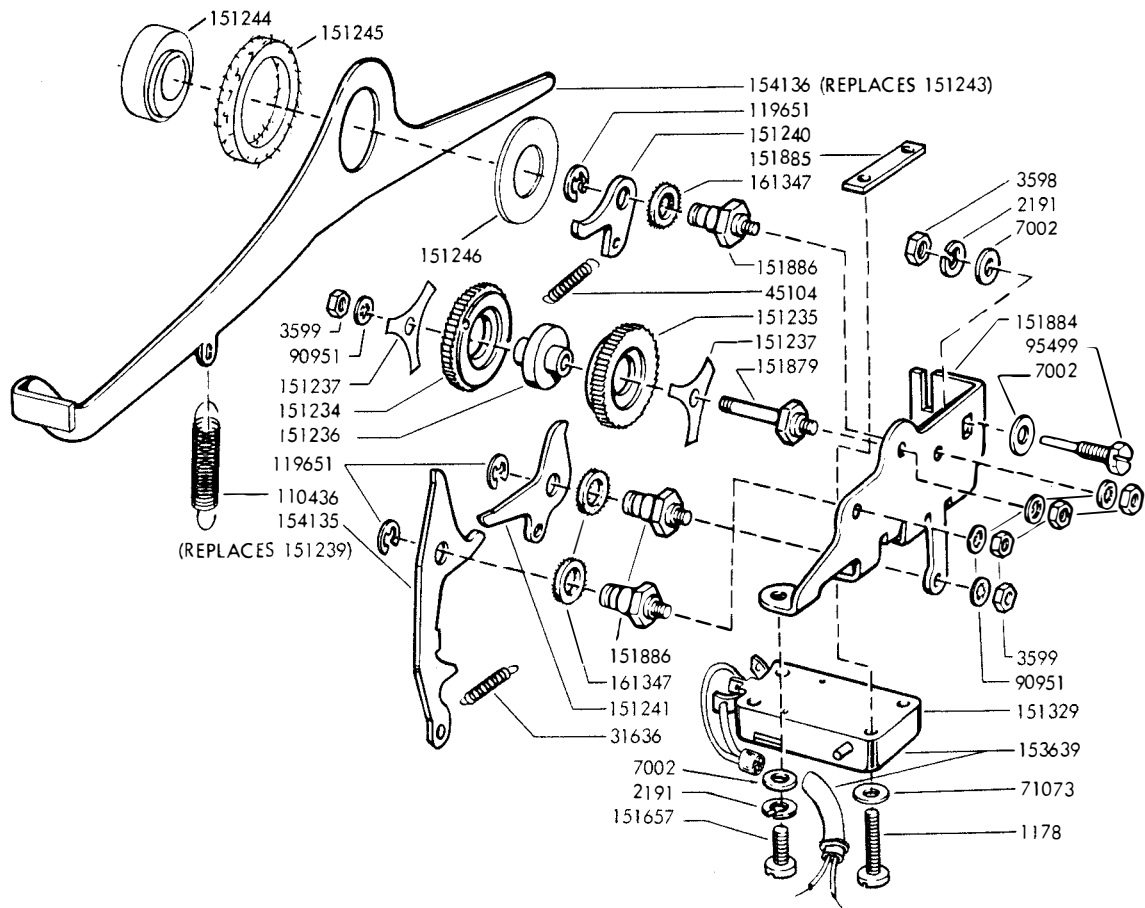
160

① PECULIAR TO 152342

② PECULIAR TO 154681

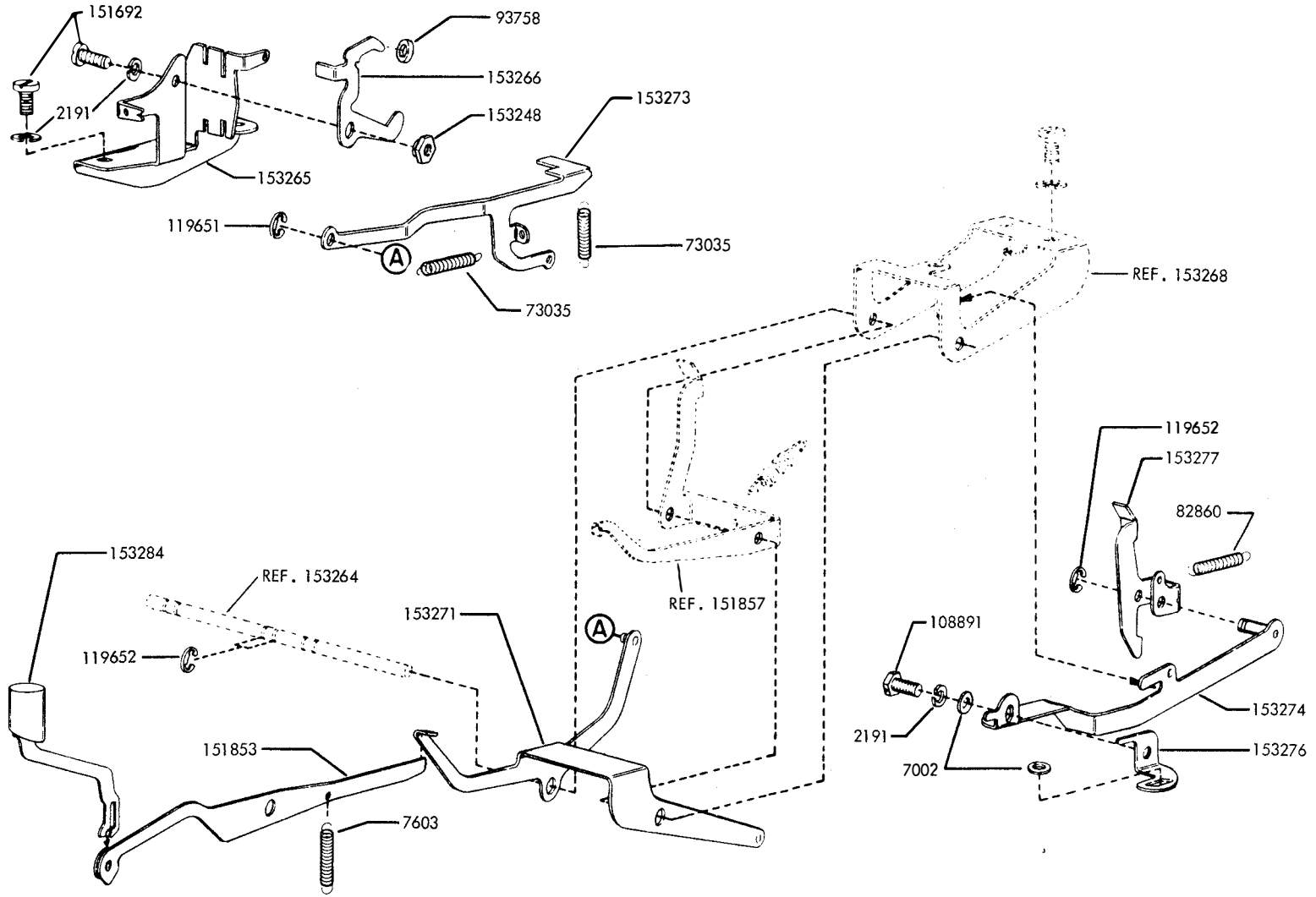
FIGURE 24. 152342 (LOCAL-REMOTE) SWITCH (BASE) 154681 (PRINT SUPPRESSION) MODIFICATION KITS TO PROVIDE SWITCH ON BASE (MARK II)

FIGURE 25. 152338 MODIFICATION KIT TO PROVIDE TIME DELAY MECHANISM ON KEYBOARD OR BASE (MARK 11)



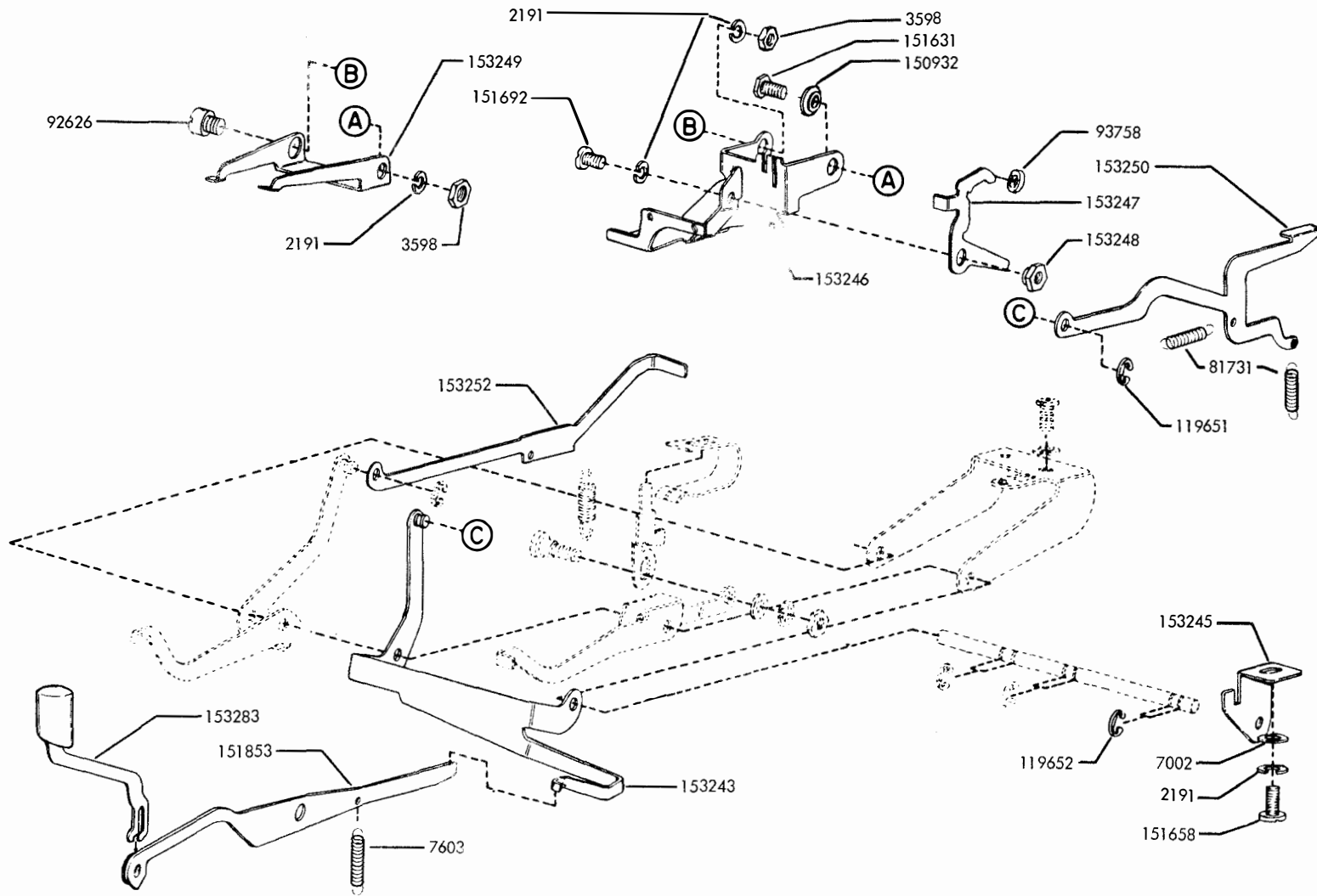
SPECIFICATION 56615

FIGURE 26. 152918 MODIFICATION KIT TO PROVIDE LOCAL BACK SPACE MECHANISM ON KEYBOARD (MARK 11)



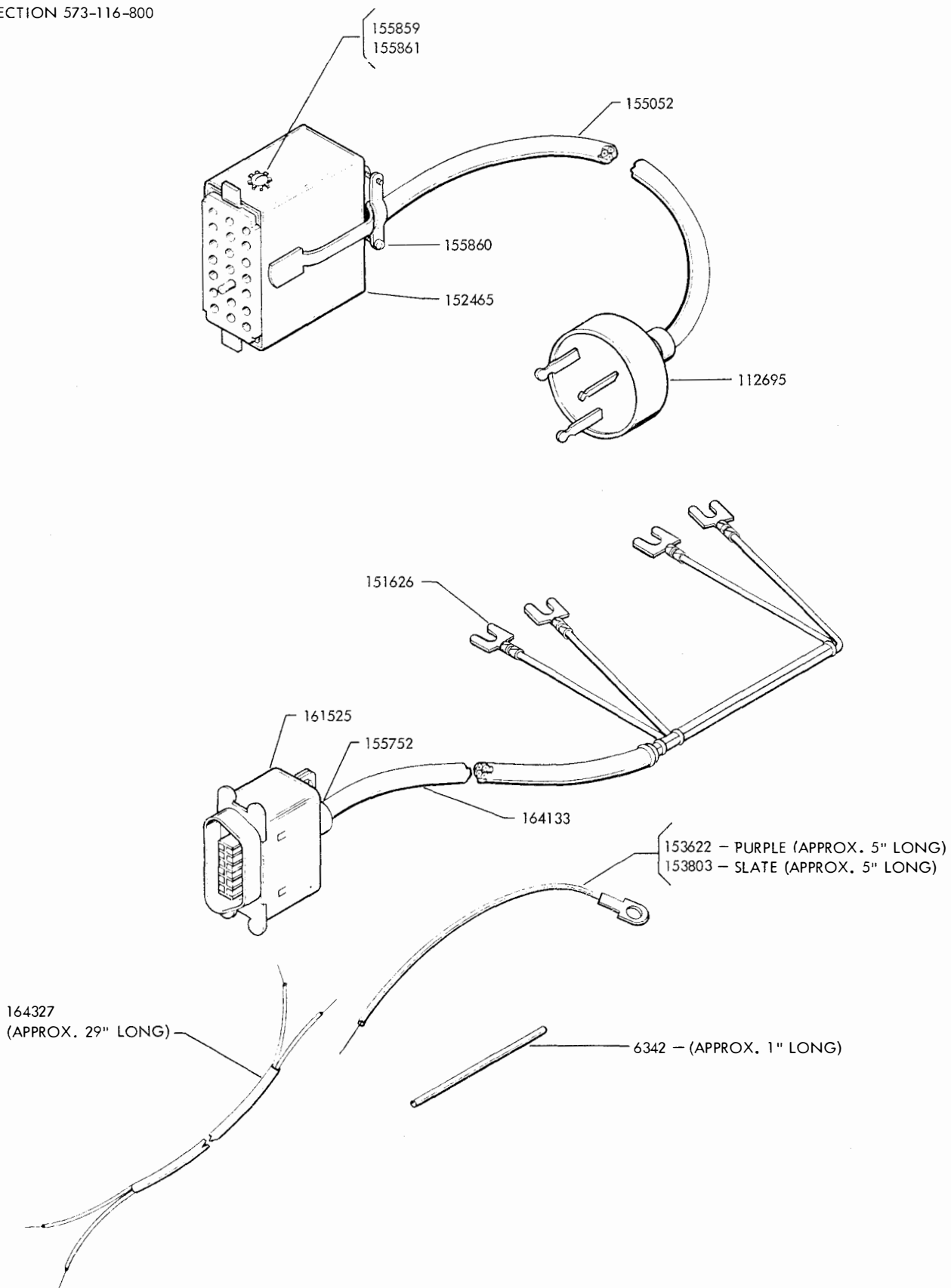
SPECIFICATION 57655

FIGURE 27. 152916 MODIFICATION KIT TO PROVIDE LOCAL REVERSE LINE FEED MECHANISM ON KEYBOARD (MARK II)



SEE FIGURE 8 FOR REFERENCE PARTS

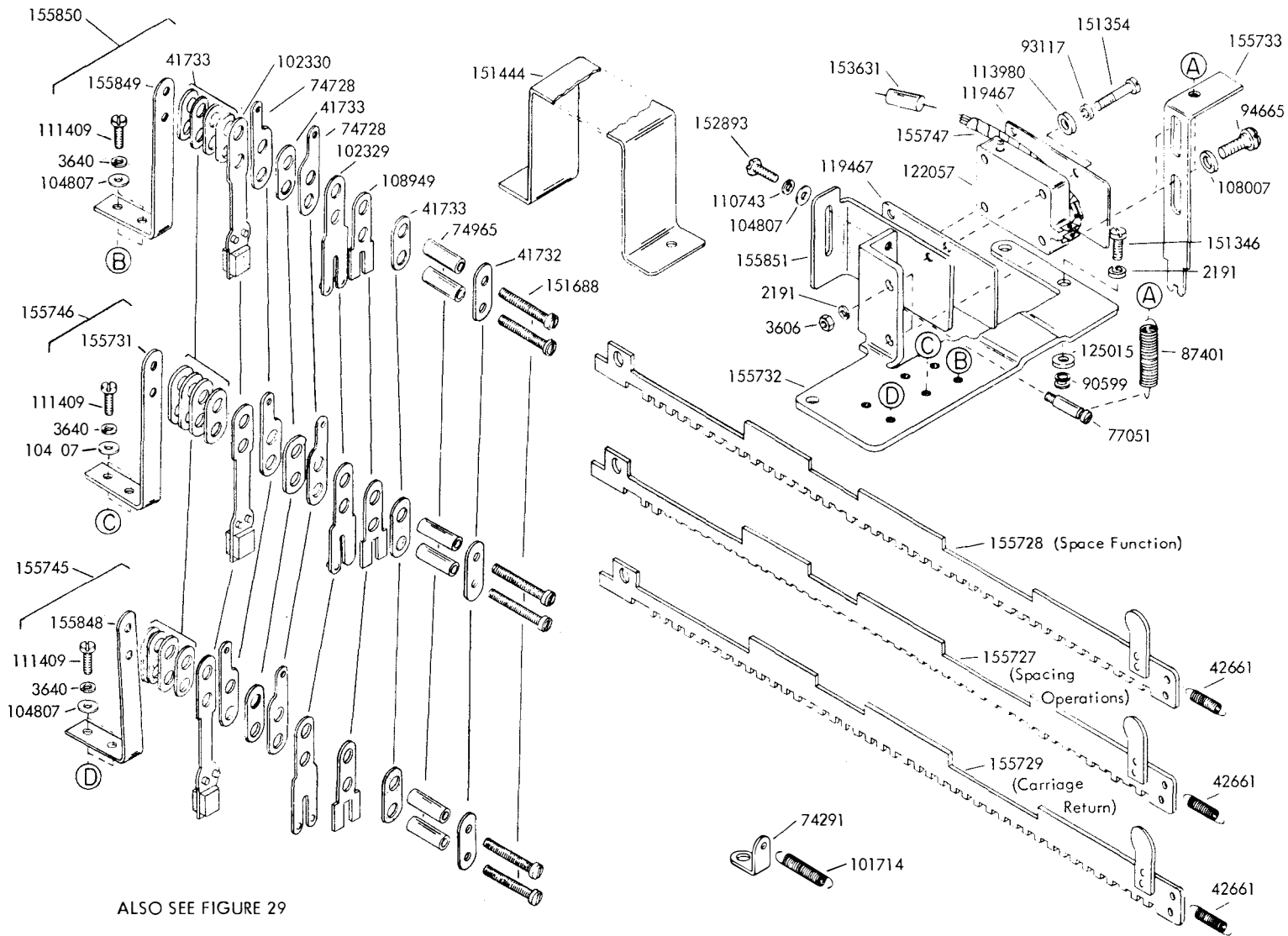
SPECIFICATION 57655



101

FIGURE 28. AUXILIARY CABLES FOR KEYBOARD OR BASE (MARK II)

FIGURE 30. 154783 MODIFICATION KIT TO EQUIP A KEYBOARD WITH OFF-LINE CONTACTS (Continued)



ALSO SEE FIGURE 29

SPECIFICATION 5 625

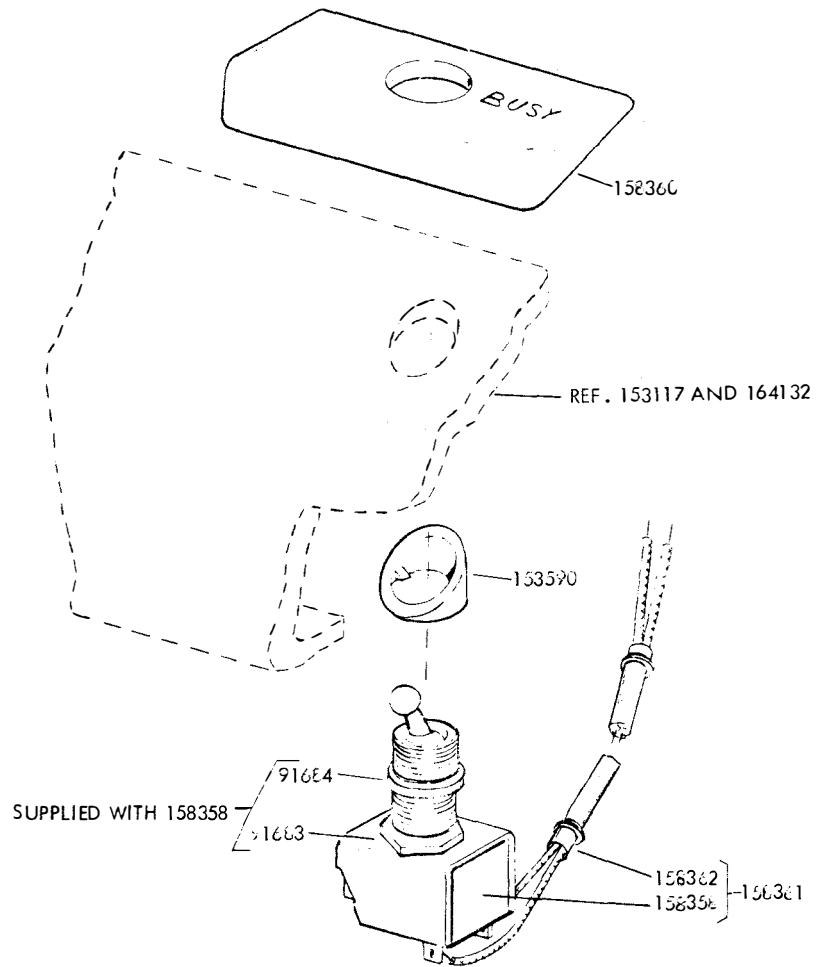
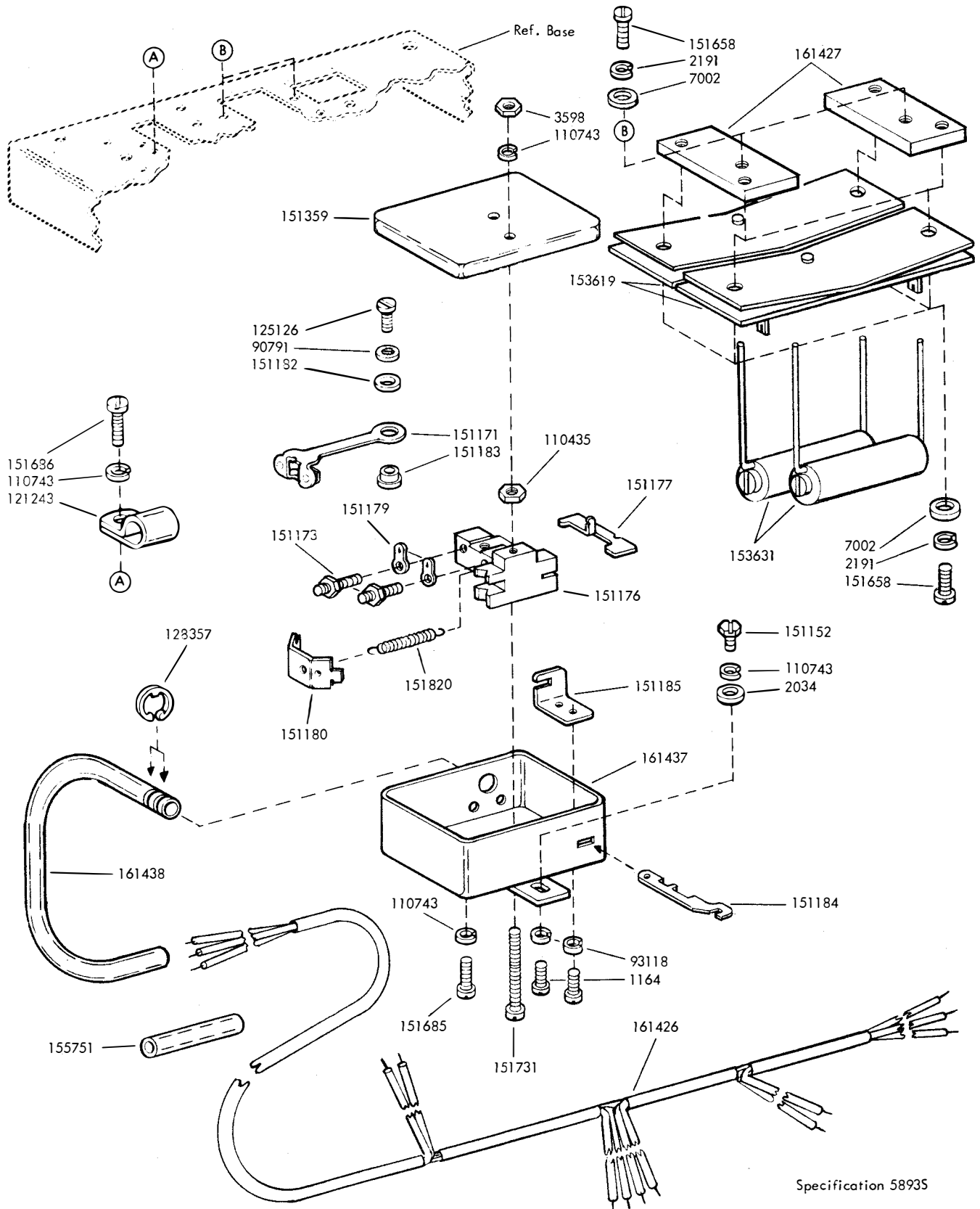


FIGURE 31. 158359 MODIFICATION KIT TO PROVIDE BUSY KEY SWITCH (BASE)

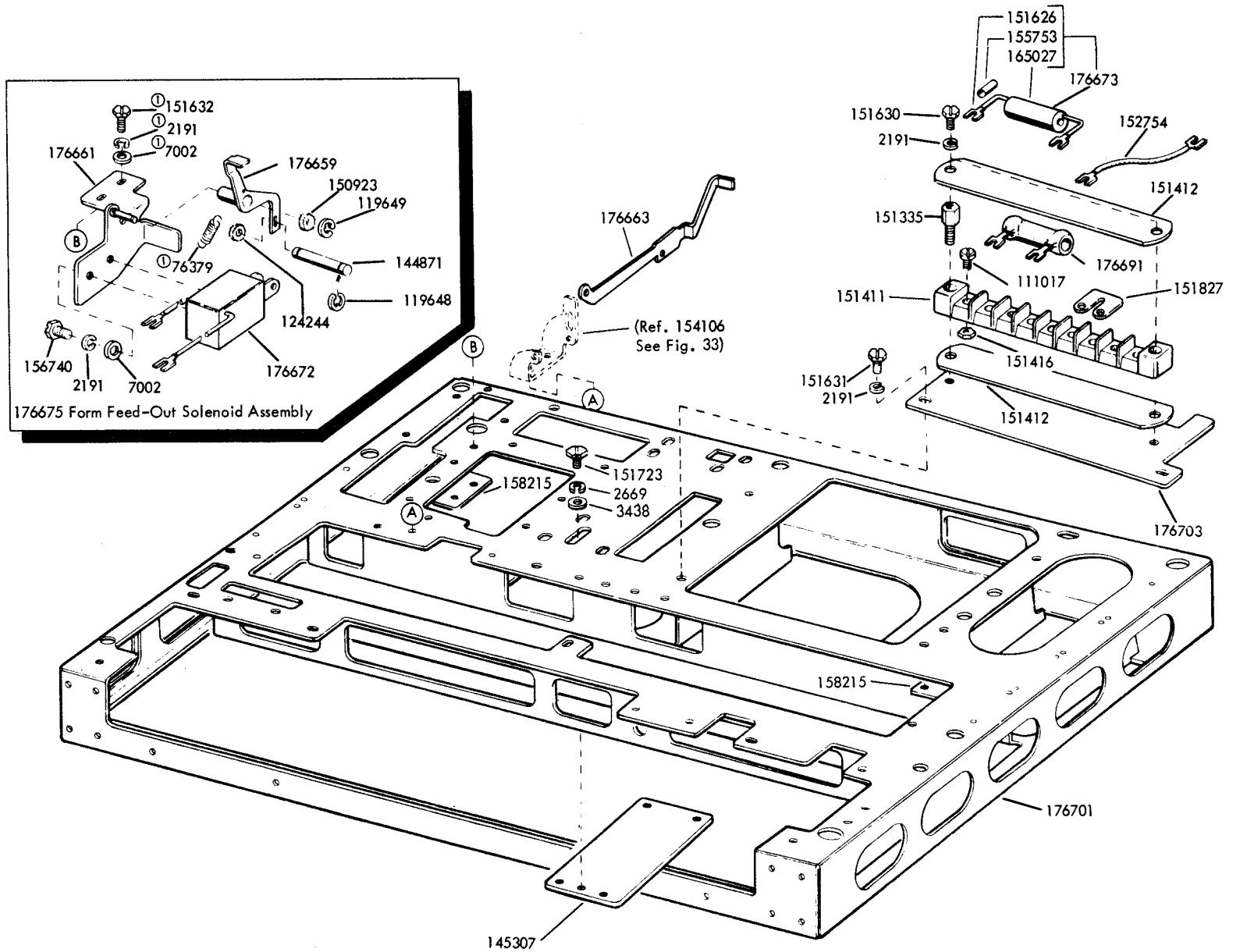


Specification 58935

168

FIGURE 32. 161435 MODIFICATION KIT TO PROVIDE NEUTRAL & INVERSE TRANSMISSION (MARK II)

FIGURE 34. KEYBOARD BASE FOR REMOTE CONTROLLED GEAR SHIFT MECHANISM



Ⓛ Not Part of 176675 Assembly

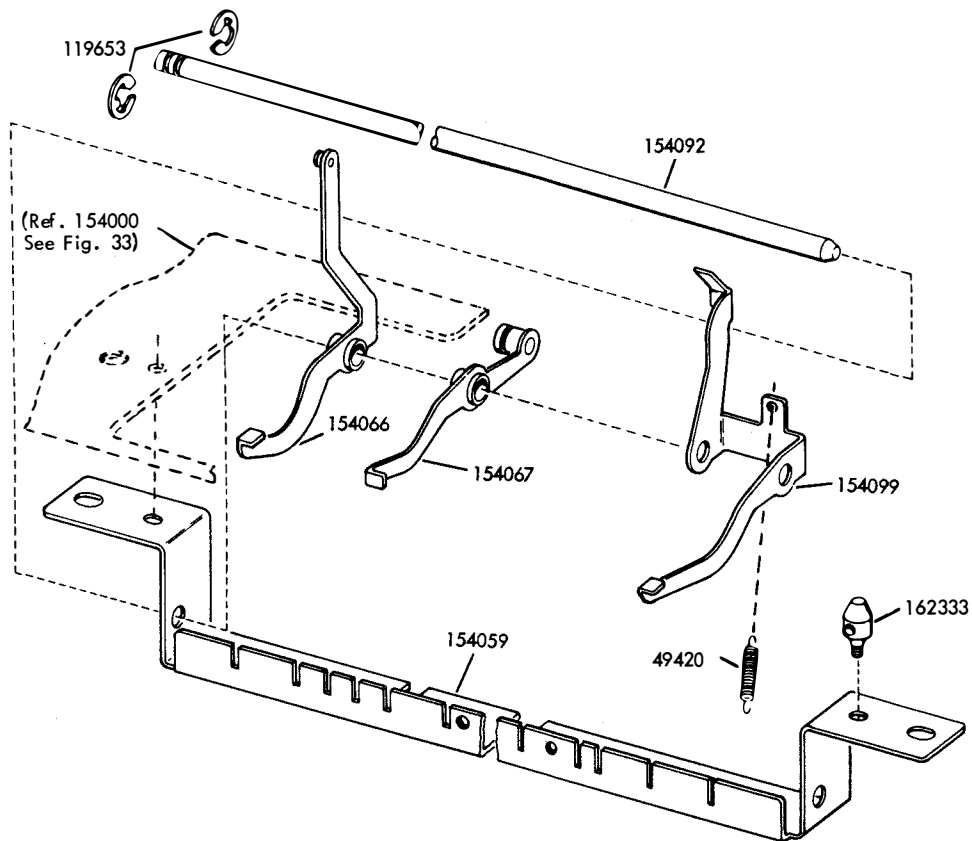


FIGURE 36. FUNCTION BAIL MECHANISM (MARK III)

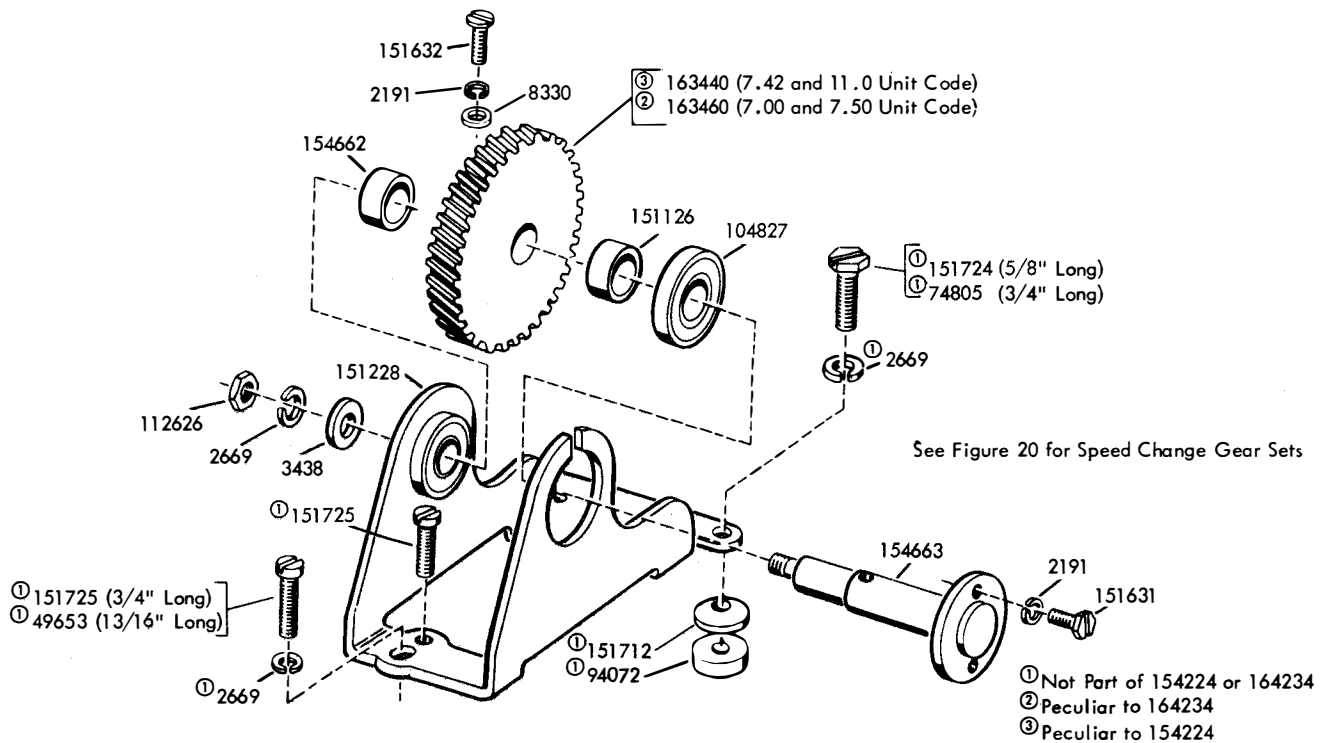


FIGURE 37. 154224 AND 164234 INTERMEDIATE GEAR ASSEMBLIES (MARK III)

172

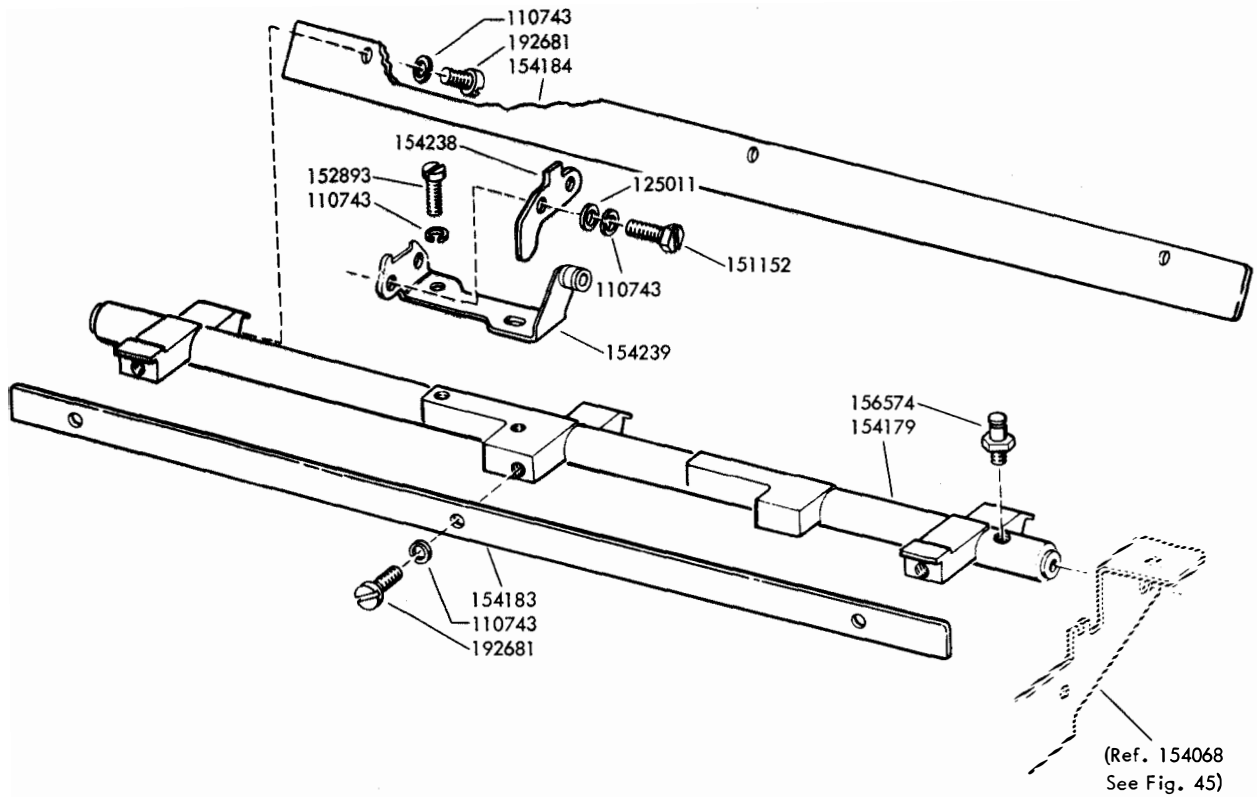


FIGURE 38. 154151 UNIVERSAL BAIL ASSEMBLY (MARK III)

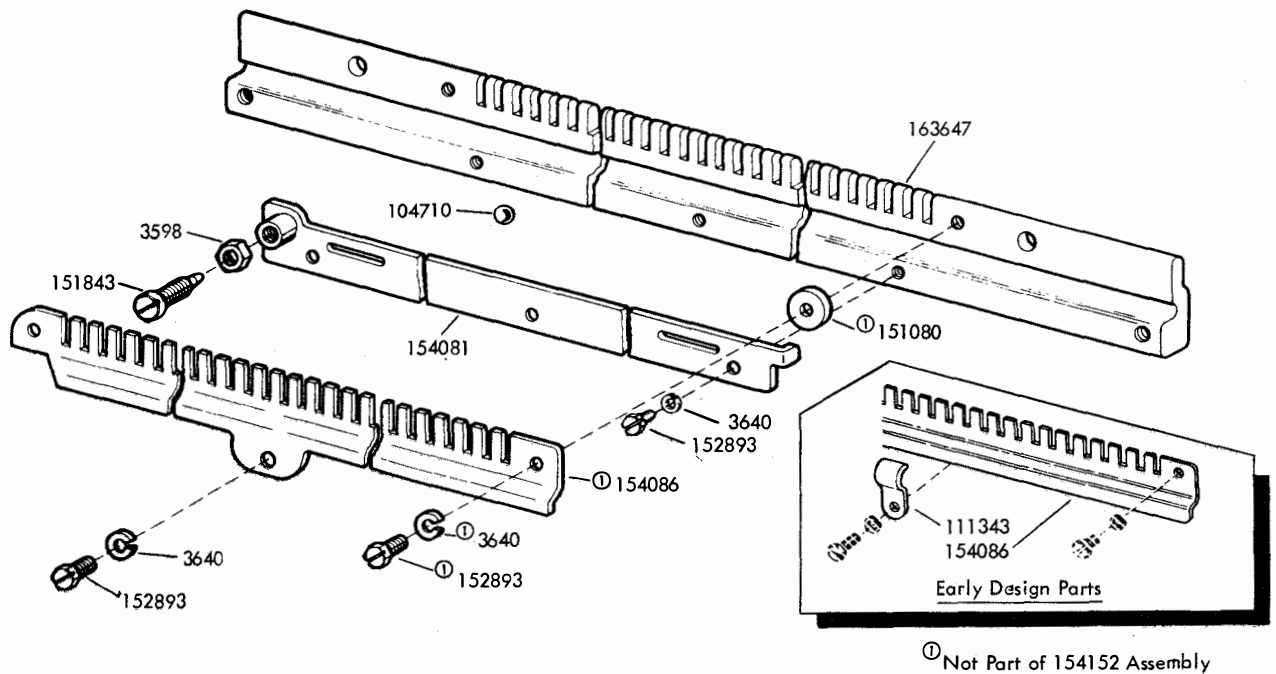


FIGURE 39. 154152 BALL LOCK BAR ASSEMBLY (MARK III)

173

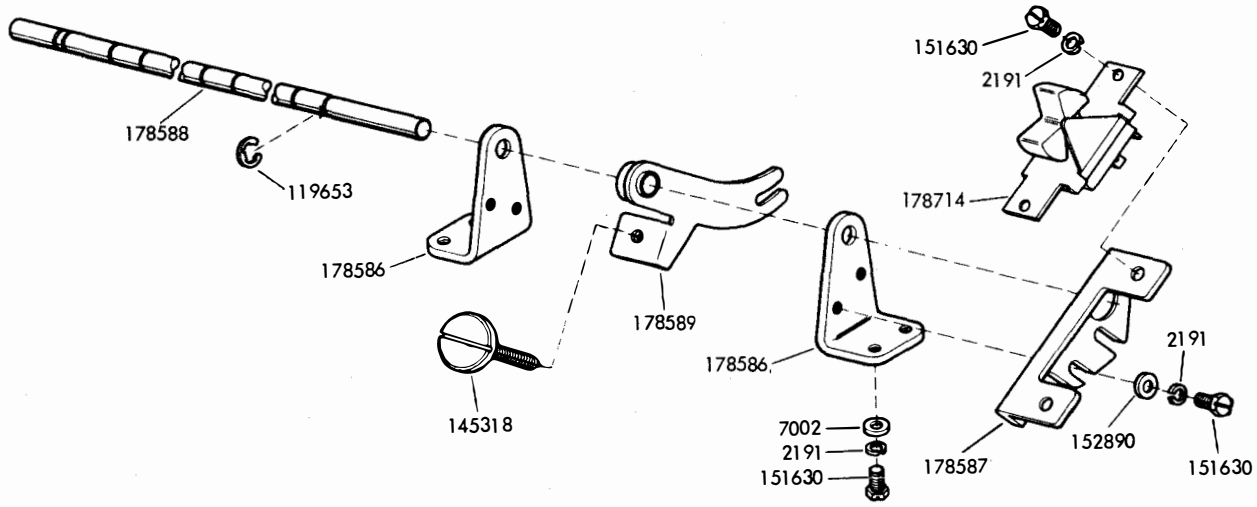
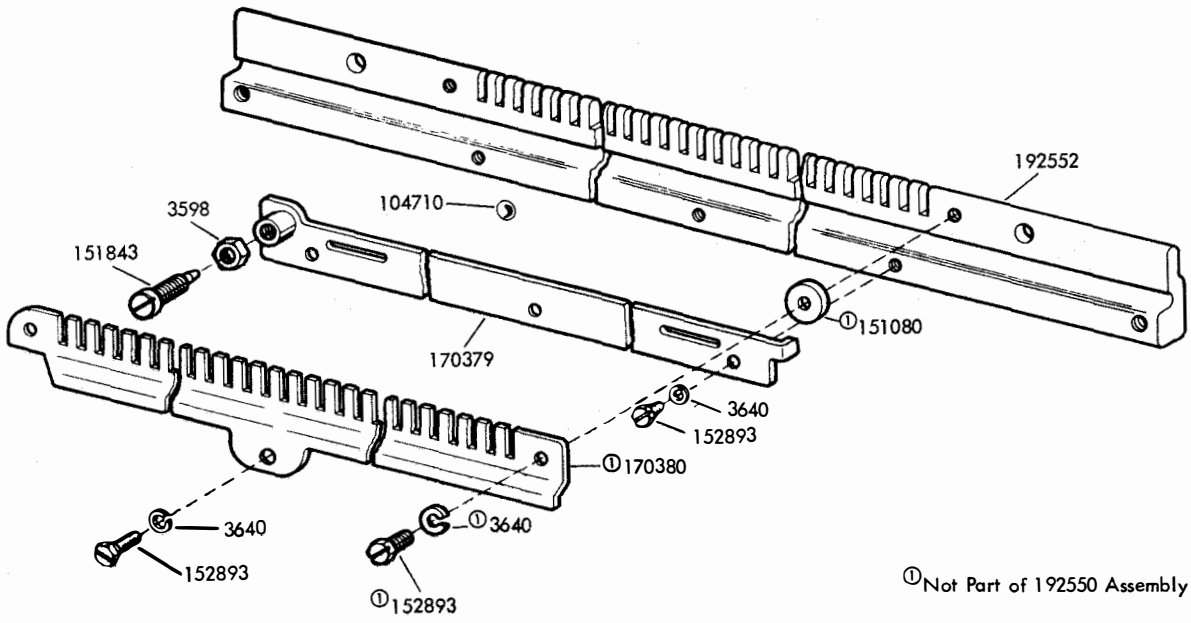


FIGURE 40. TRIP LEVER MECHANISM (WALL MOUNTED)



WALL MOUNTED

FIGURE 41. 192550 BALL LOCK BAR ASSEMBLY (WALL MOUNTED)

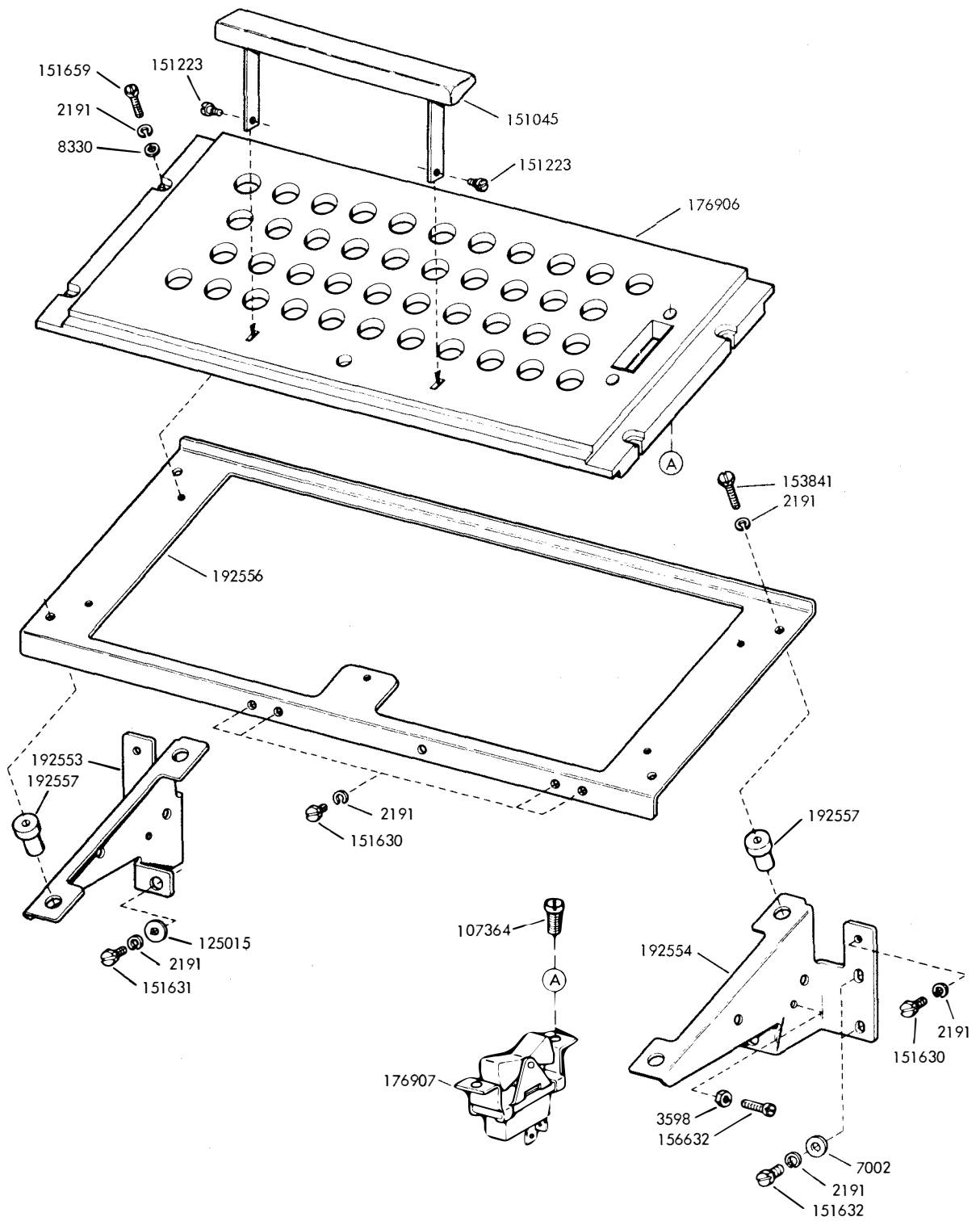
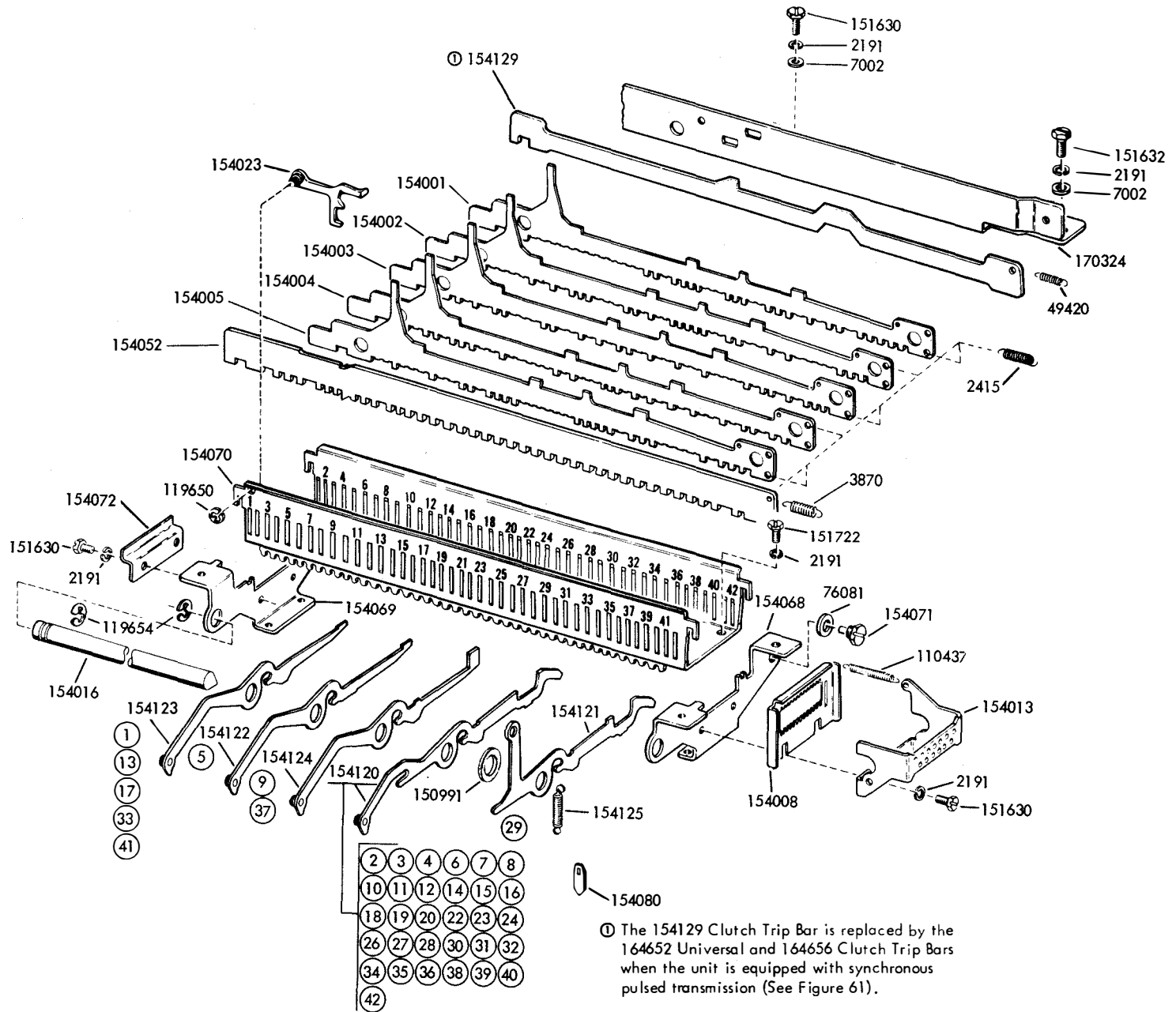
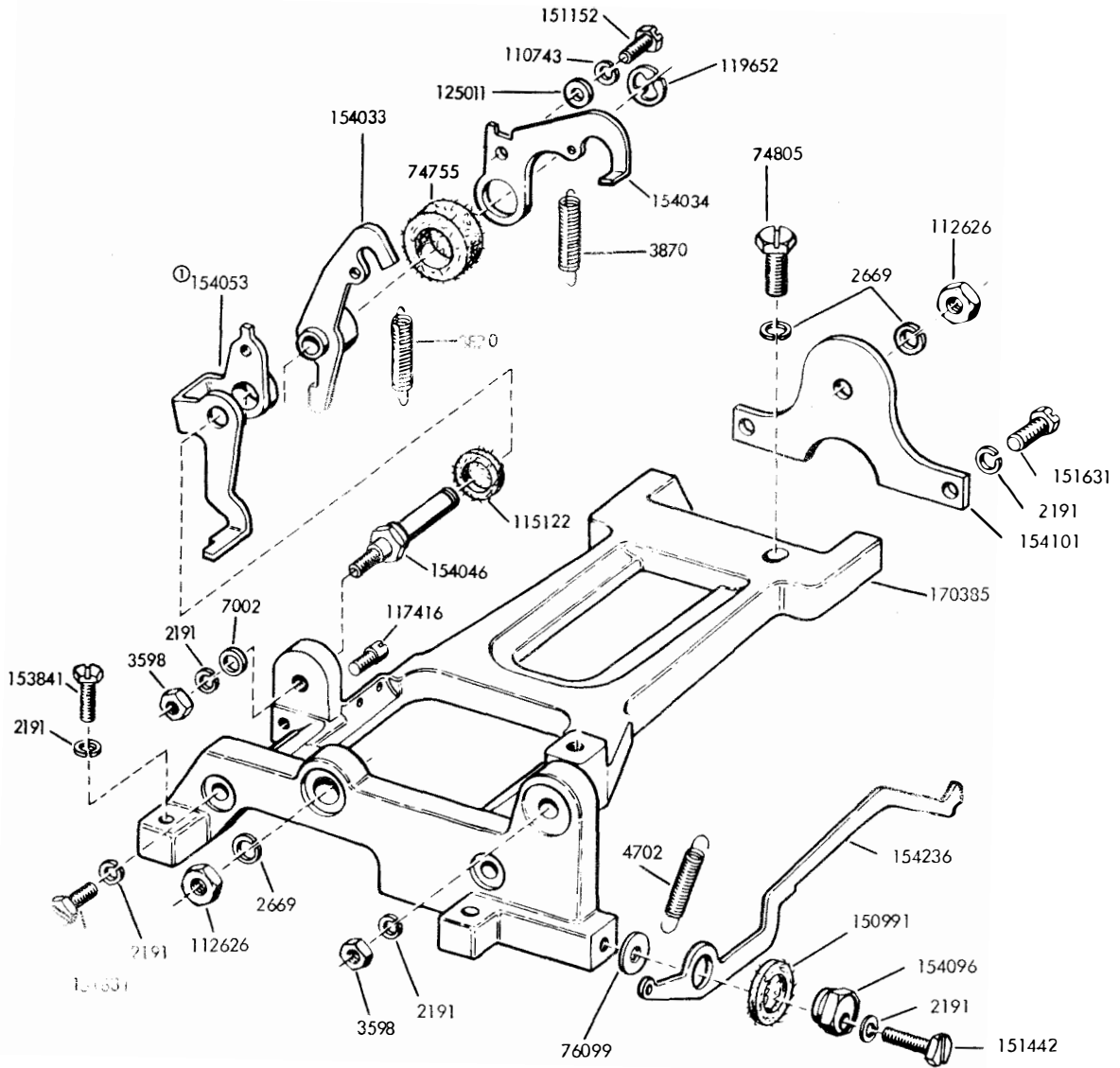


FIGURE 44. KEYBOARD MECHANISM (WALL MOUNTED)

FIGURE 45. CODE BAR MECHANISM (MARK III)

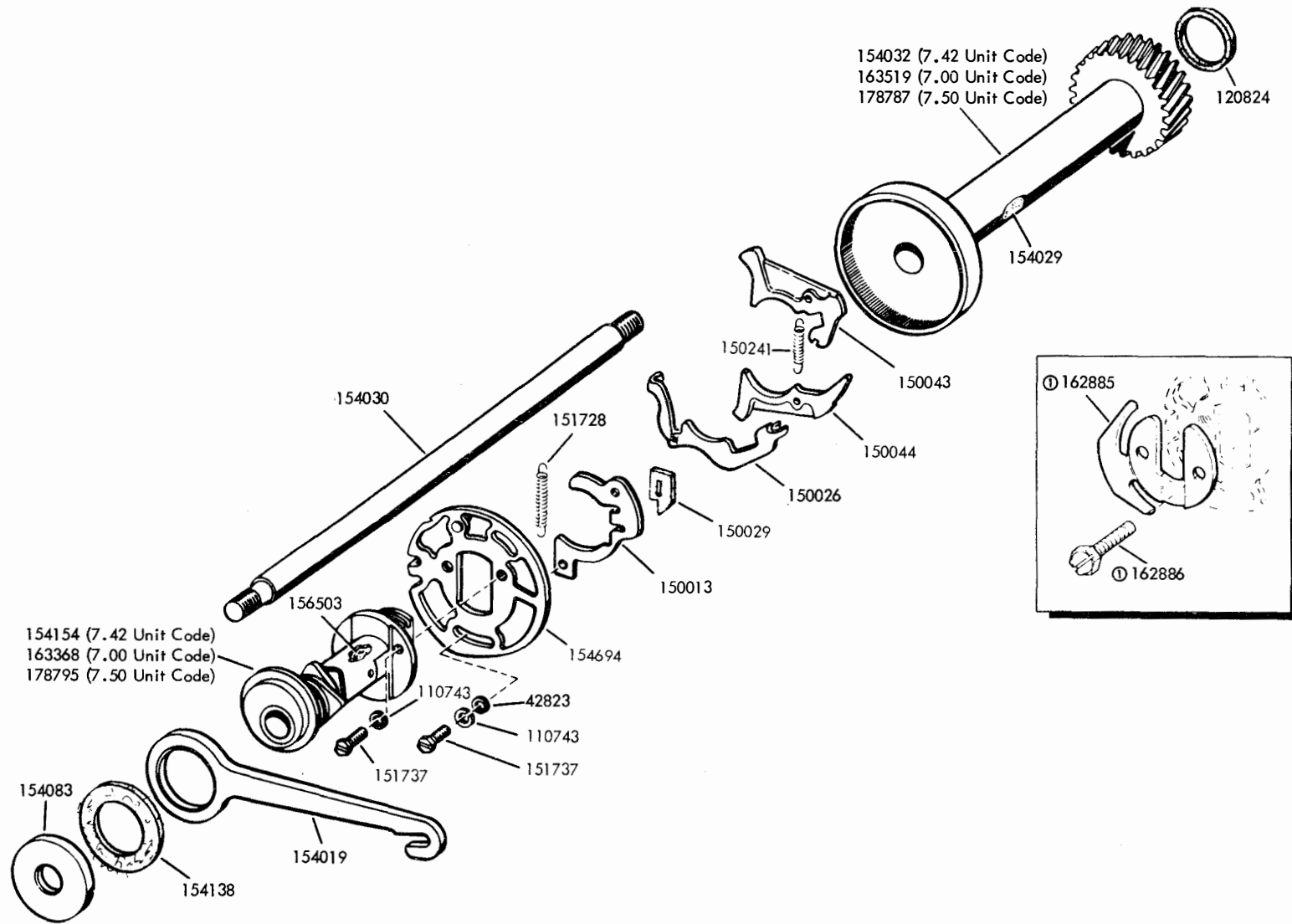




① The 154053 Clutch Trip Bail is replaced by the 164485 Bail when the unit is equipped with synchronous pulsed transmission (See Figure 61).

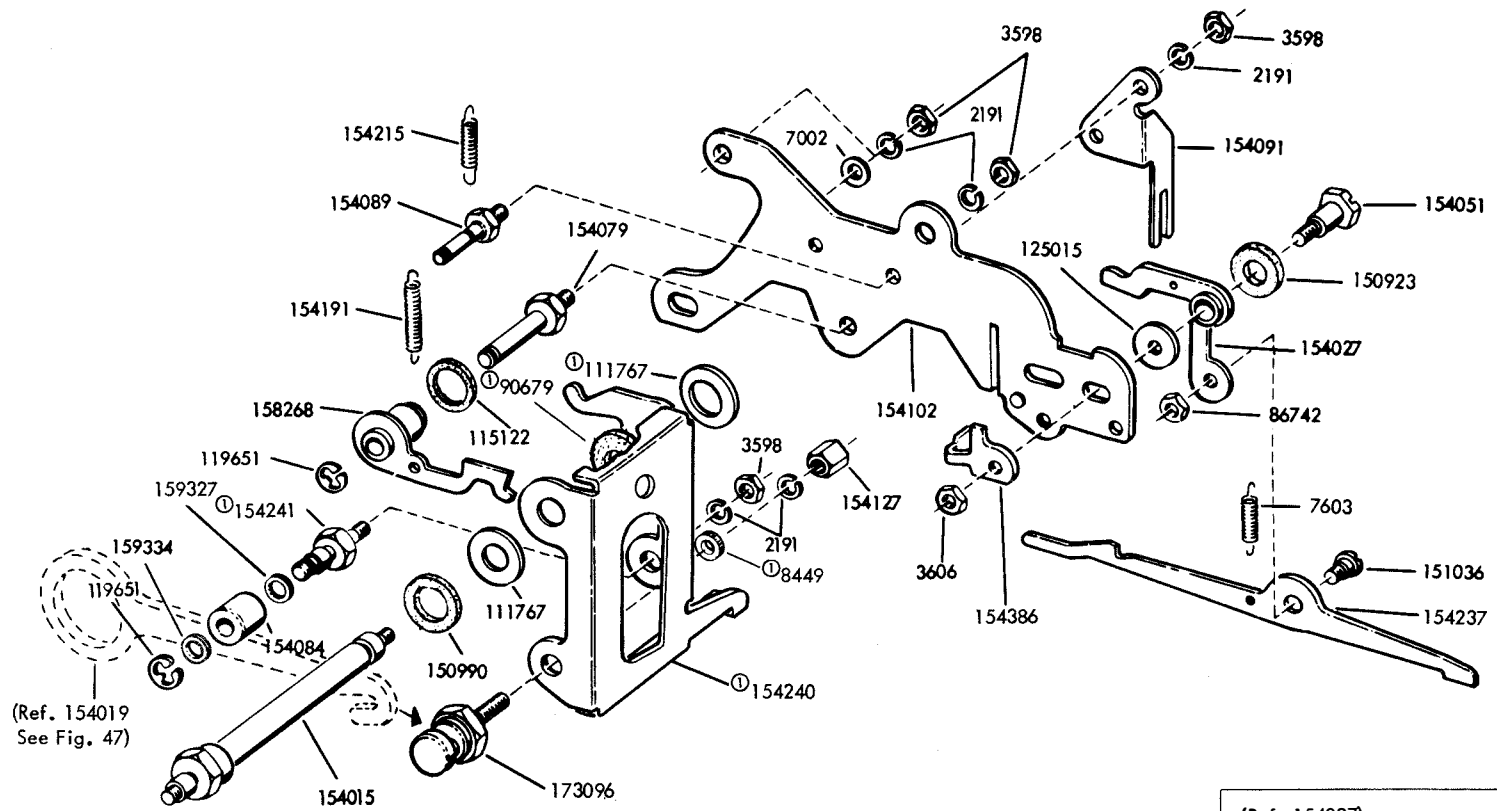
FIGURE 46. SIGNAL GENERATOR FRAME MECHANISM (MARK III)

FIGURE 47. SIGNAL GENERATOR SHAFT MECHANISM (MARK III)

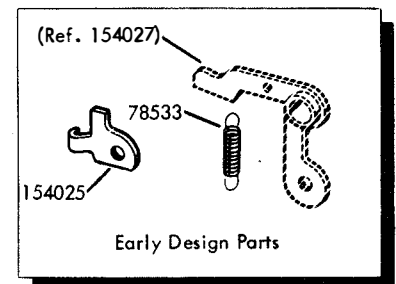


ⓐ Part of 164998 Modification Kit (See Figure 48)

FIGURE 49. SIGNAL GENERATOR REAR PLATE MECHANISM (MARK III)



① 154350 Modification Kit to provide new style code bar bail



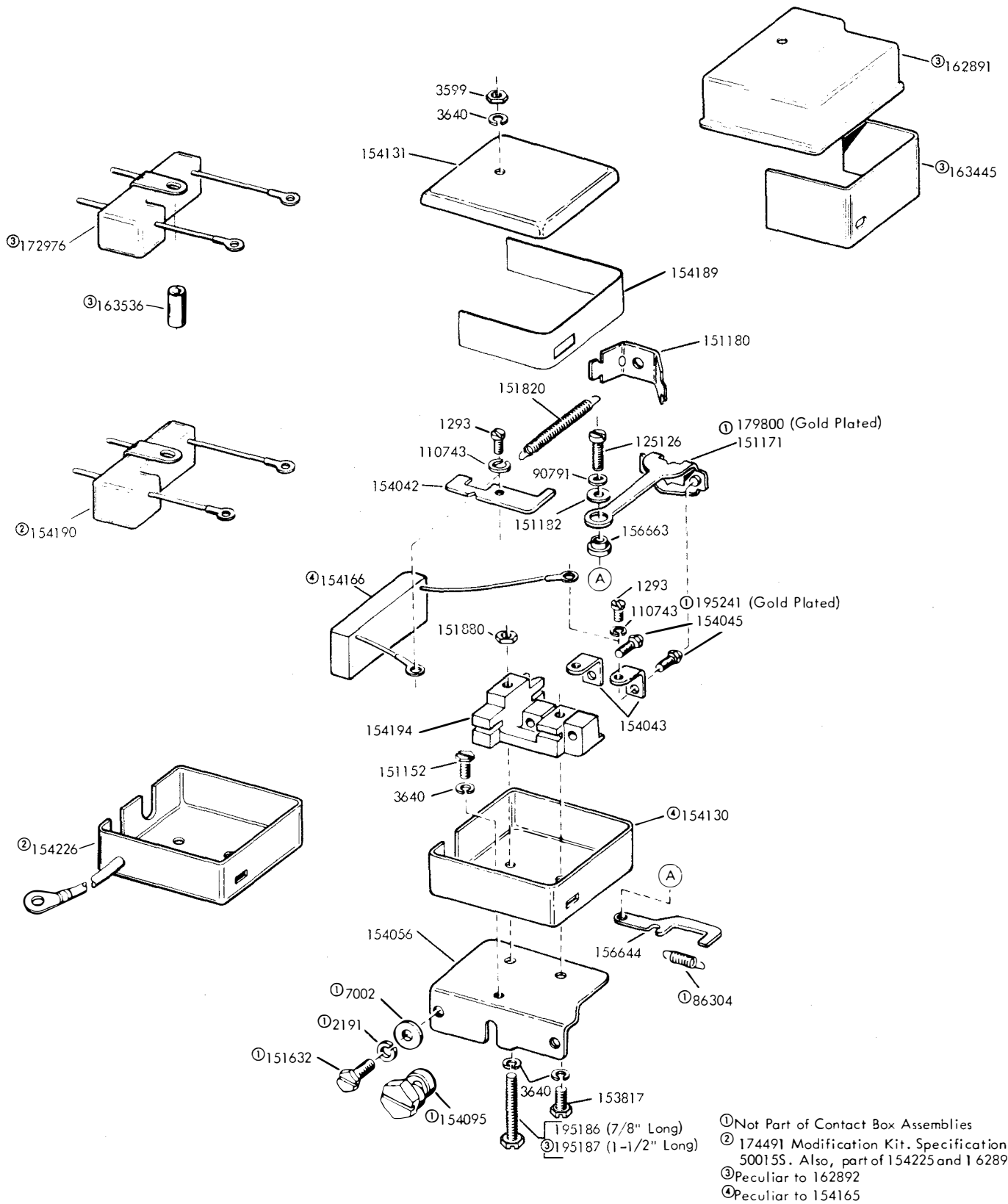
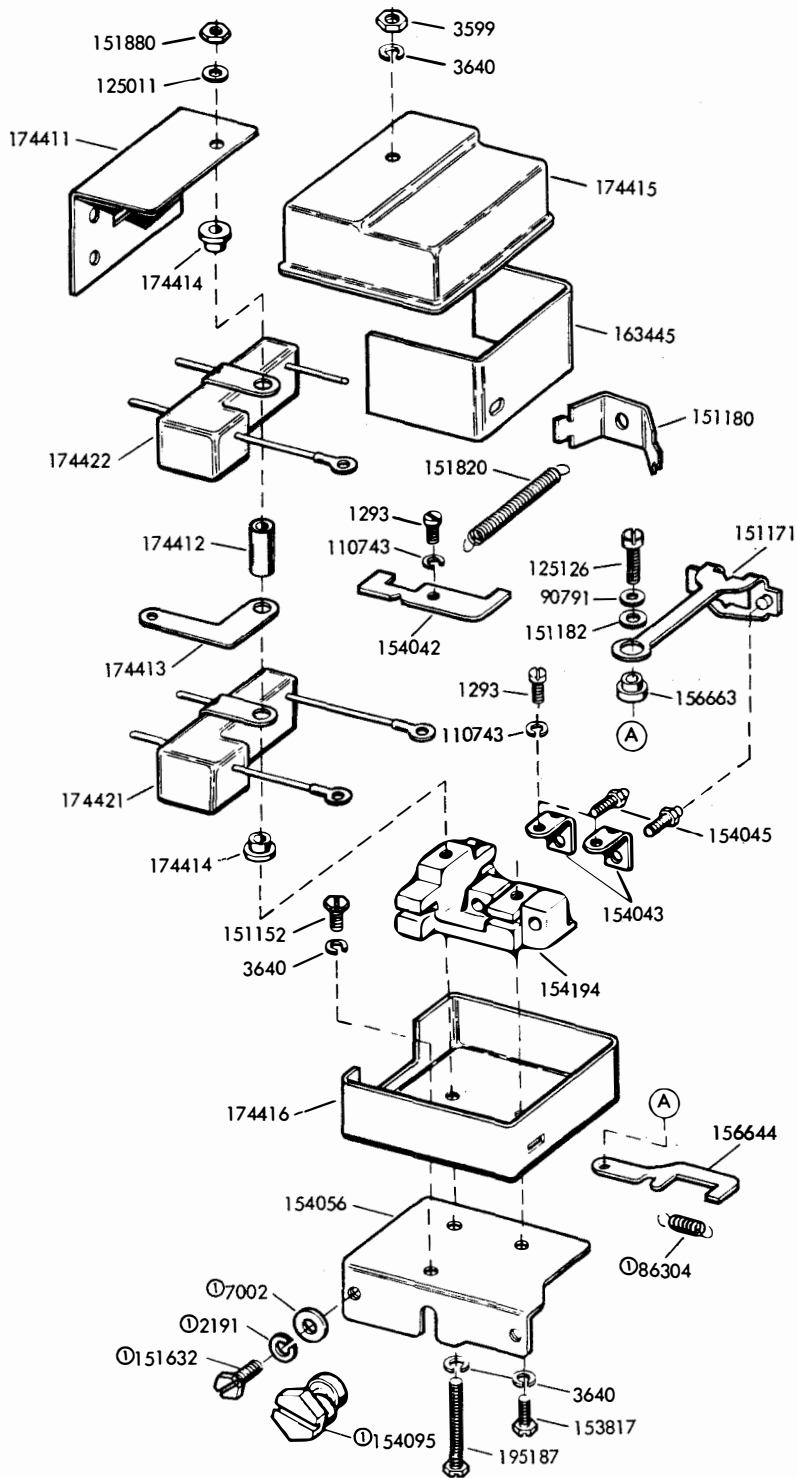


FIGURE 50. 154165 (W/ARC SUPPRESSION), 154225 (W/RF SUPPRESSION-NEUTRAL TRANSMISSION) AND 162892 (W/RF SUPPRESSION - POLAR TRANSMISSION) CONTACT BOX ASSEMBLIES (MARK III)



ⓐ Not Part of 174410 Assembly

FIGURE 51. 174410 CONTACT BOX ASSEMBLY W/RF SUPPRESSION AND SHIELDED SIGNAL LINES-POLAR TRANSMISSION (MARK III)

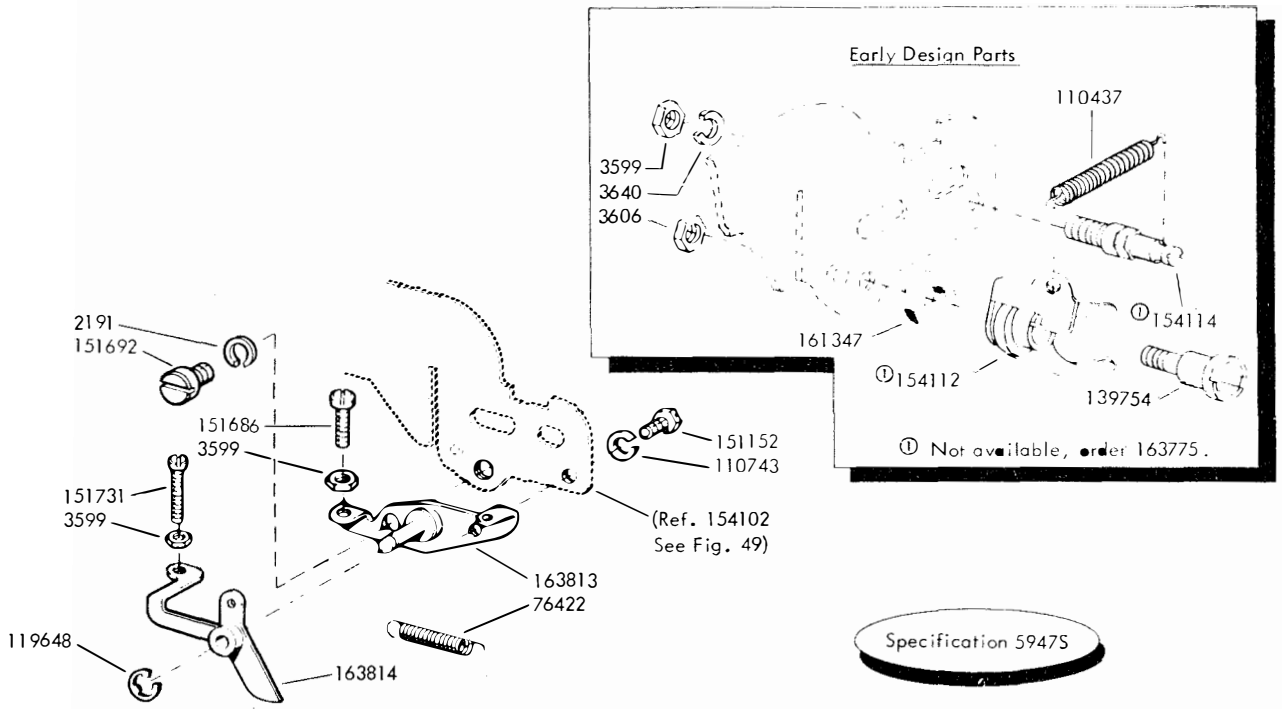


FIGURE 52. 163775 MODIFICATION KIT TO PROVIDE REPEAT ON SPACE MECHANISM (MARK III)

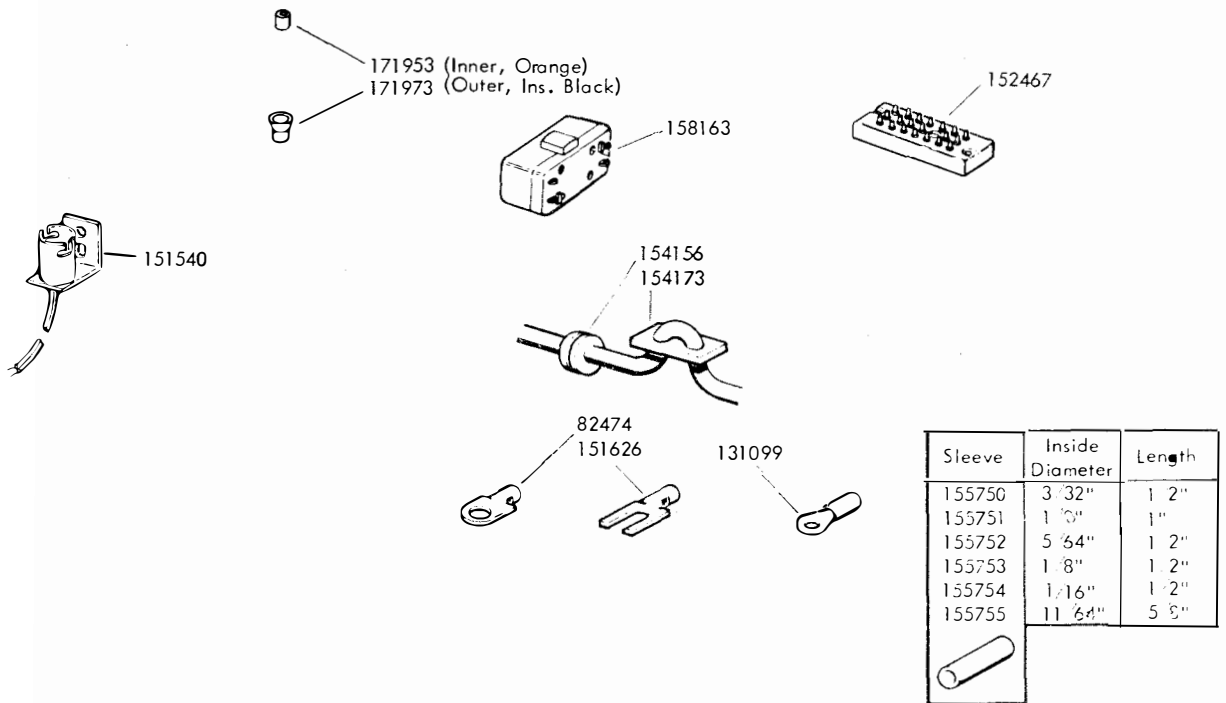


FIGURE 53. KEYBOARD CABLE COMPONENTS

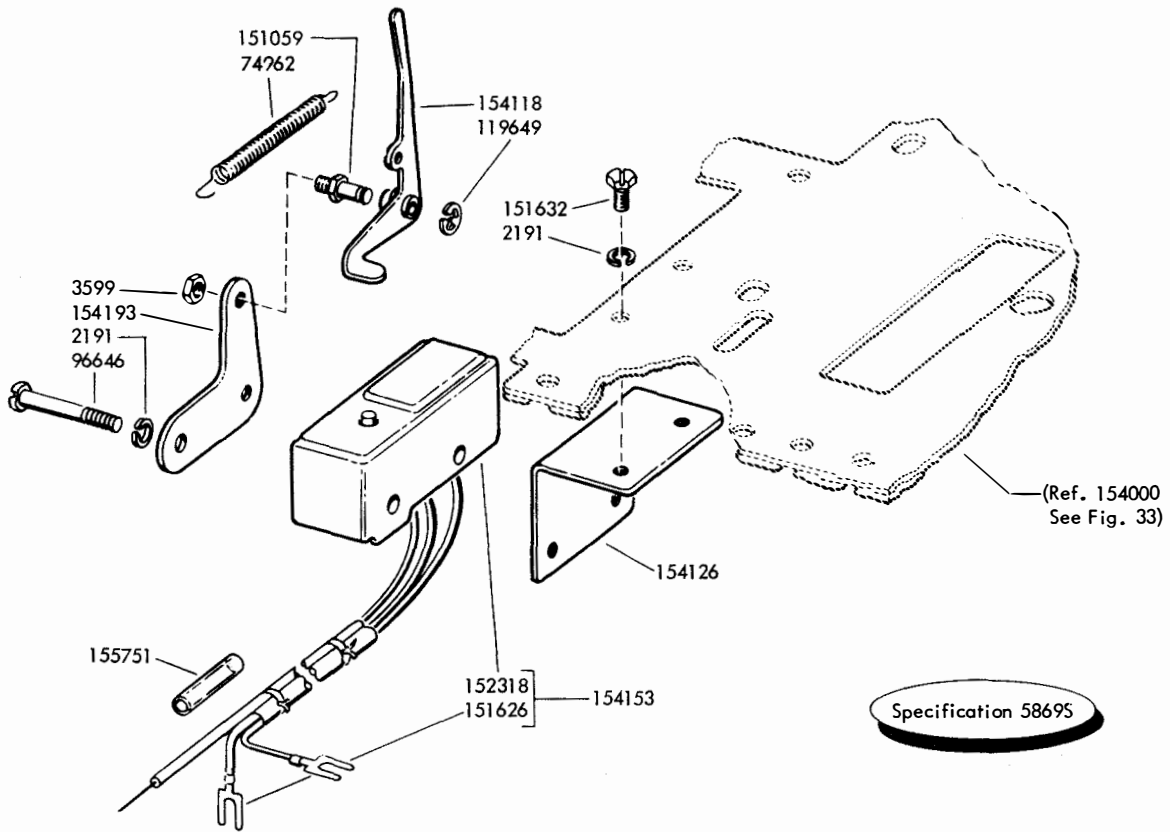


FIGURE 54. 154147 MODIFICATION KIT TO PROVIDE LOCAL PAPER FEED-OUT MOTOR STARTING MECHANISM (MARK III)

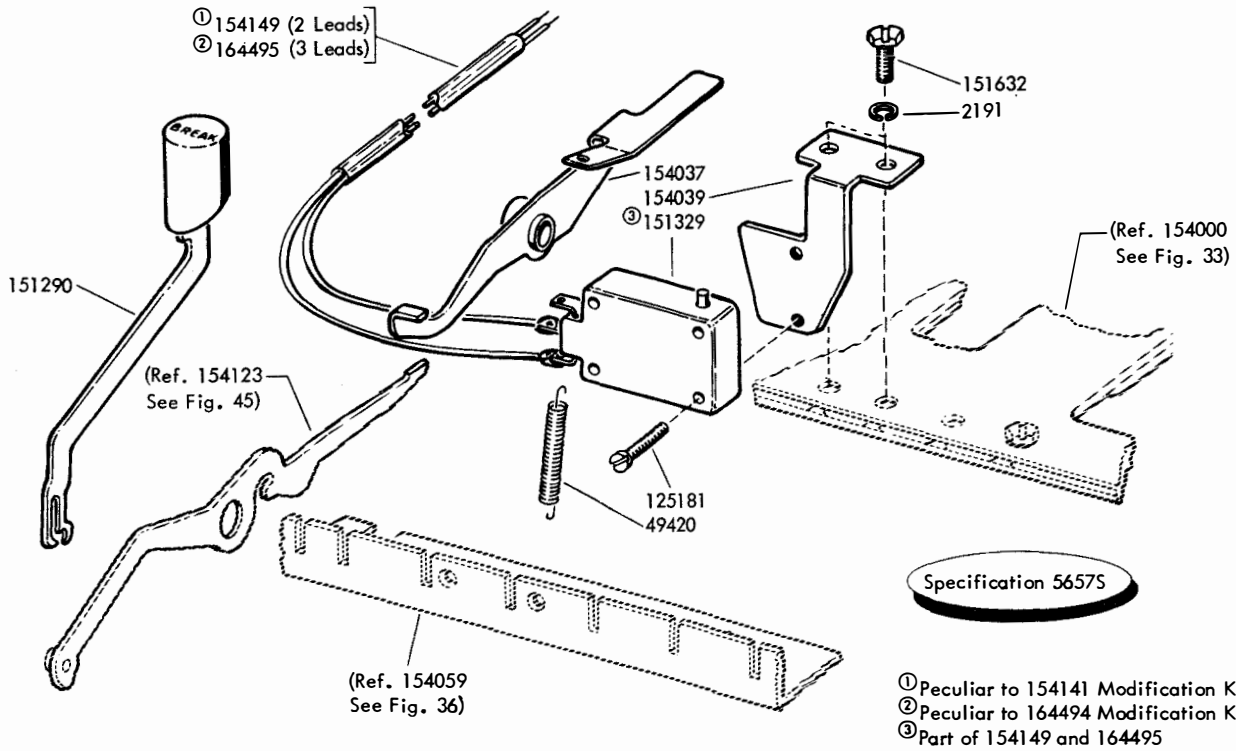


FIGURE 55. 154141 AND 164494 MODIFICATION KITS TO PROVIDE ELECTRICAL SIGNAL LINE BREAK MECHANISM (MARK III)

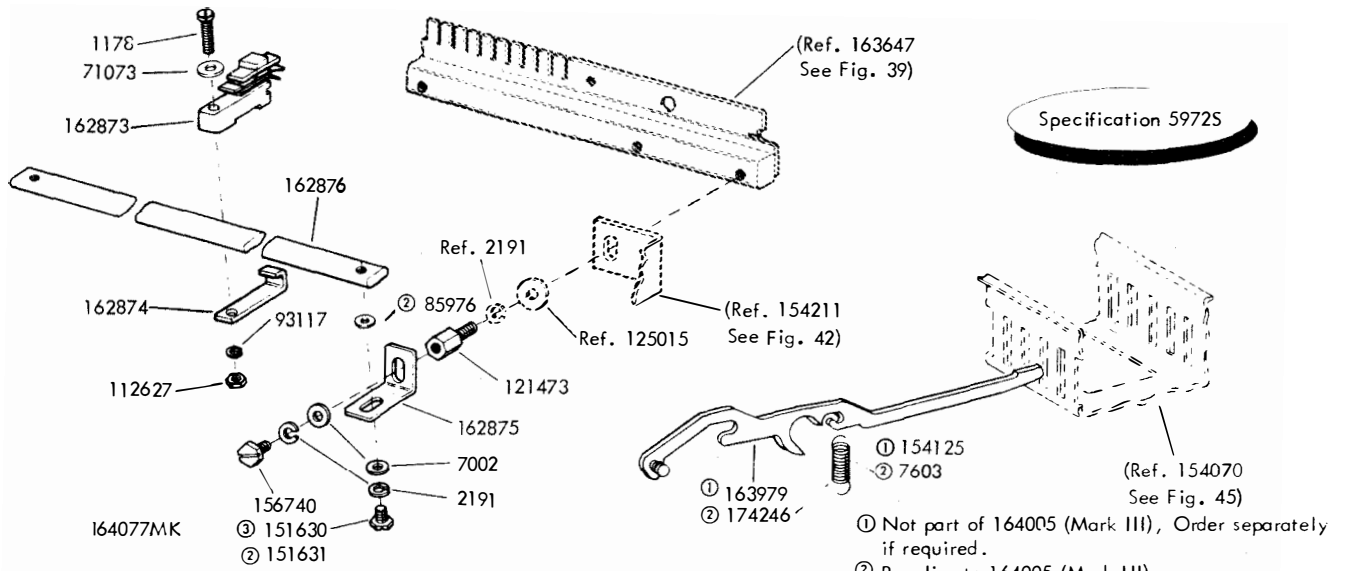


FIGURE 56. 164005 (FOR MARK III) AND 164077 (FOR MARK II) MODIFICATION KITS TO PROVIDE UNIVERSAL KEYBOARD SWITCH

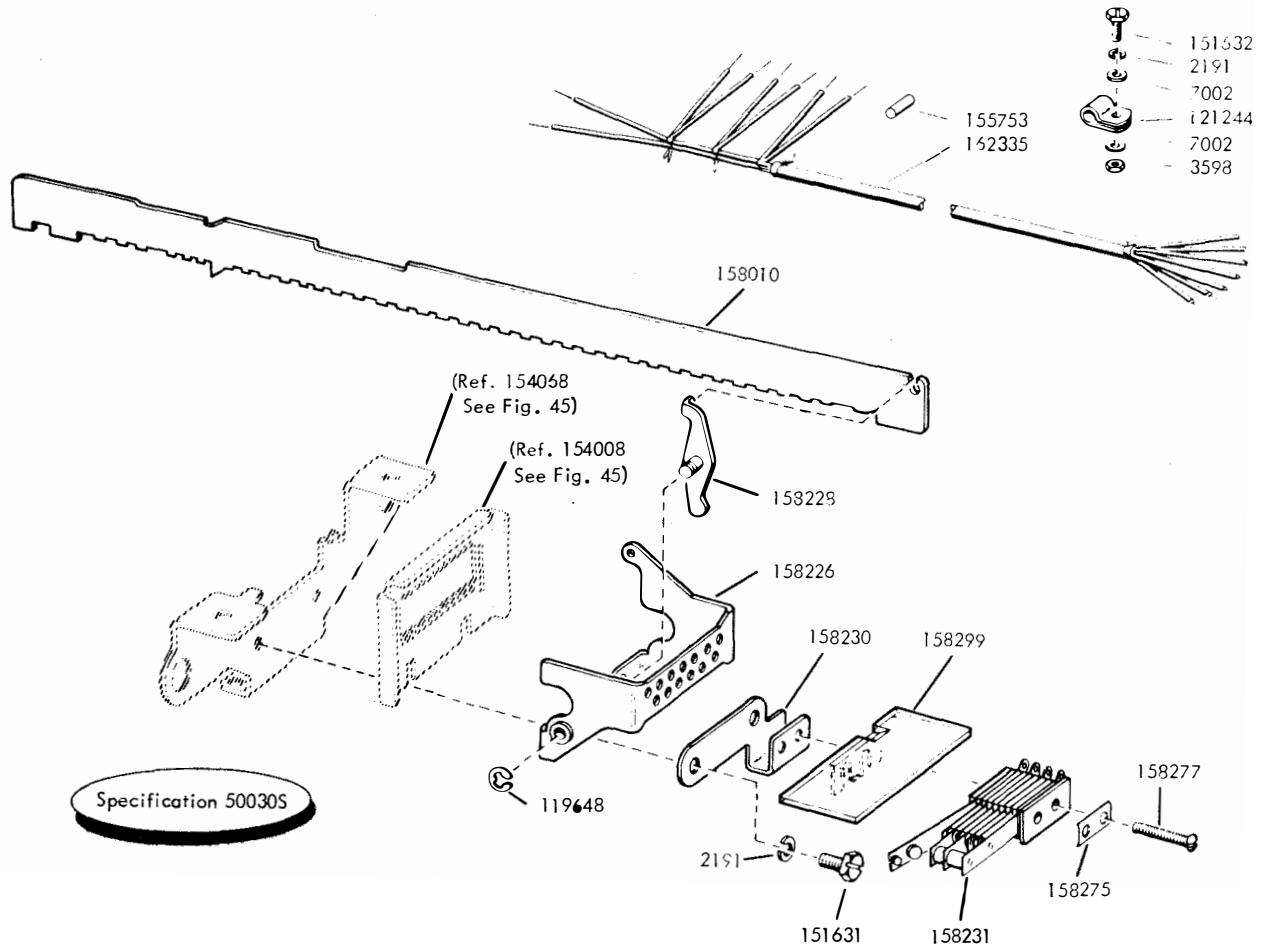


FIGURE 57. 162224 MODIFICATION KIT TO ADD LOCK BAR CONTACT TO KEYBOARD (MARK III)

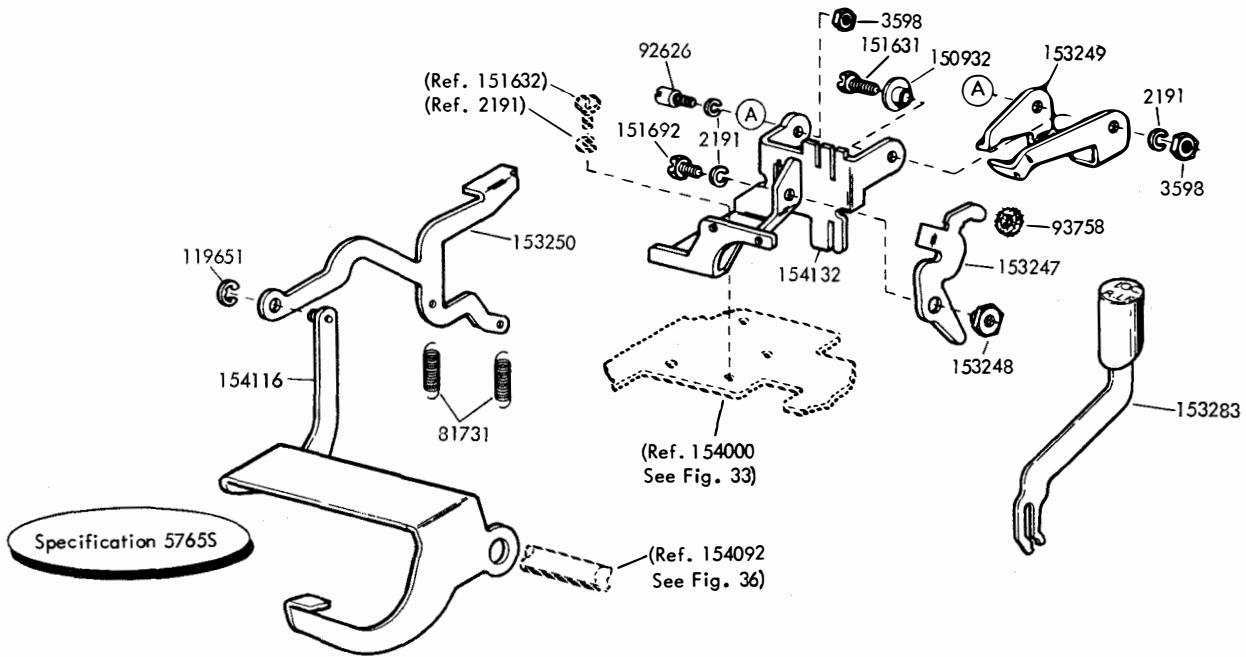


FIGURE 58. 154145 MODIFICATION KIT TO PROVIDE LOCAL REVERSE LINE FEED MECHANISM (MARK III)

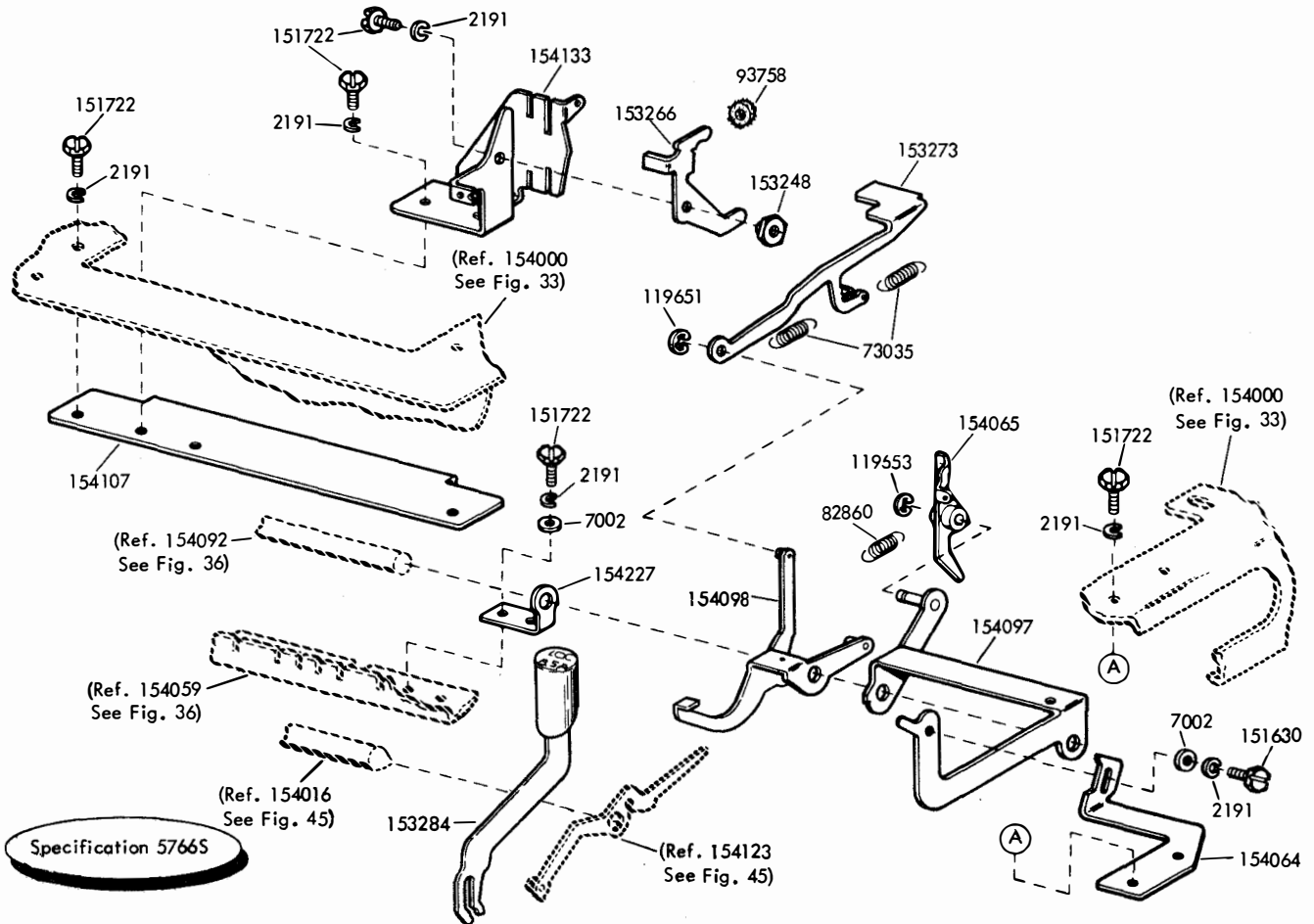
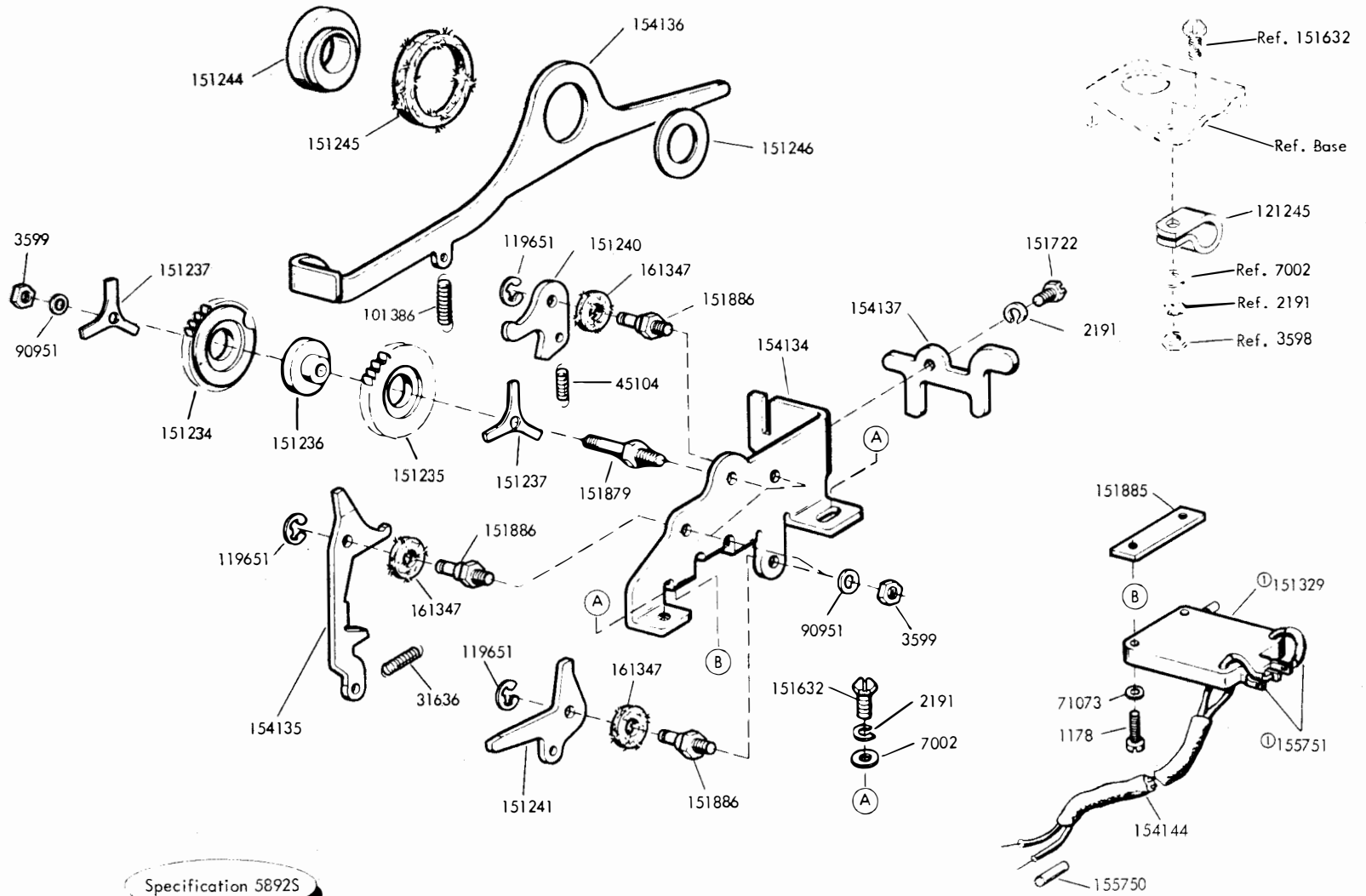


FIGURE 59. 154146 MODIFICATION KIT TO PROVIDE LOCAL BACK SPACE MECHANISM (MARK III)

FIGURE 60. 154142 MODIFICATION KIT TO PROVIDE KEYBOARD WITH TIME DELAY MECHANISM (MARK III)



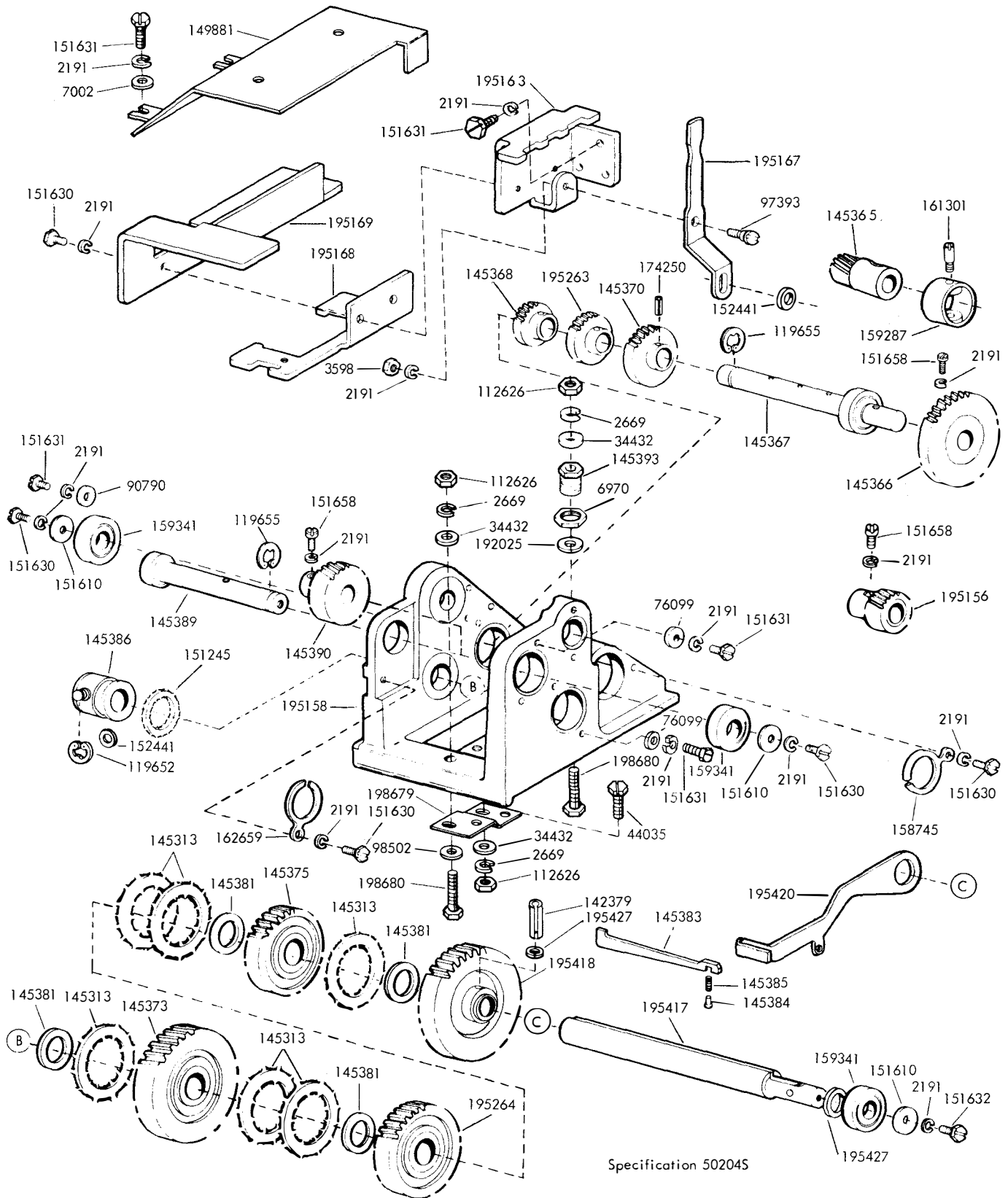


FIGURE 62. 195415 MODIFICATION KIT TO PROVIDE A THREE SPEED GEAR SHIFT (60, 67 and 100 WPM, 7.42 UNIT CODE)

FIGURE 63. 164926 AND 146320 MODIFICATION KITS TO PROVIDE PAPER WINDING FACILITIES FOR SEND-RECEIVE AND RECEIVE-ONLY BASES MOUNTED IN AN APPARATUS CABINET

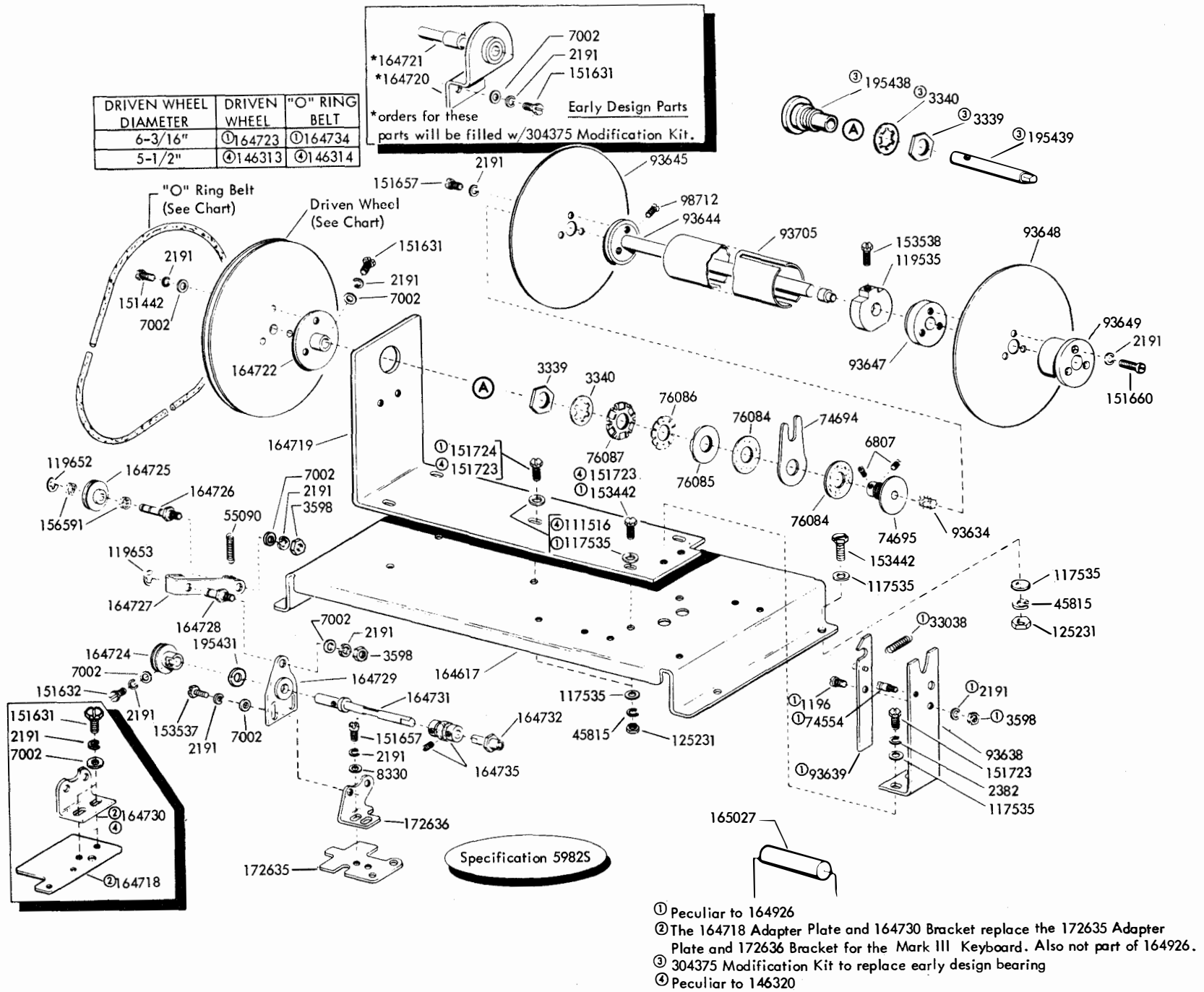
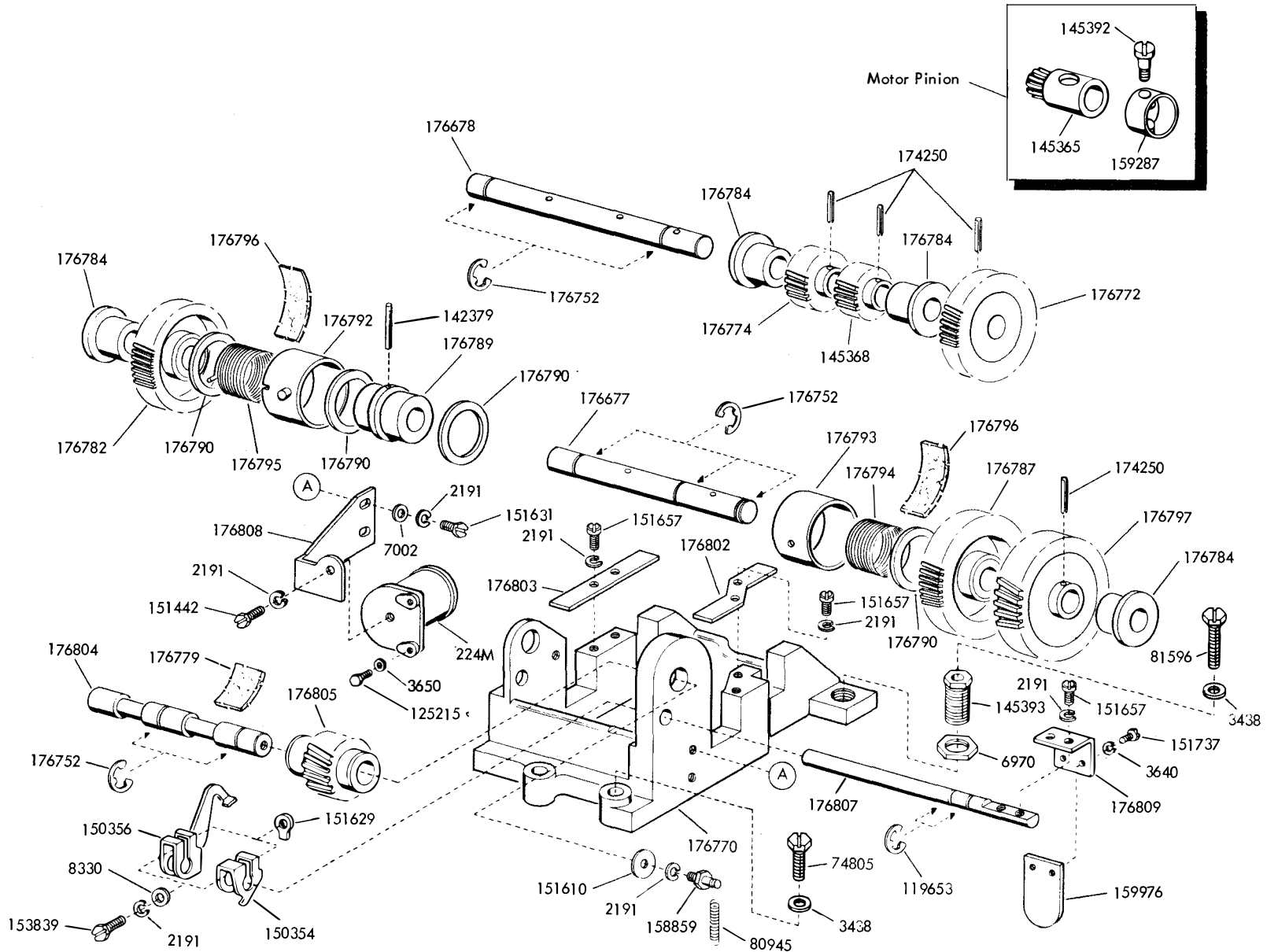


FIGURE 64. REMOTE CONTROLLED SHIFT GEAR MECHANISM
(60 AND 100 WPM, 7.42 UNIT CODE)



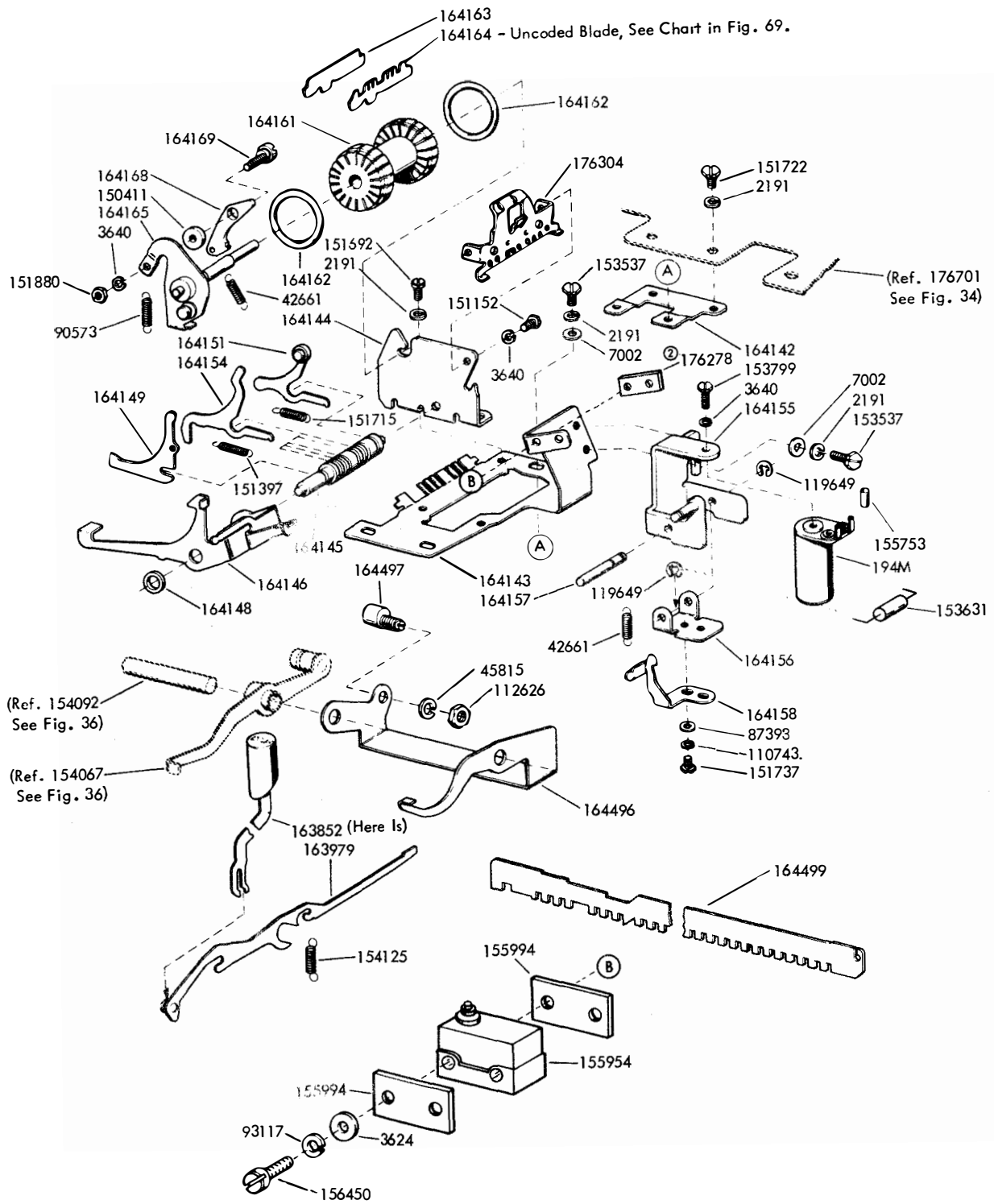
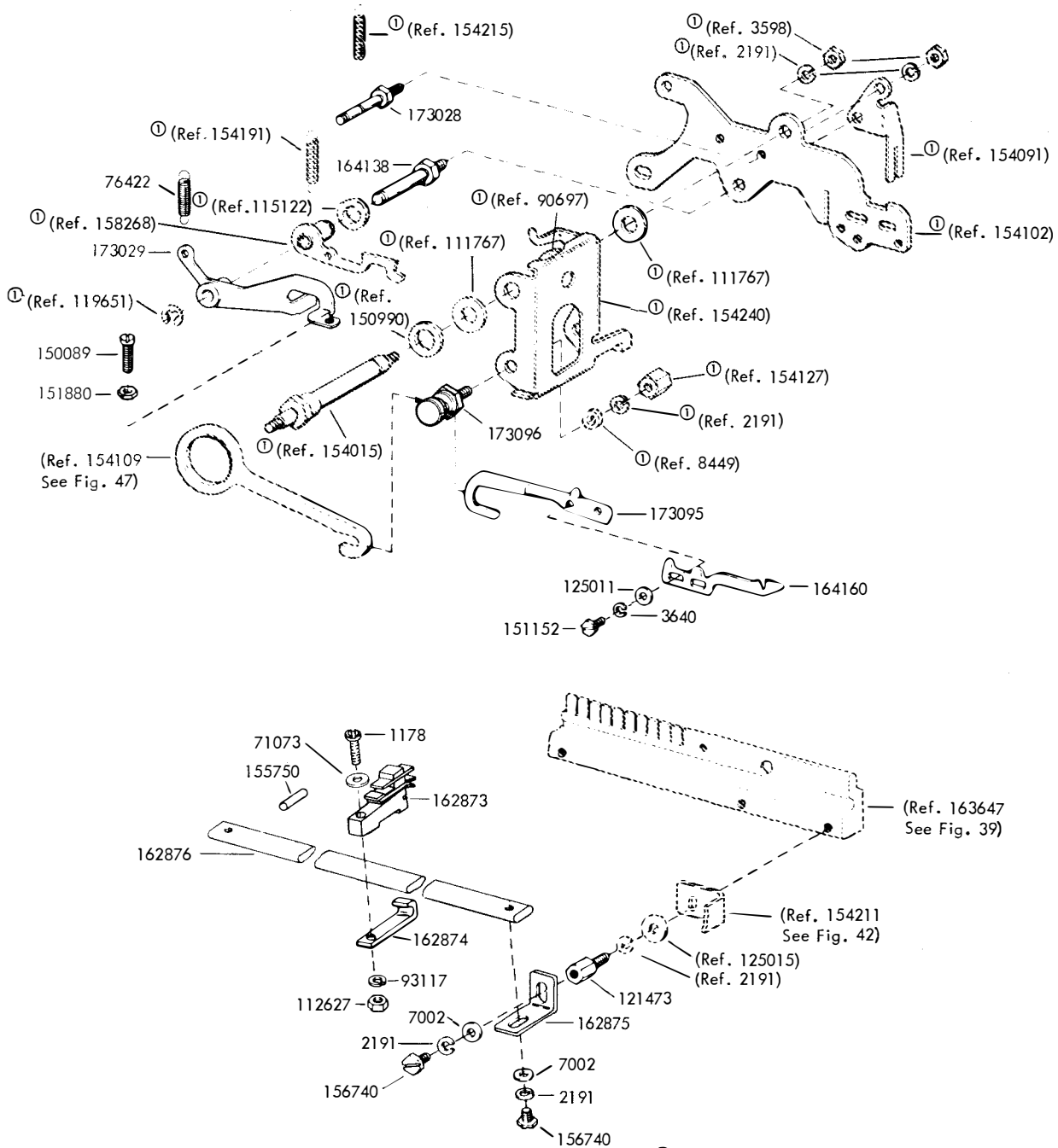


FIGURE 66. ANSWER-BACK MECHANISM



① These reference parts are shown on figure 49

FIGURE 67. ANSWER-BACK MECHANISM (CONTINUED)

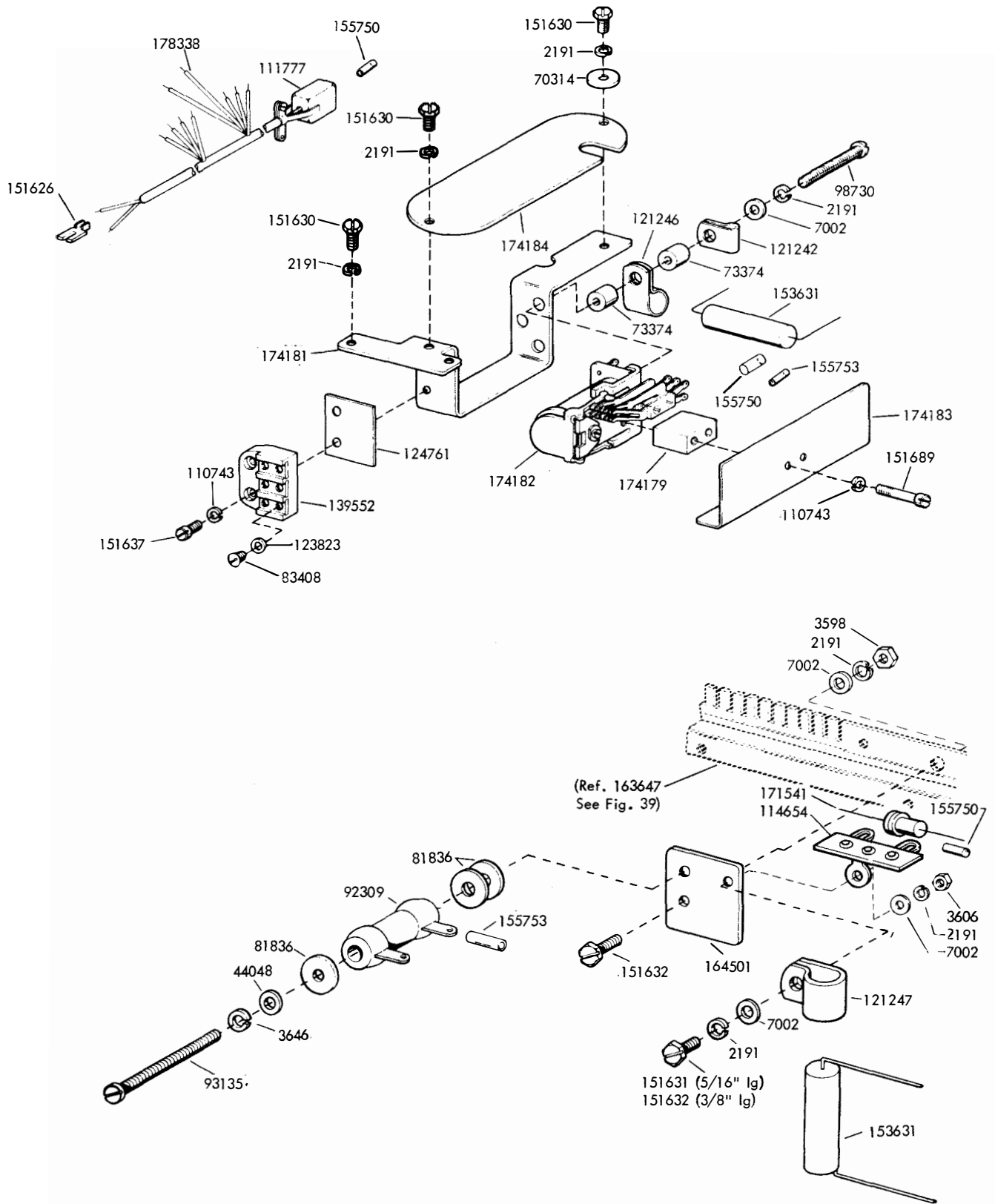
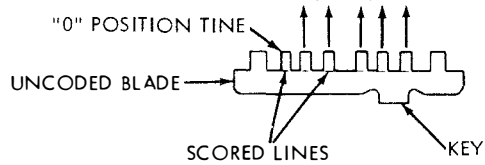


FIGURE 68. ANSWER-BACK MECHANISM (CONTINUED)

197

Character	Code				
	1	2	3	4	5
A	X	X			
B	X			X	X
C		X	X	X	
D	X			X	
E	X				
F	X		X	X	
G		X		X	X
H			X		X
I		X	X		
J	X	X		X	
K	X	X	X	X	
L		X			X
M			X	X	X
N			X	X	
O				X	X
P		X	X		X
Q	X	X	X	X	
R		X		X	
S	X		X		
T					X
U	X	X	X		
V		X	X	X	X
W	X	X			X
X	X		X	X	X
Y	X		X		X
Z	X				X
CARRIAGE RETURN				X	
LINE FEED		X			
LETTERS SHIFT	X	X	X	X	X
FIGURES SHIFT	X	X		X	X
SPACE			X		
BLANK					

— LEAVE TINE
 — REMOVE TINE



Coding Instructions for the Code Blades used in the Answer Back Feature on an LK Keyboard Base.

FIGURE 69. CODING KEYBOARD ANSWER-BACK DRUM BLADE

NUMERICAL INDEX

Part Number	Description and Page Number	Part Number	Description and Page Number	Part Number	Description and Page Number
194M	Coil, Magnet 57	8330	Washer, Flat 5, 8, 34, 38, 39, 54, 55	81596	Screw (10-32 x 1-3/8 Hex) 55
224M	Coil, Magnet 55	8449	Spacer (.094") 44, 56	81726	Terminal 52
247M	Coil, Magnet 33	27263	Screw (5-40 x 7/16 Hex) 27	81731	Spring 25, 50
252M	Coil, Magnet 52	31636	Spring 15, 23, 27, 51	81774	Washer, Flat 37
263M	Coil, Magnet 52	33038	Spring 54	81836	Washer, Insulating 59
1020	Screw (6-40 x 1/4 Hex) 43	34432	Washer, Flat 5, 53, 56	82463	Spring 19
1028	Screw (4-4 x 1/4 Fil) 33	41325	Nut (5-40 Hex) 27	82474	Terminal 11, 47
1047	Screw, Shoulder (6-40) 11, 21	41663	Washer, Flat 5	82547	Insulator (.094") 43, 52
1164	Screw (2-56 x 3/16 Fil) 18, 30	41720	Spring, Contact 52	82548	Insulator (.062") 43, 52
1178	Screw (2-56 x 7/16 Fil) 23, 49, 51, 58	41732	Plate, Clamp 28, 52	82860	Spring 24, 50
1193	Screw (10-32 x 7/8 Fil) 56	41733	Insulator (.062") 28	83408	Screw (6-40 x 3/16 Rd) 59
1196	Screw, Shoulder (6-40) 54	42661	Spring 6, 28, 57	83913	Spring, Contact 52
1210	Screw (2-56 x 5/8 Fil) 31	42823	Washer, Flat 6, 16, 42	85957	Washer, Flat 9
1257	Screw (10-32 x 1-1/8 Fil) 56	43954	Bell 33	85976	Washer, Flat 49
1293	Screw (4-40 x 1/8 Fil) 45, 46	44035	Screw (10-32 x 9/16 Hex) 53	86079	Washer, Felt 18
2034	Washer, Flat 15, 17, 18, 30	44048	Washer, Flat 59	86304	Spring 45, 46
2191	Washer, Lock 4 to 11, 15, 16, 19, 21, 23, 24, 25, 27, 28, 30 to 34, 36 to 41, 43 to 59	45104	Spring 23, 51	86720	Post, Spring 15
2247	Washer, Flat 18	45815	Washer, Lock 54, 57	86742	Nut (4-40 Hex) 17, 21, 44
2382	Washer, Lock 54	49420	Spring 15, 34, 40, 48, 52	86835	Spring 4, 31, 33
2415	Spring 40	49653	Screw (10-32 x 3/16 Fil) 34	86959	Bushing, Insulating 52
2449	Washer, Lock 4, 33, 56	55090	Spring 54	87398	Washer, Flat 57
2481	Washer, Flat 52	55219	Screw (8-32 x 3/8 Fil) 33	87401	Spring 28
2597	Washer, Flat 18	55669	Spring 4, 20, 31	88891	Spring 52
2669	Washer, Lock 5, 8, 15, 16, 31, 32, 33, 34, 41, 53, 56	70071	Washer, Lock 27	89897	Nut (10-32 Hex) 27
3339	Nut (9/16-32 Hex) 54	70314	Washer, Flat 59	90260	Spring 15
3340	Washer, Flat 54	70388	Spring 6, 43	90573	Spring 18, 57
3438	Washer, Flat 8, 9, 31, 32, 33, 34, 55	71073	Washer, Flat 15, 23, 49, 51, 58	90599	Shim (.008") 28
3595	Nut (1/4-32 Hex) 15, 33	71659	Screw, Shoulder (6-40) 56	90679	Washer, Felt 15, 44
3598	Nut (6-40 Hex) 4, 6, 10, 11, 15, 21, 23, 25, 27, 30, 31, 33, 35, 36, 37, 39, 41, 43, 44, 49, 50, 52, 53, 54, 56, 59	72509	Washer, Lock 56	90714	Washer, Flat 5
3599	Nut (4-40 Hex) 4, 6, 9, 10, 15, 17, 18, 20, 23, 31, 45, 46, 47, 48, 51	72563	Washer, Felt 16	90790	Washer, Flat 53
3606	Nut (6-40 Hex) 10, 28, 44, 47, 56, 59	73008	Washer, Flat 15	90791	Washer, Lock 5, 15, 18, 30, 45, 46
3624	Washer, Flat 57	73035	Spring 24, 50	90951	Washer, Lock 23, 51
3640	Washer, Lock 10, 12, 28, 31, 33, 35, 36, 43, 45, 46, 47, 52, 55, 57, 58	73180	Switch, Toggle 12	91228	Strap (2-1/2" Braided) 33
3646	Washer, Lock 18, 33, 59	73374	Spacer (.250") 59	91229	Strap (2" Braided) 33
3650	Washer, Flat 55	73497	Plug, Red Shell 5	91683	Nut (15/32-32 Hex) 12, 22, 29, 38
3870	Spring 31, 40, 41	73844	Washer, Flat 17	91684	Nut (15/32-32 Ring) 12, 22, 29, 38
3949	Spacer 5	73894	Screw, Set (6-40) 5	91765	Spacer 15
4702	Spring 41	74291	Bracket, Spring 28	91904	Washer, Flat 10
4703	Spring 9, 33	74554	Post, Spring 54	92309	Resistor (400 Ohm) 59
4707	Washer, Flat 27	74694	Arm 54	92626	Stud 25, 50
4809	Wick, Felt 6	74695	Sleeve, Clutch 54	92668	Post, Spring 15
5475	Nut (3/16-40 Hex) 15	74722	Washer, Flat 19	93075	Nut (15/32-32 Ring) 12
5599	Nut (8-32 Hex) 5	74727	Terminal, Contact 43	93082	Extension 21
6342	Wire (1" Lg) 26	74728	Terminal, Contact 28	93107	Bearing, Ball 56
6807	Screw, Set (6-40) 54	74755	Washer, Felt 41	93117	Washer, Lock 27, 28, 49, 57, 58
6970	Nut (3/8-32 Hex) 53, 55	74805	Screw (10-32 x 3/4 Hex) 5, 34, 41, 55	93118	Washer, Lock 18, 30, 31
7002	Washer, Flat 5, 6, 7, 10, 11, 21, 23, 24, 25, 27, 30, 31, 32, 33, 36 to 40, 41, 43 to 46, 49, 50 to 59	74807	Nut (10-32 Hex) 56	93135	Screw (8-32 x 1-3/4 Fil) 59
7602	Spring 6	74962	Spring 48	93356	Washer, Felt 55
7603	Spring 6, 7, 24, 25, 44, 49	74965	Bushing, Insulating 28	93507	Screw (4-40 x 3/4 Hex) 43
7655	Spring 6	76081	Washer, Flat 40	93634	Wick, Felt 54
7965	Spring 6	76084	Washer, Felt 54	93638	Bracket, Bearing 54
8262	Knob 5	76085	Disk, Friction 54	93639	Latch W/Post 54
		76086	Washer, Spring 54	93644	Shaft 54
		76087	Nut, Friction (9/16-32) 54	93645	Spindle, Left Paper 54
		76099	Washer, Flat 41, 53, 56	93647	Hub, Right Paper Spindle 54
		76279	Screw (1/4-32 x 5/8 Hex) 56	93648	Spindle, Right Paper 54
		76299	Spring 9	93649	Knob 54
		76379	Spring 32	93705	Cylinder 54
		76422	Spring 47, 58	93758	Washer, Felt 17, 24, 25, 50
		76492	Bearing, Ball 56	94072	Washer, Felt 34
		77051	Post, Spring 28	94665	Screw, Shoulder (6-40) 28
		77063	Screw, Stop (4-40) 19	95499	Screw, Pilot (6-40) 23
		78533	Spring 44	96646	Screw (6-40 x 1-3/64 Fil) 21, 48
		80581	Spring 19, 43		
		80945	Spring 55		

NUMERICAL INDEX (Continued)

Part Number	Description and Page Number	Part Number	Description and Page Number	Part Number	Description and Page Number
97143	Jack 5	119535	Bushing 54	145313	Washer, Felt 53
97296	Screw (10-32 x 5/16 Fil) 56	119647	Ring, Retaining 15	145318	Screw (6-40 Spl) 36
97393	Screw, Shoulder (6-40) 53	119648	Ring, Retaining 6, 15, 17, 18, 32, 43, 47, 49	145365	Pinion (20 T) 53, 55
98502	Washer, Flat 53	119649	Ring, Retaining 15, 17, 18, 21, 32, 48, 57	145366	Gear (56 T) 53
98712	Screw (4-40 x 1/4 Flat) 54	119650	Ring, Retaining 40	145367	Shaft, Drive 53
98730	Screw (6-32 x 1-1/4 Rd) 59	119651	Ring, Retaining 5, 8, 9, 15, 19, 23, 24, 25, 27, 31, 37, 43, 44, 50, 51	145368	Gear (27 T) 53, 55
99220	Spring, Compression 5, 30	119652	Ring, Retaining 5, 9, 15, 18, 24, 25, 41, 53, 54, 56	145370	Gear (42 T) 53
100149	Stud 11, 21	119653	Ring, Retaining 34, 36, 50, 54, 55	145373	Gear (66 T) 53
101386	Spring 17, 51	119654	Ring, Retaining 40	145375	Gear (63 T) 53
101714	Spring 28	119655	Ring, Retaining 33, 53	145381	Washer, Thrust 53
101796	Washer, Felt 7, 15	120175	Plate (ON-OFF) 12, 38	145383	Key 53
102057	Screw, Shoulder (4-40) 4, 20, 31	120824	Washer, Felt 16, 42	145384	Pin, Guide 53
102329	Spring, Contact 28	120870	Wick, Felt 43	145385	Spring, Compression 53
102330	Spring, Contact 28	121018	Nut (4-40 Hex) 5	145386	Sleeve 53
104710	Ball, Bearing 10, 35, 36	121125	Washer, Spring 52	145389	Shaft, Idler 53
104751	Spring 5	121242	Clamp, Cable (1/8" ID) 5, 31, 52, 59	145390	Pinion (25 T) 53
104807	Washer, Flat 6, 28	121243	Clamp, Cable (3/16" ID) 4, 21, 30, 52	145393	Bushing 53, 55
104827	Bearing, Ball 8, 33, 34	121244	Clamp, Cable (1/4" ID) 11, 49	146313	Wheel, Driven 54
105400	Bearing, Ball 56	121245	Clamp, Cable (5/16" ID) 31, 51	146314	Belt, "O" Ring 54
105551	Shell, Red 5	121246	Clamp, Cable (3/8" ID) 59	146320	Modification Kit 54
106047	Screw (1/4-32 x 1/2 Hex) 4	121247	Clamp, Cable (7/16" ID) 4, 59	149881	Cover, Gear 53
107364	Screw (6-32 x 3/8 Fil) 39	121473	Post 49, 58	150013	Disk, Adjusting 16, 42
107398	Terminal 33	121539	Terminal 33	150026	Lever, Shoe Release 16, 42
108007	Spacer 28	122057	Switch, Sensitive 19, 28	150028	Disk, Clutch 16
108102	Screw (4-40 x 1/4 Flat) 12, 38	123823	Washer, Flat 59	150029	Wick, Felt 16, 42
108103	Washer, Flat 56	124177	Washer, Lock 56	150043	Shoe, Secondary Clutch 16, 42
108370	Washer, Felt 43	124244	Washer, Felt 32	150044	Shoe, Primary Clutch 16, 42
108891	Screw (6-40 x 3/16 Hex) 24	124610	Plug 5	150089	Screw (4-40 x 1/2 Fil) 5, 6, 56, 58
108949	Stiffener 28	124761	Plate, Insulating 59	150241	Spring 16, 42
110191	Washer, Lock 5	124999	Switch, Sensitive 27	150354	Arm, Trip 55
110434	Screw (4-40 x 3/16 Fil) 4, 6, 20, 33	125011	Washer, Flat 5, 6, 18, 35, 41, 46, 58	150356	Lever, Trip 55
110435	Nut (4-40 Hex) 6, 18, 30, 33	125015	Washer, Flat 27, 28, 33, 37, 39, 44, 56	150923	Washer, Felt 32, 43, 44
110436	Spring 23	125112	Screw (2-56 x 1/8 Fil) 43	150932	Washer, Shoulder 25, 50
110437	Spring 40, 47	125122	Screw (2-56 x 3/4 Fil) 27	150966	Insulator (1-4) 4, 31, 33
110475	Screw (2-64 x 5/64 Rd) 5	125126	Screw (2-56 x 9/32 Fil) 18, 30, 45, 46	150990	Washer, Felt 44
110476	Screw (4-48 x 5/64 Fil) 5	125181	Screw (2-56 x 3/8 Fil) 4, 19, 20, 21, 48	150991	Washer, Felt 40, 41
110743	Washer, Lock 4, 5, 6, 7, 9, 10, 15, 16, 17, 18, 20, 28, 30, 35, 41, 42, 45, 46, 47, 56, 57, 59	125215	Screw (4-40 x 3/16 Hex) 55	151008	Lever, Latch 6
111017	Screw (6-40 x 5/16 Fil) 4, 5, 32, 33	125231	Nut (10-32 Hex) 33, 54, 56	151013	Bail 10
111342	Spring 15	125241	Spring 21	151014	Link 10
111343	Clamp, Retaining 10, 35	125268	Spring 17	151016	Bearing, Roller 15
111409	Screw (4-40 x 7/32 Fil) 28	128002	Screw (2-56 x 3/16 Fil) 15	151018	Stud 15
111516	Washer, Flat 54	128357	Ring, Retaining 30	151023	Guide 6
111767	Washer, Flat 15, 33, 44	130499	Bearing, Ball 56	151025	Lever, Detent 17
111777	Connector, Receptacle (4 Pt) 59	131099	Terminal 33, 47	151026	Arm, Toggle Detent 17
112127	Hinge 43	139012	Solenoid (85 Ohm) 27	151030	Shaft, Code Lever 6
112128	Retainer 43	139552	Block, Terminal 59	151032	Bellcrank 6
112626	Nut (10-32 Hex) 8, 15, 16, 34, 41, 53, 57	139555	Spring 11, 21	151036	Screw, Shoulder (4-40) 6, 10, 44
112627	Nut (2-56 Hex) 21, 49, 58	139564	Nut (3/8-32 Hex) 12	151037	Lever 17
112630	Spring 9, 31	139565	Washer, Flat 12	151038	Plate, Guide 15
112695	Connector, Plug (3 Pt) 26	139754	Screw, Shoulder (6-40) 47	151039	Stud 15
113980	Washer, Flat 27, 28	142379	Pin, Roll 53, 55	151041	Screw, Pilot (4-40) 15
114125	Screw (6-40 x 3/8 Hex) 56	144871	Shaft, Solenoid Plunger 32	151043	Plate, Nut 6
114478	Nut (15/32-32 Hex) 12, 38	145190	Connector, Plug (2 Pt) 52	151045	Bar, Spacing 10, 38, 39
114654	Strip, Terminal 59	145191	Connector, Receptacle (2 Pt) 52	151051	Lever, Intermediate 17
115122	Washer, Felt 41, 44	145307	Plate, Nut 32	151052	Lever, Selector 18
116959	Screw, Eccentric Shoulder (6-40) 56			151053	Lever, Transfer 18
117023	Wick, Felt 56			151054	Stud 15
117416	Post 41			151055	Post 18
117535	Washer, Flat 54			151056	Stud 17
117608	Nut, Speed 10, 11, 13, 27, 38			151057	Screw, Pilot (1/4-32) 15
119467	Insulator (.032") 27, 28			151059	Stud 17, 21, 48
				151060	Gear Set (60 WPM) 20
				151062	Stud 18
				151063	Spacer 16
				151064	Plate, Rear 16

NUMERICAL INDEX (Continued)

Part Number	Description and Page Number	Part Number	Description and Page Number	Part Number	Description and Page Number
151065	Bail, Locking 18	151189	Bail, Clutch Trip 15	151376	Label, Instruction 38
151066	Bail, Rocker 15	151190	Lever, Oscillating 17	151389	Paper, Carbon 38
151067	Bail, Code Bar 15	151191	Bracket 6	151390	Label 38
151068	Lever, Reset 16	151193	Bumper 6	151391	Label Set 10, 38
151073	Screw (4-40 x 5/32 Fil) 5, 52	151201	Wick, Felt 16	151395	Spring 17
151075	Gear Set (75 WPM) 20	151205	Plate 17	151397	Spring 18, 57
151076	Wedge, Locking 10	151207	Stud 15	151398	Spring 18
151080	Washer, Flat 10, 35, 36	151211	Lever, Stop 15	151399	Bracket 4
151082	Screw, Pilot (4-40) 7	151213	Stud, Eccentric 15	151411	Block, Terminal 32
151084	Bar, Clutch Trip 6	151215	Shaft 15	151412	Insulator (1-9) 32
151085	Bar, Code (#5) 6	151216	Detent 15	151415	Block, Terminal 4, 31, 33
151086	Bar, Code #4 6	151217	Roller 15	151416	Nut (6-40 Hex) 4, 31, 32, 33
151087	Bar Code (#3) 6	151218	Rod, Break 19	151442	Screw (6-40 x 1/2 Hex) 37, 41, 52, 54, 55
151088	Bar, Code (#2) 6	151219	Plate 8	151444	Bracket, Guard 28
151089	Bar, Code (#1) 6	151222	Washer, Felt 17	151540	Lampholder 33, 47
151090	Screw, Pilot (6-40) 6	151223	Screw, Shoulder (4-40) 10, 38, 39	151564	Bracket 33
151091	Plate, Nut 6	151224	Screw, Pilot (6-40) 10, 37, 42	151565	Bushing, Shoulder 33
151092	Frame, Code Bar 6	151225	Washer, Felt 15	151567	Armature W/Clapper 33
151096	Frame, Signal Generator 15	151226	Strip 10, 11	151574	Grommet, Rubber 22, 33
151097	Shaft 18	151227	Bracket, Space Bar 10	151577	Screw, Shoulder (6-40) 33
151098	Stud 17	151228	Bracket W/Bearing 8, 34	151579	Plate, Retaining 33
151099	Extension, Rocker 15	151234	Ratchet (27 T) 23, 51	151610	Washer, Flat 53, 55
151100	Gear Set (100 MPM) 20	151235	Ratchet (28 T) 23, 51	151618	Screw (6-40 x 7/16 Fil) 4, 8, 27, 56
151101	Guide 6	151236	Hub 23, 51	151626	Terminal 21, 22, 26, 31, 32, 38, 47, 48, 52, 59
151102	Pawl 7	151237	Spring, Flat 23, 51	151629	Nut (6-40 Lug) 55
151104	Clip 6	151239	Pawl 23	151630	Screw (6-40 x 1/4 Hex) 10, 27, 31, 32, 33, 36, 37, 39, 40, 49, 50, 52, 53, 56, 59
151105	Extension 10	151240	Pawl 23, 51	151631	Screw (6-40 x 5/16 Hex) 8, 25, 31, 32, 33, 34, 37, 38, 39, 41, 43, 49, 50, 52, 53, 54, 55, 56, 59
151106	Plate 15	151241	Lever, Latching 23, 51	151632	Screw (6-40 x 3/8 Hex) 8, 31, 32, 33, 34, 37, 39, 40, 45, 46, 48, 49, 51, 52, 53, 54, 56, 59
151112	Shaft 9	151243	Pawl 23	151637	Screw (4-40 x 1/4 Fil) 5, 6, 10, 11, 12, 59
151113	Strip, Mounting 4, 31	151244	Bushing, Eccentric 23, 51	151642	Screw (6-40 x 3/4 Fil) 5, 15
151115	Plunger 9	151245	Washer, Felt 8, 23, 51, 53	151657	Screw (6-40 x 1/4 Fil) 4, 5, 6, 7, 21, 23, 52, 54, 55, 56
151118	Plate, Spacing 4, 31	151246	Washer, Flat 8, 23, 51	151658	Screw (6-40 x 5/16 Fil) 4, 6, 9, 10, 11, 16, 25, 27, 30, 31, 33, 53
151126	Spacer (25/64" ID) 8, 34	151286	To	151659	Screw (6-40 x 1/2 Fil) 10, 11, 37, 38, 39, 56
151127	Shaft 8	151289	Keylever Assembly 13	151660	Screw (6-40 x 7/8 Fil) 54
151130	Pinion (14 T) 20	151290	Keylever Assembly 13, 19, 48	151678	Screw, Pilot (1/4-20) 4, 31
151131	Gear (96 T) 20	151291	To	151685	Screw (4-40 x 5/16 Fil) 18, 30
151132	Pinion (17 T) 20	151300	Keylever Assembly 13	151686	Screw (4-40 x 3/8 Fil) 30, 47
151133	Gear (93 T) 20	151301	Keylever Assembly 14	151688	Screw (4-40 x 5/8 Fil) 6, 28
151134	Pinion (20 T) 20	151302	To	151689	Screw (4-40 x 3/4 Fil) 59
151135	Gear (84 T) 20	151306	Keylever Assembly 13	151692	Screw (6-40 x 3/16 Fil) 4, 9, 10, 11, 15, 24, 25, 27, 47, 50, 57
151140	Plate 17	151307	Keylever Assembly 13	151693	Screw (6-40 x 9/16 Fil) 4, 56
151145	Screw, Shoulder (2-56) 17	151308	Keylever Assembly 14	151712	Button, Pivot 8, 34
151146	Strap, Mounting 4, 31	151322	To	151715	Spring 57
151151	Camsleeve 16	151325	Keylever Assembly 13	151722	Screw (6-40 x 3/16 Hex) 31, 37, 40, 43, 50, 51, 56, 57
151152	Screw (4-40 x 3/16 Hex) 5, 6, 15, 17, 18, 35, 41, 45, 46, 47, 57, 58	151326	Cover 10	151723	Screw (10-32 x 3/8 Hex) 8, 31, 32, 54
151154	Sleeve, Gear 16	151327	Plate, Seal 10, 11	151724	Screw (10-32 x 5/8 Hex) 8, 34, 54
151157	Shaft 16	151329	Switch, Sensitive 4, 20, 21, 23, 33, 48, 51	151725	Screw (10-32 x 3/4 Fil) 8, 34
151158	Guide, Selector Lever 18	151333	Wick, Felt 16		
151159	Bracket 9	151335	Stud 4, 31, 32, 33		
151161	Shaft 18	151338	Spacer 10, 11		
151167	Bracket 6	151341	Lever, Contact 4, 20		
151169	Screw, Adjusting (4-40) 18	151342	Bracket 4, 20		
151170	Box Assembly, Contact 18	151346	Screw (6-40 x 3/8 Fil) 4, 5, 6, 8, 10, 11, 28, 30, 33, 56		
151171	Toggle 18, 30, 45, 46	151350	Screw, Shoulder 4-40 6		
151173	Screw, Contact 4-40 18, 30	151352	Spring, Flat 9, 31		
151176	Base 18, 30	151353	Window, Plastic 10		
151177	Terminal 18, 30	151354	Screw (2-56 x 15/32 Fil) 10, 28		
151179	Terminal 18, 30	151355	Bar, Lock 6		
151180	Link, Toggle 18, 30, 45, 46	151358	Box, Contact 18		
151182	Washer, Insulating 18, 30, 45, 46	151359	Cover 18, 30		
151183	Insulator 18, 30	151365	Terminal 4		
151184	Extension, Toggle 18, 30	151367	Plate 6		
151185	Guide 18, 30	151369	Suppressor, Electrical Noise 4		
151188	Guide, Transfer Lever 18				

NUMERICAL INDEX (Continued)

Part Number	Description and Page Number	Part Number	Description and Page Number	Part Number	Description and Page Number
151728	Spring 16, 42	152007	Keylever Assembly 14	153118	Cover, Lable 11, 12
151731	Screw (4-40 x 7/8 Fil) 18, 30, 47	152008	To	153119	Label Set 11, 12
151732	Screw (4-40 x 11/32 Fil) 56	152016	Keylever Assembly 13	153120	Label, Instruction (Left) 12
151733	Screw (4-40 x 9/16 Fil) 52	152017	To	153122	Label, Blank 12
151737	Screw (4-40 x 11/64 Hex) 16, 42, 55, 57	152020	Keylever Assembly 14	153123	Paper, Carbon 12
151739*	Screw, Identification (6-40) 13	152045	Guard, Gear 4, 31	153124	Tissue 12
151820	Spring 18, 30, 45, 46	152051	Tissue 38	153243	Bail 25
151827	Strap 32	152122	Screw, Shoulder (4-40) 9	153244	Shaft 9
151830	Bar, Upstop 6	152130	To	153245	Bracket 25
151832	Screw, Shoulder (6-40) 18	152139	Keylever Assembly 14	153246	Bracket 25
151833	Frame, Front 10	152250	Stud, Eccentric 6	153247	Lever, Trip 25, 50
151834	Plate, Keytop Guide 10	152296	Bracket, Spring 6	153248	Bushing, Shoulder 24, 25, 50
151835	Lever, Latch 15	152318	Switch, Magnetic 21, 48	153249	Bail, Transfer 25, 50
151837	Stud 15	152333	Modification Kit 19	153250	Link 25, 50
151840	Bail 6	152334	Modification Kit 21	153252	Link 25, 31
151841	Channel 10	152338	Modification Kit 8, 23	153264	Shaft 9
151842	Retainer, Ball 10	152342	Modification Kit 22	153265	Bracket 24
151843	Screw, Adjusting (6-40) 10, 35, 36	152343	Modification Kit 20	153266	Lever, Trip 24, 50
151844	Screw, Stop (4-40) 10	152441	Washer, Flat 53, 56	153267	Washer, Felt 5
151845	Lever 6	152460	Bracket 4	153271	Bail 24
151846	Post, Spring 19	152461	Bracket 33	153273	Link 24, 50
151848	Lock 10	152462	Latch, Right 4, 31, 33	153274	Lever, Adjusting 24
151849	Guide, Code Lever 7	152463	Latch, Left 4, 31, 33	153276	Bracket, Adjusting 24
151851	Lever, Code Bar 7	152464	Insulator (.062") 31, 33	153277	Bail 24
151852	Lever, Space 7	152465	Connector, Receptacle (20 Pt) 26	153283	Keylever Assembly 14, 25, 50
151853	Lever, Keyboard Lock & Break 7, 24, 25	152467	Connector, Plug (20 Pt) 31, 33, 47	153284	Keylever Assembly 14, 24, 50
151854	Lever, Local LF and Local CR 7	152493	Lever, Latch 15	153441	Screw (10-32 x 7/16 Hex) 33
151855	Lever, Keyboard Unlock & Repeat 7	152754	Jumper (4-1/2" Red) 32	153442	Screw (10-32 x 1/2 Hex) 54
151856	Bracket 9	152764	Gear (81 T) 20	153444	Keylever Assembly 11
151857	Bail 9	152765	Pinion (13 T) 20	153445	Keylever Assembly 11
151858	Bail 9	152766	Gear Set (67 WPM) 20	153537	Screw (6-40 x 9/32 Hex) 54, 57
151859	Link 9	152814	Stud 17	153538	Screw (6-40 x 7/16 Hex) 54
151861	Bail 9	152815	Lever, Break 19	153572	Cable Assembly 22, 38
151862	Bracket 9	152839	Spring 6	153589	Switch, Toggle (DP-DT) 22, 38
151863	Shaft 9	152873	Latch 6	153590	Spacer 22, 29
151867	Bracket 11	125874	Shaft, Latch 6	153591	Cable 22
151879	Stud 23, 51	152875	Spacer (.050") 6	153595	Block, Switch Mounting 22
151880	Nut (4-40 Hex) 45, 46, 57, 58	152876	Bracket 6	153619	Board, Terminal 4, 30
151884	Bracket 23	152877	Bail 6	153620	Insulator 4
151885	Plate, Nut 23, 51	152878	Bracket, Stop 6	153622	Jumper (5" Purple) 26
151886	Stud 23, 51	152890	Washer, Flat 36	153623	Box, Contact 18
151887	Modification Kit 15, 19	152893	Screw (4-40 x 1/4 Hex) 10, 28, 35, 36	153624	Box Assembly, Contact 18
151889	Extension 6	152894	Bracket 17	153626	Insulator (.031") 19
151890	Gear Assembly, Intermediate 8	152904	Modification Kit to Convert Keytop Arrangement "ARC" to "ARD" 13	153627	Screw (6-40 Spl) 19
151893	Plate 8	152905	Modification Kit to Convert Keytop Arrangement "ARC" to "ARB" 13	153629	Lever, Break 19
151894	Gear (48 T) 8	152906	Modification Kit to Convert Keytop Arrangement "ARC" to "ARA" 13	153630	Bracket 19
151895	Bushing, Eccentric 8	152911	Modification Kit 21	153631	Network, Spark Suppression 4, 28, 30, 57, 59
151896	Shaft 8	152916	Modification Kit 25	153632	Cable Assembly 19
151897	Lever 8	152918	Modification Kit 24	153633	Suppressor Assembly 4
151898	Spring 8	153109	Lever, Function 11, 21	153635	Cable W/Terminals 21
151899	Nut, Shoulder (2-56) 17	153110	Cable W/Terminals 11	153636	Lever, Switch 21
151901	To	153112	Bracket 11	153637	Spring, Torsion 21
151910	Keylever Assembly 13	153115	Keylever Assembly 21	153638	Bracket, Switch 21
151934	Modification Kit to Convert "ARA" Keytop Arrangement to "ARC" 13	153116	Plug, Button 10, 11, 13, 27	153639	Cable Assembly 23
151939	Grommet, Rubber 33	153117	Cover 11, 12	153671	Cable Assembly 20
151982	Lamp, Incandescent (6V) 33			153672	Cable Assembly 21
152000	Base 4			153796	Cable 5
152001	To			153799	Screw (4-40 x 21/64 Hex) 57
152006	Keylever Assembly 13			153803	Jumper (5" Slate) 26
				153817	Screw (4-40 x 3/8 Hex) 18, 31, 45, 46
				153839	Screw (6-40 x 5/8 Hex) 5, 55
				153841	Screw (6-40 x 9/16 Hex) 39, 41
				153843	Lever, Space Repeat 19
				153845	Bushing 19

*See page 13 for explanation

NUMERICAL INDEX (Continued)

Part Number	Description and Page Number	Part Number	Description and Page Number	Part Number	Description and Page Number
153846	Plate, Nut 5	154066	Lever, LOC-LF 34	154151	Bail Assembly, Universal 35
153847	Generator, Tachometer 5	154067	Lever, KYBD Lock 34	154152	Bar Assembly, Ball Lock 35
153848	Bracket, Generator 5	154068	Bracket, Right 40	154153	Cable Assembly 48
153876	Clamp, Cable (1-21/32" ID) 5	154069	Bracket, Left 40	154154	Cam 42
153877	Bracket 5	154070	Guide, Lever 40	154156	Grommet, Rubber 33, 47
153878	Link 5	154071	Screw, Pilot (1/4-32) 40	154165	Box Assembly, Contact 45
153887	Detent 15	154072	Bracket 40	154166	Suppressor, ARC 45
153892	Meter, Tachometer 5	154076	Plate, Nut 31	154173	Plate 33, 47
153902	Modification Kit 19	154079	Stud 44	154176	Bracket 31
153952	Cover, Motor 30	154080	Lock, Wedge 40	154178	Spring 43
153955	Lever 5	154081	Plate, Retaining 10, 35	154179	Blade, Universal 35
153956	Cover 5	154083	Spacer 42	154183	Blade, Front 35
153958	Plate, Guide 5	154084	Bearing 44	154184	Blade, Rear 35
153959	Plate, Cover 5	154085	Plate 8, 31	154189	Insulator 45
153969	Slide 5	154086	Retainer, Wedge 10, 35	154190	Filter, R.F. 45
153970	Plate, Bearing 5	154087	Plate, Nut 31	154191	Spring 44
153971	Plunger 5	154088	Plate, Nut 31	154193	Plate 48
153984	Bail 5	154089	Post, Spring 44	154194	Base 45, 46
153985	Shim (.020") 5	154091	Guide 44	154197	Plug, Button 38
153986	Plate, Identification 5	154092	Shaft 34	154198	Window, Plastic 38
153987	Brake, Slide 5	154095	Eccentric 45, 46	154199	Shim (.005") 31
153992	Meter Assembly 5	154096	Bushing, Eccentric 41	154201	Shim (.014") 31
153993	Pinion (20 T) 5, 20	154097	Bail 50	154202	Screw (#4 Spl) 38
154000	Base 31	154098	Bail 50	154203	Bracket 37
154001	Bar, Code (#1) 40	154099	Bail 34	154204	Grommet, Plastic 38
154002	Bar, Code (#2) 40	154101	Plate, Rear 41	154208	Bracket 31
154003	Bar, Code (#3) 40	154102	Plate, Rear 44	154210	Bracket, Left 37
154004	Bar, Code (#4) 40	154105	Post 43	154211	Bracket, Right 37
154005	Bar, Code (#5) 40	154106	Bracket 31	154212	Frame, Front 37
154008	Guide, Code Bar 40	154107	Bracket 50	154215	Spring 44
154009	Plate, Front 43	154109	Plunger 31	154217	Wick, Leather 43
154010	Bail, Transfer 43	154110	Hood, Keyboard 37	154224	Gear Assembly, Intermediate 34
154013	Bracket, Spring 40	154111	Plate, Guide 38	154225	Box Assembly, Contact 45
154014	Post, Guide 43	154112	Lever 47	154226	Box W/Strap 45
154015	Post 44	154114	Post 47	154227	Bracket, Support 50
154016	Shaft 40	154115	Plate, Guide 31	154236	Lever, Latch 41
154018	Post 43	154116	Bail 50	154237	Lever, Non-Repeat 44
154019	Follower, Eccentric 42	154117	Bail, Space Bar 37	154238	Extension 35
154020	Seal, Front 37	154118	Lever W/Hub 48	154239	Extension W/Post 35
154021	Link 37	154119	Bracket, Space Bar 37	154240	Bail, Code Bar 44
154023	Latch 40	154120	Lever 40	154241	Stud 44
154025	Plate, Adjusting 44	154121	Lever (Space) 40	154350	Modification Kit 44
154027	Bellcrank 44	154122	Lever (Keyboard Lock) 40	154386	Plate, Adjusting 44
154029	Wick, Felt 42	154123	Lever (Function) 40	154457	Keylever Assembly 14
154030	Shaft 42	154124	Lever (Repeat and Keyboard Unlock) 40	154520	To
154032	Sleeve, Gear 42	154125	Spring 40, 49, 57	154535	Keylever Assembly 14
154033	Lever, Latch 41	154126	Bracket 48	154662	Spacer 8, 34
154034	Lever, Stop 41	154127	Nut (6-40 Hex) 44	154663	Shaft 8, 34
154036	Plate 43	154129	Bar, Clutch Trip 40	154681	Modification Kit 22
154037	Lever 48	154130	Box, Contact 45	154682	Block, Switch Mounting 22
154039	Bracket 48	154131	Cover 45	154694	Disk, Clutch 16, 42
154040	Lever, Transfer 43	154132	Bracket 50	154783	Modification Kit 27, 28
154041	Post 43	154133	Bracket 50	155023	Switch, Toggle (DP-DT) 12, 38
154042	Terminal 45, 46	154134	Bracket 51	155025	To
154043	Terminal 45, 46	154135	Pawl 23, 51	155040	Keylever Assembly 14
154045	Screw, Contact 45, 46	154136	Pawl 23, 51	155052	Cable Assembly 26
154046	Stud 41	154137	Lever, Adjustment 51	155615	Base 4
154047	Post, Spring 43	154138	Washer, Felt 42	155616	Plate, Seal 10
154051	Screw, Shoulder (6-40) 44	154140	Bail, Locking 43	155727	Bar, Code 28
154052	Bar, Locking 40	154141	Modification Kit 48	155728	Bar, Code 28
154053	Bail 41	154142	Modification Kit 51	155729	Bar, Code 28
154056	Bracket 45, 46	154144	Cable Assembly 51	155731	Bracket, Contact 28
154057	Plate 37	154145	Modification Kit 50	155732	Bracket, Contact 28
154058	Plate 37	154146	Modification Kit 50	155733	Lever 28
154059	Bracket 34	154147	Modification Kit 48	155739	Bracket 27
154064	Bracket, Adjusting 50	154149	Cable Assembly 48		
154065	Lever W/Hub 50				

NUMERICAL INDEX (Continued)

Part Number	Description and Page Number	Part Number	Description and Page Number	Part Number	Description and Page Number
155741	Block W/Pin 27	158361	Cable Assembly 29	162485	Plate 15
155743	Stud 27	158362	Cable 29	162641	Modification Kit 56
155744	Bail 27	158406	To	162643	Bracket 56
155745	Contact Assembly, Left 28			162645	Gear (21 T) 56
155746	Contact Assembly 28	158445	Keylever Assembly 14	162646	Shaft 56
155747	Cable 28	158447	To	162647	Sleeve 56
155750	Sleeve, Insulating (3/32 ID x 1/2" Lg) 12, 47, 51, 52, 58, 59			162648	Plate W/Stud 56
155751	Sleeve, Insulating (1/8 ID x 1" Lg) 30, 47, 48, 51	158455	Keylever Assembly 14	162649	Retainer 56
155752	Sleeve, Insulating (5/64 ID x 1/2" Lg) 26, 47	158501	Plate, Switch 27	162650	Shaft 56
155753	Sleeve, Insulating (1/8 ID x 1/2" Lg) 12, 32, 43, 47, 49, 52, 57	158712	Gear (26 T) 56	162652	Plate 56
155754	Sleeve, Insulating (1/16 ID x 1/2" Lg) 47, 48	158716	Gear (39 T) 56	162653	Retainer 56
155755	Sleeve, Insulating (11/64 ID x 5/8" Lg) 31, 33, 47	158723	Roller 56	162654	Hub 56
155848	Bracket, Left 28	158732	Gear (24 & 18 T) 56	162655	Gear (56 T) 56
155849	Bracket, Right 28	158733	Gear (44 T) 56	162656	Shaft 56
155850	Contact Assembly, Right 28	158734	Gear (47 T) 56	162657	Gear (48 T) 56
155851	Bracket, Switch 28	158740	Block 56	162658	Hub 56
155859	Screw (4-40 Spl) 26	158741	Bar 56	162659	Retainer 53, 56
155860	Screw (4-40 x 3/8 Rd) 26	158745	Clamp, Bearing 33, 53	162660	Post 56
155861	Washer, Lock 26	158753	Armature 52	162661	Link W/Stud 56
155954	Switch, Micro 57	158754	Core, Magnet 52	162663	Stud 56
155994	Insulator (.015") 57	158788	Clamp, Bearing 56	162664	Link 56
156450	Screw (2-56 x 1/2 Fil) 57	158859	Post, Spring 52, 55	162665	Bracket 56
156503	Wick, Felt 42	159278	Pinion (14 T) 20	162666	Lever W/Stud 56
156509	Washer, Flat 43	159279	Gear (96 T) 20	162668	Bracket 56
156516	Latch 43	159281	Pinion (17 T) 20	162669	Gear (15 T) 56
156574	Post, Spring 35	159282	Gear (93 T) 20	162686	Guard 56
156591	Washer, Felt 54	159284	Pinion (20 T) 20	162873	Contact Assembly, Universal 49, 58
156630	Washer, Felt 43	159285	Gear (84 T) 20		
156632	Screw (6-40 x 13/32 Hex) 37, 39	159287	Retainer, Pinion 20, 53, 55	162874	Clamp 49, 58
156644	Link 45, 46	159327	Washer, Flat 44	162875	Bracket 49, 58
156663	Insulator 45, 46	159334	Washer, Insulating 44	126876	Bar, Retaining 49, 58
156740	Screw (6-40 x 7/32 Hex) 32, 49, 58	159341	Bearing, Ball 53	162878	Contact Assembly 43
157288	Plate, Adapter 56	159660	Gear Set (60 WPM) 20	162879	Spring, Contact 43
157320	To	159661	Pinion (10 T) 20	162880	Bracket 43
157323	Keylever Assembly 14	159662	Gear (57 T) 20	162881	Plate 43
157325	To	159663	Pinion (15 T) 20	162882	Bushing, Insulating 43
157367	Keylever Assembly 14	159664	Gear (78 T) 20	162883	Cover, Insulating 43
157940	To	159665	Pinion (14 T) 20	162884	Arm 43
157971	Keylever Assembly 14	159666	Gear (64 T) 20	162885	Segment, Cam 42
157989	Hub 5	159667	Gear Set (67 WPM) 20	162886	Screw (4-40 x 7/32 Hex) 42
158010	Bar, Locking 49	159668	Pinion (20 T) 20	162891	Cover, Contact Box 45
158163	Switch, Sensitive 31, 47	159669	Gear (70 T) 20	162892	Box Assembly, Contact 45
158164	Lever W/Hub 31	159675	Gear Set (75 WPM) 20	163359	Modification Kit 56
158215	Plate, Nut 32	159700	Gear Set (100 WPM) 20	163360	Bracket 56
158226	Bracket 49	159976	Armature 55	163368	Camsleeve 42
158228	Lever W/Stud 49	160369	Switch (NO) 12	163440	Gear (48 T) 8, 34
158230	Bracket, Contact 49	161100	Spring, Contact 43	163445	Insulator, Strip 45, 46
158231	Contact, Lock Bar 49	161106	Pinion (14 T) 20	163460	Gear (55 T) 8, 34
158268	Latch W/Hub 44	161111	Gear Set (60 WPM) 20	163461	Pinion (18 T) 20
158275	Plate, Clamp 49	161293	Gear Set (60 WPM) 20	163462	Gear (117 T) 20
158277	Screw (3-48 x 1 Rd) 49	161294	Gear Set (75 WPM) 20	163463	Pinion (24 T) 20
158299	Cover, Contact 49	161295	Gear Set (100 WPM) 20	163464	Gear (104 T) 20
158358	Switch, Toggle (SP-ST) 29	161301	Post 20, 53	163504	Gear Set (71 WPM) 20
158359	Modification Kit 29	161346	Washer, Felt 18, 43	163505	Gear Set (107 WPM) 20
158360	Block, Switch Mounting 29	161347	Washer, Felt 23, 47, 51	163519	Sleeve, Gear 42
		161348	Spring 16	163536	Spacer 45
		161426	Cable 30	163647	Channel, Ball 10, 35
		161427	Plate, Nut 30	163775	Modification Kit 47
		161435	Modification Kit 30	163813	Plate 47
		161437	Box, Contact 30	163814	Lever W/Hub 47
		161438	Sleeve 30	163852	Keylever Assembly 14, 57
		161525	Connector, Plug (14 Pt) 26, 38	163962	Plate 11
		162224	Modification Kit 49	163963	Plate 38
		162333	Stud, Locating 4, 34	163964	Plate 38
		162335	Cable Assembly 49	163979	Lever, Code Bar 49, 57
		162464	Insulator (.062") 4	164005	Modification Kit 49
				164077	Modification Kit 49

NUMERICAL INDEX (Continued)

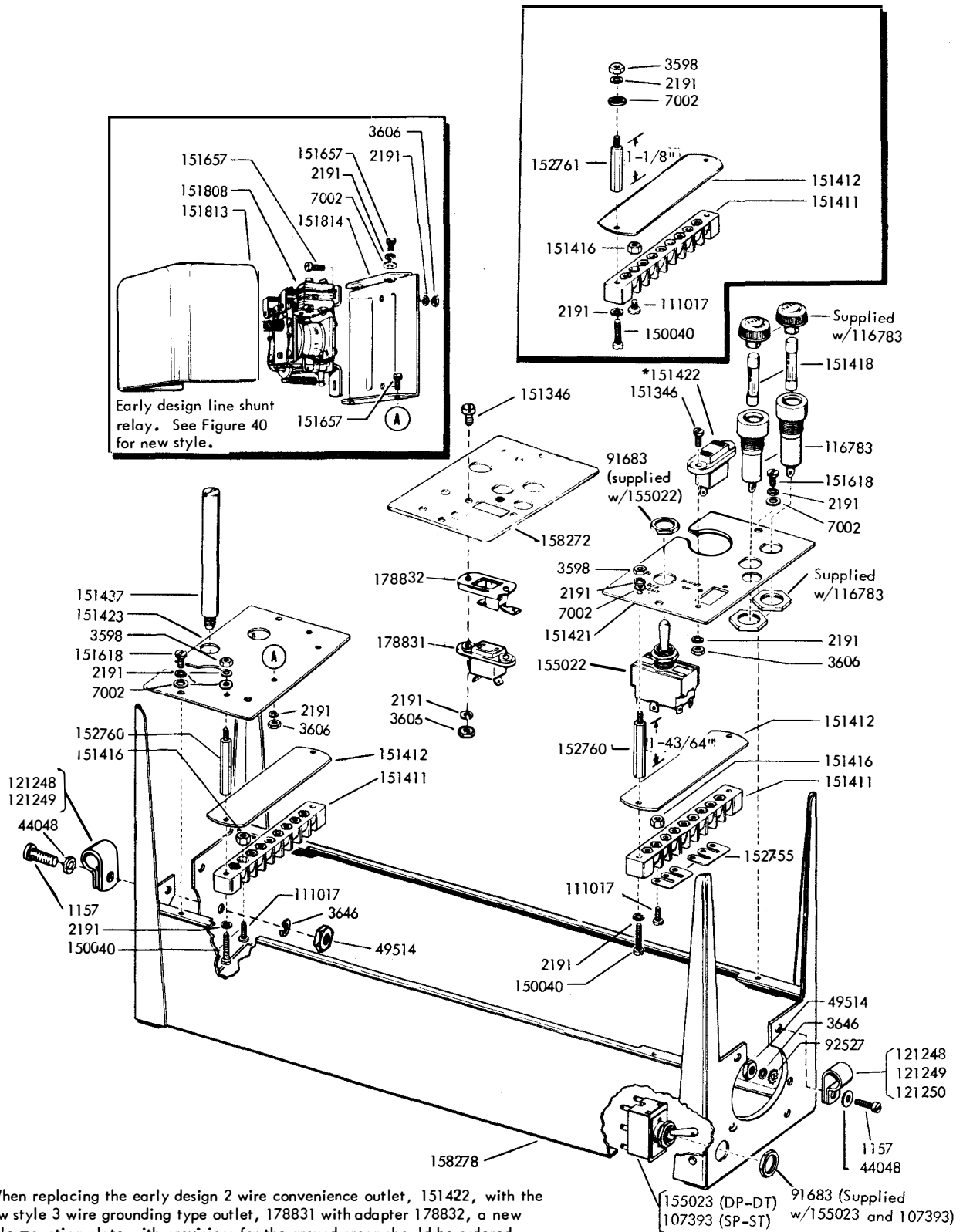
Part Number	Description and Page Number	Part Number	Description and Page Number	Part Number	Description and Page Number
164127	Nut (6-40 Hex) 38	164730	Bracket 54	176772	Gear (56 T) 55
164131	Cable Assembly 38	164731	Shaft 54	176774	Gear (42 T) 55
164132	Cover 11, 12	164732	Extension, Shaft 54	176779	Wick, Felt 55
164133	Cable Assembly 26	164734	Belt, "O" Ring 54	176782	Gear (63 T) 55
164138	Stud 58	164735	Coupling, Flexible 54	176784	Bearing 55
164142	Bracket 57	164926	Modification Kit 54	176787	Gear (66 T) 55
164143	Plate, Mounting 57	164998	Modification Kit to Provide Pulsing Contacts 42, 43	176789	Hub 55
164144	Plate, Side 57	165027	Network, Spark Suppression 32, 54	176790	Washer, Bearing 55
164145	Pivot, Lever 57			176792	Sleeve 55
164146	Lever, Stop 57			176793	Sleeve 55
164148	Spacer, Stop Arm 57	170324	Bracket 40	176794	Spring, Right Clutch 55
164149	Lever, Blocking 57	170379	Retainer, Ball 36	176795	Spring, Left Clutch 55
164151	Lever, Detent 57	170380	Retainer, Wedge 36	176796	Wick, Felt 55
164154	Lever, Sensing 57	170385	Frame 41	176797	Gear (48 T) 55
164155	Yoke, Magnet 57	170386	Guide 43	176802	Plate, Right Bearing 55
164156	Armature 57	170391	Guide 43	176803	Plate, Left Bearing 55
164157	Shaft 57	171541	Diode 59	176804	Shaft, Idler 55
164158	Latch 57	171953	Connector, Shielding 47	176805	Gear (25 T) 55
164160	Link 58	171973	Connector, Shielding 47	176807	Shaft, Trip 55
164161	Drum, Message 57	172635	Plate, Adapter 54	176808	Bracket 55
164162	Ring, "O" 57	172636	Bracket 54	176809	Bracket 55
164163	Blade, Stop 57	172962	Cable 43	176900	Base 33
164164	Blade, Code 57	172976	Filter, R.F. 45	176906	Plate, Keypop Guide 39
164165	Plate, Drive 57	173028	Past, Spring 58	176907	Switch, Rocker 39
164168	Pawl, Stepping 57	173029	Lever, Latch 58	176908	Shaft 33
164169	Stud, Eccentric 57	173095	Link 58	176923	Plate, Vibration 33
164234	Gear Assembly, Intermediate 34	173096	Stud, Eccentric 44, 58	176924	Plate, Nut 33
164327	Cable 26, 38	173712	Cable Assembly 31	176929	Retainer, Belt 33
164328	Plate, Switch 12	173907	Spacer 56	176932	Plate, Upper Bearing 33
164329	Cover 12	173908	Past 56	176933	Stud 33
164375	Plate, Keypop Guide 38	173909	Washer, Locking 56	176936	Bracket, Left 33
164376	Guard 12, 38	173912	Plate 56	176937	Bracket, Right 33
164379	Cable 52	173974	Screw (10-32 x 5/16 Hex) 56	176940	Plate, Nut 33
164434	Keylever Assembly 13	174179	Spacer 59	176941	Plate, Nut 33
164435	Keylever Assembly 13	174181	Bracket, Relay Mounting 59	176944	Plate, Nut 33
164485	Bail 41, 52	174182	Relay 59	176945	Bracket, Connector 33
164494	Modification Kit 48	174183	Guard 59	177070	Plate, Identification 12
164495	Cable Assembly 48	174184	Plate, Cover 59	178338	Cable Assembly 59
164496	Bail 57	174246	Lever, Code Bar 49	178525	Cable Assembly, Signal Generator 33
164497	Eccentric 57	174250	Pin, Roll 53, 55		
164499	Bar, Locking 57	174410	Box Assembly, Contact 46	178526	Cable Assembly, Line Break 33
164501	Plate, Mounting 59	174411	Insulator 46	178547	Plate, Nut 33
164617	Base, Paper Winder 54	174412	Spacer 46	178549	Bumper, Rubber 33
164629	Bracket 38	174413	Terminal 46	178586	Bracket 36
164644	Past 52	174414	Bushing 46	178587	Bracket, Switch 36
164645	Past 52	174415	Cover, Contact Box 46	178588	Shaft 36
164646	Plate, Nut 52	174416	Box, Contact 46	178589	Lever 36
164647	Bracket 52	174421	Filter, R.F. 46	178592	Bracket, Connector 33
164649	Plate, Mounting 52	174422	Filter, R.F. 46	178714	Switch, Rocker Type 36
164650	Contact Assembly 52	174491	Modification Kit to Provide RF Filter 45	178787	Sleeve, Gear 42
164651	Bail, Armature 52			178795	Camsleeve 42
164652	Bar, Universal 40, 52	176278	Plate, Nut 57	179183	Switch, Button (DP-SP) 12
164653	Bracket 52	176304	Bracket 57	179362	Cable Assembly 52
164656	Bar, Clutch Trip 40, 52	176659	Lever, Trip 32	179363	Cable Assembly 52
164660	Modification Kit 52	176661	Bracket 32	179372	Shield, Light 33
164718	Plate, Adapter 54	176663	Link 32	179380	Retainer 56
164719	Bracket, Mounting 54	176672	Solenoid 32	179383	Bracket 9
164720	Bracket 54	176673	Suppressor, Spark 32	179626	Plate, Switch 38
164721	Shaft 54	176675	Solenoid Assembly 32	179630	Modification Kit to Provide Print Suppression Switch On Keyboard 38
164722	Hub, Wheel 54	176677	Shaft, Clutch 55		
164723	Wheel, Driven 54	176678	Shaft, Driver 55	179800	Screw, Contact 45
164724	Pulley 54	176691	Resistor (500 Ohm) W/Terminals 32	192025	Washer, Flat 53
164725	Pulley, Idler 54			192550	Bar Assembly, Ball Lack 36
164726	Post, Idler 54	176701	Base 32	192552	Channel, Ball 36
164727	Lever, Idler 54	176703	Plate, Mounting 32	192553	Bracket, Left Mounting 39
164728	Post, Idler Lever 54	176752	Ring, Retaining 55	192554	Bracket, Right Mounting 39
164729	Bracket W/Bearing 54	176770	Bracket 55		

NUMERICAL INDEX (Continued)

Part Number	Description and Page Number	Part Number	Description and Page Number	Part Number	Description and Page Number
192556	Frame 39	195168	Bracket 53	195994	Pulley, Toothed (34 T) 33
192557	Grommet, Rubber 39	195169	Bracket 53	195997	Gear (34 T) 33
192681	Screw (4-40 Spl) 35	195186	Screw (4-40 x 7/8 Hex) 18, 45	195999	Gear (21 T) 33
193563	Post 56	195187	Screw (4-40 x 1-1/2" Hex) 45, 46	197928	Switch, Push Button (Red) 11, 38
193654	Clamp, Armature 52	195241	Screw, Contact 45	197929	Switch, Push Button (Black) 11, 38
193723	Clip, Spring 33	195263	Pinion (22 T) 53	197930	Switch, Pushbutton (Gray) 38
194424	Modification Kit 52	195264	Gear (49 T) 53	198679	Bracket 53
194436	Plate, Identification 12	195268	Modification Kit to Replace Old Style Shaft 8	198680	Screw, Clamping (10-32) 53
194443	Plate, Jack 38	195415	Modification Kit 53	198695	Bar 56
194444	Hood, Keyboard 37	195417	Shaft, Driven 53	198696	Gear (24 & 18 T) 56
194445	Plate, Keytop Guide 38	195418	Gear (48 T) 53	198697	Gear (27 T) 56
194446	Frame, Front 37	195420	Pawl 53	199240	Hub 56
194447	Bracket, Right 37	195427	Washer, Flat 53	199241	Hub 56
194448	Base 31	195431	Washer, Spring 54	199242	Shaft 56
194449	Plate 37	195438	Sleeve 54	199243	Shaft 56
194450	Seal, Front 37	195439	Shaft 54	199451	Pin, Roll (9/16" Lg) 56
195156	Pinion (28 T) 53	195992	Belt, Toothed (83 T) 33	199452	Pin, Roll (5/8" Lg) 56
195158	Bracket 53	195993	Gear (26 T) 33	199453	Pin, Roll (3/4" Lg) 56
195163	Bracket 53			199454	Pin, Roll (1" Lg) 56
195167	Lever 53			304375	Modification Kit 54

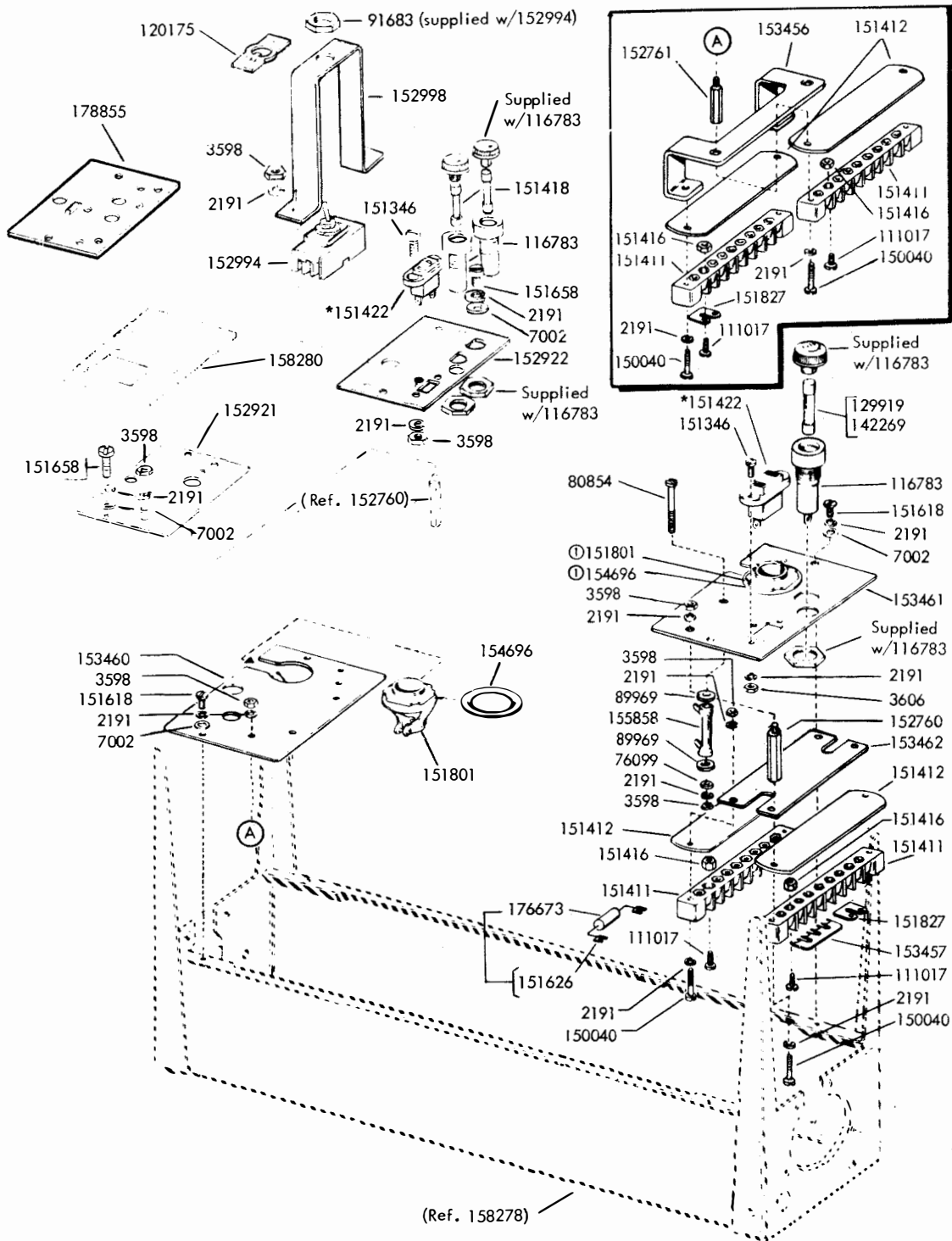
28 ELECTRICAL SERVICE UNIT (LESU)
for KEYBOARD SEND-RECEIVE and RECEIVE-ONLY SETS
PARTS

FIGURE	CONTENTS	PAGE
1	Electrical Service Unit	3
2	Electrical Service Unit	4
3	Electrical Service Unit	5
4	Electrical Service Unit	6
5	Electrical Service Unit	7
6	177076 Relay Assembly	8
7	192674 Relay Assembly	9
8	192669 and 194369 Selector Magnet Driver Assemblies	10
9	Early Design Rectifier and Cable Assembly (120 MA)	11
10	151999 and 152950 Rectifier and Cable Assemblies (150 MA)	12
11	Variable Features for the Electrical Service Unit	13
12	162361 Rectifier and Cable Assembly (500 MA)	13
13	164503 Rectifier Assembly	14
14	151822 Line Relay Mounting Assembly	15
15	152623 and 160226 Line Relay Mounting Assemblies	16
16	157216 Line Relay Mounting Assembly	17
17	152744 Line Test Key Assembly	18
18	152625 Line Test Key Assembly	19
19	Filter and Bell Assembly	20
20	163696 and 163697 Relay Panel Assemblies	21
21	152021 and 152624 Capacitor-Resistor Assemblies	22
22	151400, 153040 and 153251 Motor Control Assemblies	23
23	165687 Motor Control Relay Assembly	24
24	152332 Motor Control Relay Assembly	25
25	165673 and 178307 Motor Control Relay Assemblies	26
26	165650 Motor Control and Answer-Back Control Relay Assembly	27
27	176810 Answer-Back Control Relay Assembly	28
28	176694 (Motor Control) and 176698 (Slow Release) Relay Assemblies	28
29	154732, 154779 and 172667 Modification Kits to Add a Relay Shift to an Electrical Service Unit	29
30	164271 Electrical Service Assembly	30
31	173363 Modification Kit to Adapt a 164271 Electrical Service Assembly for Use in a Cabinet	30
32	160223 and 179434 Auxiliary Cable Assemblies	31
33	155558 DC Control Relay Assembly	31
34	155785 Cable Extension	32
35	159397 Modification Kit to Convert the 152623 Line Relay Mounting Assembly to the 160226 Assembly	32
36	Variables for the Electrical Service Unit	33
37	151995 and 152330 Modification Kits to Add Line Pad Resistor to LESU	33
38	93073 1500 Ohm Resistor Modification Kit	34
39	152331 Rectifier Assembly	34
40	Line Shunt Relay (New Style)	35
41	154747 Modification Kit to Equip an LESU for Continuous Spacing	35
42	Cable Components	36
43	179472 Modification Kit to Provide Transmitter and Reperforator Control	37
	Numerical Index	38



*When replacing the early design 2 wire convenience outlet, 151422, with the new style 3 wire grounding type outlet, 178831 with adapter 178832, a new style mounting plate with provisions for the ground prong should be ordered. A 178833 adapter plug (not illustrated) may be ordered to convert an existing 2 wire outlet to a grounded type, 3 wire outlet.

FIGURE 1. ELECTRICAL SERVICE UNIT



*When replacing the early design 2 wire convenience outlet, 151422, with the new style 3 wire grounding type outlet, 178831 with adapter 178832, a new style mounting plate with provisions for the ground prong should be ordered (See Figure 1 for new style outlet, 178831 and adapter, 178832). A 178833 adapter plug (not illustrated) may be ordered to convert an existing 2 wire outlet to a grounded type, 3 wire outlet.

FIGURE 2. ELECTRICAL SERVICE UNIT

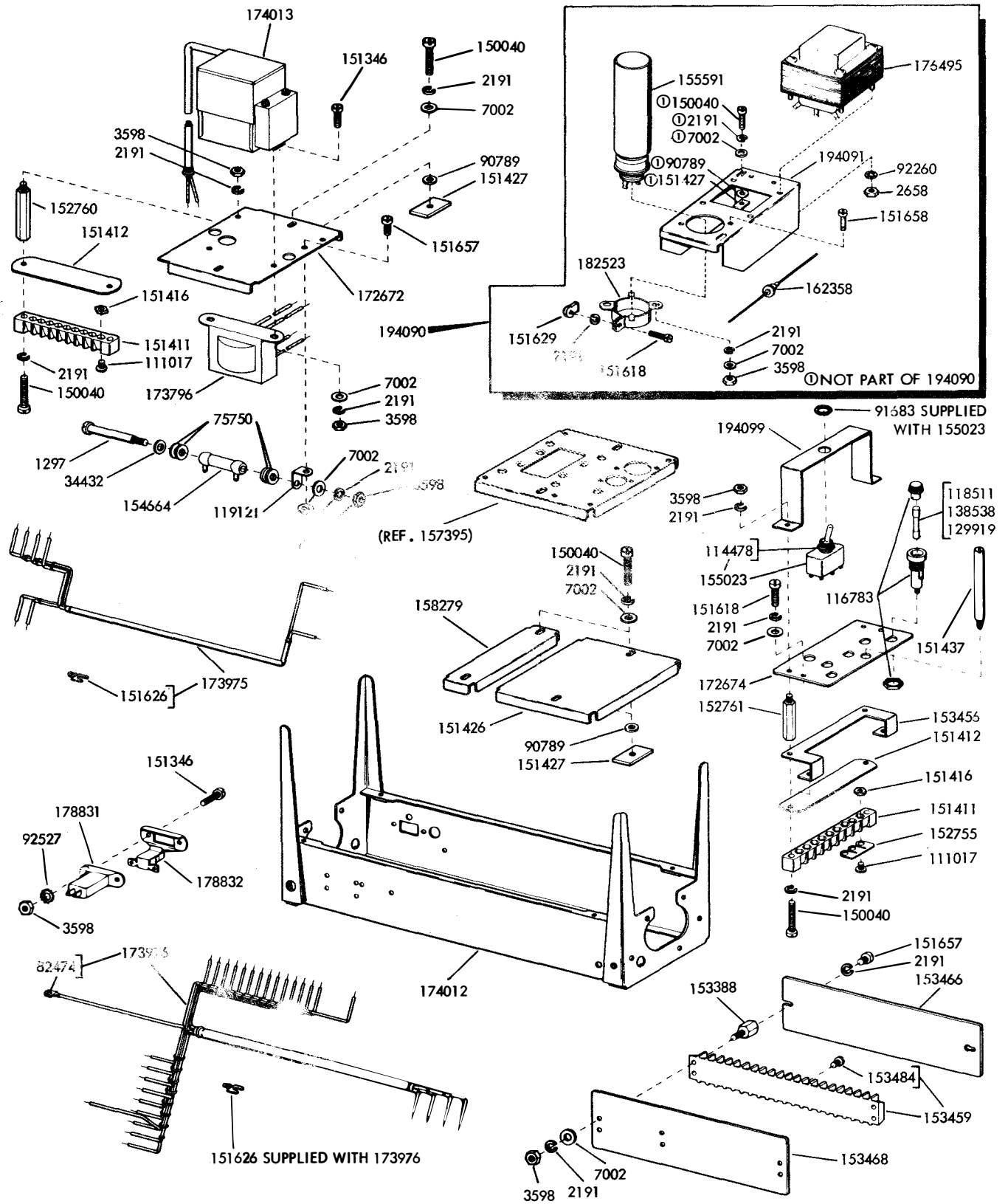


FIGURE 3. ELECTRICAL SERVICE UNIT

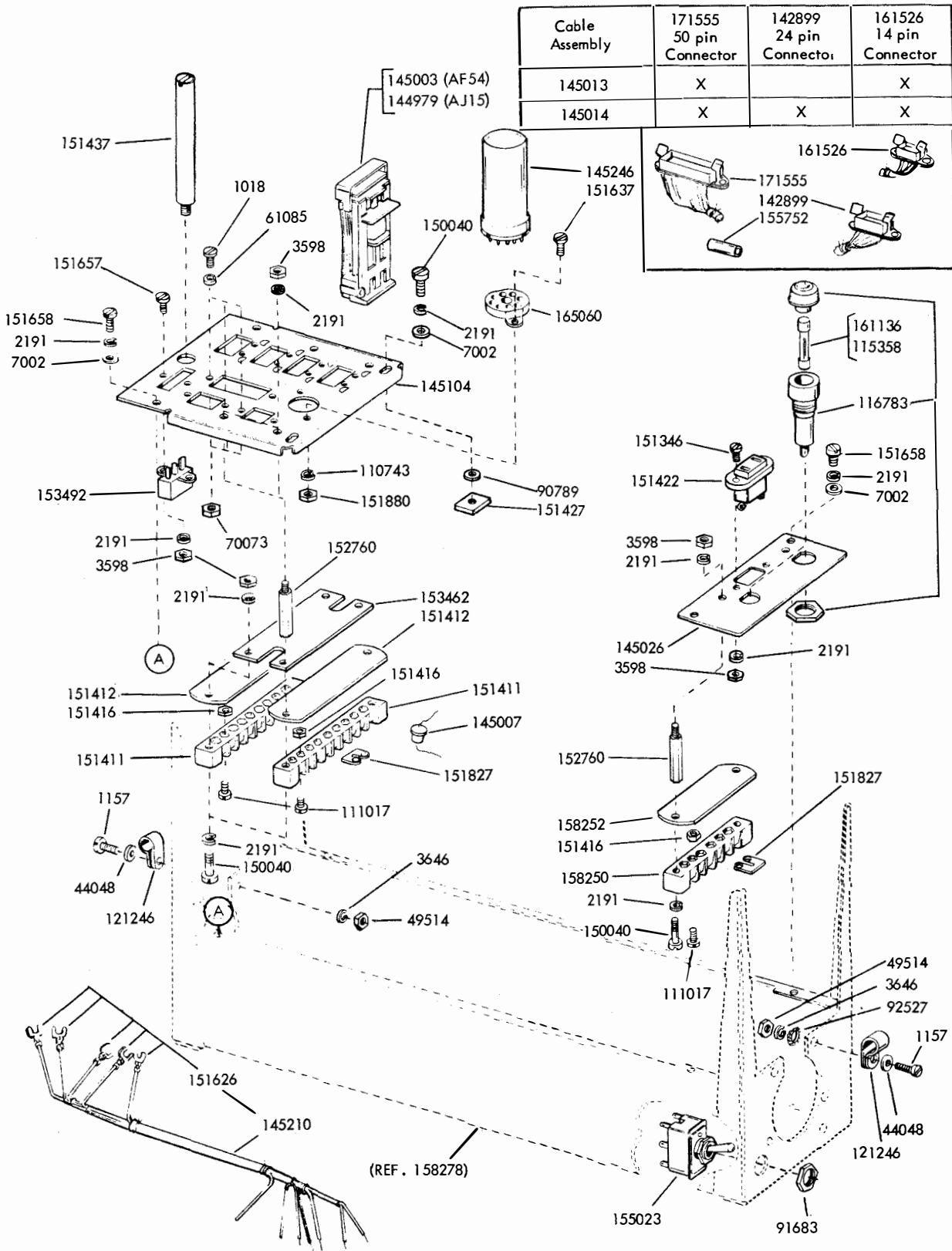


FIGURE 4. ELECTRICAL SERVICE UNIT

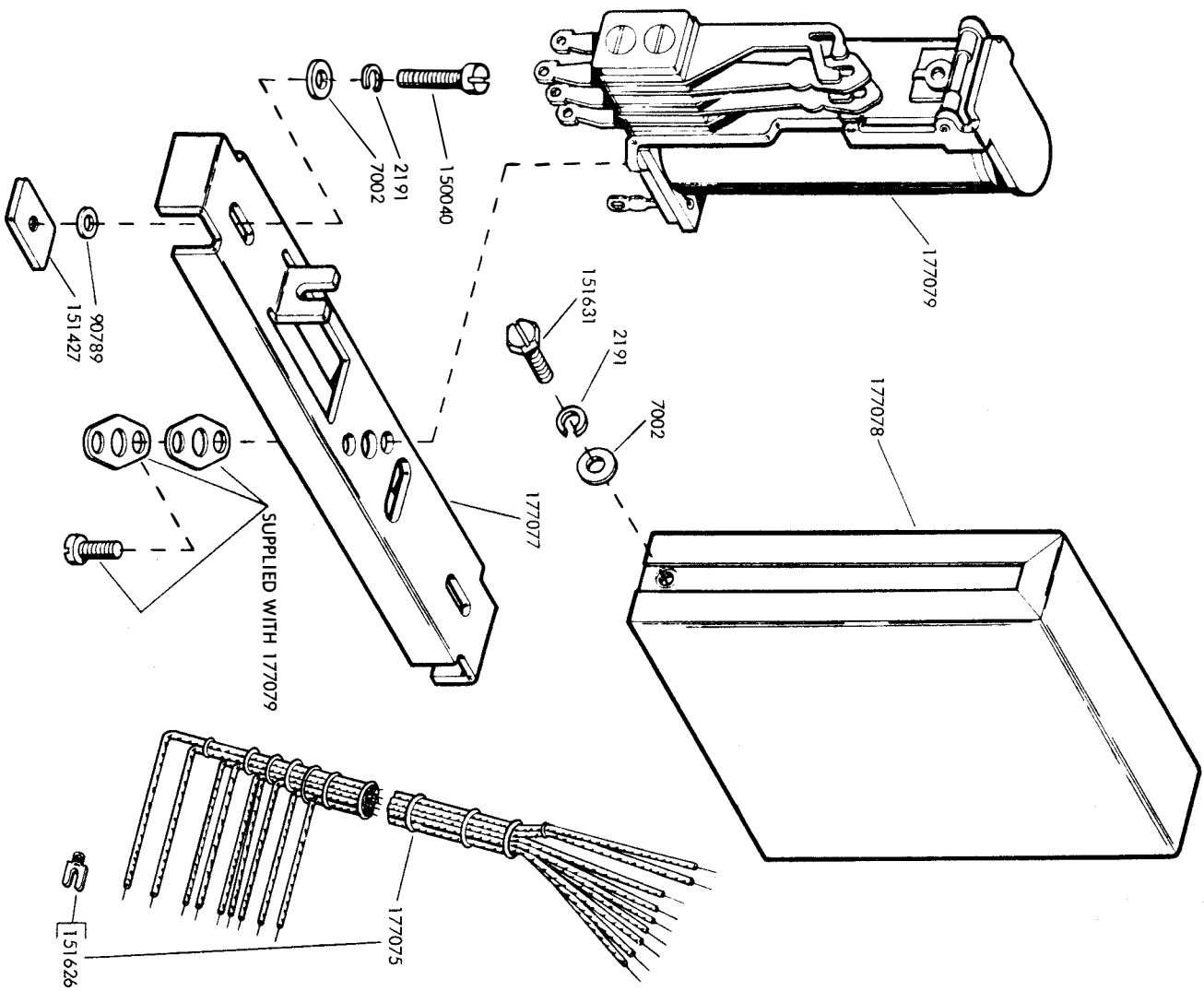


FIGURE 6. 177076 RELAY ASSEMBLY

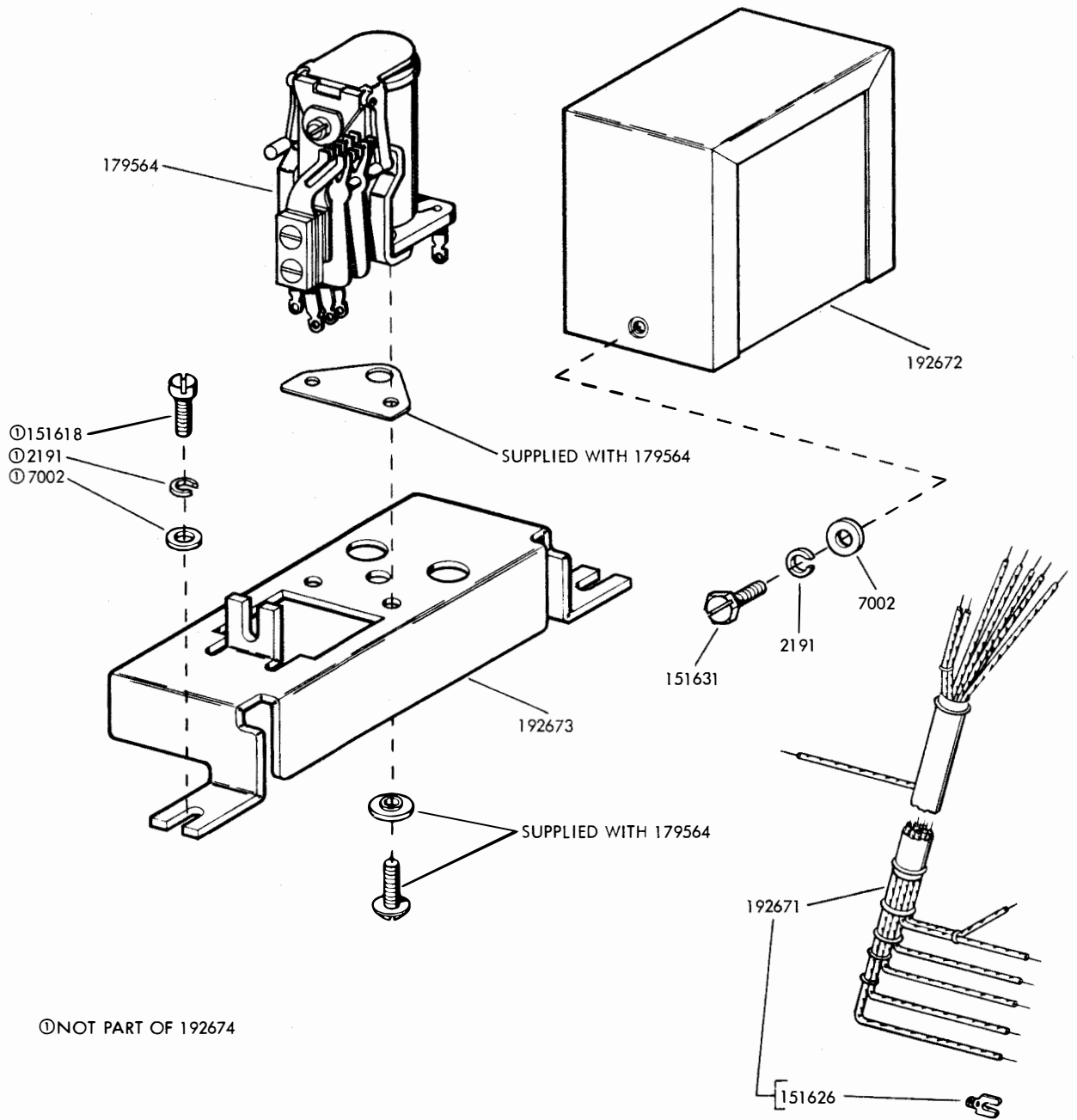
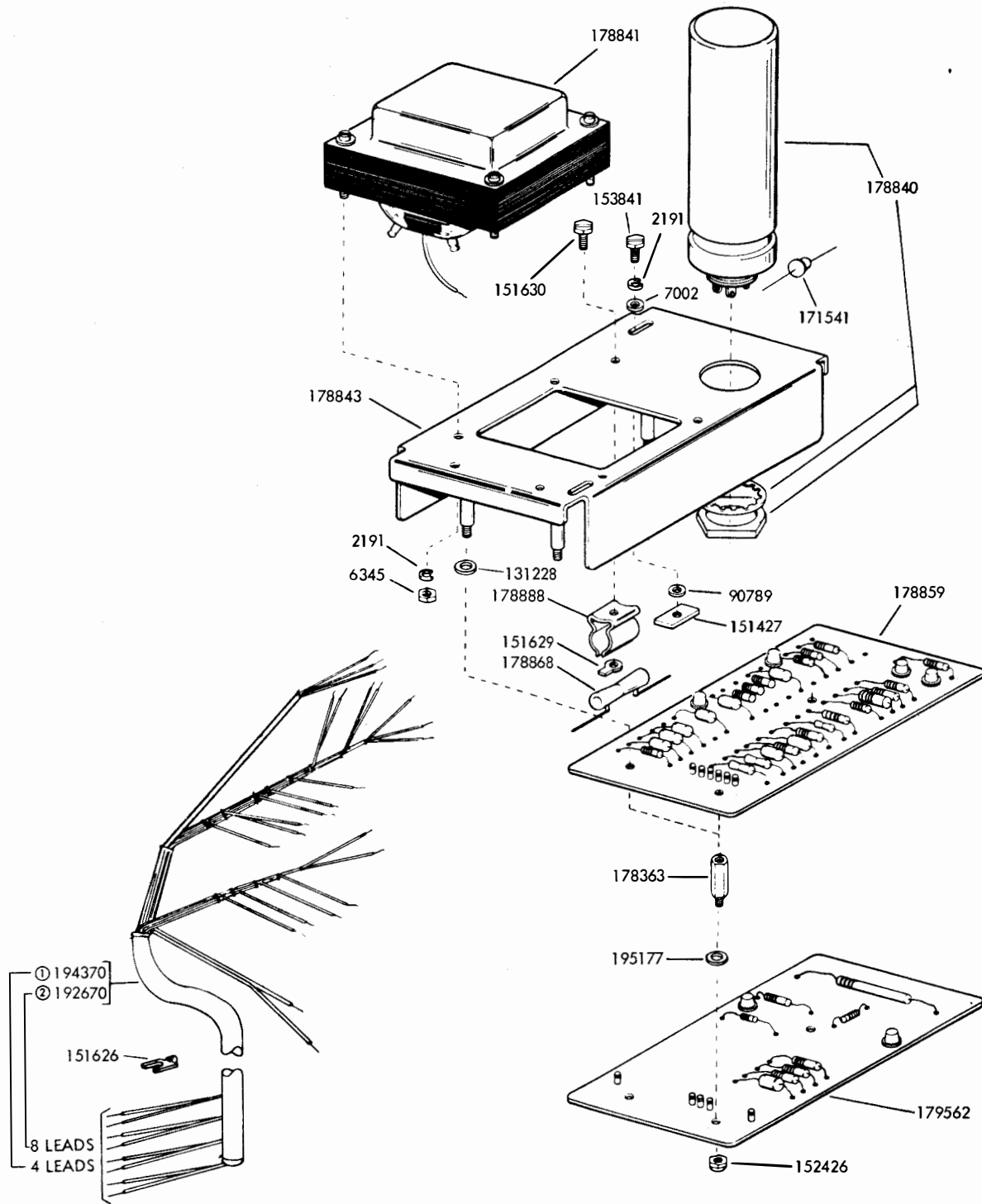


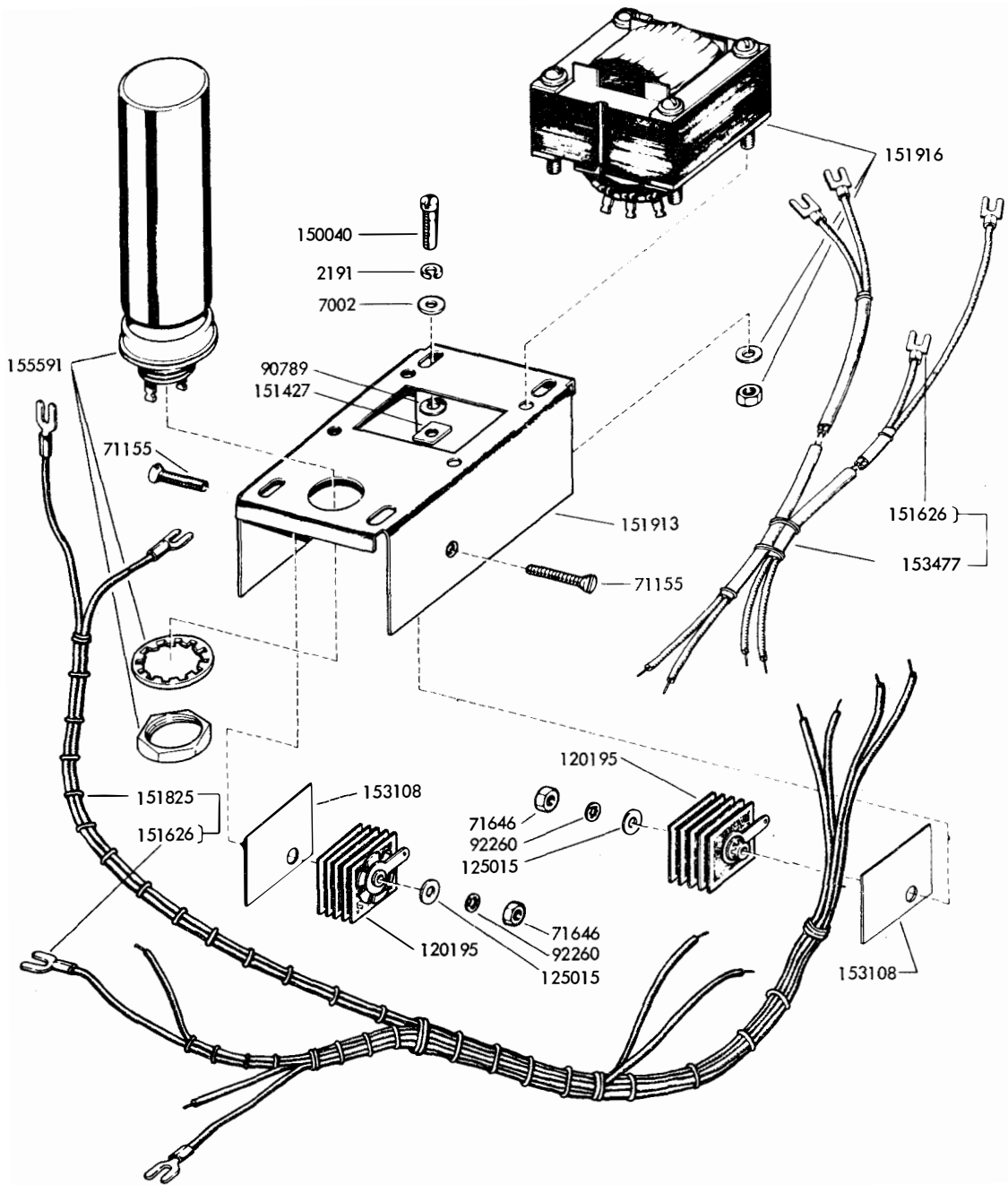
FIGURE 7. 192674 RELAY ASSEMBLY



① PECULIAR TO 194369

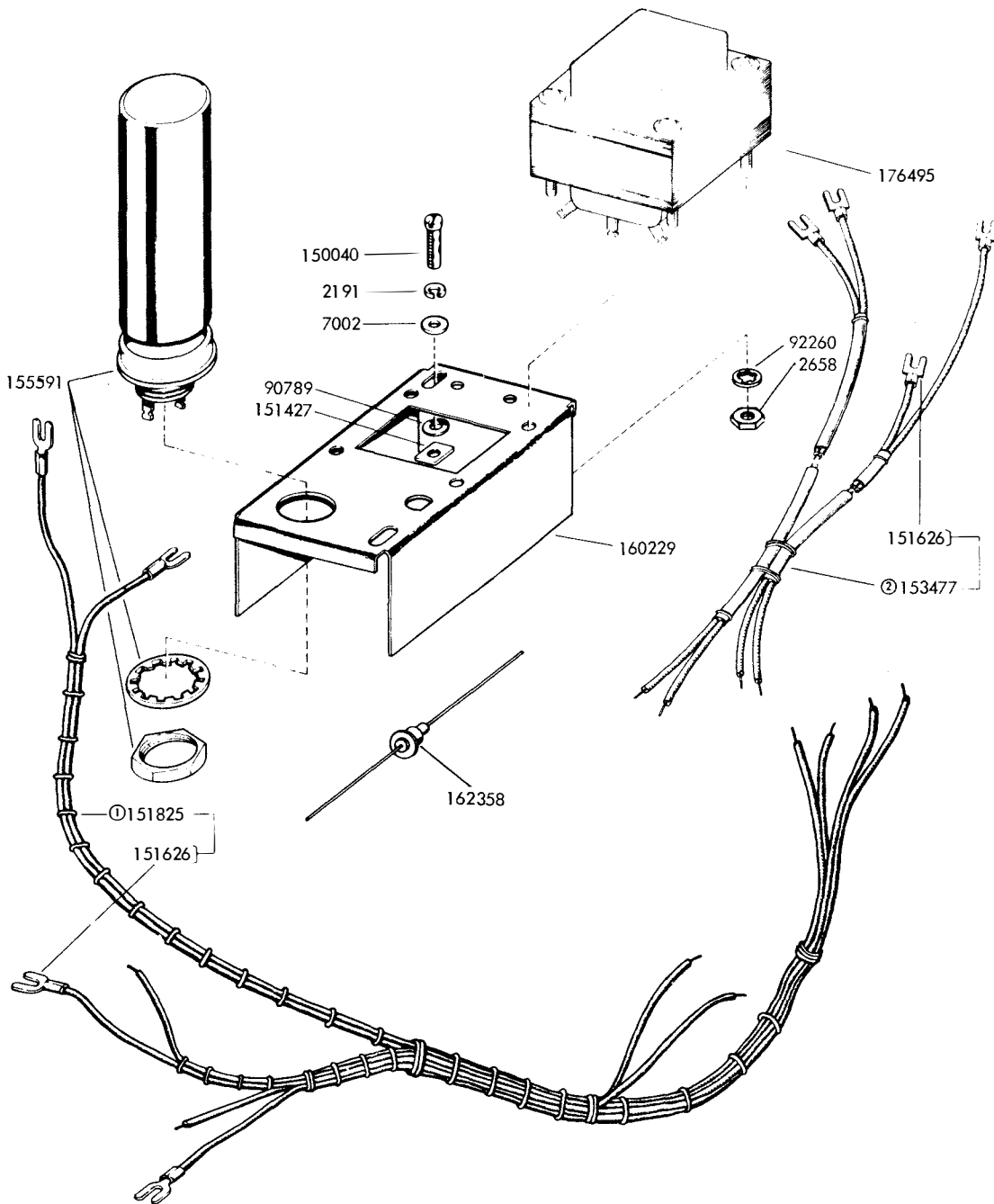
② PECULIAR TO 192669

FIGURE 8. 192669 AND 194369 SELECTOR MAGNET DRIVER ASSEMBLIES
(WITH OPEN LINE DETECTOR)



See Figure 10 for new style

FIGURE 9. EARLY DESIGN RECTIFIER AND CABLE ASSEMBLY (120 MA)



① PECULIAR TO 151999

② PECULIAR TO 152950

SPECIFICATION 5707S

See Figure 9 for Early Design

FIGURE 10. 151999 AND 152950 RECTIFIER AND CABLE ASSEMBLIES (150 MA)

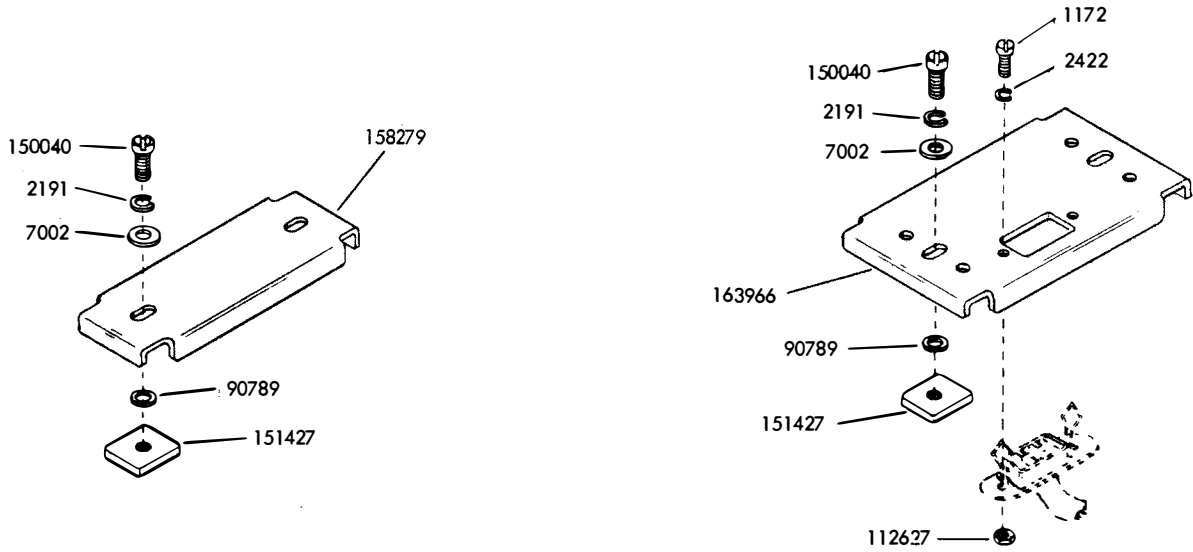


FIGURE 11. VARIABLE FEATURES FOR THE ELECTRICAL SERVICE UNIT

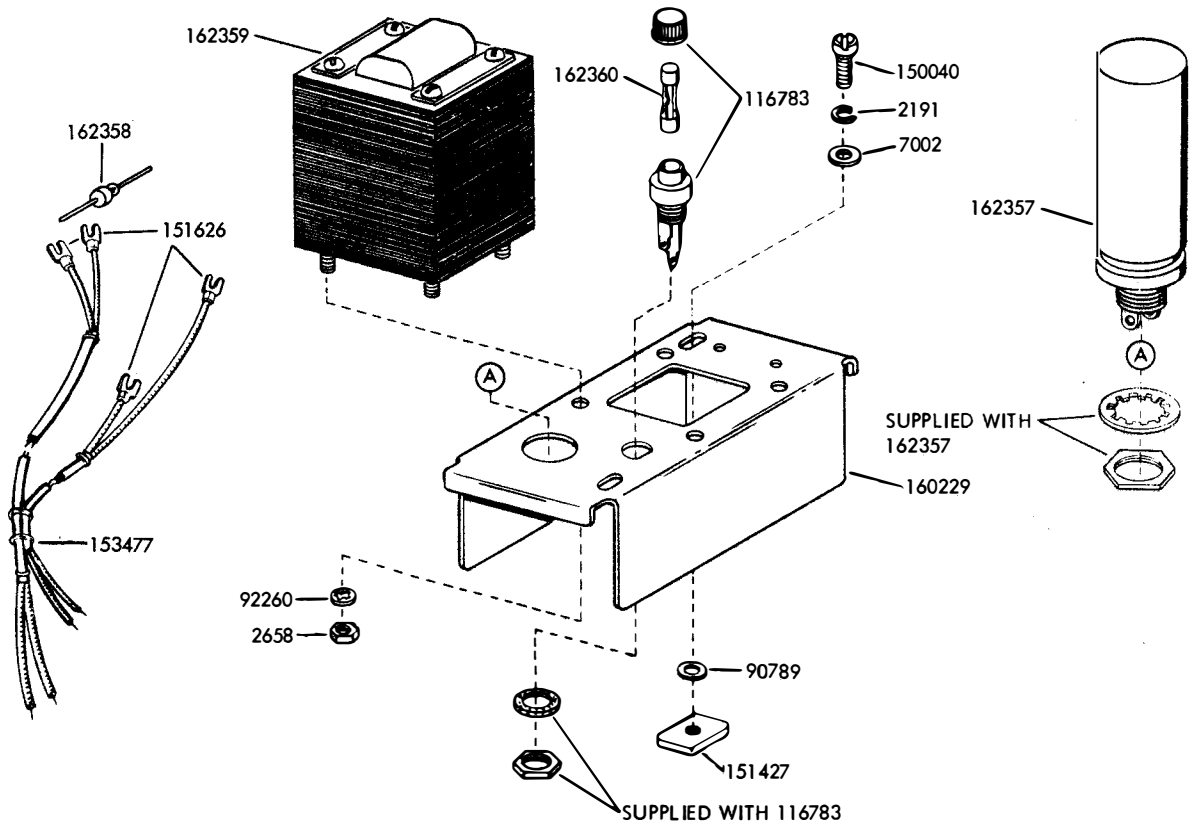
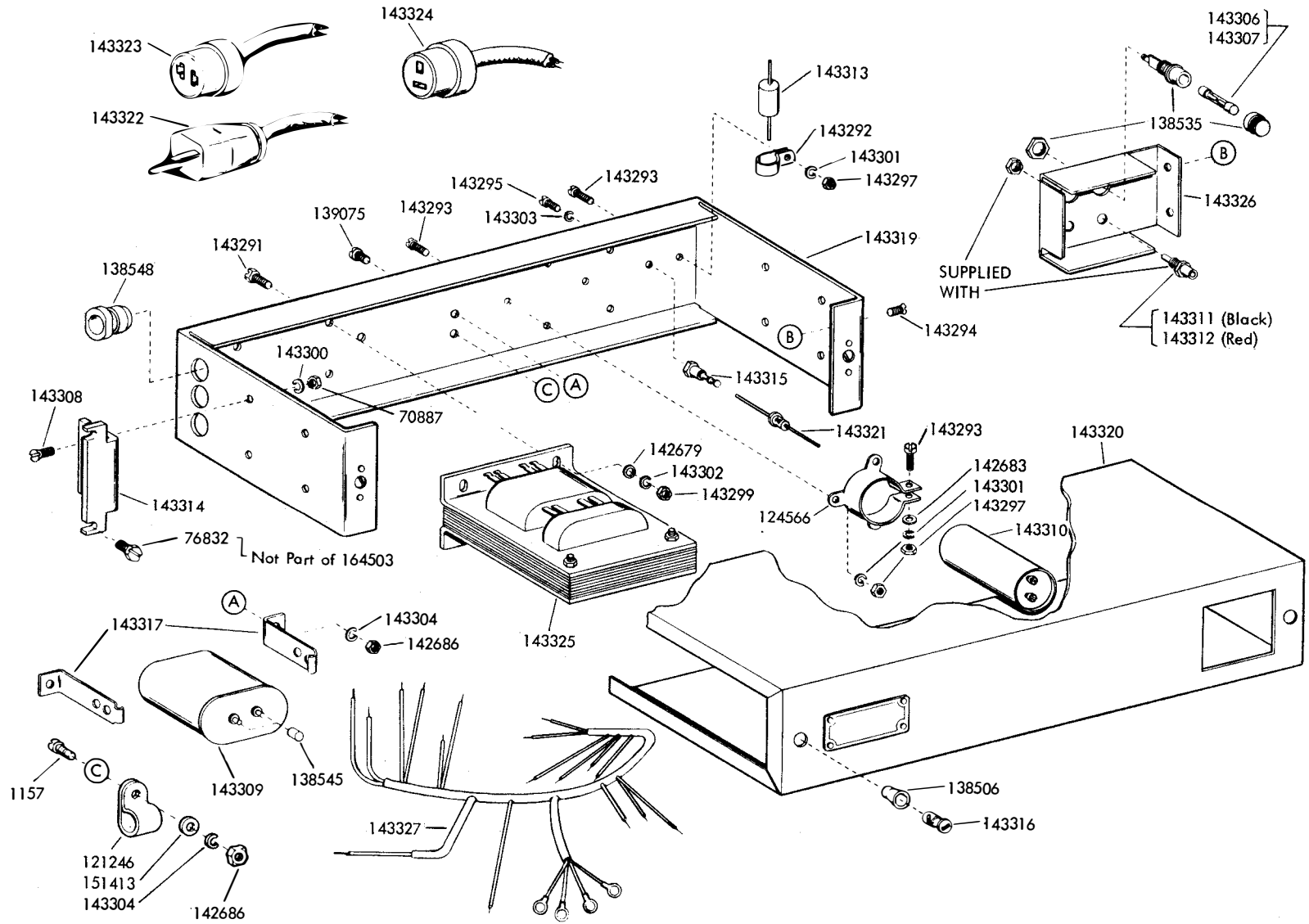


FIGURE 12. 162361 RECTIFIER AND CABLE ASSEMBLY (500MA)

219

FIGURE 13. 164503 RECTIFIER ASSEMBLY



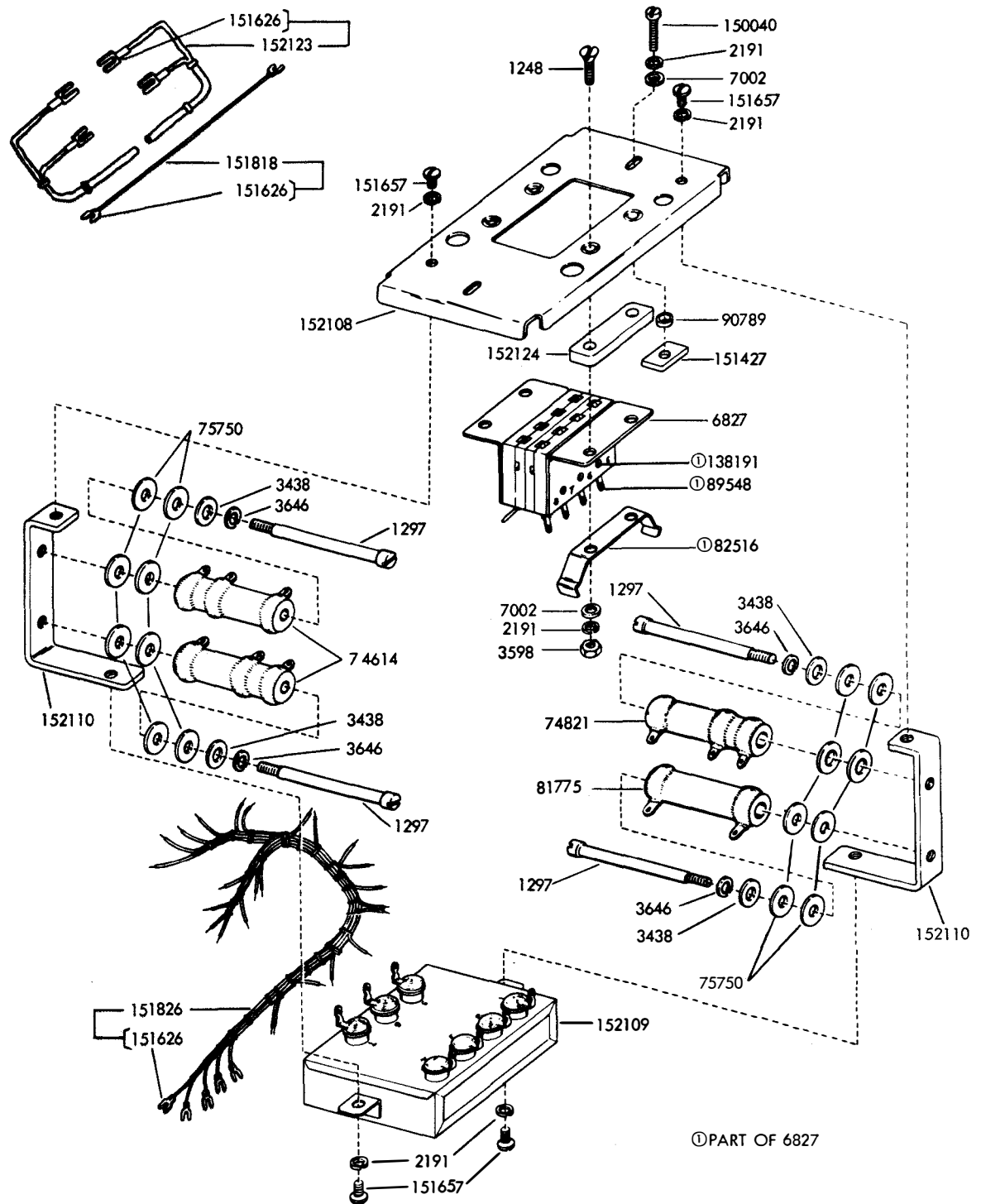


FIGURE 14. 151822 LINE RELAY MOUNTING ASSEMBLY

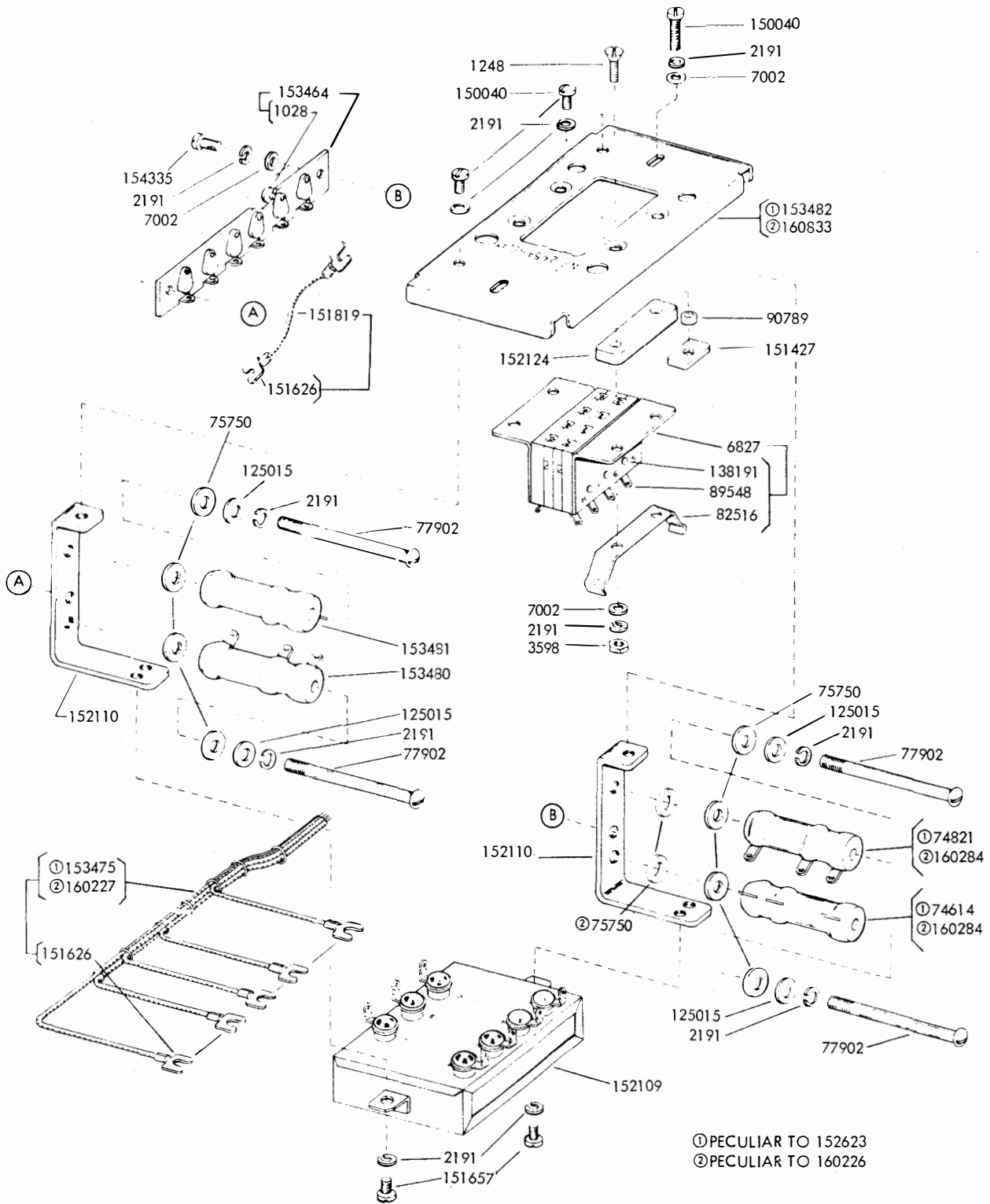


FIGURE 15. 152623 AND 160226 LINE RELAY MOUNTING ASSEMBLIES

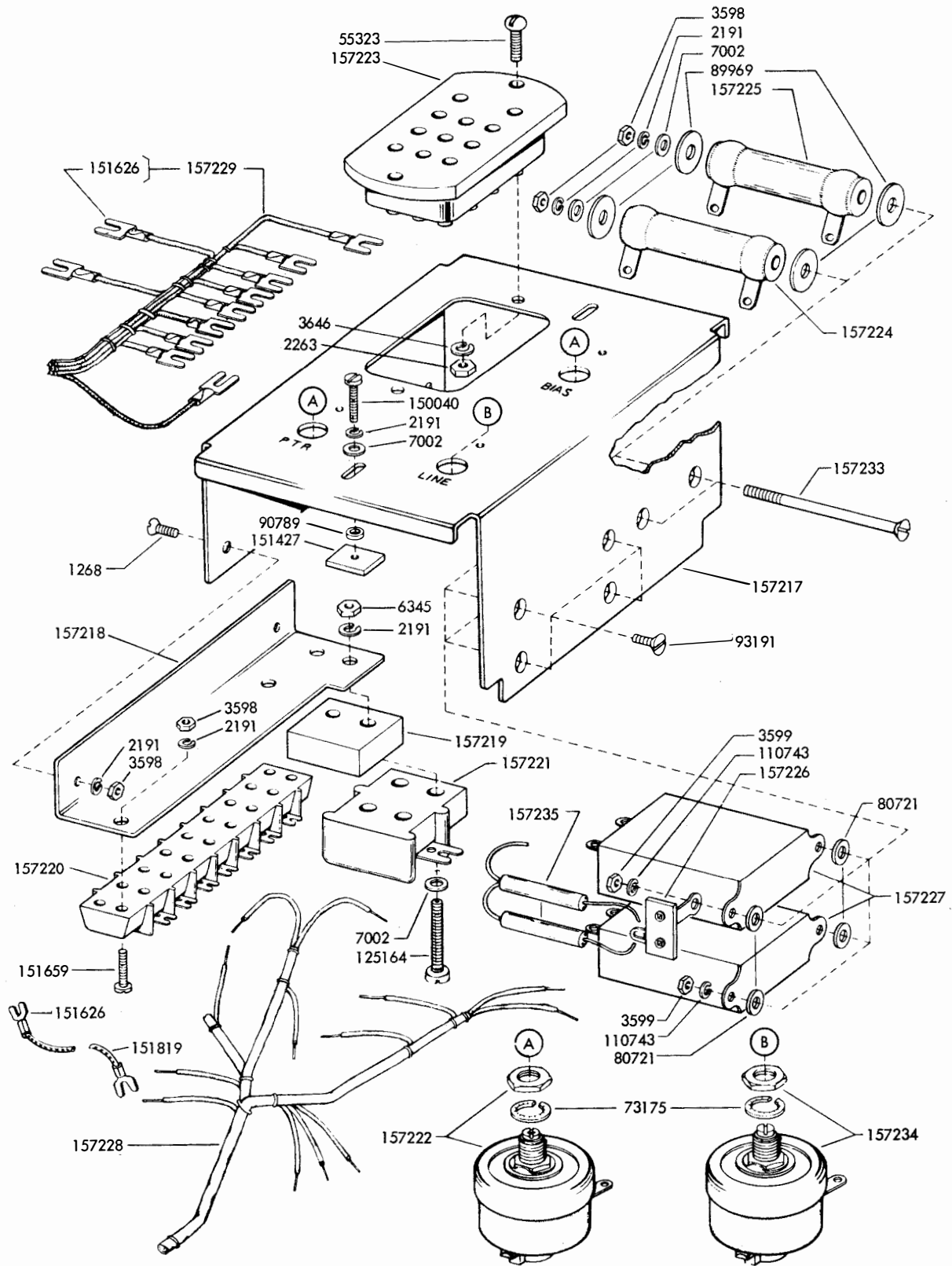


FIGURE 16. 157216 LINE RELAY MOUNTING ASSEMBLY

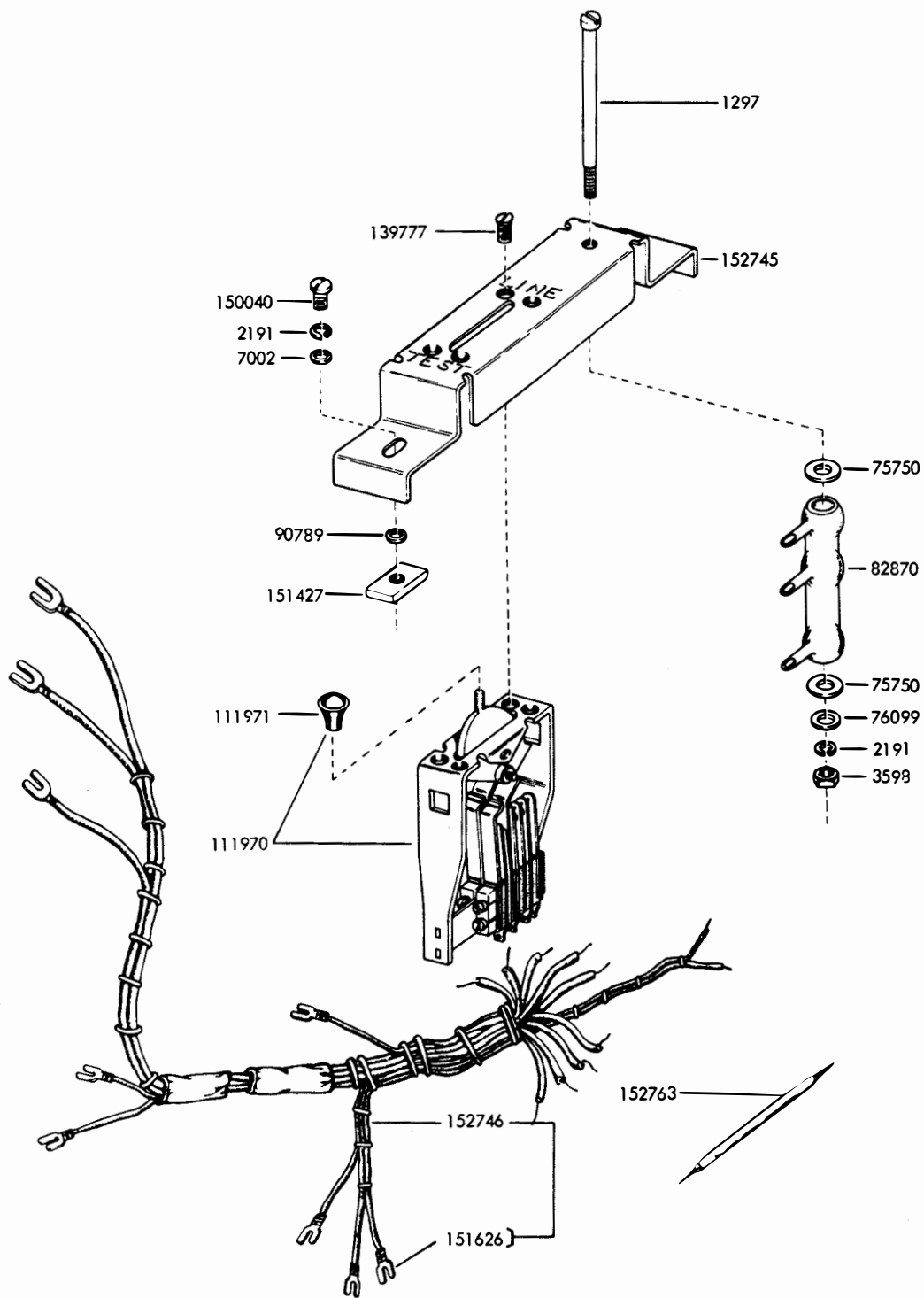


FIGURE 17. 152744 LINE TEST KEY ASSEMBLY

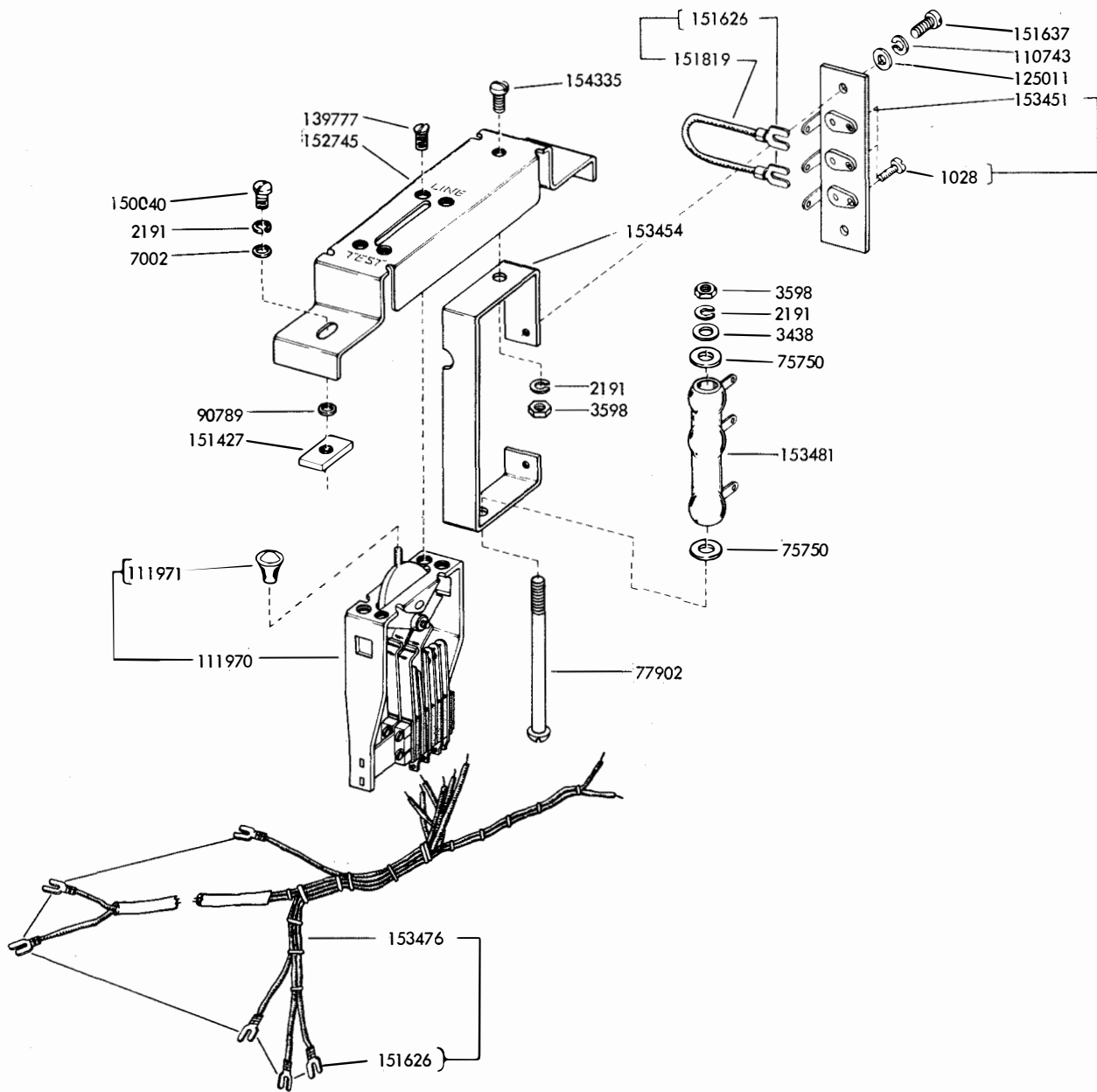


FIGURE 18. 152625 LINE TEST KEY ASSEMBLY

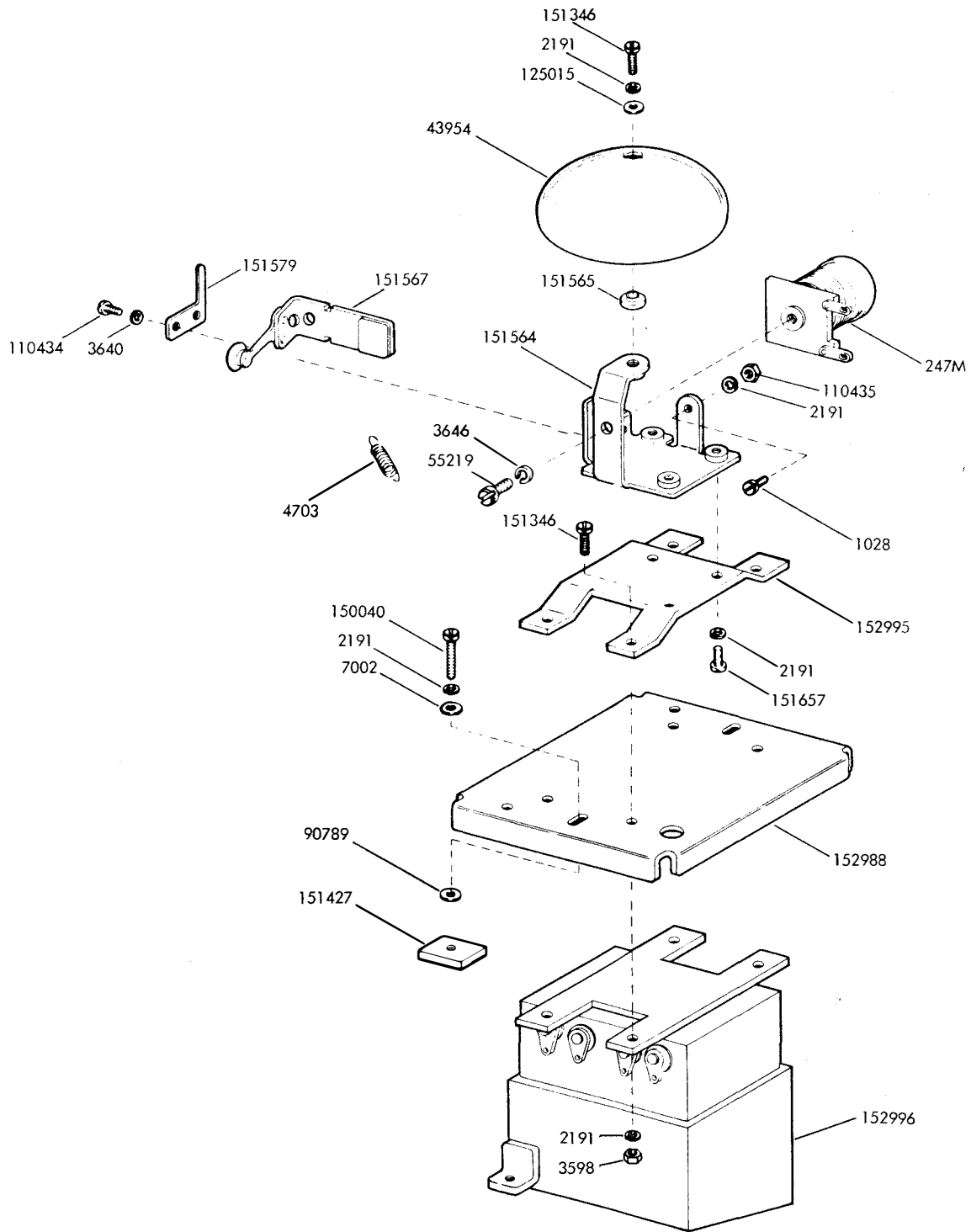
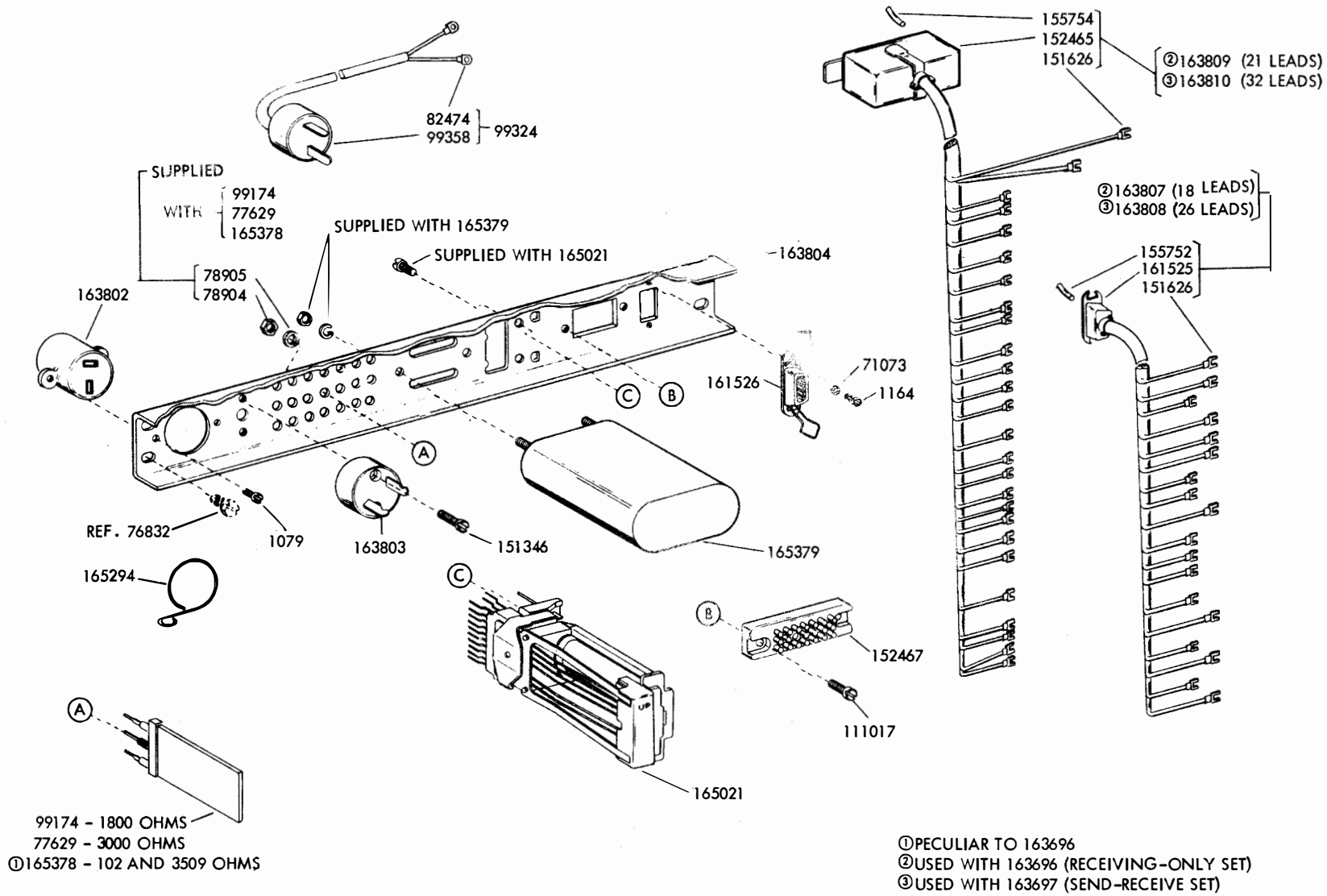


FIGURE 19. FILTER AND BELL ASSEMBLY

227

FIGURE 20. 163696 AND 163697 RELAY PANEL ASSEMBLIES



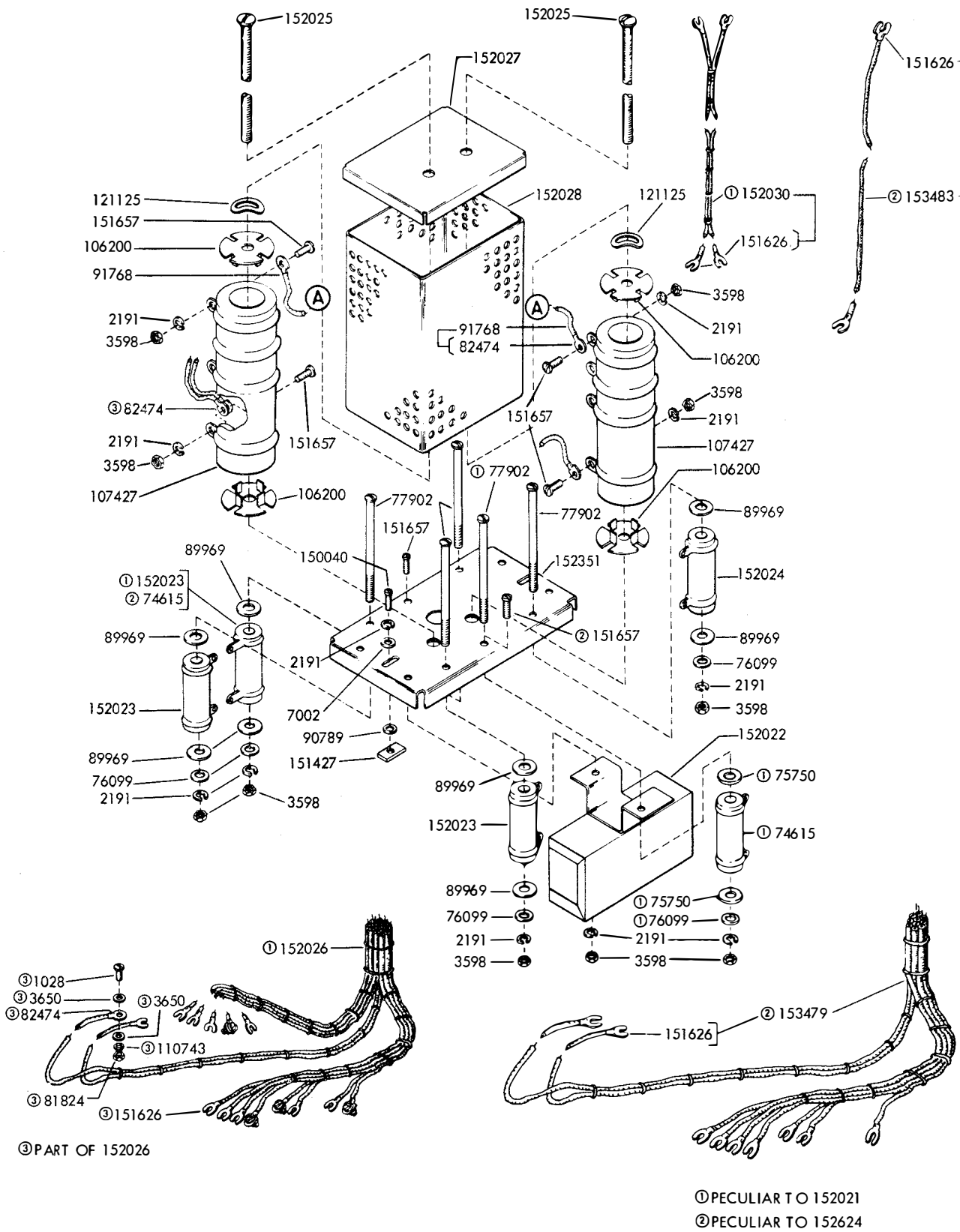


FIGURE 21. 152021 AND 152624 CAPACITOR-RESISTOR ASSEMBLIES

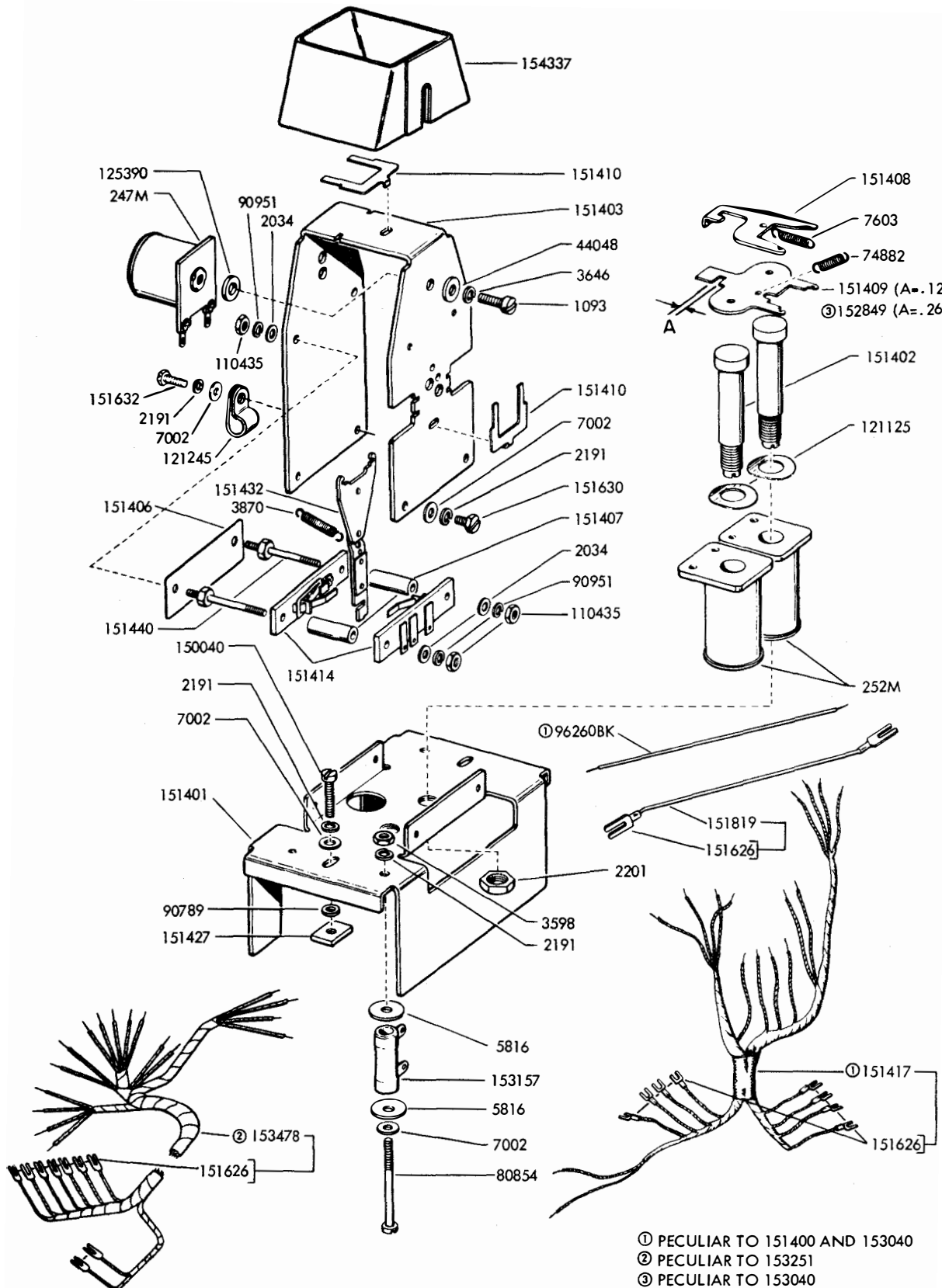


FIGURE 22. 151400, 153040 AND 153251 MOTOR CONTROL ASSEMBLIES

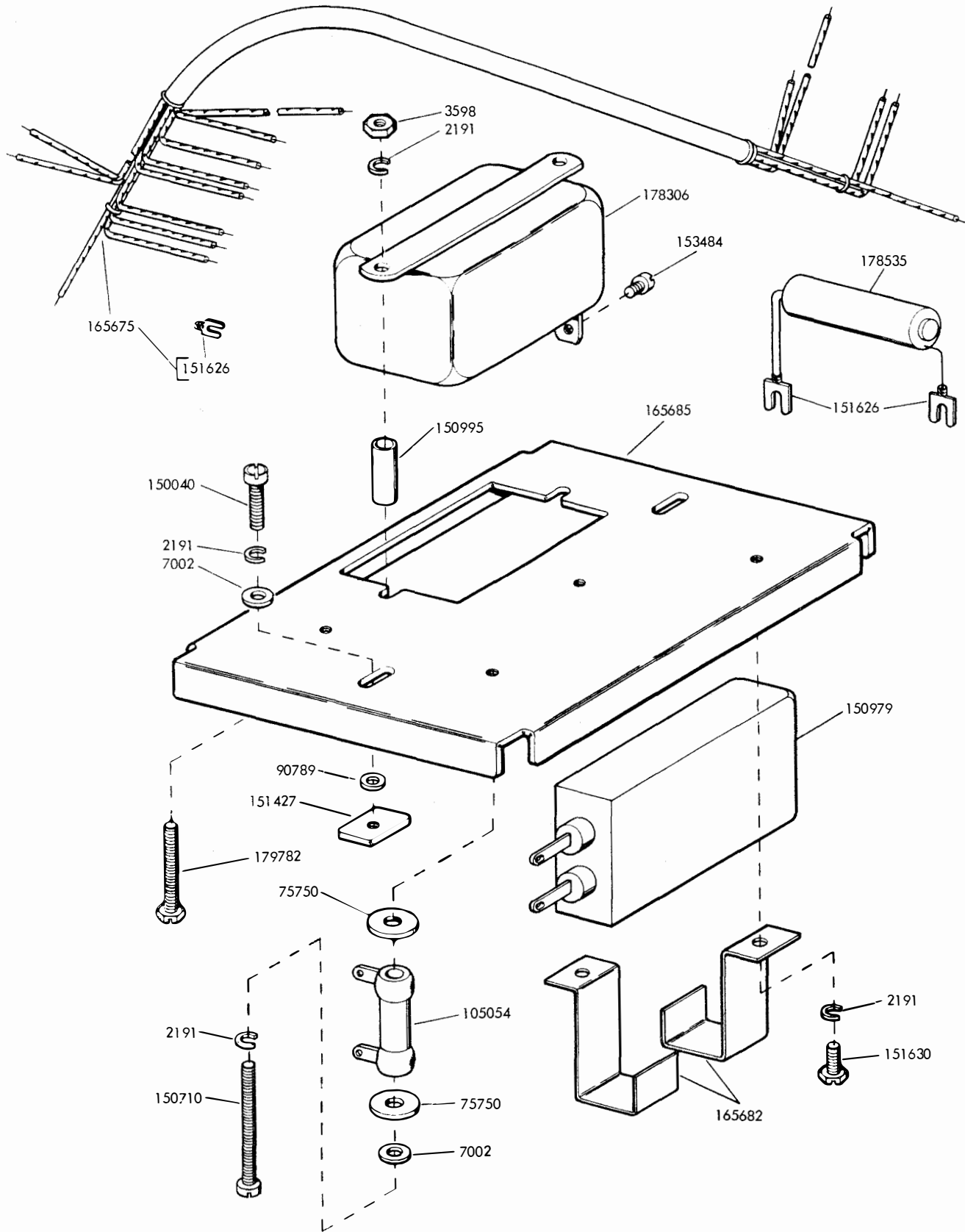


FIGURE 23. 165687 MOTOR CONTROL RELAY ASSEMBLY

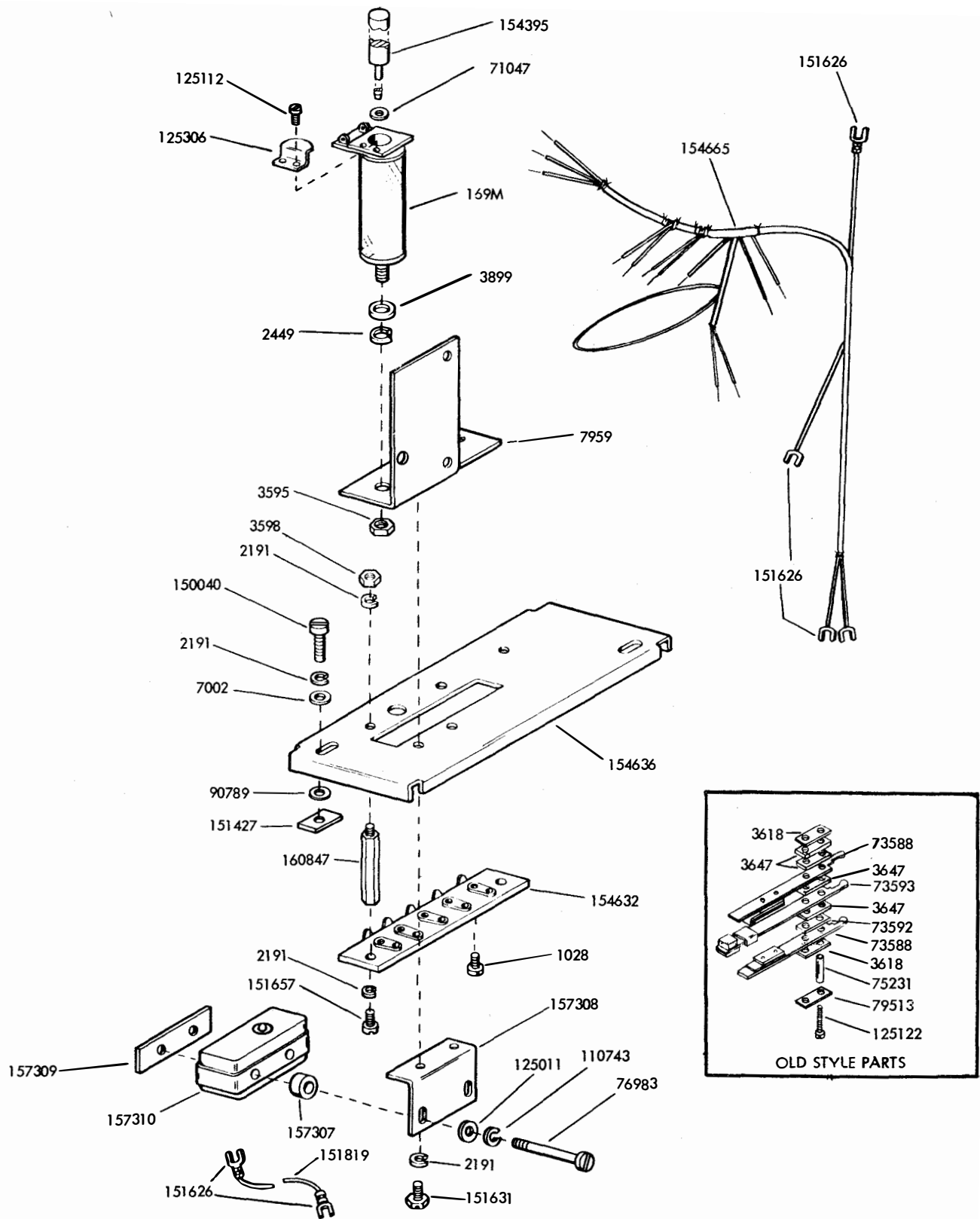


FIGURE 24. 152332 MOTOR CONTROL RELAY ASSEMBLY

Specification 57795

231

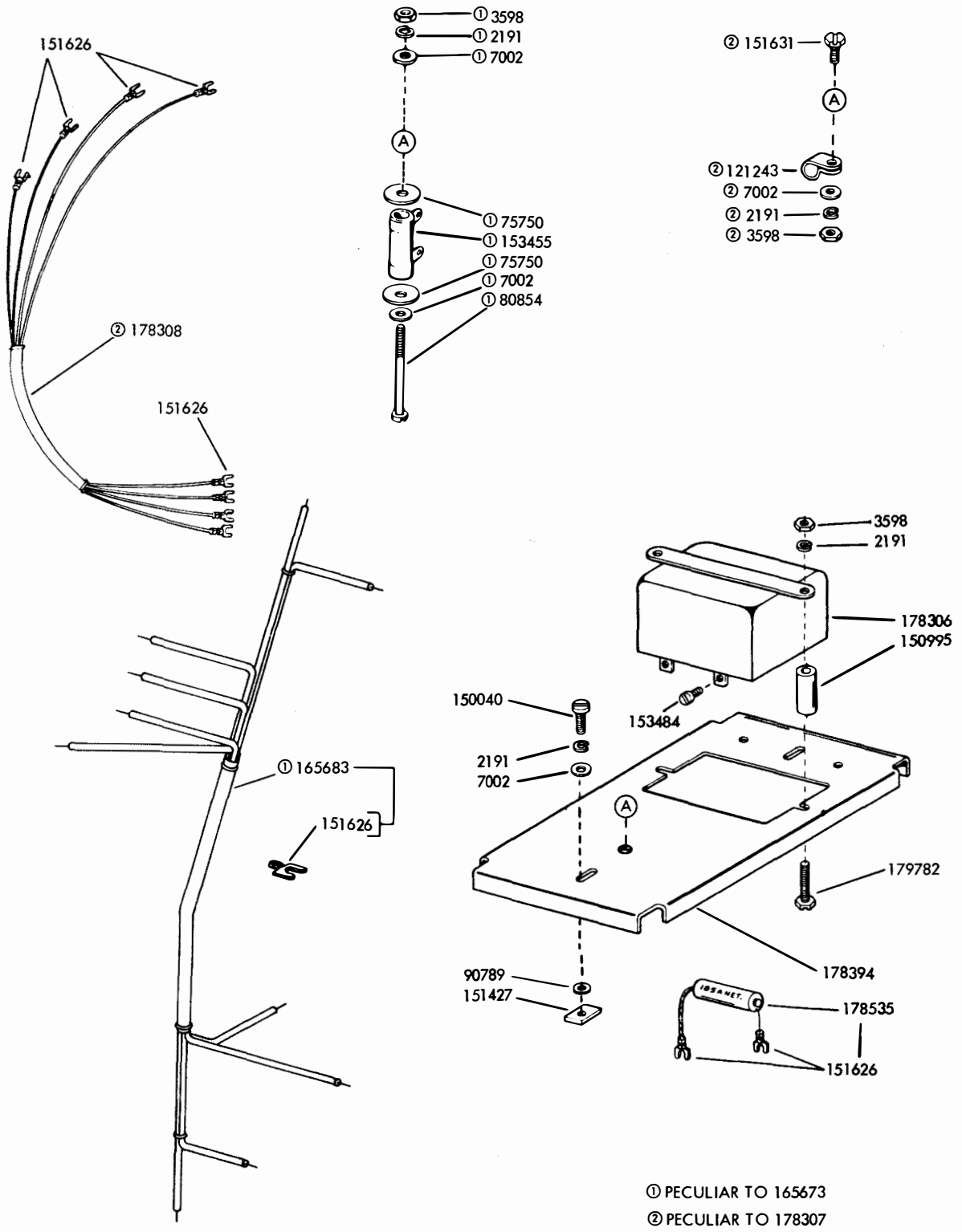


FIGURE 25. 165673 AND 178307 MOTOR CONTROL RELAY ASSEMBLIES

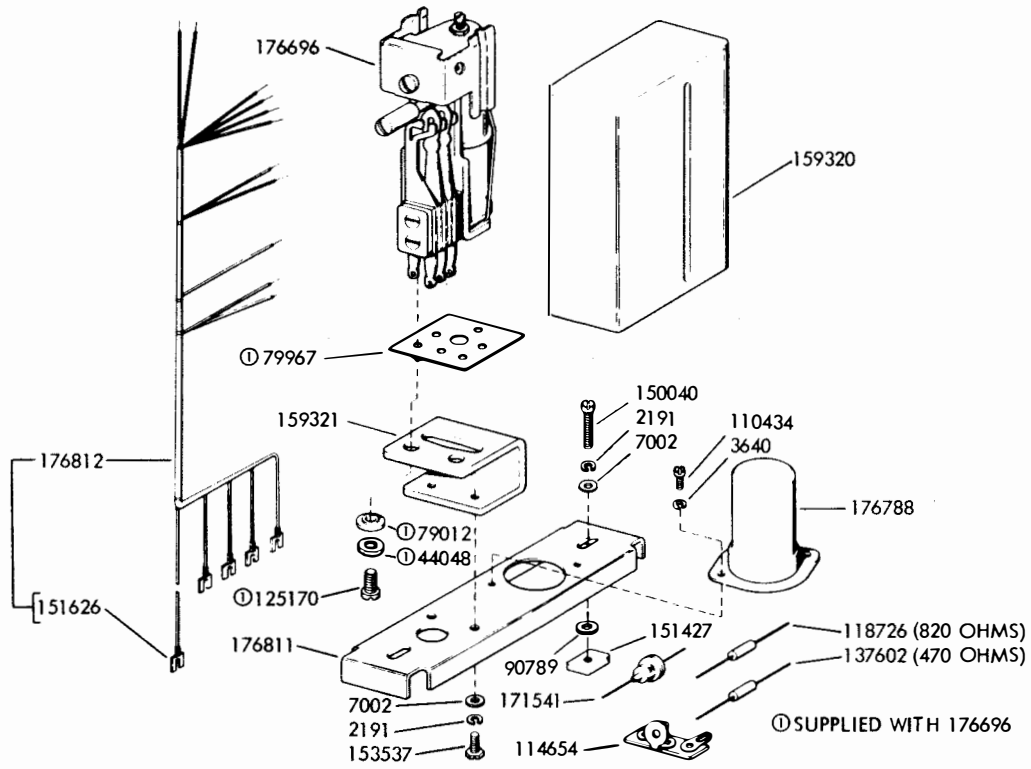


FIGURE 27. 176810 ANSWER-BACK CONTROL RELAY ASSEMBLY

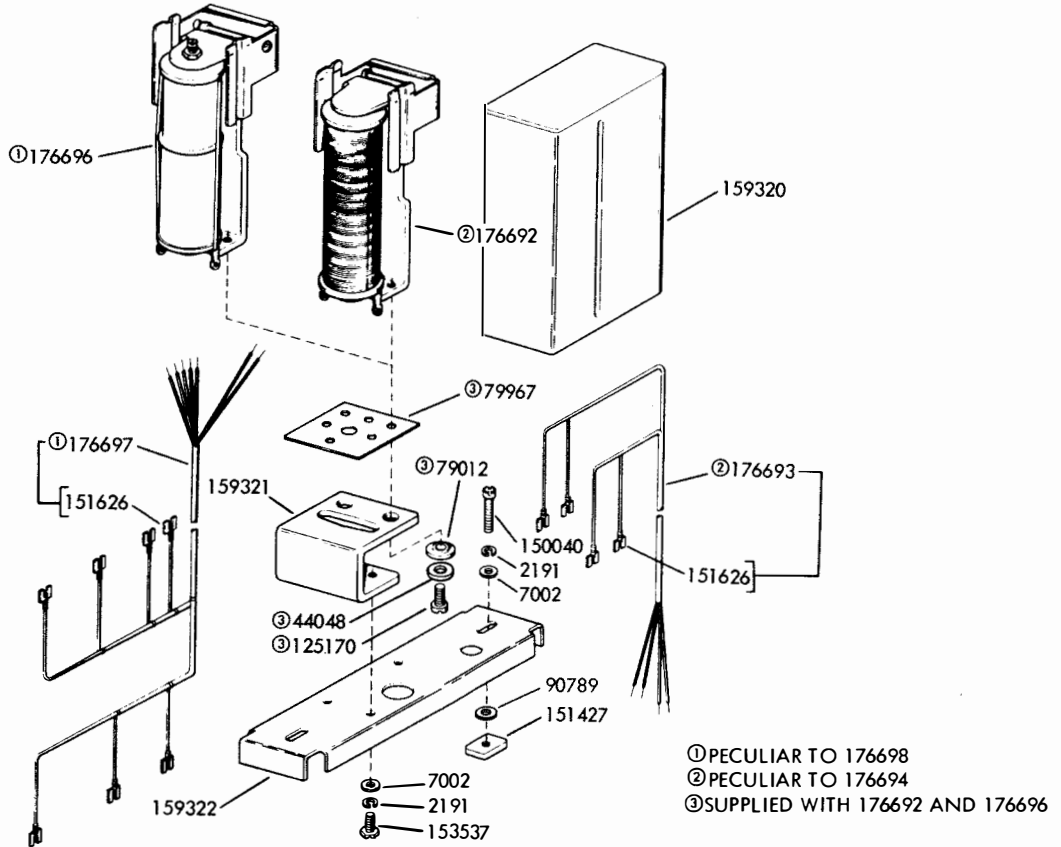
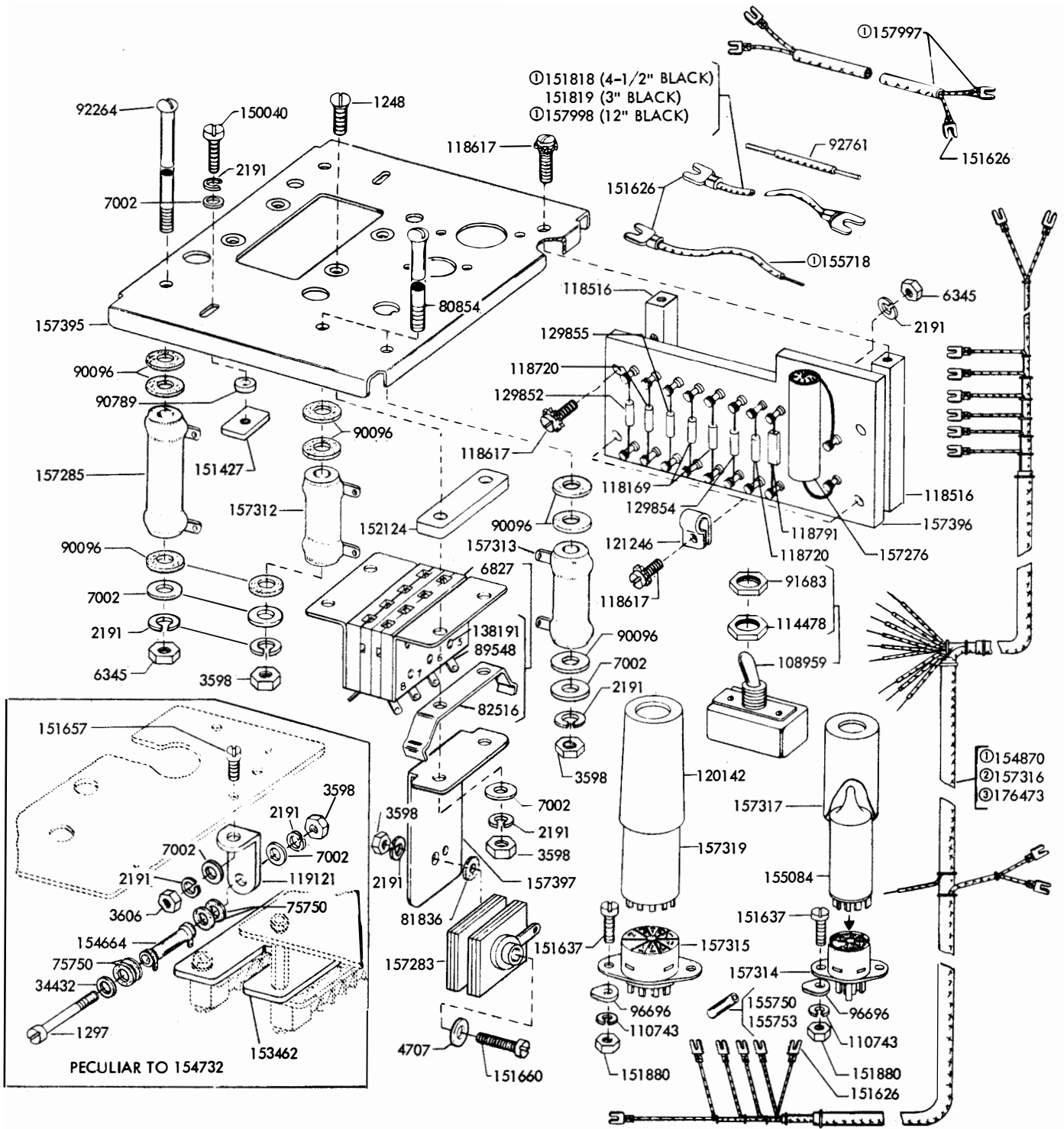


FIGURE 28. 176694 (MOTOR CONTROL) AND 176698 (SLOW RELEASE) RELAY ASSEMBLIES



SPECIFICATION 5871S

SPECIFICATION 50288S

- ① Peculiar to 154732 (for LESU5)
- ② Peculiar to 154732 (for LESU5) and 154779 (for LESU7 and LESU8)
- ③ Peculiar to 172667 (for LESU54)

FIGURE 29. 154732, 154779 AND 172667 MODIFICATION KITS TO ADD A RELAY SHIFT TO AN ELECTRICAL SERVICE UNIT

235

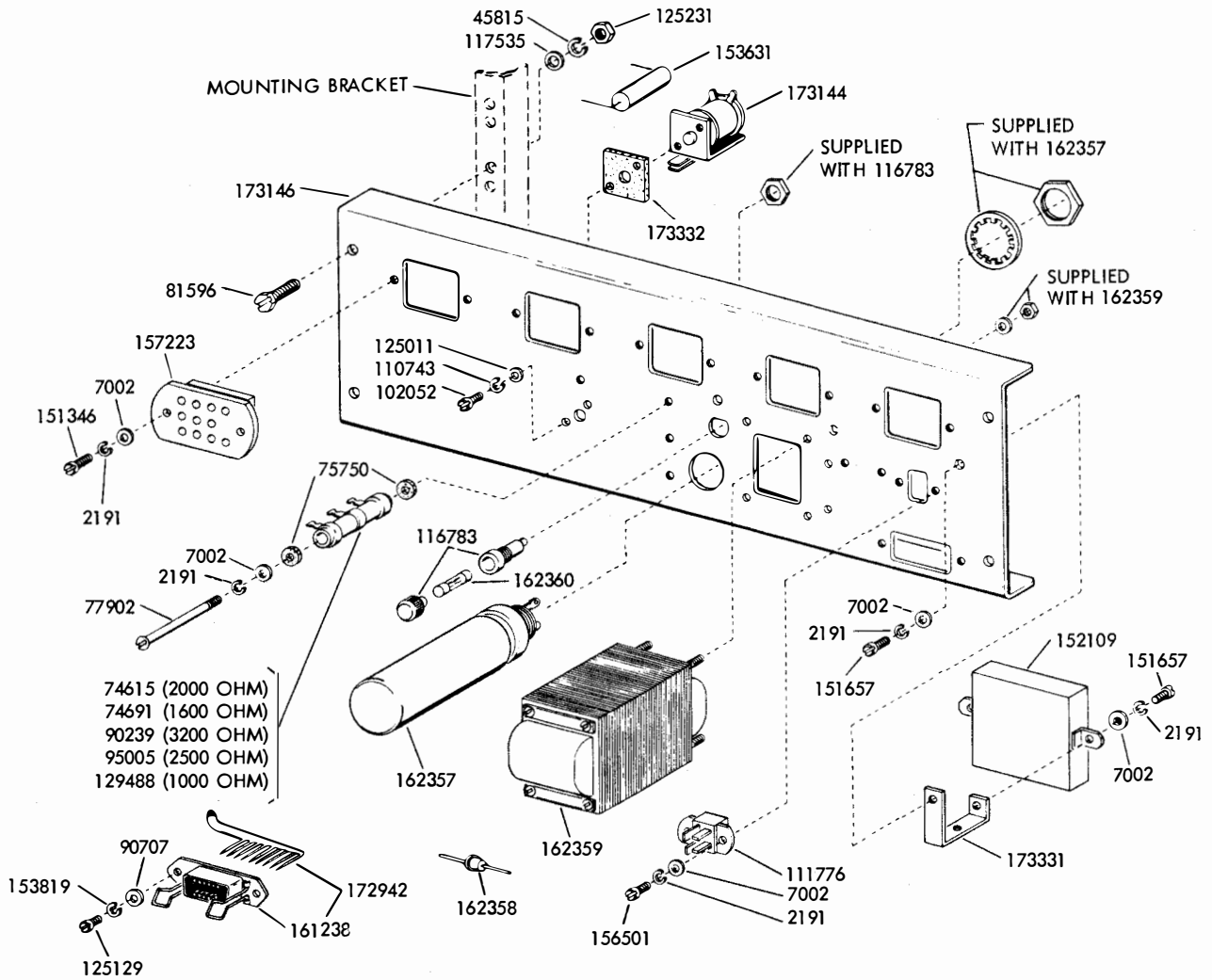
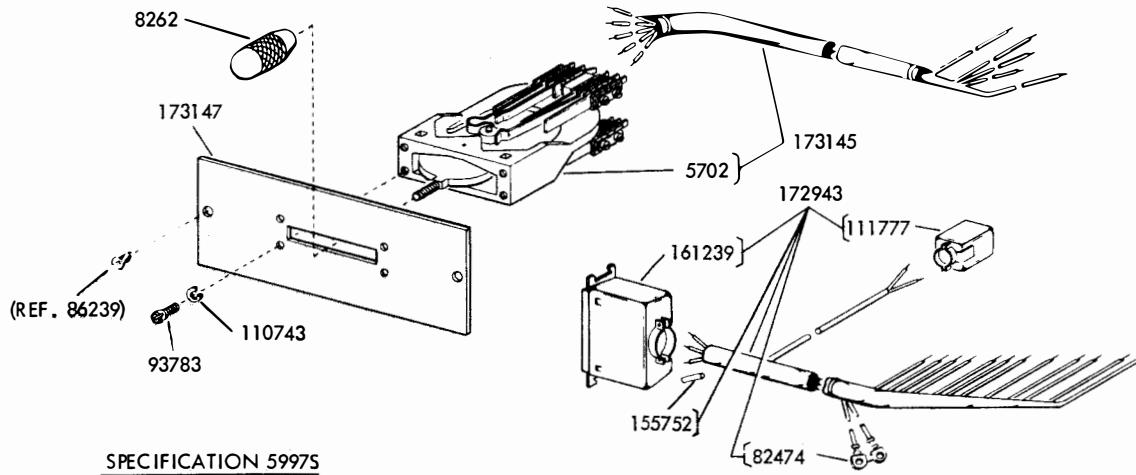
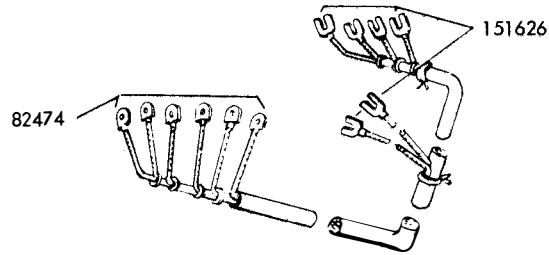


FIGURE 30. 164271 ELECTRICAL SERVICE ASSEMBLY



SPECIFICATION 59975

FIGURE 31. 173363 MODIFICATION KIT TO ADAPT A 164271 ELECTRICAL SERVICE ASSEMBLY FOR USE IN A CABINET



160223 (APPROXIMATELY 35" LONG)
179434 (APPROXIMATELY 92" LONG)

FIGURE 32. 160223 AND 179434 AUXILIARY CABLE ASSEMBLIES

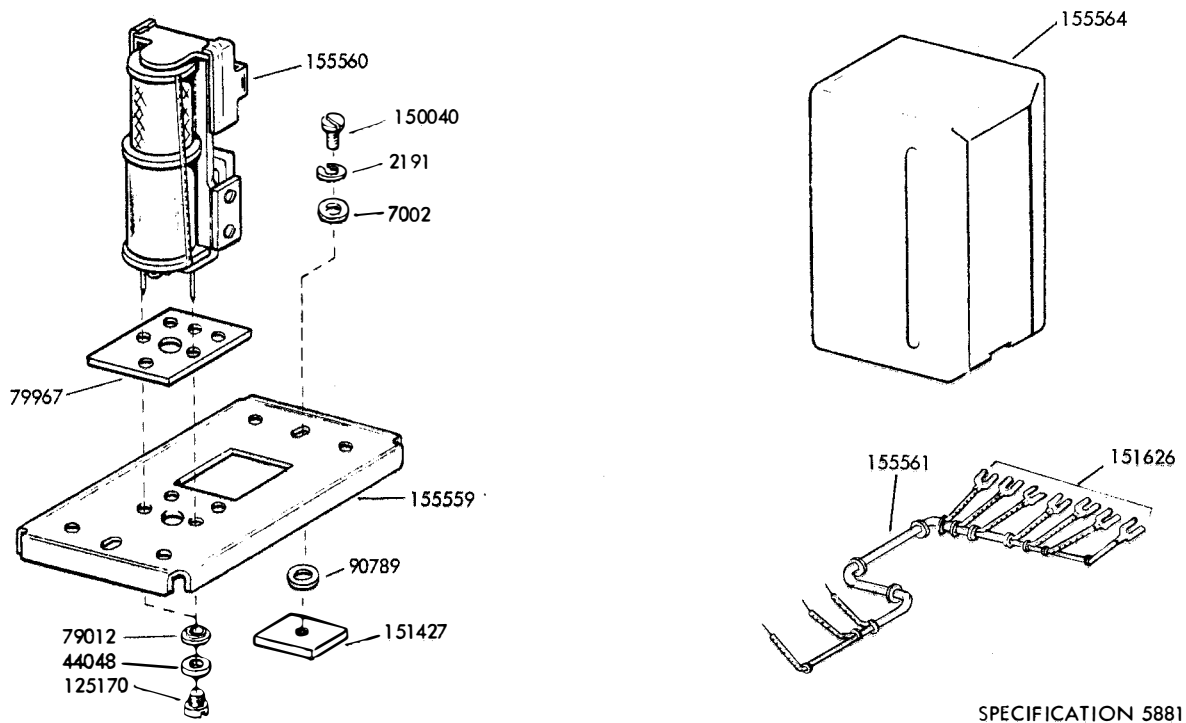


FIGURE 33. 15558 DC CONTROL RELAY ASSEMBLY

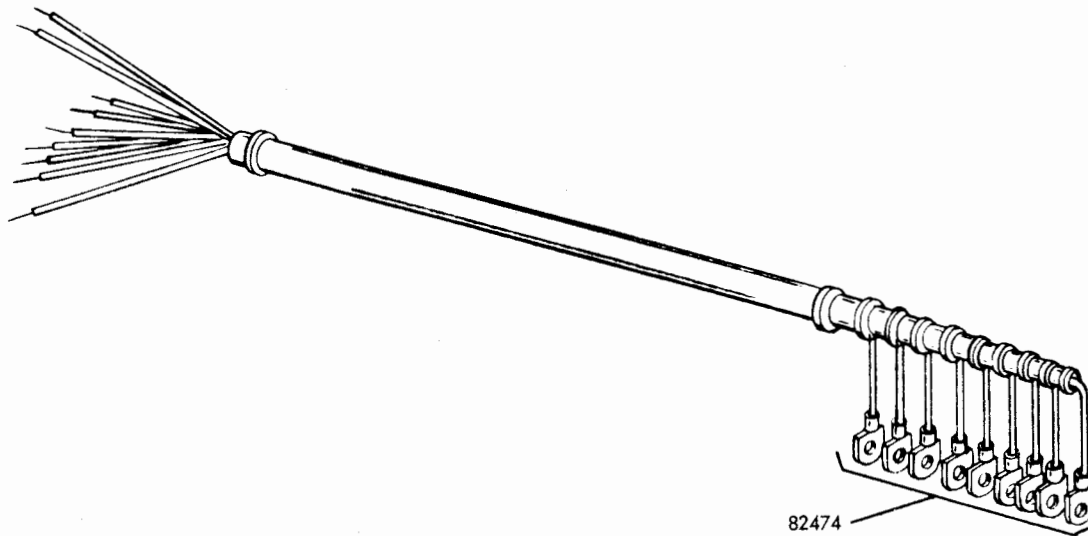
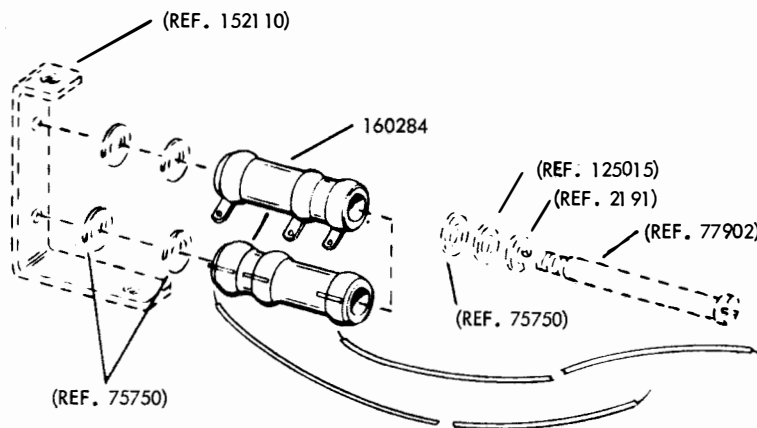


FIGURE 34. 155785 CABLE EXTENSION



SPECIFICATION 56645

FIGURE 35. 159397 MODIFICATION KIT TO CONVERT THE 152623 LINE RELAY MOUNTING ASSEMBLY TO THE 160226 ASSEMBLY

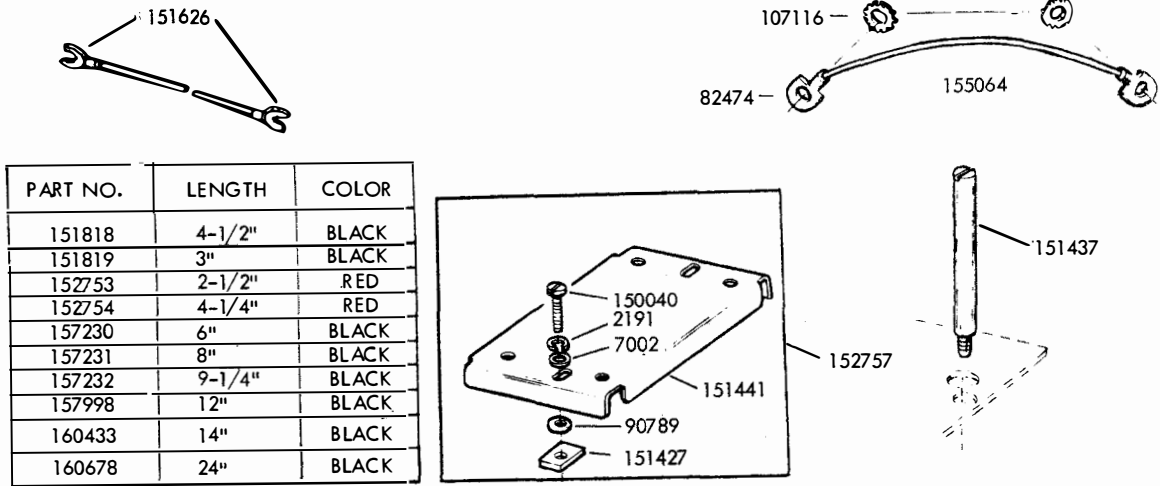
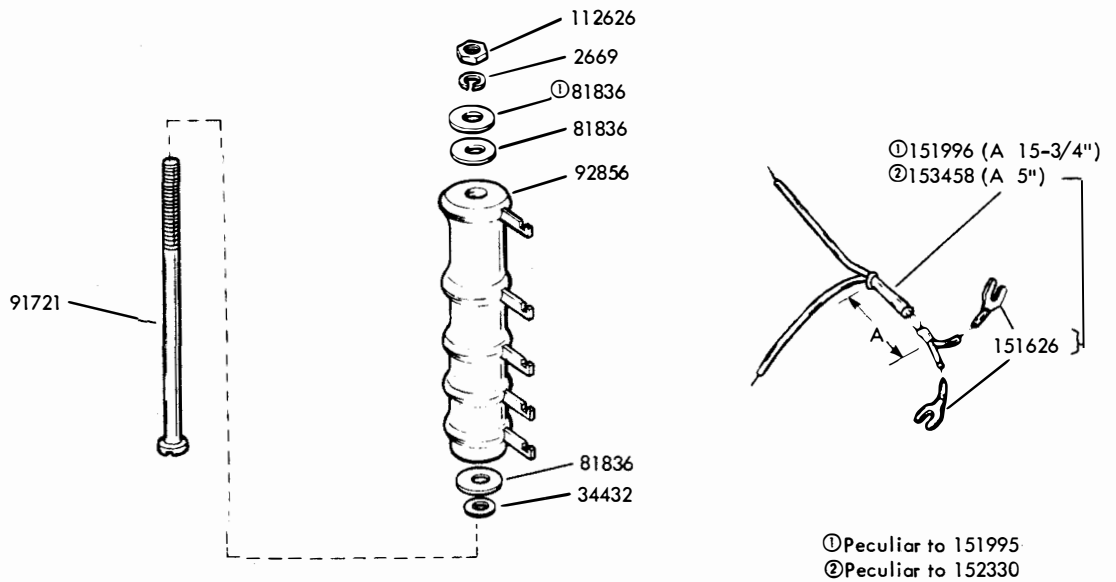
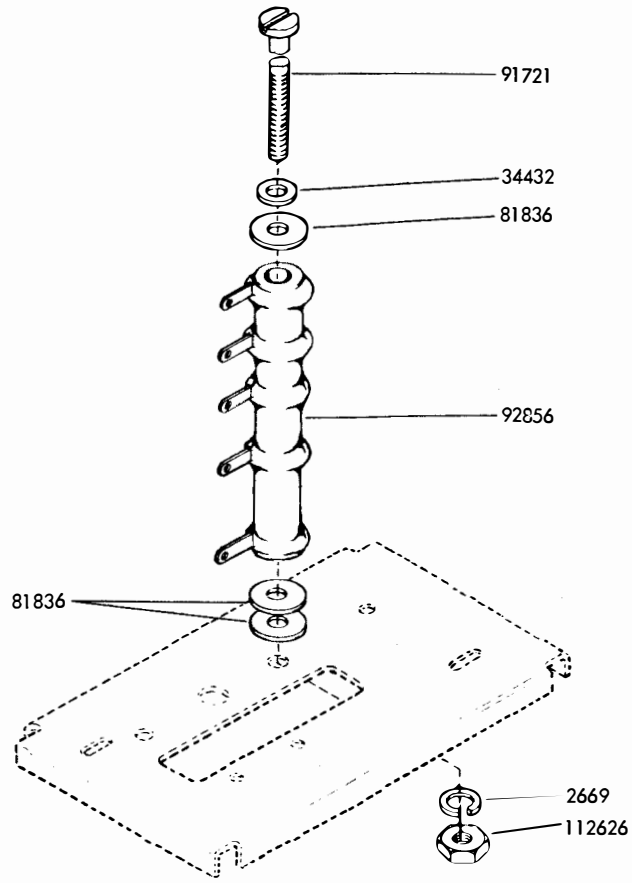


FIGURE 36. VARIABLES FOR THE ELECTRICAL SERVICE UNIT



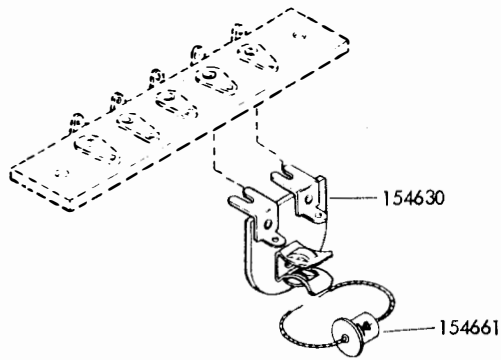
SPECIFICATION 57745

FIGURE 37. 151995 AND 152330 MODIFICATION KITS TO ADD LINE PAD RESISTOR TO LESU



USED WITH 152332
SEE FIGURE 24

FIGURE 38. 93073 1500 OHM RESISTOR MODIFICATION KIT



Specification 5779S
USED WITH 152332
SEE FIGURE 24

FIGURE 39. 152331 RECTIFIER ASSEMBLY

240

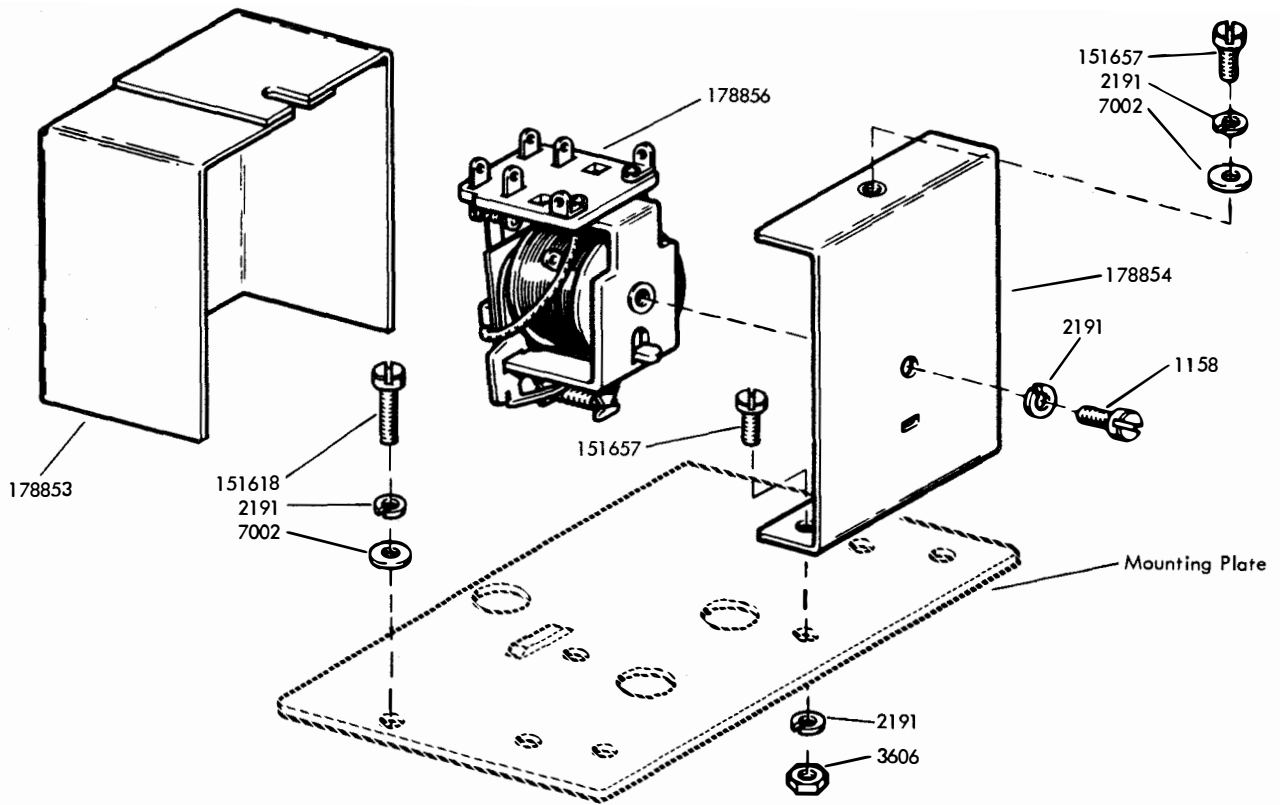
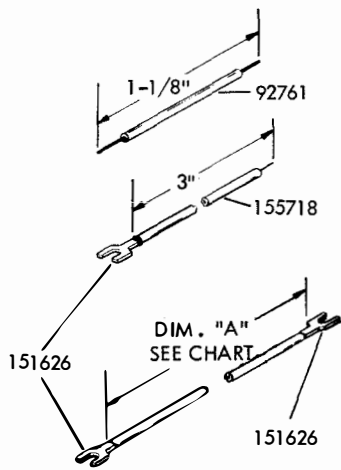


FIGURE 40. LINE SHUNT RELAY (NEW STYLE)



PART NUMBER	"A" DIMENSION	PARTS REQUIRED
151819	3"	151626 (2)
157231	8"	151626 (2)
157232	9-1/4"	151626 (2)

SPECIFICATION 5776S

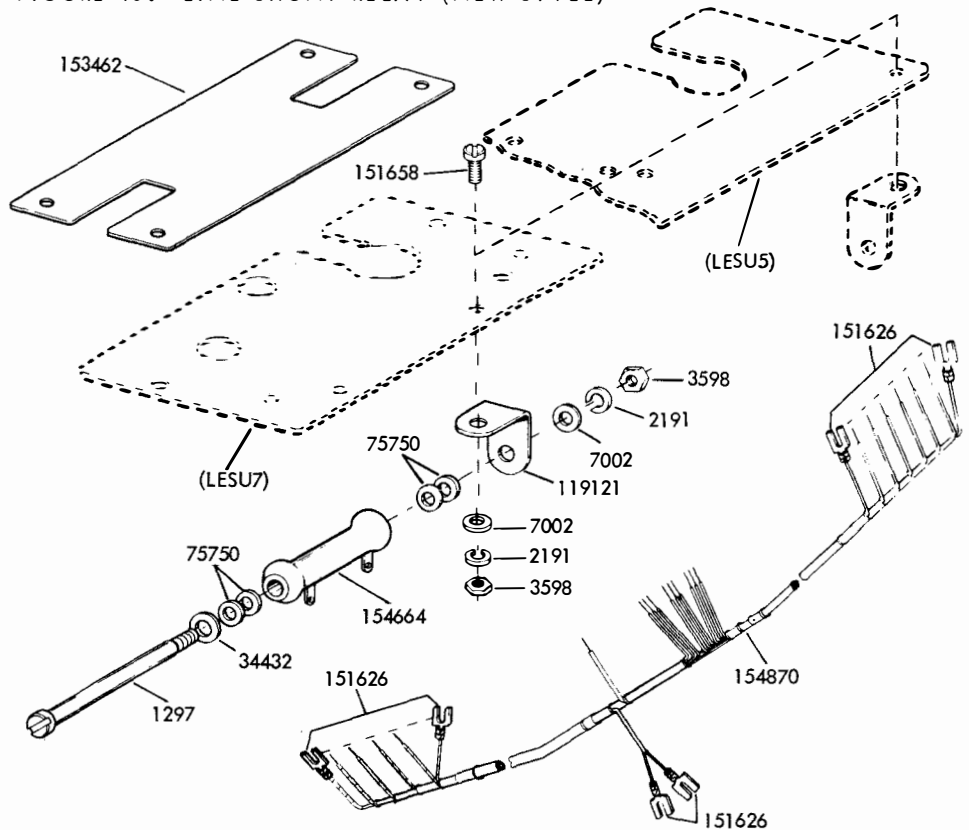


FIGURE 41. 154747 MODIFICATION KIT TO EQUIP AN LESU FOR CONTINUOUS SPACING

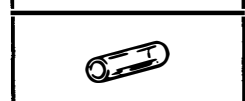
CABLE CLAMPS



Part No.	I.D.
121242	1/8
121243	3/16
121244	1/4
121245	5/16
121246	3/8
121247	7/16
121248	1/2
121249	5/8
121250	3/4
121251	1



INSULATING SLEEVES



Part No.	I.D.	Length
155750	3/32	1/2"
155751	1/8	1"
155752	5/64	1/2"
155753	1/8	1/2"
155754	1/16	1/2"
155755	11/64	5/8"

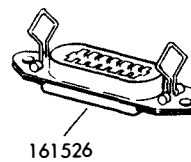
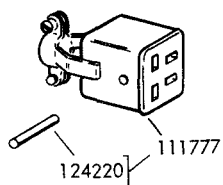
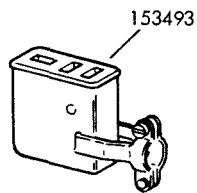
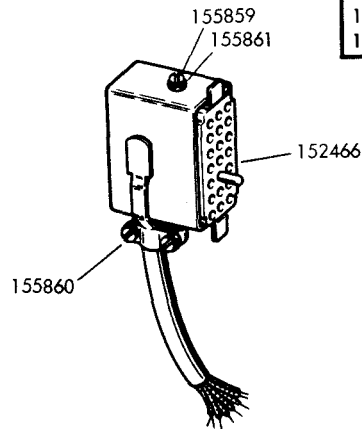
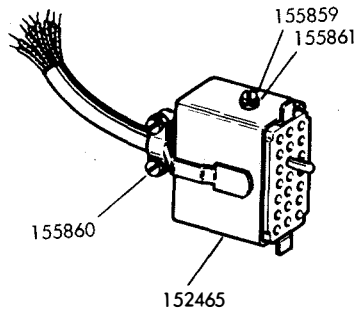
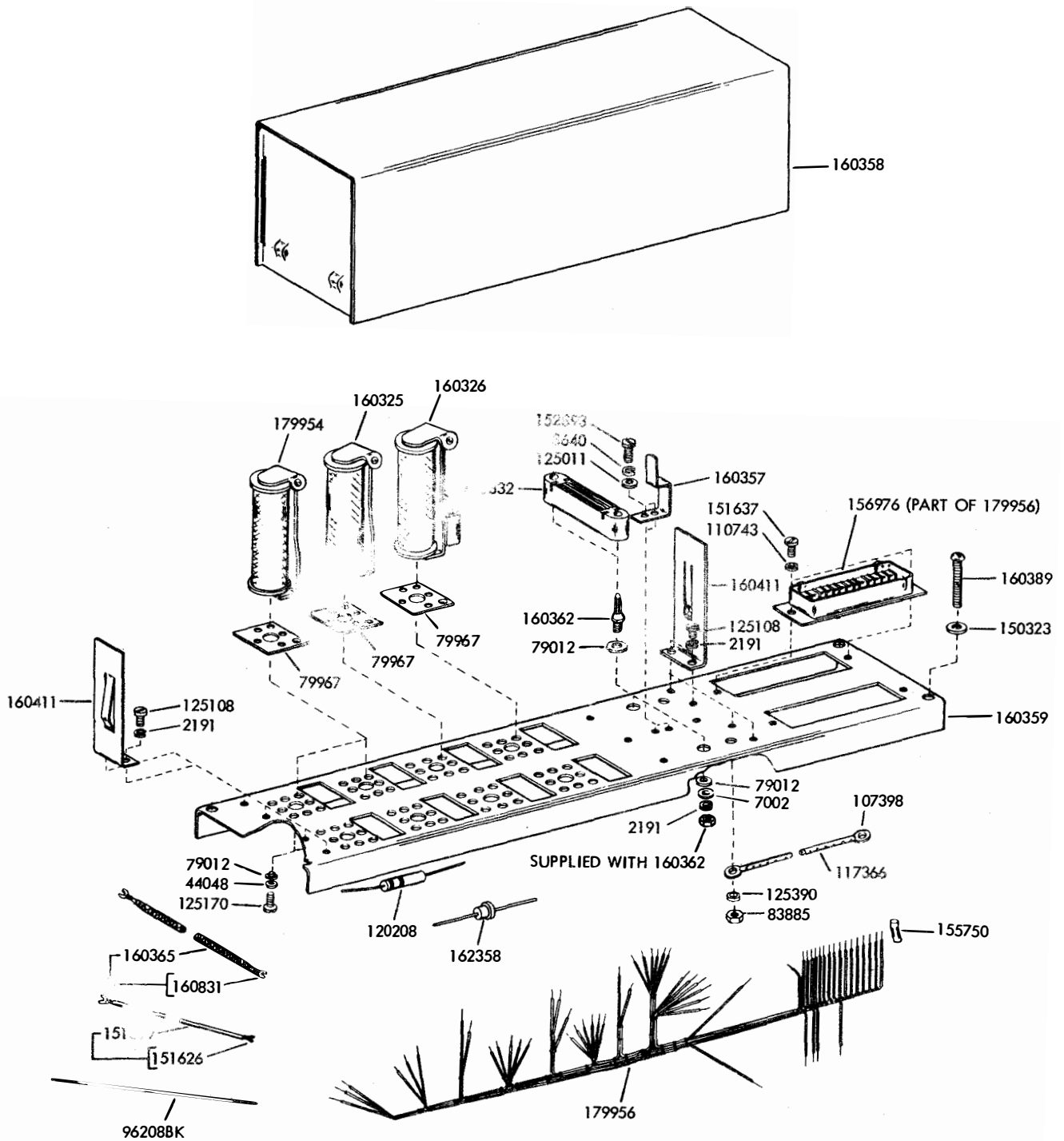


FIGURE 42. CABLE COMPONENTS



SPECIFICATION 58875

FIGURE 43. 179472 MODIFICATION KIT TO PROVIDE TRANSMITTER AND REPERFORATOR CONTROL

NUMERICAL INDEX

Part Number	Description and Page Number	Part Number	Description and Page Number	Part Number	Description and Page Number
169M	Coil, Magnet 25	73588	Spring, Contact 25	107427	Resistor (25 Ohm) 22
247M	Coil, Magnet 20, 23	73592	Plate 25	108959	Switch, Toggle (DP-ST) 29
252M	Coil, Magnet 23	73593	Spring, Contact 25	110434	Screw (4-40 x 3/16 Fil) 20, 28
1018	Screw (3-48 x 5/16 Fil) 6	74614	Resistor (2,600 Ohm) 15, 16	110435	Nut (4-40 Hex) 20, 23
1028	Screw (4-40 x 1/4 Fil) 16, 19, 20, 22, 25	74615	Resistor (2,000 Ohm) 22, 30	110743	Washer, Lock 6, 17, 19, 22, 25, 27, 29, 30, 37
1079	Screw (6-32 x 5/16 Rd) 21	74691	Resistor (1,600 Ohm) 30	111017	Screw (6-40 x 5/16 Fil) 3 To 7, 21
1093	Screw (8-32 x 7/16 Fil) 23	74821	Resistor (2,810 Ohm) 15, 16, 27	111776	Connector, Plug (4 Pt) 30
1157	Screw (8-32 x 1/2 Fil) 3, 6, 14	74882	Spring 23	111777	Connector, Receptacle (4 Pt) 30, 36
1158	Screw (6-32 x 5/16 Fil) 35	75231	Bushing, Insulating 25	111970	Key, Line Test 18, 19
1164	Screw (2-56 x 3/16 Fil) 21	75750	Washer, Insulating 5, 15, 16, 18, 19, 22, 24, 26, 27, 29, 30, 35	111971	Knob 18, 19
1172	Screw (2-56 x 5/16 Fil) 13	76099	Washer, Flat 4, 18, 22	112626	Nut (10-32 Hex) 33, 34
1248	Screw (6-40 x 1/2 Flat) 15, 16, 29	76461	Washer, Flat 27	112627	Nut (2-56 Hex) 13
1268	Screw (6-40 x 5/16 Flat) 17	76832	Screw (12-24 x 5/8 Hex) 14	114478	Nut (15/32-32 Hex) 5, 29
1297	Screw (6-40 x 2-7/16 Fil) 5, 15, 18, 29, 35	76983	Screw (4-40 x 1-1/4 Fil) 25	114654	Strip, Terminal 28
2034	Washer, Flat 23	77629	Resistor (3,000 Ohm) 21	115358	Fuse (1 Amp) 6
2191	Washer, Lock 3 To 13, 15 To 20, 22 To 31, 33, 35, 37	77902	Screw (6-40 x 2-3/8 Rd) 16, 19, 22, 27, 30	116783	Holder, Fuse 3 To 6, 13, 30
2201	Nut (5/16-32 Hex) 23	78904	Nut (8-32 Hex) 21	117366	Jumper (8-1/2" Green) 37
2263	Nut (8-32 Hex) 17	78905	Washer, Insulating 21	117535	Washer, Flat 30
2422	Washer, Lock 13	79012	Insulator 27, 28, 31, 37	118169	Resistor (1.0 Meg Ohm) 29
2449	Washer, Lock 25	79513	Plate, Contact Top 25	118511	Fuse (.125 Amp) 5
2658	Nut (6-32 Hex) 5, 12, 13	79967	Insulator 27, 31, 37	118516	Post 29
2669	Washer, Lock 33, 34	80721	Washer, Flat 17	118617	Screw, Self-Tapping (6-32) 29
3438	Washer, Flat 15, 19	80854	Screw (6-40 x 1-7/16 Fil) 4, 23, 26, 29	118720	Resistor (100,000 Ohm) 29
3595	Nut (1/4-32 Hex) 25	81596	Screw (10-32 x 1-3/8 Hex) 30	118726	Resistor (820 Ohm) 28
3598	Nut (6-40 Hex) 3 To 7, 15 To 21, 23 To 27, 29, 35	81775	Resistor (8,000 Ohm) 15	118791	Capacitor (1,000 MFD) 29
3599	Nut (4-40 Hex) 17, 27	81824	Nut (4-40 Hex) 22	119045	Grommet, Rubber 27
3606	Nut (6-40 Hex) 3, 4, 29, 35	81836	Washer, Insulating 29, 33, 34	119121	Bracket 5, 29, 35
3618	Insulator (.062") 25	82474	Terminal 5, 21, 22, 30 To 33, 36	120142	Shield, Tube 29
3640	Washer, Lock 20, 27, 37	82516	Spring, Retaining 15, 16, 29	120175	Plate (ON-OFF) 4
3646	Washer, Lock 3, 6, 15, 17, 20, 23	82870	Resistor (6,300 Ohm) 18	120195	Rectifier 11
3647	Insulator (.094") 25	83885	Nut (6-32 Hex) 37	120208	Resistor (22 Ohm) 37
3650	Washer, Flat 22	89548	Spring, Contact 15, 16, 29	121125	Washer, Spring 22, 23
3870	Spring 23	89969	Washer, Insulating 4, 17, 22	121242	Clamp, Cable (1/8" ID) 36
3899	Spacer (.188") 25	90096	Washer, Insulating 29	121243	Clamp, Cable (3/16" ID) 26, 36
4703	Spring 20	90239	Resistor (3,200 Ohm) 30	121244	Clamp, Cable (1/4" ID) 36
4707	Washer, Flat 29	90707	Washer, Flat 30	121245	Clamp, Cable (5/16" ID) 23, 36
5702	Key 30	90789	Washer, Flat 5, 6, 8, 10 To 13, 15 To 20, 22 To 29, 31, 33	121246	Clamp, Cable (3/8" ID) 6, 14, 27, 29, 36
5816	Washer, Insulating 23	90951	Washer, Lock 23	121247	Clamp, Cable (7/16" ID) 36
6345	Nut (6-32 Hex) 10, 17, 29	91683	Nut (15/32-32 Hex) 3 To 6, 29	121248	Clamp, Cable (1/2" ID) 3, 36
6827	Block 15, 16, 29	91721	Screw (10-32 x 2-3/4 Fil) 33, 34	121249	Clamp, Cable (5/8" ID) 3, 36
7002	Washer, Flat 3 To 13, 15 To 20, 22 To 31, 33, 35, 37	91768	Jumper (3-1/2" Black) 22	121250	Clamp, Cable (3/4" ID) 3, 36
7603	Spring 23	92260	Washer, Lock 5, 11, 12, 13	121251	Clamp, Cable (1" ID) 36
7959	Bracket, Magnet 25	92264	Screw (6-32 x 2-1/4 Rd) 29	124220	Pin, Drive 36
8262	Knob 30	92527	Washer, Lock 3, 5, 6	124566	Clamp, Condenser 14
34432	Washer, Flat 5, 29, 33, 34, 35	92761	Jumper (1-1/2" Black) 29, 35	125011	Washer, Flat 19, 25, 30, 37
43954	Bell 20	92856	Resistor (1,500 Ohm) 33, 34	125015	Washer, Flat 11, 16, 20
44048	Washer, Flat 3, 6, 23, 27, 28, 31, 37	93073	Modification Kit 34	125108	Screw (6-32 x 3/8 Fil) 37
45815	Washer, Lock 30	93191	Screw (4-40 x 5/16 Flat) 17	125112	Screw (2-56 x 1/8 Fil) 25
49514	Nut (8-32 Hex) 3, 6	93783	Screw (4-36 x 1/4 Fil) 30	125122	Screw (2-56 x 3/4 Fil) 25
55219	Screw (8-32 x 3/8 Fil) 20	95005	Resistor (2,500 Ohm) 30	125129	Screw (3-48 x 3/8 Fil) 30
55323	Screw (8-32 x 1/2 Rd) 17	96208BK	Jumper (3" Black) 37	125164	Screw (6-32 x 1 Fil) 17
61085	Washer, Lock 6	96260BK	Jumper (3-1/2" Black) 23	125170	Screw (8-32 x 5/16 Fil) 28, 31, 37
70073	Nut (3-48 Hex) 6	96696	Terminal 29	125231	Nut (10-32 Hex) 30
70887	Nut (10-24 Hex) 14	99174	Resistor (1,800 Ohm) 21	125306	Stop, Magnet Plunger 25
71047	Washer, Flat 25	99324	Cord Assembly 21	125390	Washer, Flat 23, 37
71073	Washer, Flat 21	99358	Connector, Plug (2 Pt) 21	129488	Resistor (1,000 Ohm) 30
71155	Screw (6-32 x 1-1/4 Flat) 11	105054	Resistor (5 Ohm) 24	129852	Resistor (2,200 Ohm) 29
71646	Nut (6-32 Hex) 11	106200	Washer, Centering 22	129854	Resistor (10,000 Ohm) 29
73175	Washer, Lock 17	107116	Washer, Lock 33	129855	Resistor (51,000 Ohm) 29
		107393	Switch, Toggle (SP-ST) 3	129919	Fuse (4 Amp) 4, 5
		107398	Terminal 27, 36, 37	131228	Washer, Insulating 10
				137602	Resistor (470 Ohm) 28

NUMERICAL INDEX (Continued)

Part Number	Description and Page Number	Part Number	Description and Page Number	Part Number	Description and Page Number
138191	Screw (3-48 x 1 Rd) 15, 16, 29	151403	Frame 23	152022	Suppressor, Electrical Noise 22
138506	Grommet, Fastener 14	151406	Plate, Insulating 23	152023	Resistor (400 Ohm) 22
138535	Holder, Fuse 14	151407	Collar, Spacing 23	152024	Resistor (1 Ohm) 22
138538	Fuse (2 Amp SL-BL) 5	151408	Lever 23	152025	Bolt (1/4-20 x 5 Rd) 22
138545	Cap, Insulator 14	151409	Armature 23	152026	Cable W/Terminals 22
138548	Connector, Cord 14	151410	Clip, Retaining 23	152027	Plate 22
139075	Screw (8-32 x 1/4 Fil) 14	151411	Block, Terminal 3 To 7	152028	Guard 22
139777	Screw (3-56 x 1/4 Flat) 18, 19	151412	Insulator (1-9) 3 To 7	152030	Cable W/Terminals 22
142269	Fuse (3 Amp SL-BL) 4	151413	Washer, Flat 14	152108	Plate, Relay 15
142679	Washer, Flat 14	151414	Switch, Sensitive 23	152109	Filter 15, 16, 30
142683	Washer, Flat 14	151416	Nut (6-40 Hex) 3 To 7	152110	Bracket, Resistor Mounting 15, 16
142686	Nut (8-32 Hex) 14	151417	Cable W/Terminals 23	152123	Cable W/Terminals 15
142899	Connector, Receptacle (24 Pt) 6	151418	Fuse (10 Amp) 3, 4, 7	152124	Spacer 15, 16, 29
143291	Screw (1/4-20 x 5/8 Hex) 14	151421	Plate 3	152330	Modification Kit 33
143292	Clomp, Tube 14	151422	Connector, Receptacle (2 Pt) 3, 4, 6	152331	Rectifier Assembly 34
143293	Screw (6-32 Spl) 14	151423	Plate 3	152332	Control Assembly, Motor 25, 34
143294	Screw (8-32 x 3/8 Flat) 14	151426	Plate, Blank (3-3/4" Wide) 5	152351	Plate 22
143295	Screw (4-40 x 1/4 Rd) 14	151427	Plate, Clamp 5, 6, 8, 10 To 13, 15 To 20, 22 To 29, 31, 33	152426	Nut, Self-Locking (6-40) 10
143297	Nut (6-32 Hex) 14	151432	Armature 23	152465	Connector, Receptacle (20 Pt) 21, 36
143299	Nut (1/4-20 Hex) 14	151437	Stud 3, 5, 6, 33	152466	Connector, Receptacle (20 Pt) 36
143300	Washer, Lock 14	151440	Stud 23	152467	Connector, Plug (20 Pt) 21
143301	Washer, Lock 14	151441	Plate, Blank (2-3/4" Wide) 33	152623	Mounting Assembly, Line Relay 16, 32
143302	Washer, Lock 14	151564	Bracket 20	152624	Capacitor Assembly 22
143303	Washer, Lock 14	151565	Bushing, Shoulder 20	152625	Key Assembly, Line-Test 19
143304	Washer, Lock 14	151567	Armature W/Clapper 20	152744	Key Assembly, Line-Test 18
143306	Fuse (1 Amp. SL-BL) 14	151579	Plate, Retaining 20	152745	Bracket, Test Key 18, 19
143307	Fuse (.6 Amp) 14	151618	Screw (6-40 x 7/16 Fil) 3, 4, 5, 9, 35	152746	Cable W/Terminals 18
143308	Screw (10-24 x 5/8 Flat) 14	151626	Terminal 4, 5, 6, 8 To 13, 15 To 19, 21 To 29, 31, 33, 35, 36, 37	152753	Jumper (2-1/2" Red) 33
143309	Capacitor (2.75 MFD) 14	151629	Nut (6-40 Lug) 5, 10	152754	Jumper (4-1/2" Red) 33
143310	Capacitor (1250 MFD) 14	151630	Screw (6-40 x 1/4 Hex) 10, 23, 24	152755	Strap, Terminal 3, 5
143311	Jack, Black 14	151631	Screw (6-40 x 5/16 Hex) 8, 9, 25, 26, 27	152757	Plate Assembly, Blank 33
143312	Jack, Red 14	151632	Screw (6-40 x 3/8 Hex) 23	152760	Stud 3 To 6
143313	Resistor (6,000 Ohm) 14	151637	Screw (4-40 x 1/4 Fil) 6, 19, 29, 37	152761	Stud 3, 4, 5, 7
143314	Bracket, Mounting 14	151657	Screw (6-40 x 1/4 Fil) 3, 5, 6, 15, 16, 20, 22, 25, 27, 29, 30, 35	152763	Jumper (2" Yellow) 18
143315	Terminal, Insulating 14	151658	Screw (6-40 x 5/16 Fil) 4, 5, 6, 35	152849	Armature 23
143316	Stud, Fastener 14	151659	Screw (6-40 x 1/2 Fil) 17	152893	Screw (4-40 x 1/4 Hex) 37
143317	Bracket 14	151660	Screw (6-40 x 7/8 Fil) 29	152921	Plate 4
143319	Chassis 14	151722	Screw (6-40 x 3/16 Hex) 27	152922	Plate 4
143320	Cover 14	151801	Bushing, Clamp 4	152950	Rectifier Assembly 12
143321	Diode 14	151808	Relay 3	152988	Plate, Cover 20
143322	Cord Assembly 14	151813	Cover 3	152994	Switch, Toggle (TP-DT) 4
143323	Cord Assembly 14	151814	Bracket, Relay Mounting 3	152995	Bracket, Bell 20
143324	Cord Assembly 14	151818	Jumper (4-1/4" Black) 15, 29, 33	152996	Suppressor, Electrical Noise 20
143325	Regulator 14	151819	Jumper (3" Black) 16, 17, 19, 23, 25, 29, 33, 35, 37	152998	Bracket, Switch 4
143326	Bracket, Fuse and Jack 14	151822	Mounting Assembly, Line Relay 15	153040	Control Assembly, Motor 23
143327	Cable W/Terminals 14	151825	Cable W/Terminals 11, 12	153108	Insulator (.031") 11
144979	Relay (700 Ohm) 6	151826	Cable W/Terminals 15	153157	Resistor (400 Ohm) 23
145003	Relay (700 Ohm) 6	151827	Strap, Terminal 4, 6	153251	Control Assembly, Motor 23
145007	Diode 6	151880	Nut (4-40 Hex) 6, 29	153388	Stud 5
145013	Cable Assembly 6	151913	Plate, Mounting 11	153451	Block, Terminal 19
145014	Cable Assembly 6	151916	Transformer 11	153454	Bracket 19
145026	Plate, Right Mounting 6	151995	Modification Kit 33	153455	Resistor (600 Ohm) 26
145104	Plate, Mounting 6	151996	Cable W/Terminals 33	153456	Bracket 4, 5, 7
145210	Cable 6	151999	Rectifier Assembly 12	153457	Strap, Terminal 4
145246	Relay (4,000 Ohm) 6	152021	Capacitor Assembly 22	153458	Cable W/Terminals 33
150040	Screw (6-40 x 5/8 Fil) 3 To 8, 11, 12, 13, 15 To 20, 22 To 29, 31, 33			153459	Block, Terminal 5
150323	Washer, Flat 37			153460	Plate, Left Mounting 4
150710	Screw (6-40 x 1-1/4 Fil) 24			153461	Plate, Right Mounting 4
150979	Capacitor (1/2 MFD) 24			153462	Plate 4, 6, 29, 35
150995	Bushing 24, 26, 27			153464	Block, Terminal 16
151346	Screw (6-40 x 3/8 Fil) 3 To 7, 20, 21, 30			153466	Cover 5
151400	Control Assembly, Motor 23			153468	Insulator, Left (1-20) 5
151401	Base 23			153475	Cable W/Terminals 16
151402	Core 23			153476	Cable W/Terminals 19

NUMERICAL INDEX (Continued)


Part Number	Description and Page Number	Part Number	Description and Page Number	Part Number	Description and Page Number
153477	Cable W/Terminals 11, 12, 13	157224	Resistor (250 Ohm) 17	161525	Connector, Plug (14 Pt) 21
153478	Cable W/Terminals 23	157225	Resistor (2,000 Ohm) 17	161526	Connector, Receptacle (14 Pt) 6, 21, 36
153479	Cable W/Terminals 22	157226	Block, Terminal 17	162357	Capacitor (500 MFD) 13, 30
153480	Resistor (6750 Ohm) 16	157227	Capacitor (.5 MFD) 17	162358	Diode 5, 12, 13, 30, 37
153481	Resistor (5800 Ohm) 16, 19	157228	Cable 17	162359	Transformer, Power 13, 30
153482	Plate, Relay 16	157229	Cable W/Terminals 17	162360	Fuse (.8 Amp) 13, 30
153483	Jumper (9" Black) 22	157230	Jumper (6" Black) 33	162361	Rectifier Assembly 13
153484	Screw (6-32 Spl) 5, 24, 26, 27	157231	Jumper (8" Black) 33, 35	162864	Clomp, Cable (7/8" ID) 27
153492	Connector, Plug (3 Pt) 6	157232	Jumper (9-1/4" Black) 33, 35	163696	Panel Assembly 21
153493	Connector, Receptacle (3 Pt) 36	157233	Screw (6-40 x 2-3/8 Flat) 17	163697	Panel Assembly 21
153537	Screw (6-40 x 9/32 Hex) 28	157234	Potentiometer (1500 Ohm) 17	163802	Connector, Receptacle (2 Pt) 21
153631	Network, Spark Suppression 30	157235	Resistor (390 Ohm) 17	163803	Connector, Plug (2 Pt) 21
153819	Washer, Lock 30	157276	Capacitor (.47 MFD) 29	163804	Plate, Relay Mounting 21
153841	Screw (6-40 x 9/16 Hex) 10	157283	Rectifier 29	163807	Cable Assembly 21
154335	Screw (6-40 x 9/32 Fil) 16, 19	157285	Resistor (5,000 Ohm) 29	163808	Cable Assembly 21
154337	Cover 23	157307	Spacer 25	163809	Cable Assembly 21
154395	Plunger, Solenoid 25	157308	Bracket 25	163810	Cable Assembly 21
154630	Plate 34	157309	Plate, Nut 25	163966	Plate 13
154632	Block, Terminal 25	157310	Switch, Sensitive 25	164271	Service Assembly 30
154636	Plate 25	157312	Resistor (6,000 Ohm) 29	164503	Rectifier Assembly 14
154661	Diode 34	157313	Resistor (1,800 Ohm) 29	165021	Relay 21
154664	Resistor (2000 Ohm) 5, 29, 35	157314	Socket, Tube 29	165060	Socket, Tube 6
154665	Cable W/Terminals 25	157315	Socket, Tube 29	165116	Terminal 27
154696	Washer, Reducing (3/4-1/2) 4	157317	Shield, Tube 29	165294	Guide, Wire 21
154732	Modification Kit 29	157316	Cable 29	165378	Resistor (3,611 Ohm) 21
154747	Modification Kit 35	157319	Tube, Electron 29	165379	Coil, Repeating 21
154779	Modification Kit 29	157395	Plate, Bose 29	165522	Diode 27
154870	Cable W/Terminals 29, 35	157396	Board W/Terminals 29	165650	Relay Assembly 27
155022	Switch, Toggle (DP-DT) 3	157397	Bracket 29	165651	Bracket, Mounting 27
155023	Switch, Toggle (DP-DT) 3, 5, 6	157997	Cable W/Terminals 29	165652	Cable W/Terminals 27
155064	Jumper (6" Black) 33	157998	Jumper (12" Black) 29, 33	165673	Relay Assembly, Motor Control 26
155084	Tube, Electron 29	158250	Block, Terminal 6	165675	Cable W/Terminals 24
155558	Relay Assembly 31	158252	Insulator (1-6) 6	165682	Bracket 24
155559	Plate 31	158272	Plate, Right Mounting 3	165683	Cable W/Terminals 26
155560	Relay 31	158278	Container, Electrical 3, 7	165685	Plate, Mounting 24
155561	Cable W/Terminals 31	158279	Plate, Blank (1-5/16" Wide) 5, 13	165687	Relay Assembly, Motor Control 24
155564	Cover, Relay 31	158280	Plate, Left Mounting 4	171541	Diode 10, 28
155591	Capacitor (220 MFD) 5, 11, 12	159320	Cover, Relay 28	171555	Connector, Receptacle (50 Pt) 6
155718	Jumper (3" Black) 29, 35	159321	Bracket, Relay 28	172667	Modification Kit 29
155750	Sleeve, Insulating (3/32 ID x 1/2" Lg) 29, 36, 37	159322	Plate, Relay 28	172672	Plate, Left Mounting 5
155751	Sleeve, Insulating (1/8 ID x 1" Lg) 36	159397	Modification Kit 32	172674	Plate, Right Mounting 5
155752	Sleeve, Insulating (5/64 ID x 1/2" Lg) 6, 21, 30, 36	160223	Cable W/Terminals 31	172942	Cable Assembly 30
155753	Sleeve, Insulating (1/8 ID x 1/2" Lg) 27, 29, 36	160226	Mounting Assembly, Line Relay 16, 32	172943	Cable Assembly 30
155754	Sleeve, Insulating (1/16 ID x 1/2" Lg) 21, 36	160227	Cable W/Terminals 16	173144	Relay 30
155755	Sleeve, Insulating (11/64 ID x 5/8" Lg) 36	160229	Plate, Mounting 12, 13	173145	Cable Assembly 30
155785	Cable W/Terminals 32	160284	Resistor (5,500 Ohm) 16, 32	173146	Plate, Relay 30
155858	Resistor (700 Ohm) 4	160325	Relay, Quick Acting 37	173147	Plate, Switch Mounting 30
155859	Screw (4-40 Spl) 36	160326	Relay, Quick Acting 37	173331	Bracket 30
155860	Screw (4-40 x 3/8 Rd) 36	160332	Flasher, Thermal 37	173332	Insulator, Pad 30
155861	Washer, Lock 36	160357	Clip, Spring 37	173363	Modification Kit 30
156501	Screw (6-40 x 7/32 Fil) 30	160358	Cover 37	173724	Modification Kit To Install Cable Assembly in Container 4
156976	Connector, Plug (32 Pt) 37	160359	Plate, Relay Mounting 37	173796	Transformer 5
157216	Mounting Assembly, Line Relay 17	160362	Plug, Banana 37	173975	Cable W/Terminals 5
157217	Plate, Mounting 17	160365	Jumper (28" Braided) 37	173976	Cable W/Terminals 5
157218	Bracket 17	160389	Screw (12-24 x 1-1/4 Rd) 37	174012	Container, Electrical 5
157219	Spacer 17	160411	Bracket, Cover Guide 37	174013	Suppressor, Electrical Noise 5
157220	Block, Terminal 17	160433	Jumper (14" Black) 33	176473	Cable W/Terminals 29
157221	Block, Terminal 17	160678	Jumper (24" Black) 33	176495	Transformer, Power 5, 12
157222	Potentiometer (2000 Ohm) 17	160831	Terminal 37	176673	Suppressor, Spark 4
157223	Jack, Line Relay 17, 30	160833	Plate, Identification 16	176692	Relay 28
		160847	Stud 25	176693	Cable W/Terminals 28
		161136	Fuse (6-1/4 Amp SL-BL) 6	176694	Relay Assembly, Motor Control 28
		161238	Connector, Receptacle (36 Pt) 30		
		161239	Connector, Plug (36 Pt) 30		

NUMERICAL INDEX (Continued)

Part Number	Description and Page Number	Part Number	Description and Page Number	Part Number	Description and Page Number
176696	Relay 28	178535	Suppressor, Spark 24, 26, 27	179782	Screw (6-40 x 7/8 Hex) 24, 26, 27
176697	Cable W/Terminals 28	178831	Connector, Receptacle (2 Pt) 3, 5	179954	Relay 37
176698	Relay Assembly 28	178832	Plate, Adapter 3, 5	179956	Cable Assembly 37
176788	Capacitor (60 MFD) 28	178833	Connector, Adapter Plug (3 Pt) 3, 4	182523	Clamp, Mounting (1-3/8" ID) 5
176810	Relay Assembly 28	178840	Capacitor (400 MFD) 10	192669	Driver Assembly, Selector Magnet 10
176811	Plate, Mounting 28	178841	Transformer 10	192670	Cable W/Terminals 10
176812	Cable W/Terminals 28	178843	Plate, Mounting 10	192671	Cable Assembly 9
177075	Cable W/Terminals 8	178853	Cover, Relay 35	192672	Cover 9
177076	Relay Assembly 8	178854	Bracket, Relay 35	192673	Bracket 9
177077	Plate, Relay 8	178855	Plate, Left 4	192674	Relay Assembly 9
177078	Cover 8	178856	Relay 35	194090	Rectifier 5
177079	Relay 8	178859	Card, Circuit 10	194091	Plate, Mounting 5
178306	Relay, Power 24, 26, 27	178868	Resistor (700 Ohm) 10	194099	Bracket, Switch 5
178307	Relay Assembly 26	178888	Clip 10	194367	Plate, Relay Mounting 7
178308	Cable W/Terminals 26	179434	Cable W/Terminals 31	194369	Driver Assembly, Selector Magnet 10
178326	Capacitor (20 MFD) 27	179472	Modification Kit 37		
178330	Plate 27	179562	Card, Circuit 10	194370	Cable W/Terminals 10
178363	Post 10	179564	Relay (350 Ohm) 7, 9	195177	Washer, Insulating 10
178394	Plate 26				

247

248

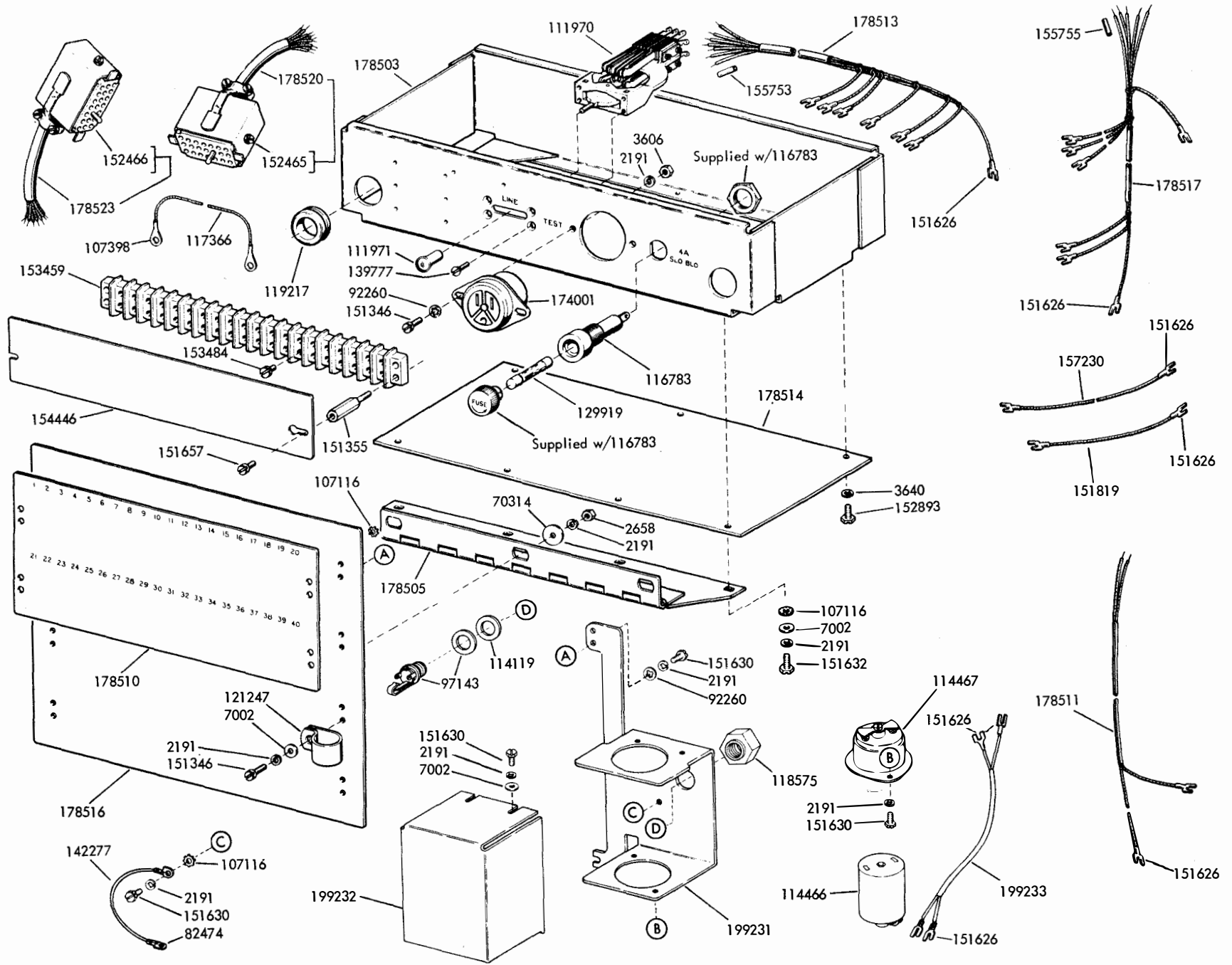


28 ELECTRICAL SERVICE UNIT (LESU)
FOR WALL MOUNTED KSR/RO
PARTS

FIGURE	CONTENTS	PAGE
1	Electrical Service Unit	2
2	176921 Transformer and Relay Assembly	3
3	194086 Modification Kit to Adapt Wall Mounted Printer for Selective Calling	4
4	178518 Motor Control Assembly	5
5	176985 Rectifier and Cable Assembly (500MA)	6
6	178507 Selector Magnet Driver Assembly	7
	Numerical Index	8

249

FIGURE 1. ELECTRICAL SERVICE UNIT



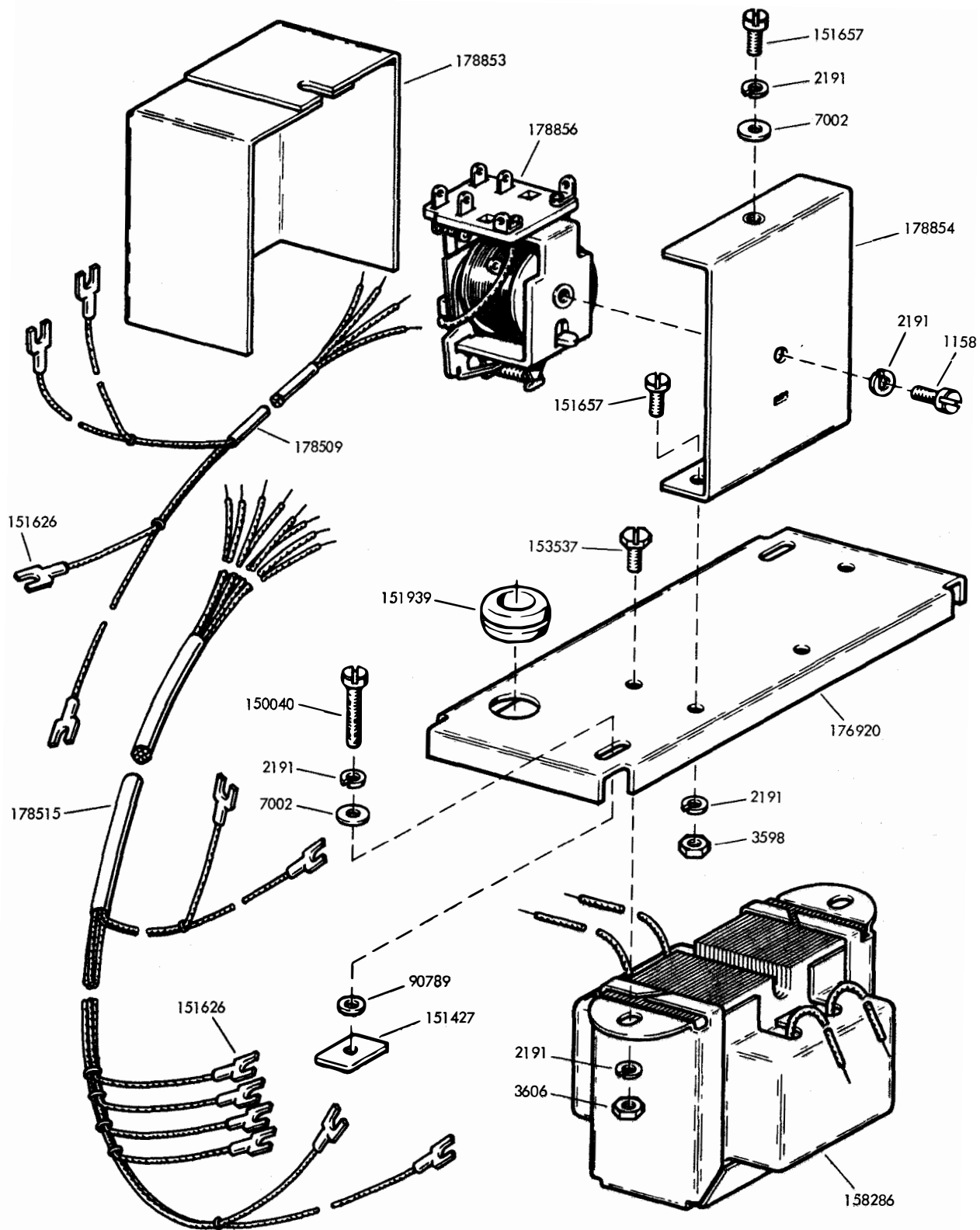


FIGURE 2. 176921 TRANSFORMER AND RELAY ASSEMBLY

251

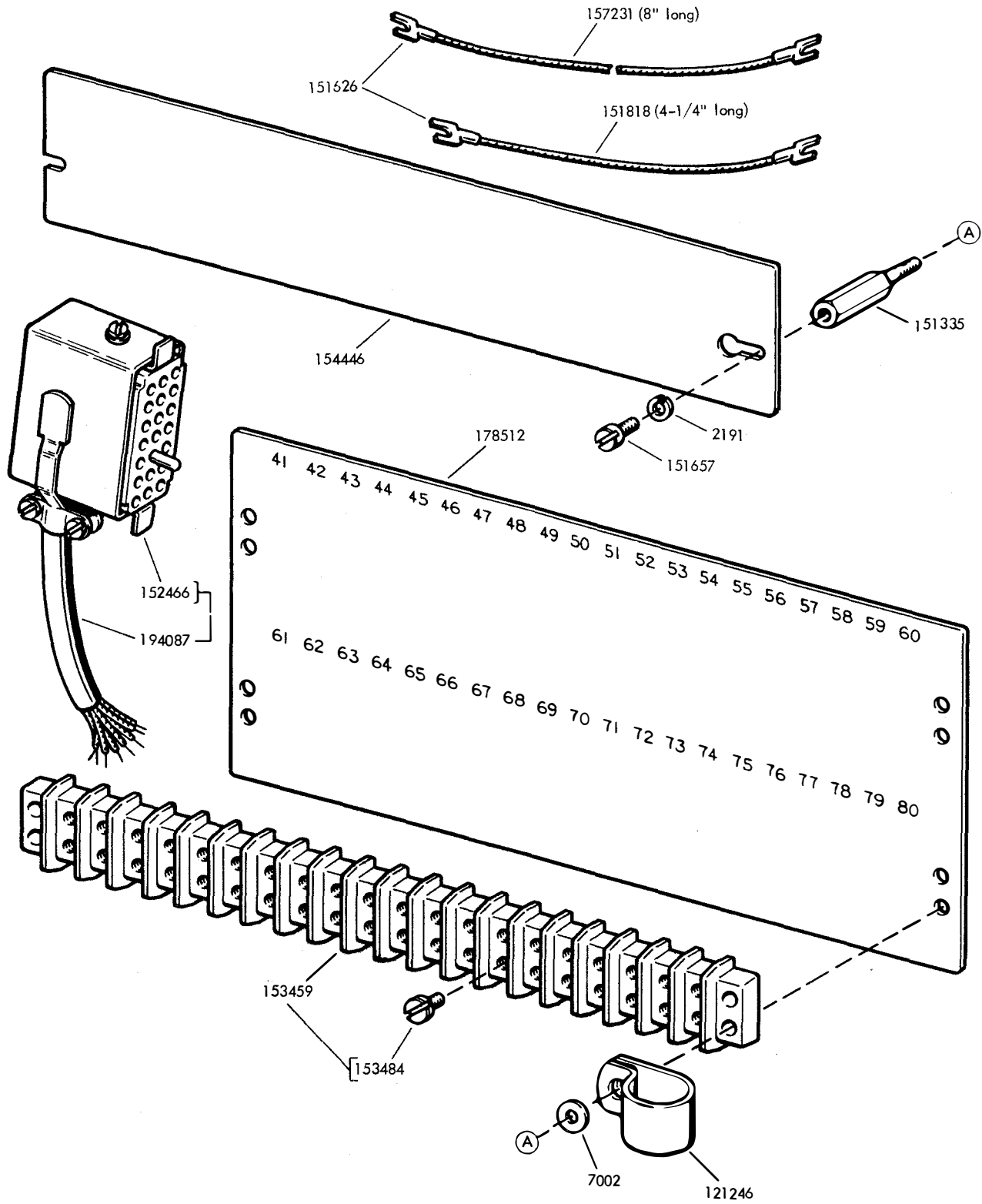


FIGURE 3. 194086 MODIFICATION KIT TO ADAPT WALL MOUNTED PRINTER FOR SELECTIVE CALLING

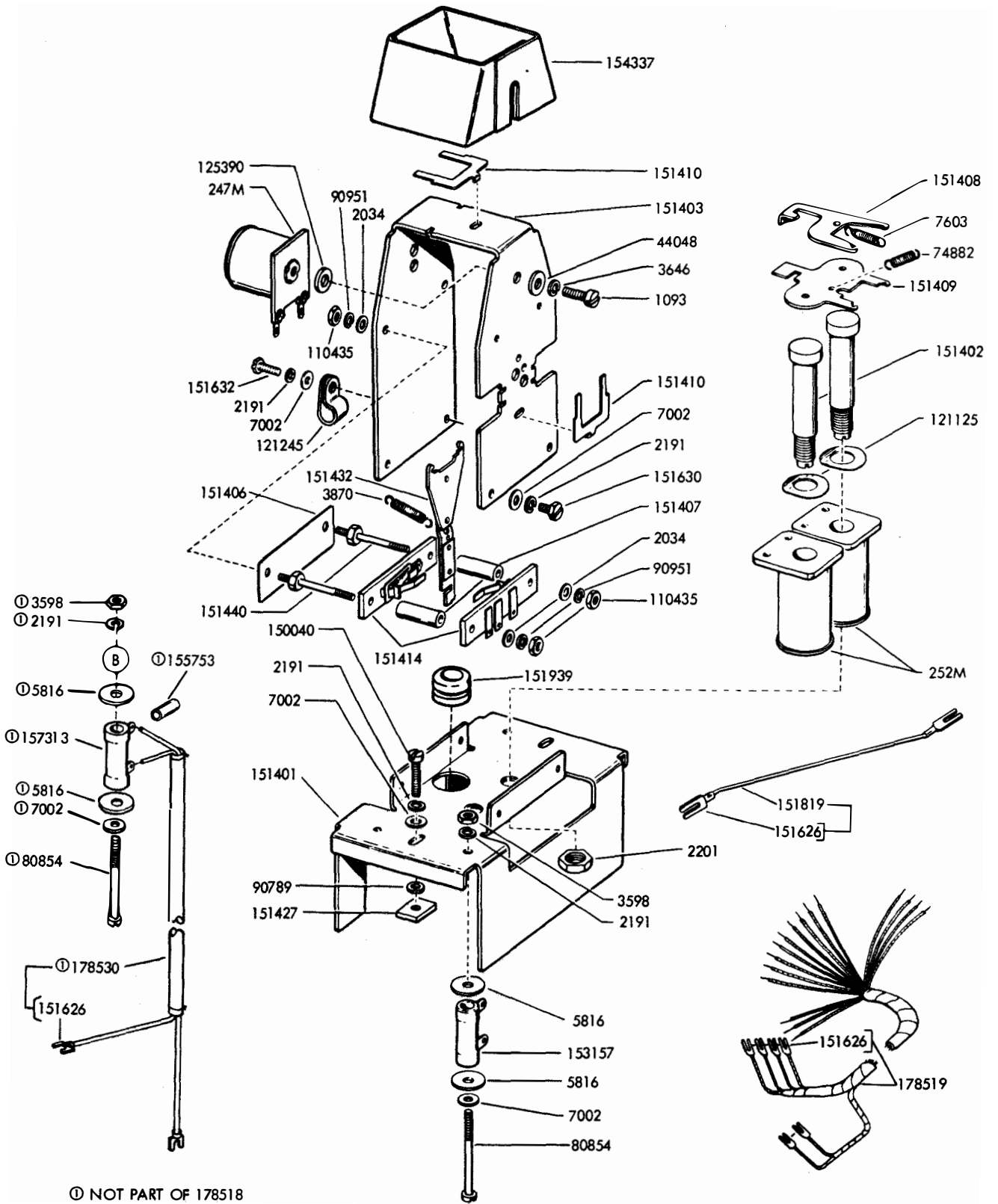


FIGURE 4. 178518 MOTOR CONTROL ASSEMBLY

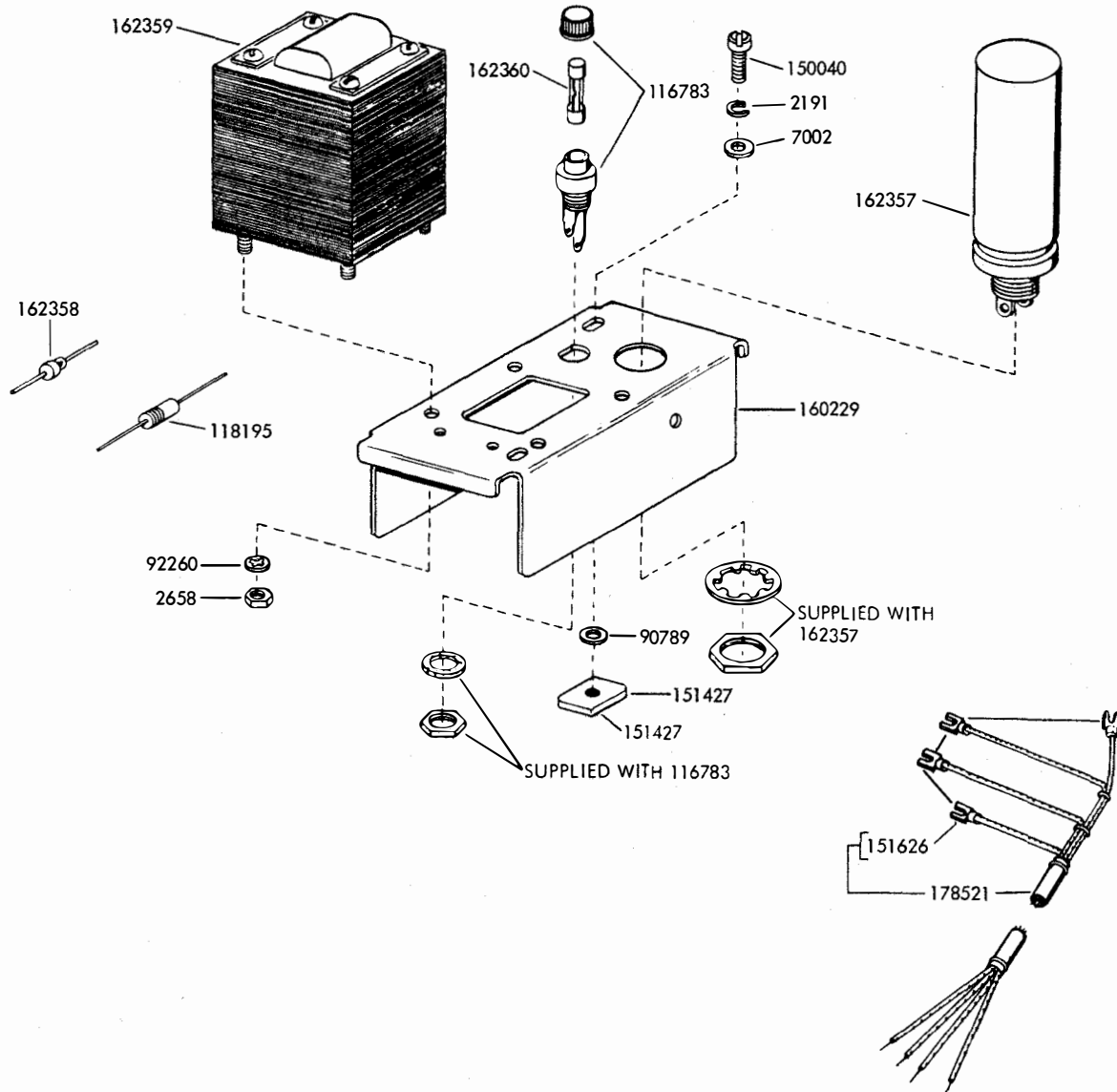


FIGURE 5. 176985 RECTIFIER AND CABLE ASSEMBLY (500MA)

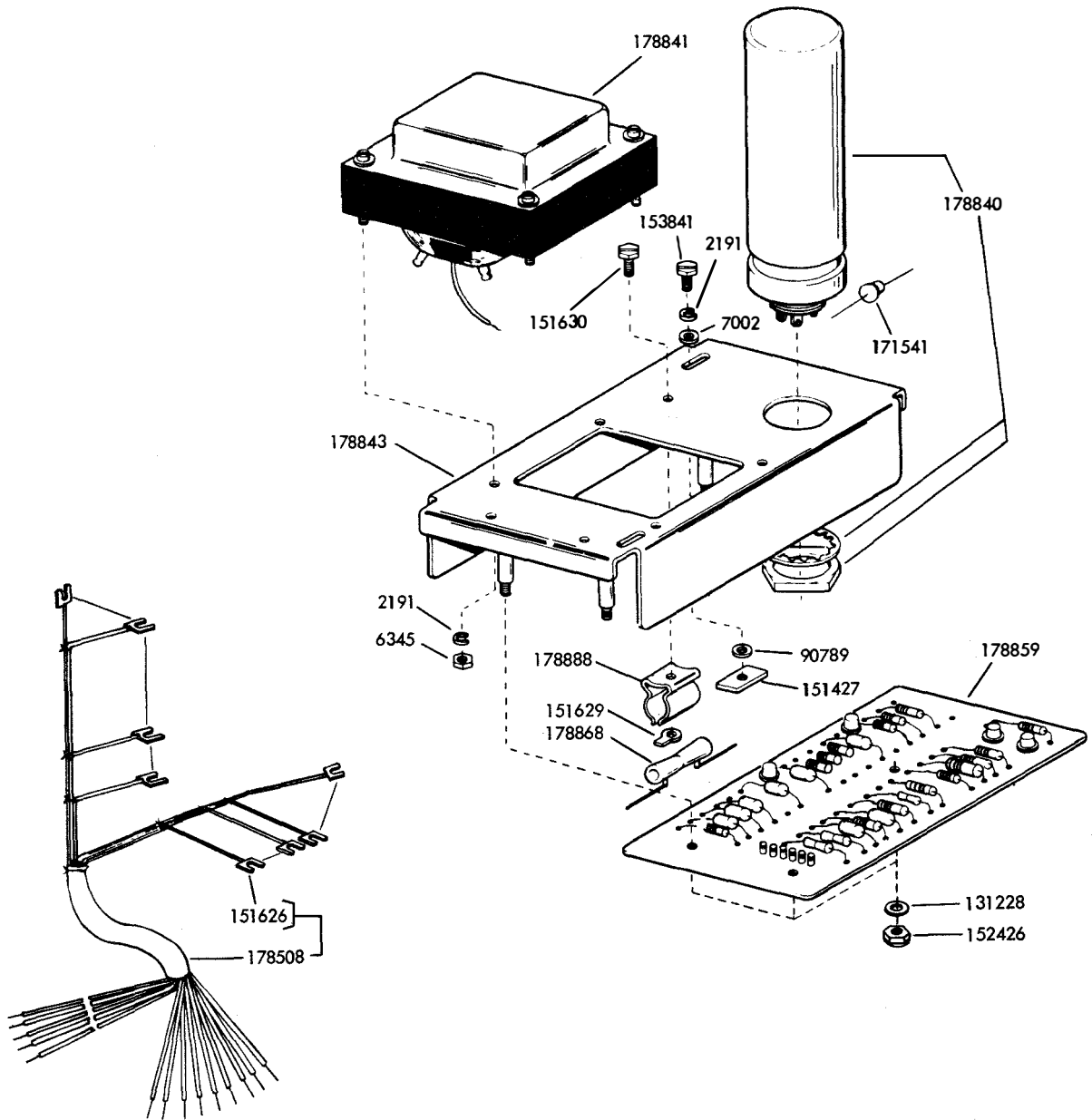


FIGURE 6. 178507 SELECTOR MAGNET DRIVER ASSEMBLY

255

NUMERICAL INDEX

Part Number	Description and Page Number	Part Number	Description and Page Number	Part Number	Description and Page Number
247M	Coil, Magnet 5	139777	Screw (3-56 x 1/4 Flat) 2	157230	Jumper (6" Lg Black) 2
252M	Coil, Magnet 5	142277	Cable W/Terminal 2	157231	Jumper (8" Lg Black) 4
1093	Screw (8-32 x 7/16 Fil) 5	150040	Screw (6-40 x 5/8 Fil) 3, 5, 6	157313	Resistor (1800 Ohm) 5
1158	Screw (6-32 x 5/16 Fil) 3			158286	Transformer 3
2034	Washer, Flat 5	151335	Stud 2, 4	160229	Plate, Mounting 6
2191	Washer, Lock 2 to 7	151346	Screw (6-40 x 3/8 Fil) 2	162357	Capacitor (500 MFD) 6
2201	Nut (5/16-32 Hex) 5	151401	Base 5	162358	Diode 6
2658	Nut (6-32 Hex) 2, 6	151402	Core 5	162359	Transformer, Power 6
3598	Nut (6-40 Hex) 3, 5	151403	Frame 5	162360	Fuse (.8 Amp) 6
3606	Nut (6-40 Hex) 2, 3	151406	Plate, Insulating 5	171541	Diode 7
3640	Washer, Lock 2	151407	Collar, Spacing 5	174001	Connector, Receptacle (3 Pt) 2
3646	Washer, Lock 5	151408	Lever 5		
3870	Spring 5	151409	Armature 5	176920	Plate, Mounting 3
5816	Washer, Flat 5	151410	Clip, Retaining 5	176921	Relay Assembly 3
6345	Nut (6-32 Hex) 7	151414	Switch, Sensitive 5	176985	Rectifier Assembly 6
7002	Washer, Flat 2 to 7	151427	Plate, Clamp 3, 5 to 7	178503	Base 2
7603	Spring 5	151432	Armature 5	178505	Hinge 2
44048	Washer, Flat 5	151440	Stud (4-40) 5	178507	Driver Assembly, Selector Magnet 7
70314	Washer, Flat 2	151626	Terminal 2 to 7		
74882	Spring 5	151629	Nut (6-40 Lug) 7	178508	Cable W/Terminals 7
80854	Screw (6-40 x 1-7/16 Fil) 5	151630	Screw (6-40 x 1/4 Hex) 2, 5, 7	178509	Cable W/Terminals 3
		151632	Screw (6-40 x 3/8 Hex) 2, 5	178510	Insulator (1-40) 2
82474	Terminal 2			178511	Cable W/Terminals 2
90789	Washer, Flat 3, 5 to 7	151657	Screw (6-40 x 1/4 Fil) 2 to 4	178512	Insulator (41-80) 4
90951	Washer, Lock 5			178513	Cable W/Terminals 2
92260	Washer, Lock 2, 6	151818	Jumper (4-1/4" Lg Black) 4	178514	Plate, Bottom 2
97143	Jack 2			178515	Cable W/Terminals 3
107116	Washer, Lock 2	151819	Jumper (3" Lg Black) 2, 5	178516	Plate 2
107398	Terminal 2	151939	Grommet, Rubber 3, 5	178517	Cable W/Terminals 2
110435	Nut (4-40 Hex) 5	152426	Nut, Self-Locking (6-40) 7	178518	Control Assembly, Motor 5
111970	Key, Line Test 2			178519	Cable W/Terminals 5
111971	Knob 2	152465	Connector, Receptacle (20 Pt) 2	178520	Cable Assembly 2
114119	Washer, Insulating 2	152466	Connector, Receptacle (20 Pt) 2, 4	178521	Cable W/Terminals 6
114466	Connector, Receptacle (2 Pt) 2			178523	Cable Assembly 2
114467	Connector, Plug (2 Pt) 2	152893	Screw (4-40 x 1/4 Hex) 2	178530	Cable W/Terminals 5
116783	Holder, Fuse 2, 6			178840	Capacitor (400 MFD) 7
117366	Jumper (8-1/2" Lg Green) 2	153157	Resistor (400 Ohm) 5	178841	Transformer 7
118195	Resistor (27,000 Ohm) 6	153459	Block, Terminal 2, 4	178843	Plate, Mounting 7
118575	Nut, Insulating (3/8-32) 2	153484	Screw, Terminal (6-32) 2, 4	178853	Cover, Relay 3
119217	Grommet, Rubber 2	153537	Screw (6-40 x 9/32 Hex) 3	178854	Bracket, Relay 3
121125	Washer, Spring 5			178856	Relay 3
121245	Clamp, Cable (5/16" ID) 5	153841	Screw (6-40 x 9/16 Hex) 7	178859	Card, Circuit 7
121246	Clamp, Cable (3/8" ID) 4	154337	Cover 5	178868	Resistor (700 Ohm) 7
121247	Clamp, Cable (7/16" ID) 2	154446	Cover 2, 4	178888	Clip 7
		155753	Sleeve, Insulating (1/8 ID x 1/2" Lg) 2, 5	194086	Modification Kit 4
125390	Washer, Flat 5			194087	Cable Assembly 4
129919	Fuse (4 Amp) 2	155755	Sleeve, Insulating (11/64 ID x 5/8" Lg) 2	199231	Bracket, Connector Mounting 2
131228	Washer, Insulating 7			199232	Cover 2
				199233	Cable W/Terminals 2

28 CONSOLE and TABLE MODEL CABINETS (LAC) and 28 TABLE (LT)

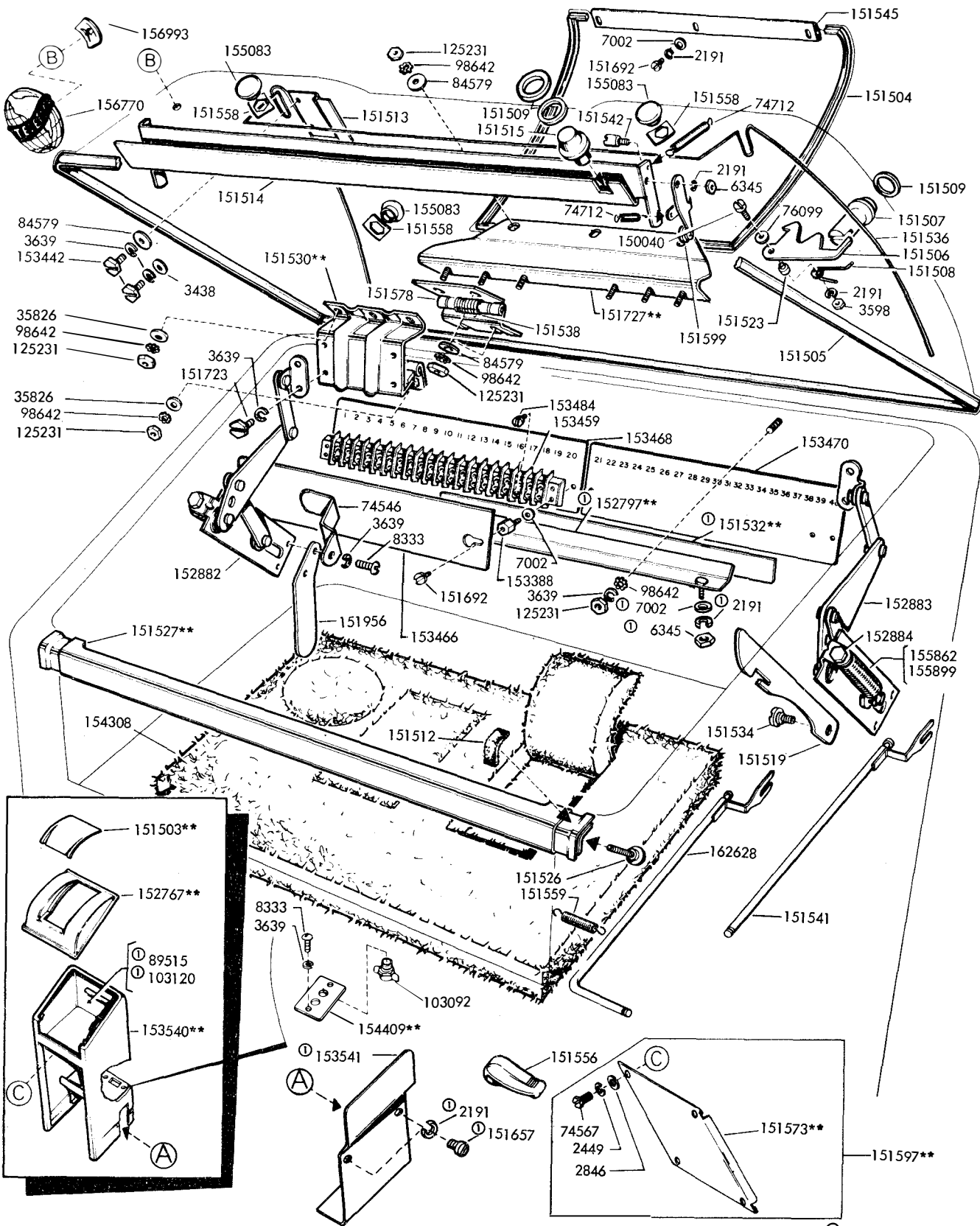
PARTS

PAINT FINISH COLOR CODE CHART (for parts and assemblies requiring a paint finish)									
Color	Finish Suffixes				Color	Finish Suffixes			
	Wrinkle Finish	Smooth Finish	Textured Vinyl	Smooth Vinyl		Wrinkle Finish	Smooth Finish	Textured Vinyl	Smooth Vinyl
Black	AA (37)	BB			Brussels Light Blue		EC		
Dark Brown	AD (38)				Medium Blue		ES		
Gray Green	AB (40)	BK	GA (45)		Cherry Red		EF		
Charcoal Gray	AL	BZ		HA	Pastel Yellow		EG		
Dark Gray			GB		White		EH		
Light Gray		EJ		HB (68)	Ivory		EM		
Beige Gray			GC		Beige		ET		
Light Beige		EL		HC	Rose Beige		ER		
Moss Green		EN		HD	Rose Pink		EU		
Eye Rest Green		EA			Dark Covert Gray				HE
Turquoise		EV			Light Clive Gray		EW	GE	HF (46)
Aqua Blue		EK			Fawn				HG

The double asterisk (**) denotes a painted part. Suffix to be applied following the part number. Number in parenthesis indicate Bell System code.

FIGURE	CONTENTS	PAGE
1	Cabinet Components	3
2	Cabinet Components	4
3	Cabinet Variable Features	5
4	Cabinet Variable Features	6
5	173400** Modification Kit to Provide Offset Copyholder (Table Model)	7
6	153920 and 154741 Modification Kits to Adapt Cabinet for Selective Calling	8
7	Cable Components	9
8	164024** Modification Kit to Provide Offset Copyholder	9
9	178897** Modification Kit to Provide Offset Copyholder	10
10	159357 (5.5 Volt, AC) and 165668 (48 Volt, DC) Modification Kits to Provide a Copyleft System	11
11	Incandescent Copyleft System (6 Volt, AC)	12
12	154777 Modification Kit to Provide 60 Volt, DC Incandescent Copyleft System	13
13	159375 Modification Kit to Convert an AC Copyleft System to a 60 Volt, DC Copyleft System	14
14	152902 Modification Kit to Equip Cabinet with Busy Line Light	15
15	160224 Modification Kit to Add Open and Busy Line Indicator Lights	16
16	152319 Modification Kit to Provide Terminal Connections on Cabinet	16
17	144600 Key and Lamp Assembly (W/Typing Unit Interchange)	17
18	145220 Key and Lamp Assembly (W/O Typing Unit Interchange)	17
19	173238 Modification Kit to Add Reader Light to Cabinet	18
20	174458 Modification Kit to Provide Cabinet with a Paper Tearing Plate	18
21	145278 and 154756 Modification Kits to Add Form-Out Alarm Mechanism	19
22	176714 Modification Kit to Provide Low-Paper and Paper-Out Alarm	20
23	154793 Modification Kit to Add Shock Mounts to Console Cabinet	21
24	154754** Modification Kit to Provide Sub-Base for Console Cabinet for Stand-Up Operation	21
25	159373 Modification Kit to Provide an Apparatus Mounting Rack	22
26	159390 Modification Kit to Provide an Apparatus Mounting Rack	22
27	152349** Modification Kit to Provide Paper Supply and Accumulating Shelf	23
28	153901** Modification Kit to Provide Paper Winder Mounting Bracket	24
29	163796** Modification Kit to Provide Telephone Shelf for Console Cabinet	24
30	173097** Modification Kit to Provide Shelf for Console Cabinet	25
31	152300** Modification Kit to Provide Directory Holder for Table Model Cabinet	26
32	152910** Modification Kit to Provide Directory Holder for Console Model Cabinet	26
33	153926 Modification Kit to Provide Sprocket Feed Rear Paper Guide	26
34	154651 Modification Kit to Add Signal Line Electrical Noise Suppressor (DC)	27
35	151988 Modification Kit to Add Power Line Electrical Noise Suppressor	27
36	178387 Modification Kit to Provide High Voltage Static Eliminator to Neutralize Electrostatic Charge on Page Copy	28
37	Printer Table	29
38	Printer Table with Sliding Shelf	30
	Numerical Index	31

**Refer to Page 1 for Finish Suffix



ⓐ Part of 153540**

**Refer to Page 1 for Finish Suffix

FIGURE 2. CABINET COMPONENTS

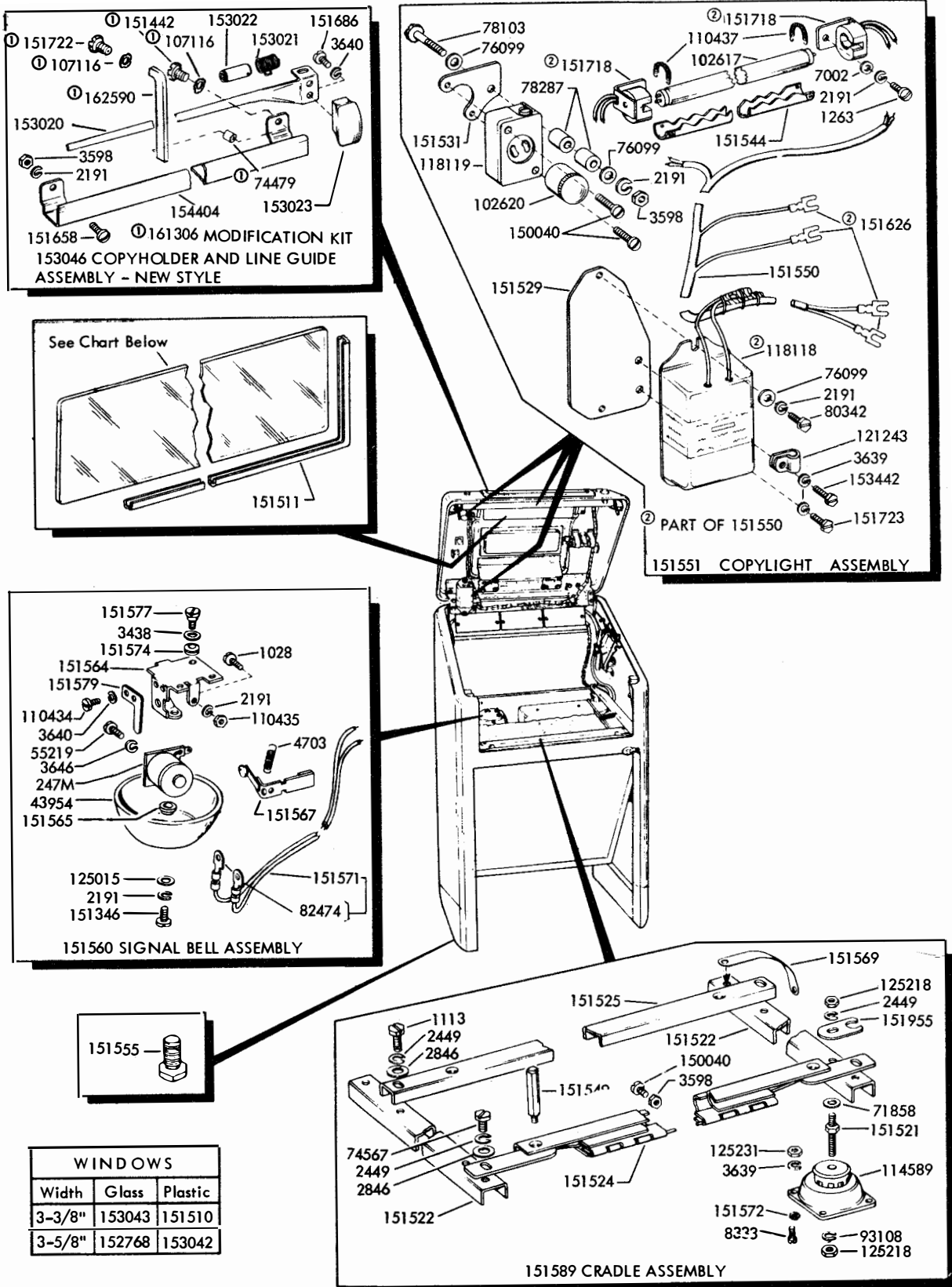


FIGURE 3. CABINET VARIABLE FEATURES

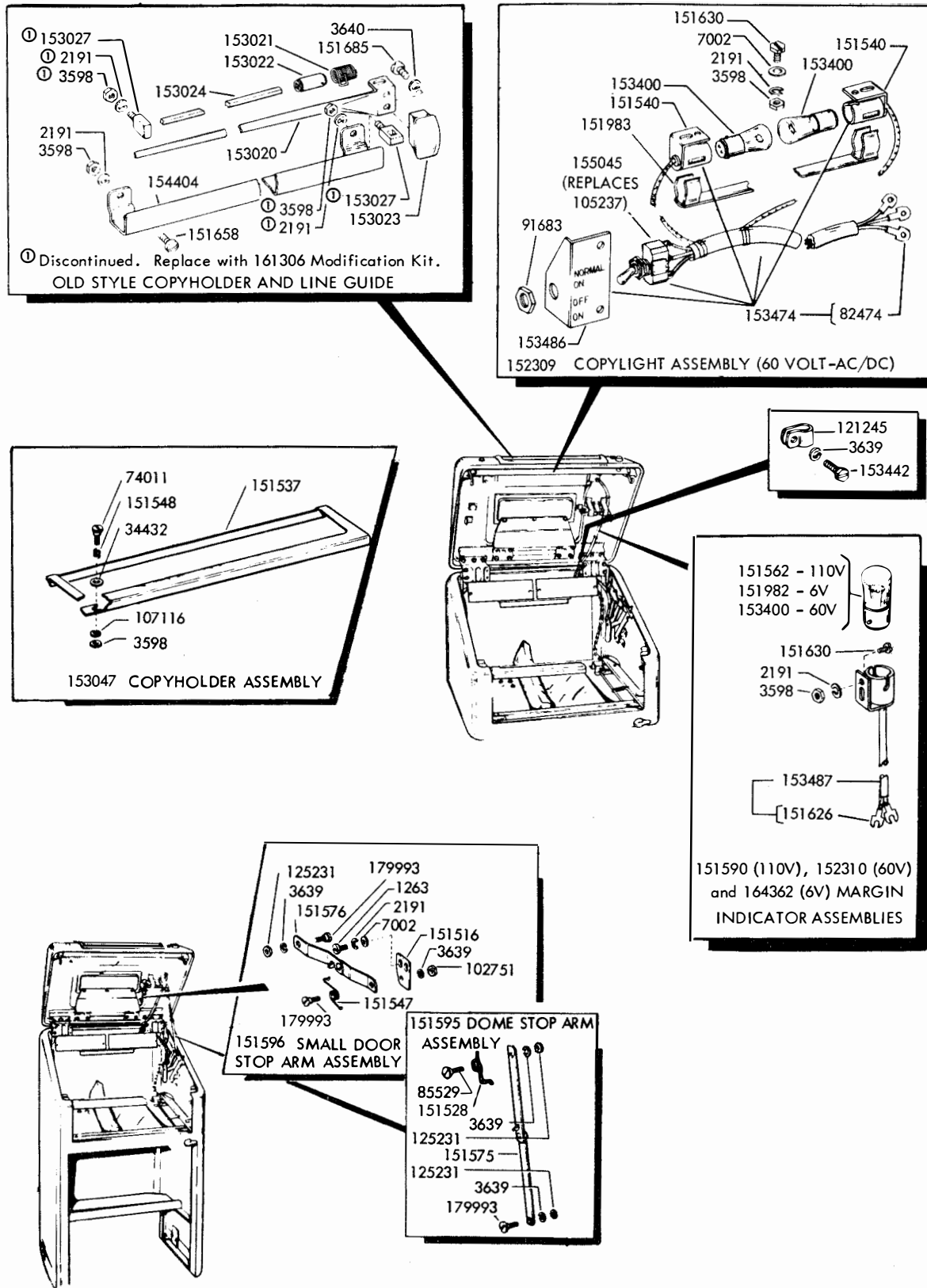
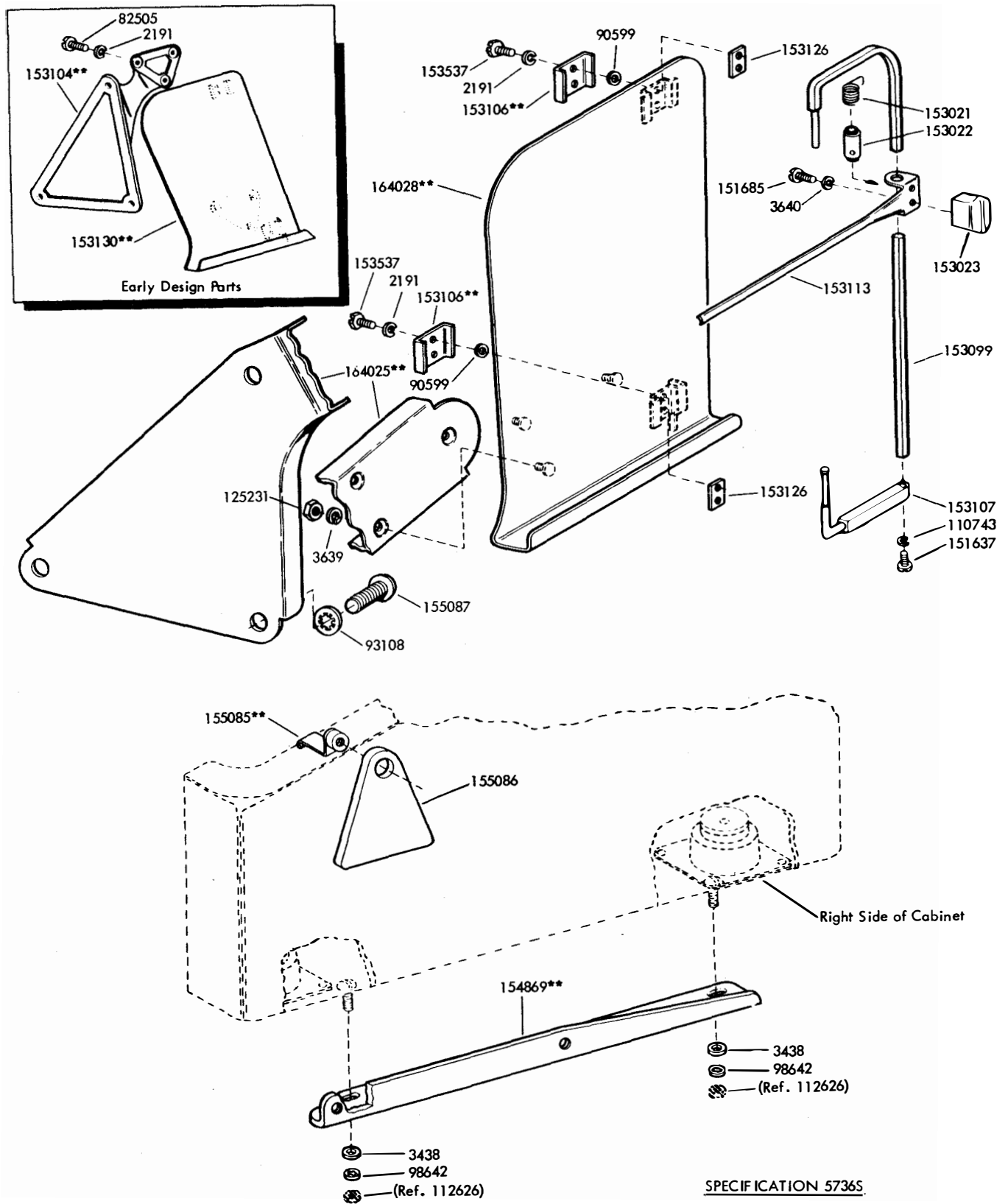


FIGURE 4. CABINET VARIABLE FEATURES



263

SPECIFICATION 5736S

**Refer to Page 1 for Finish Suffix

FIGURE 5. 173400** MODIFICATION KIT TO PROVIDE OFFSET COPYHOLDER (TABLE MODEL)

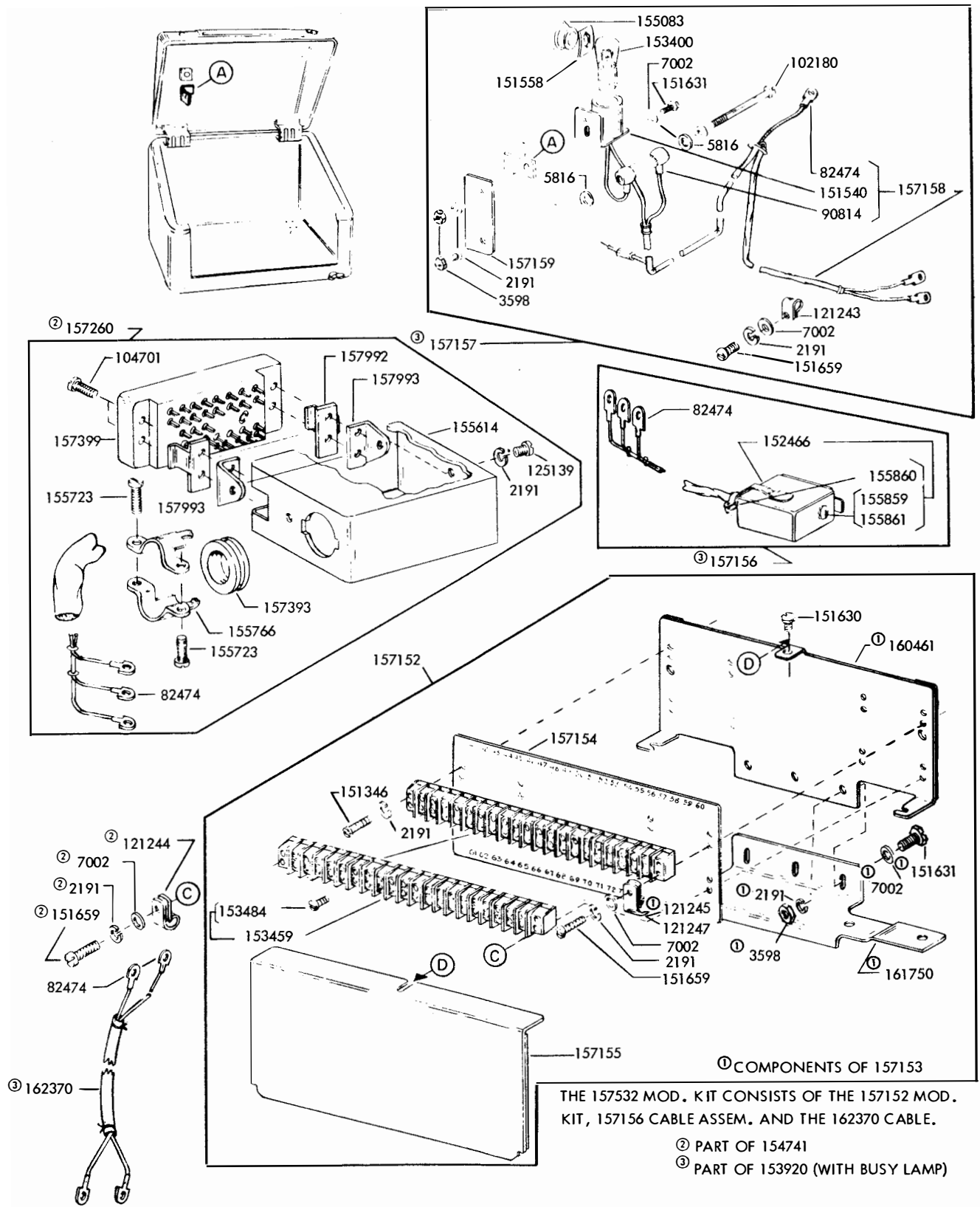


FIGURE 6. 153920 and 154741 MODIFICATION KITS TO ADAPT CABINET FOR SELECTIVE CALLING

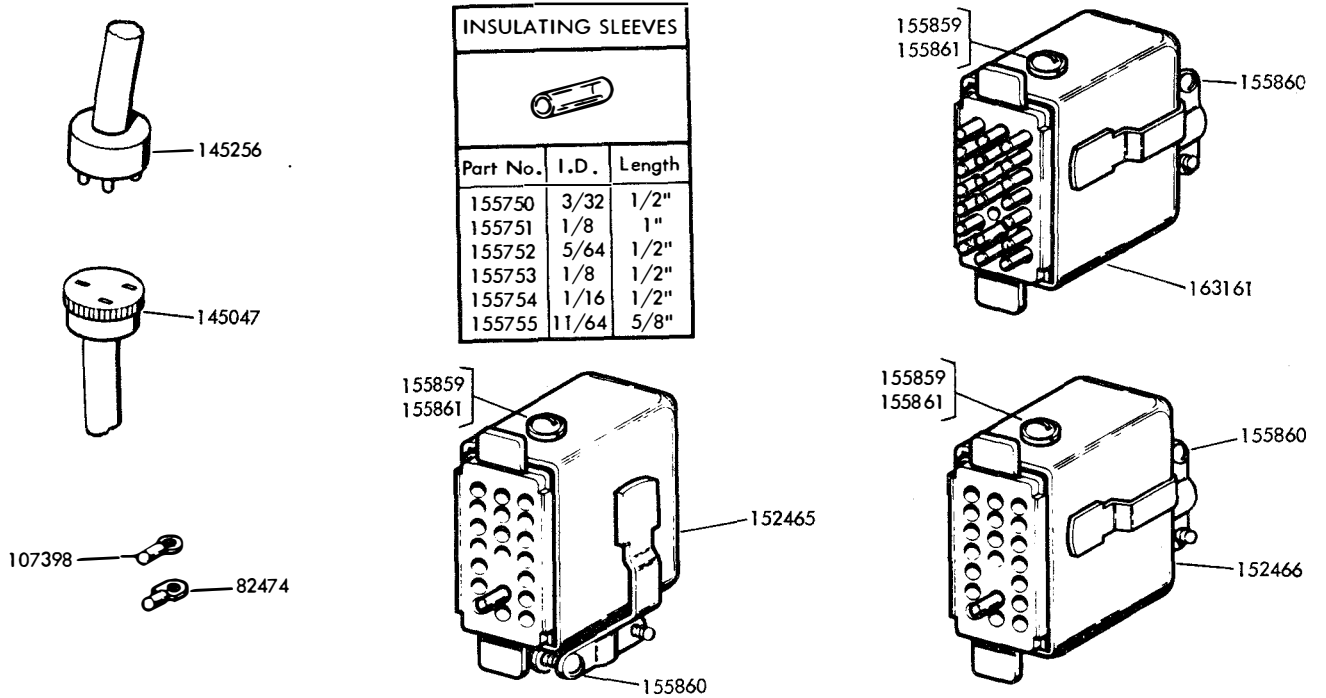


FIGURE 7. CABLE COMPONENTS

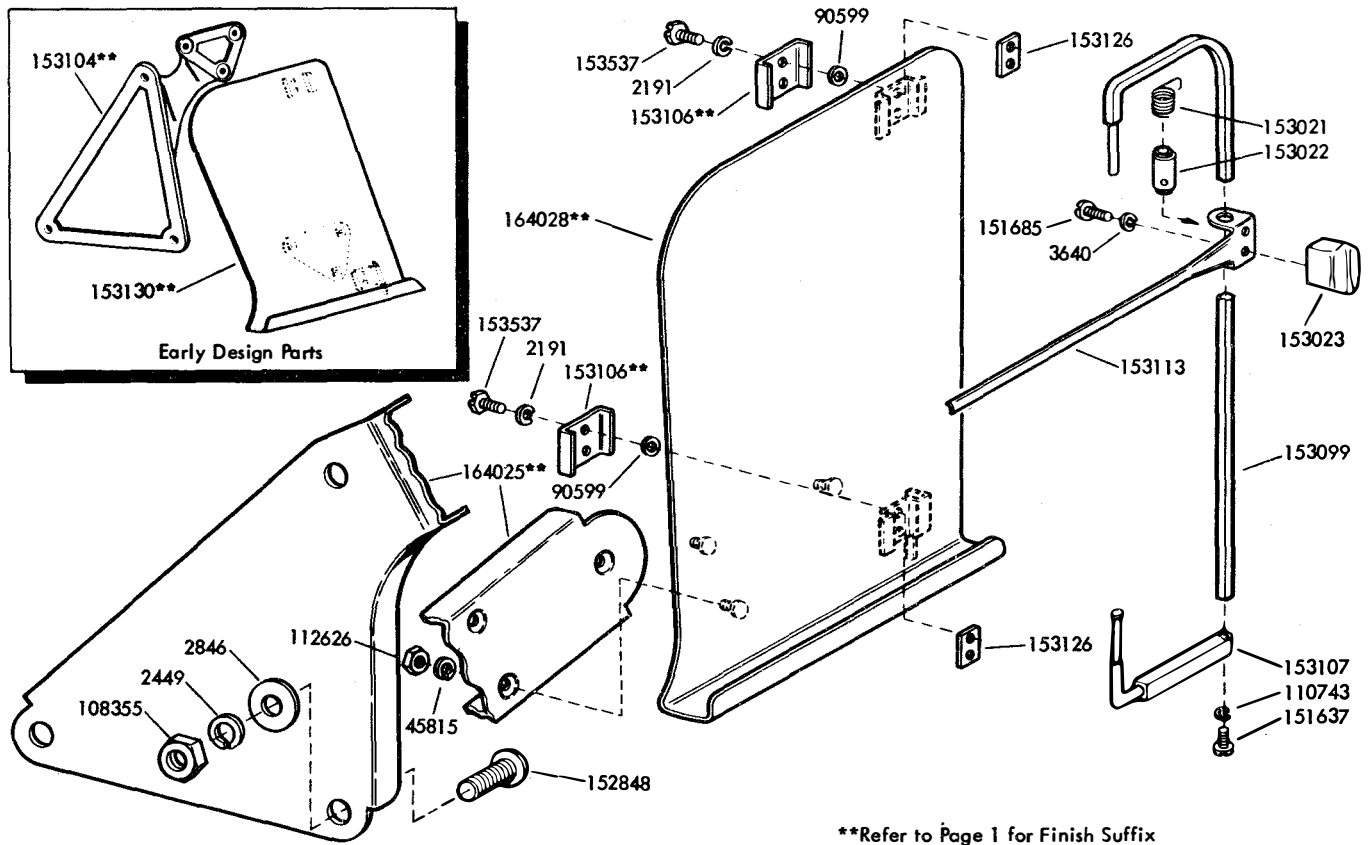
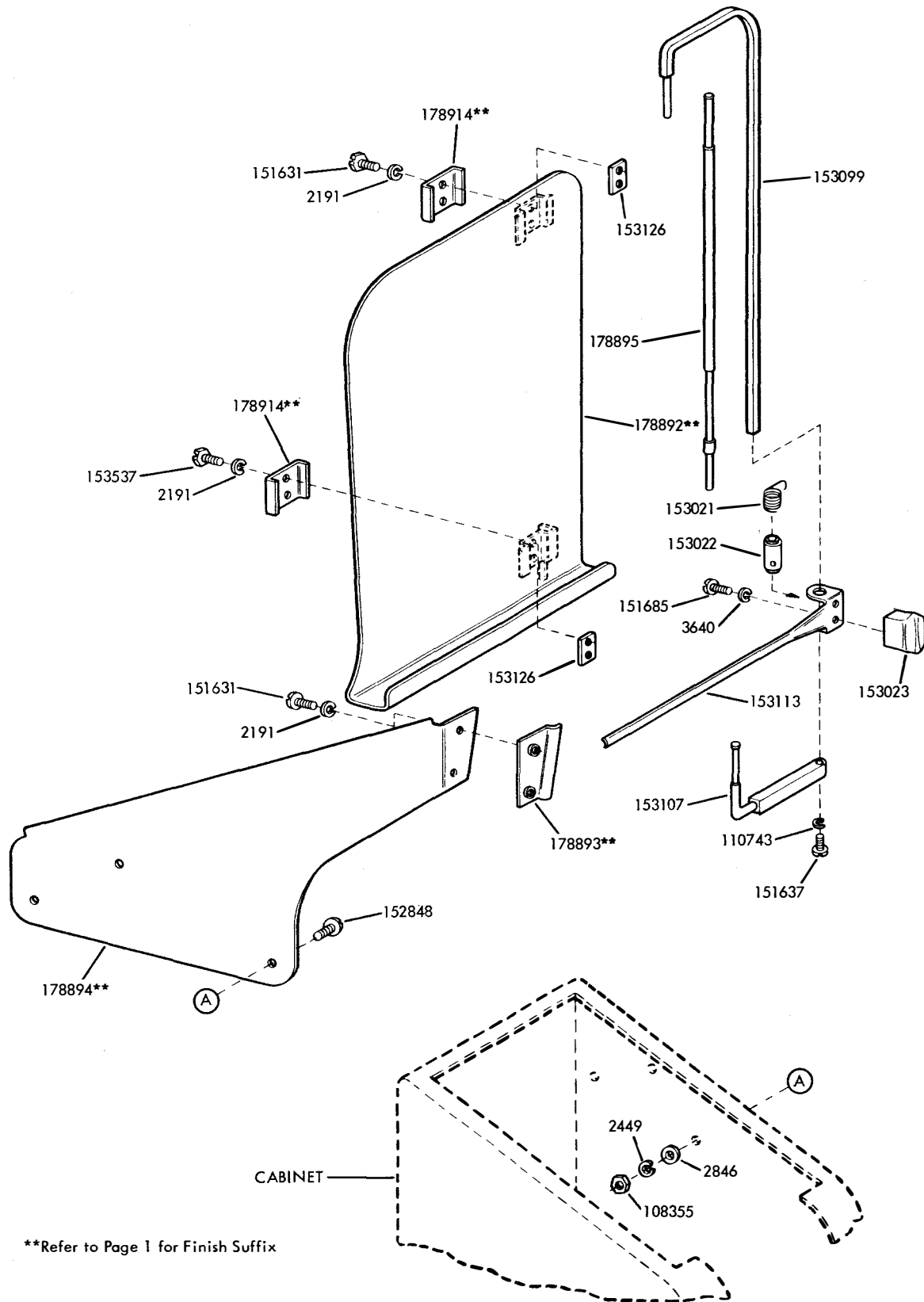


FIGURE 8. 164024** MODIFICATION KIT TO PROVIDE OFFSET COPYHOLDER



**Refer to Page 1 for Finish Suffix

FIGURE 9. 178897** MODIFICATION KIT TO PROVIDE OFFSET COPYHOLDER

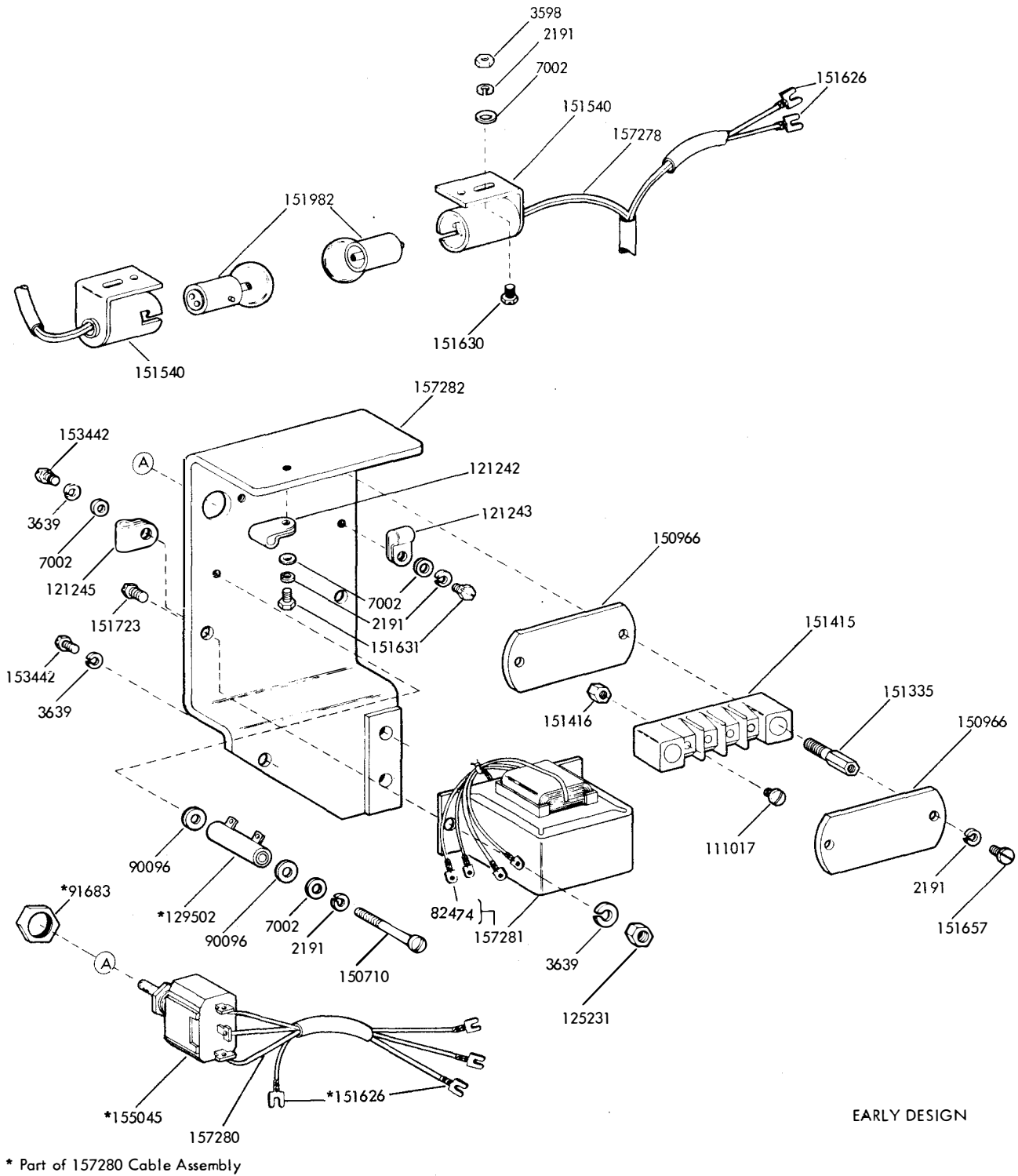
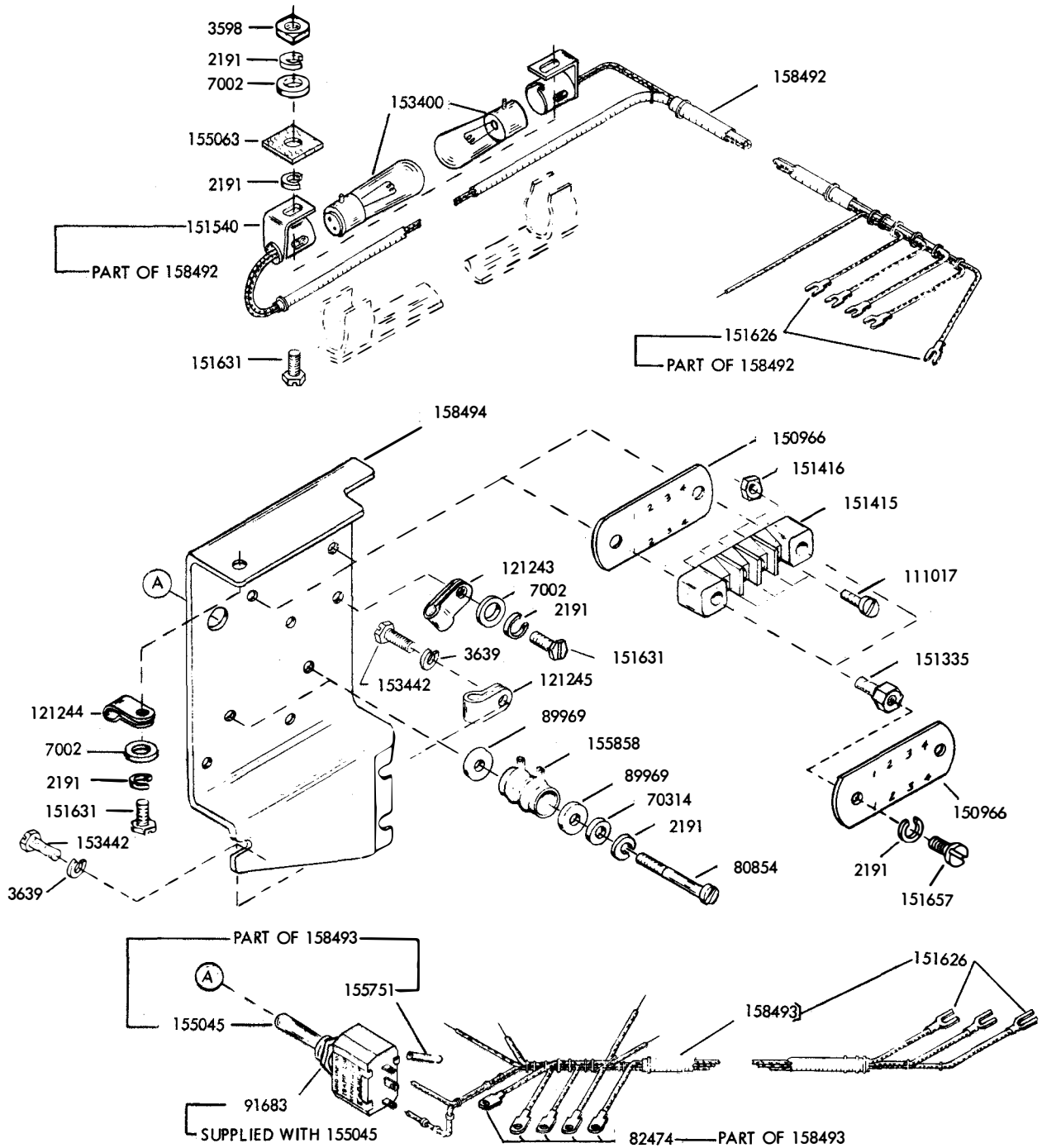


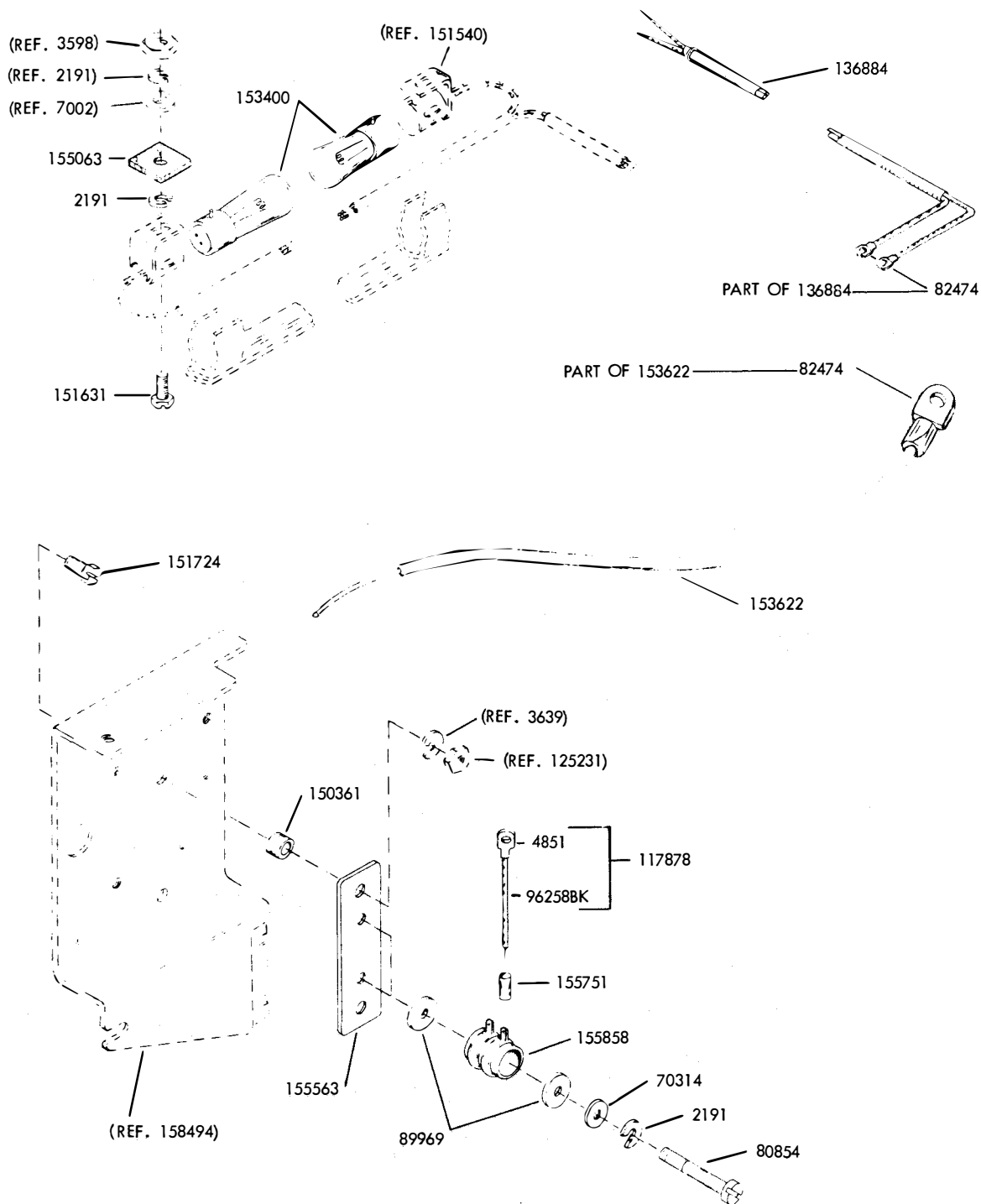
FIGURE 11. INCANDESCENT COPYLIGHT SYSTEM (6 VOLT, AC)



269

SPECIFICATION 58535

FIGURE 12. 154777 MODIFICATION KIT TO PROVIDE 60 VOLT DC INCANDESCENT COPYLIGHT SYSTEM



SPECIFICATION 5853S

FIGURE 13. 159375 MODIFICATION KIT TO CONVERT AN AC COPYLIGHT SYSTEM TO A 60 VOLT, DC COPYLIGHT SYSTEM

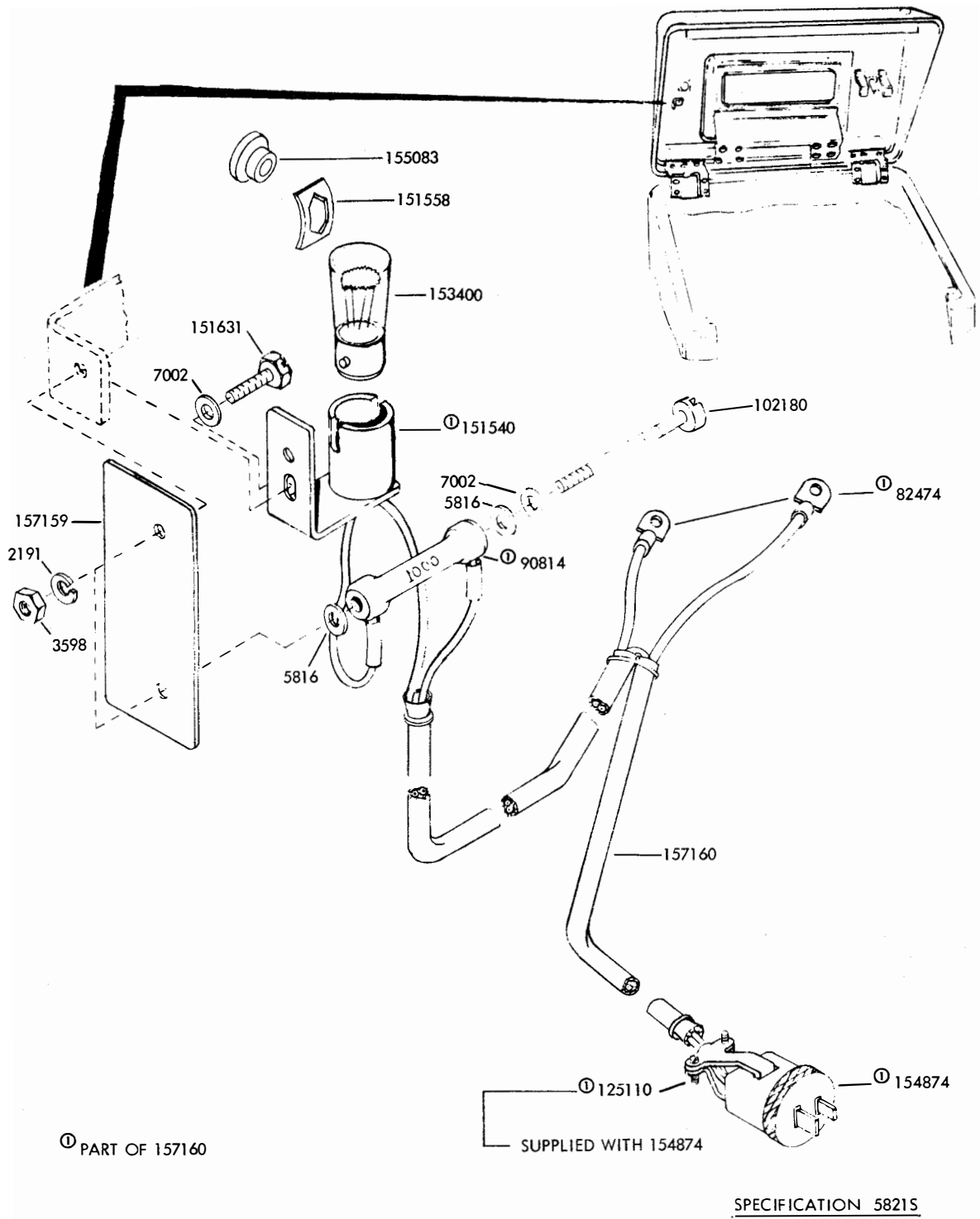
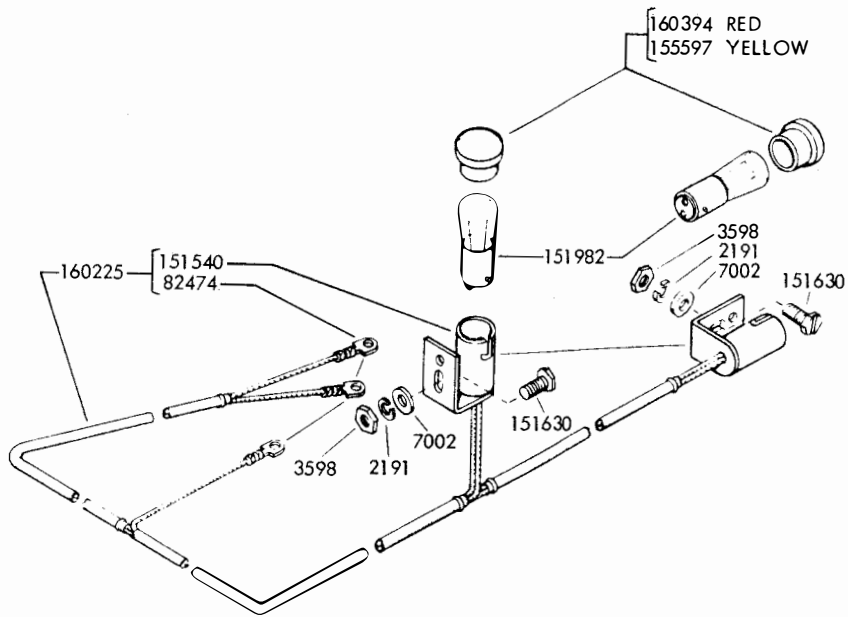
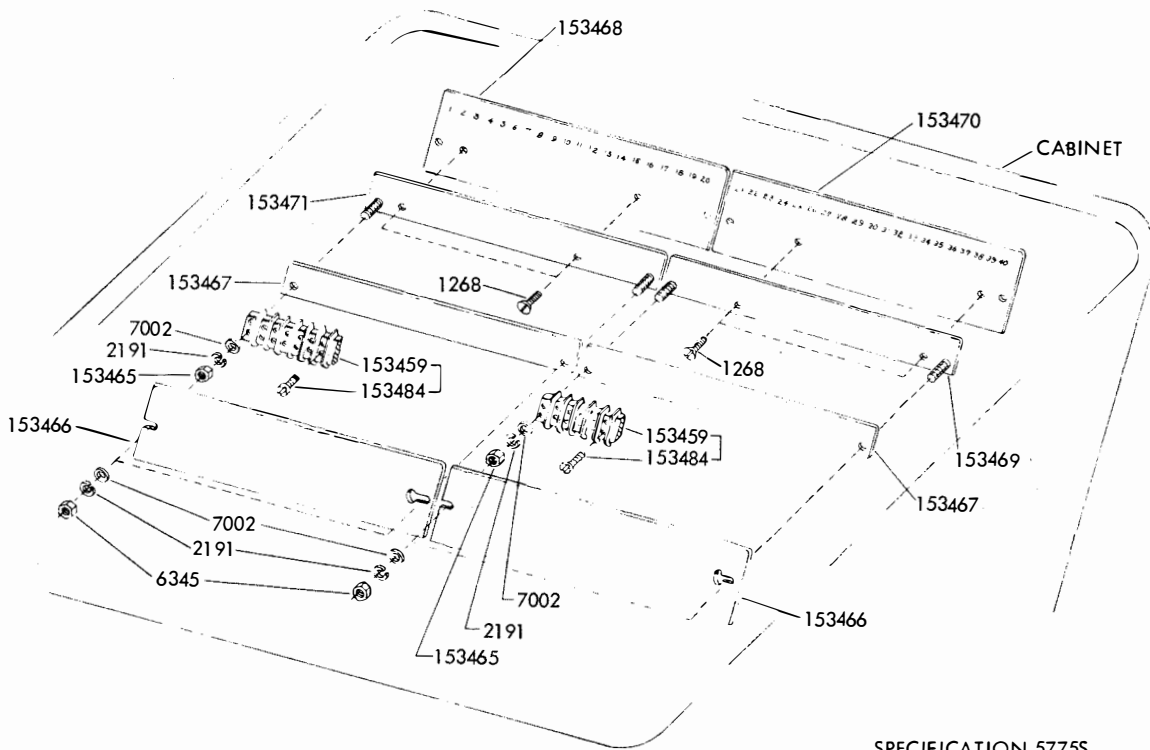


FIGURE 14. 152902 MODIFICATION KIT TO EQUIP CABINET WITH BUSY LINE LIGHT



SPECIFICATION 58795

FIGURE 15. 160224 MODIFICATION KIT TO ADD OPEN AND BUSY LINE INDICATOR LIGHTS



SPECIFICATION 57755

FIGURE 16. 152319 MODIFICATION KIT TO PROVIDE TERMINAL CONNECTIONS ON CABINET

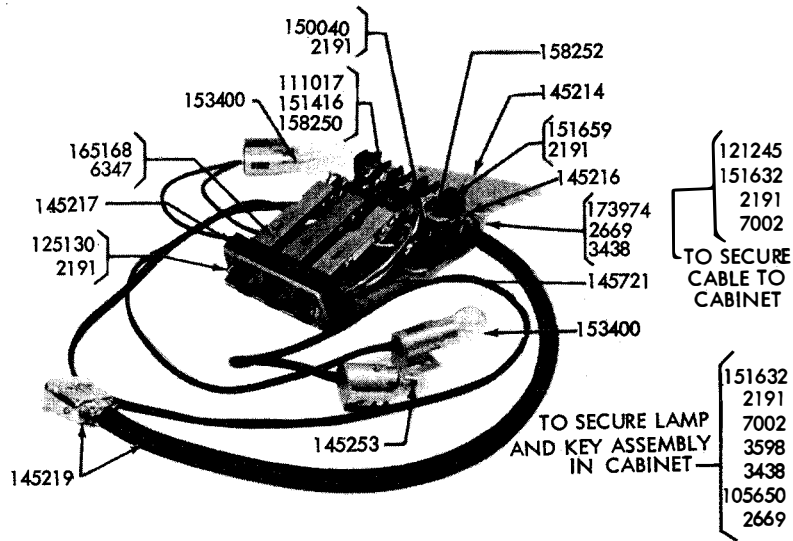
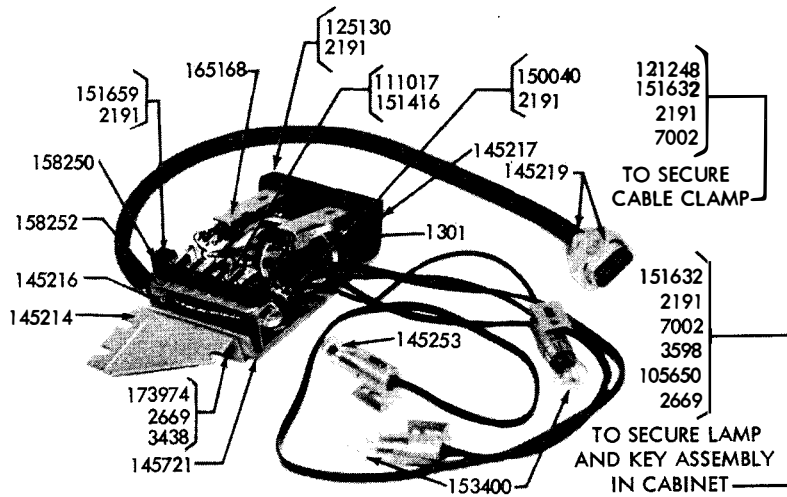


FIGURE 17. 144600 KEY AND LAMP ASSEMBLY (W/TYPING UNIT INTERCHANGE)



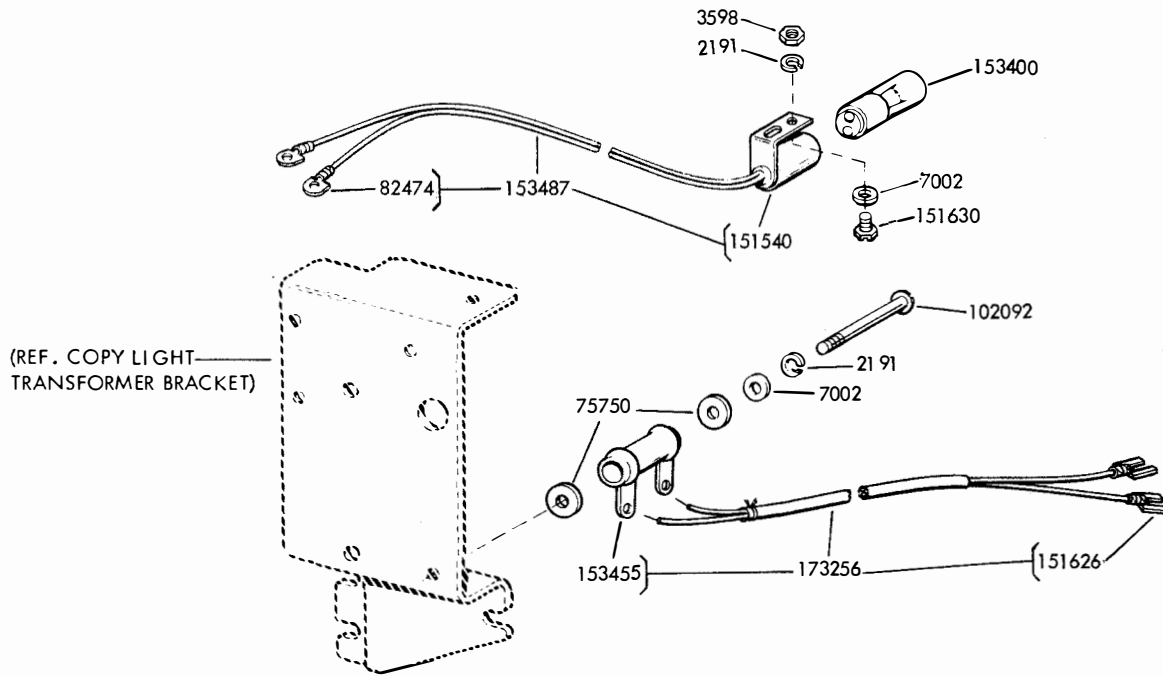


FIGURE 19. 173238 MODIFICATION KIT TO ADD READER LIGHT TO CABINET

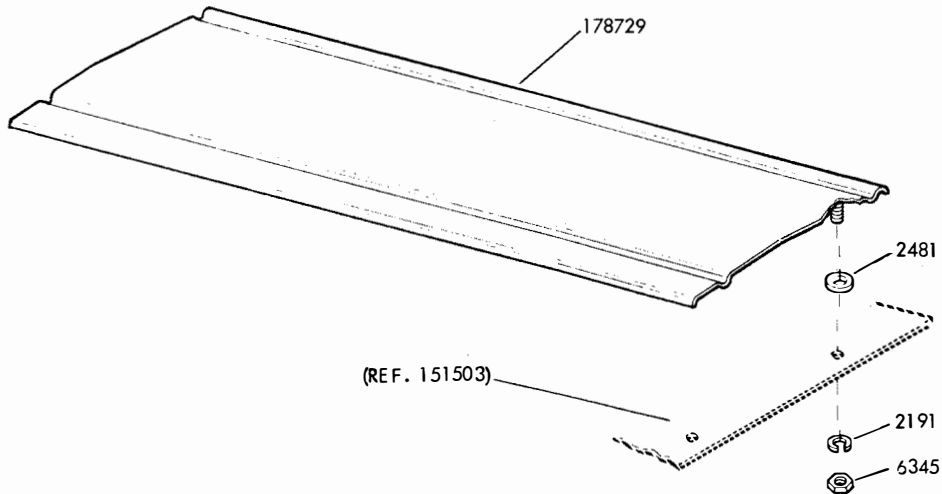


FIGURE 20. 174458 MODIFICATION KIT TO PROVIDE CABINET WITH A PAPER TEARING PLATE

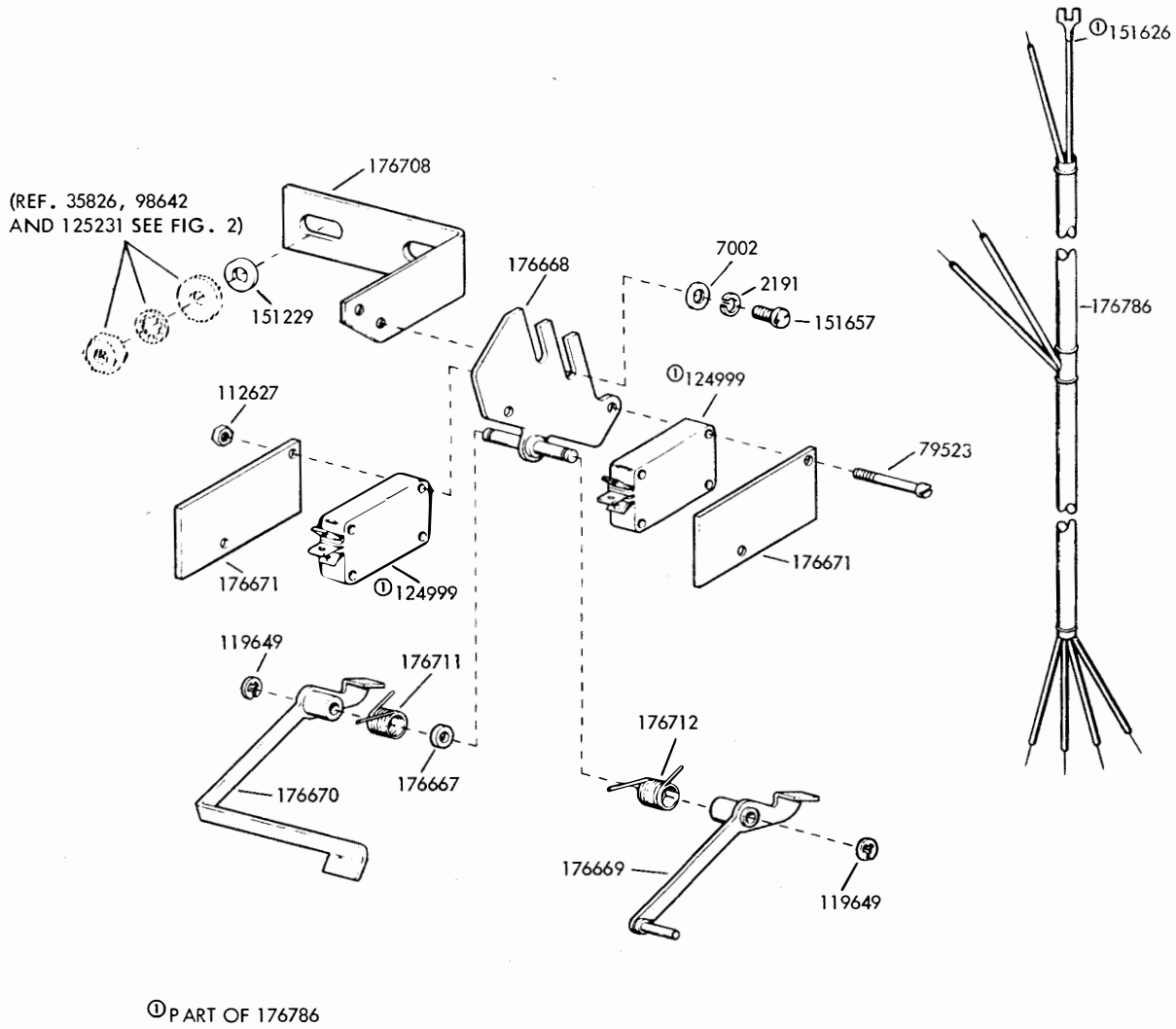


FIGURE 22. 176714 MODIFICATION KIT TO PROVIDE LOW-PAPER and PAPER-OUT ALARM

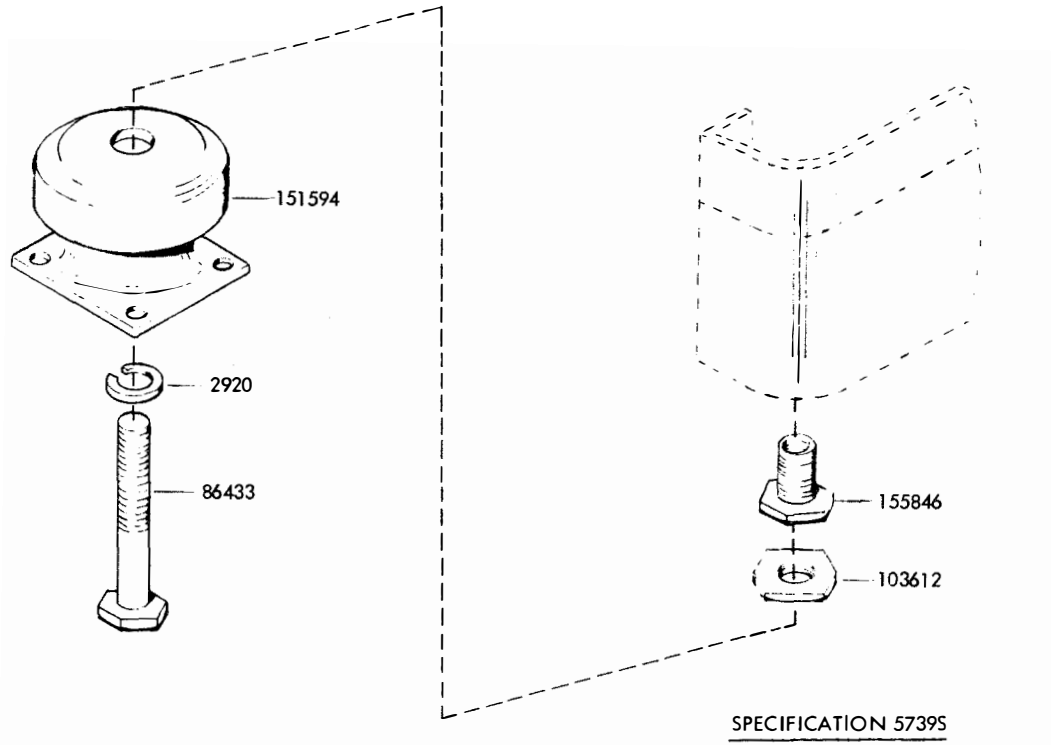
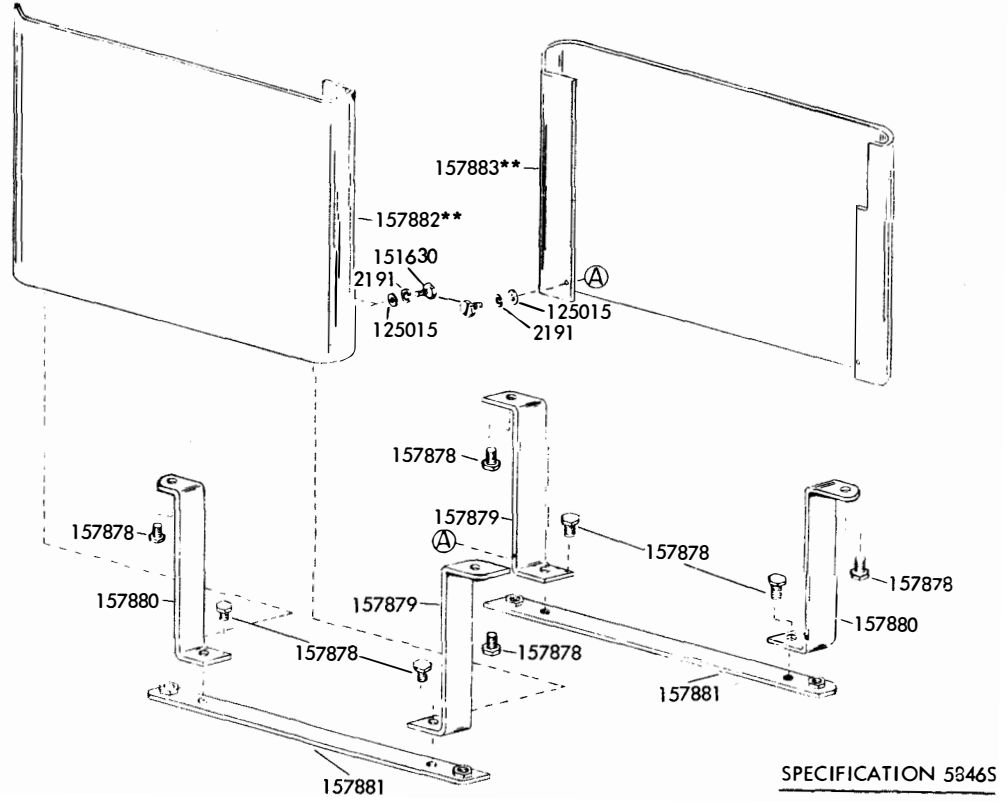
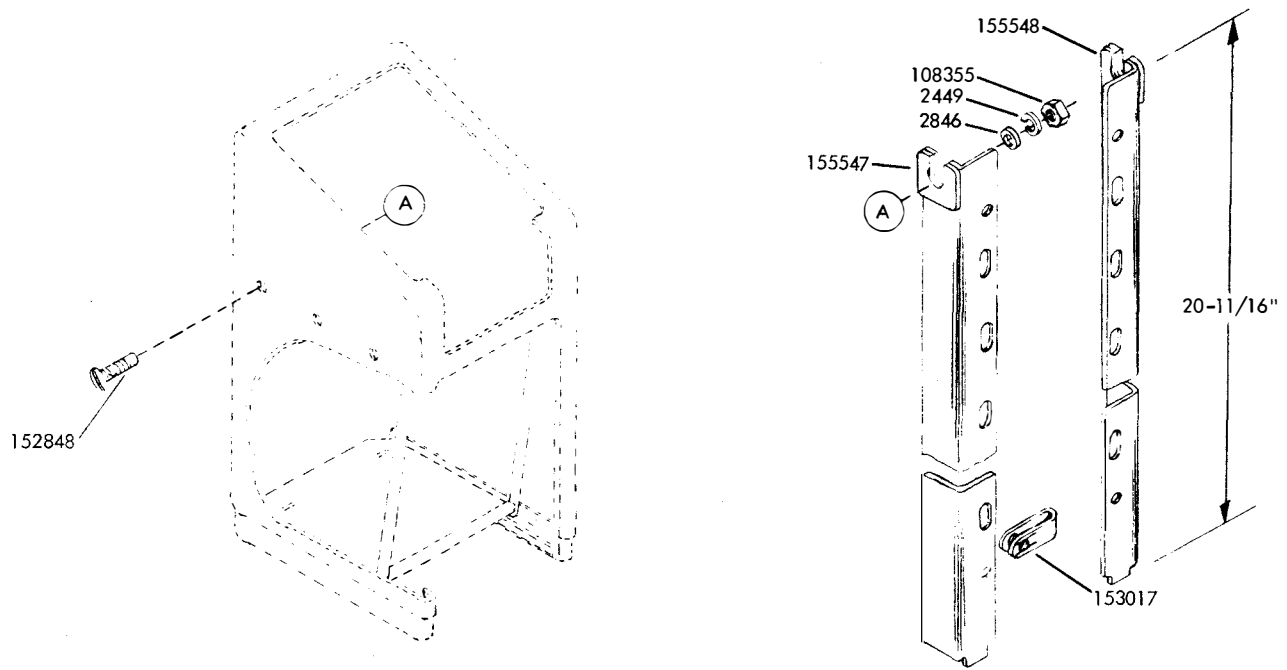


FIGURE 23. 154793 MODIFICATION KIT TO ADD SHOCK MOUNTS TO CONSOLE CABINET



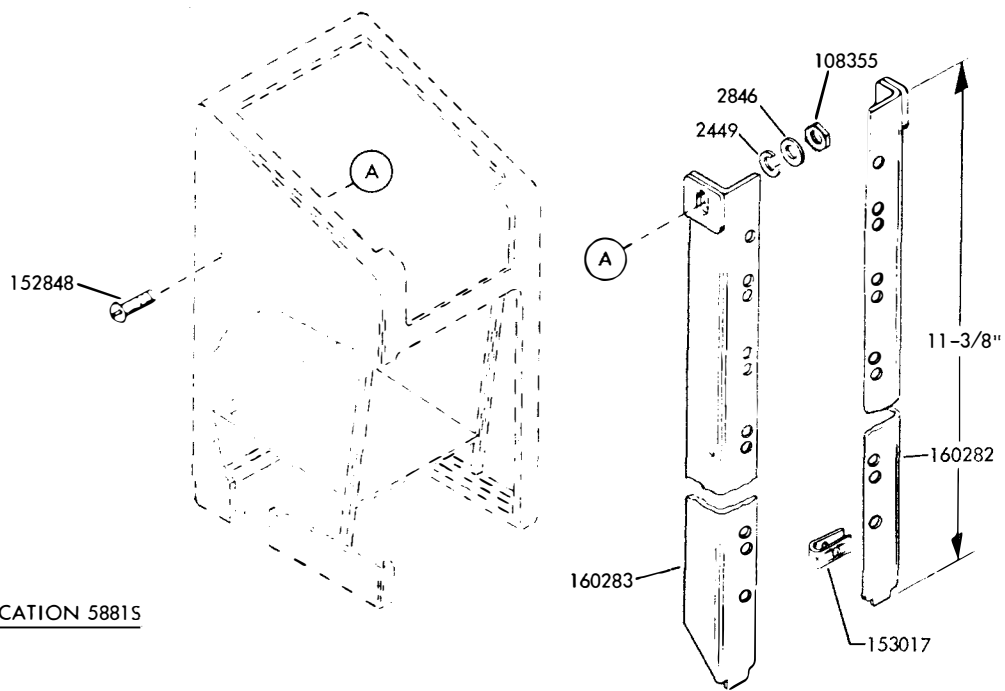
**Refer to Page 1 for Finish Suffix

FIGURE 24. 154754** MODIFICATION KIT TO PROVIDE SUB-BASE FOR CONSOLE CABINET FOR STAND-UP OPERATION



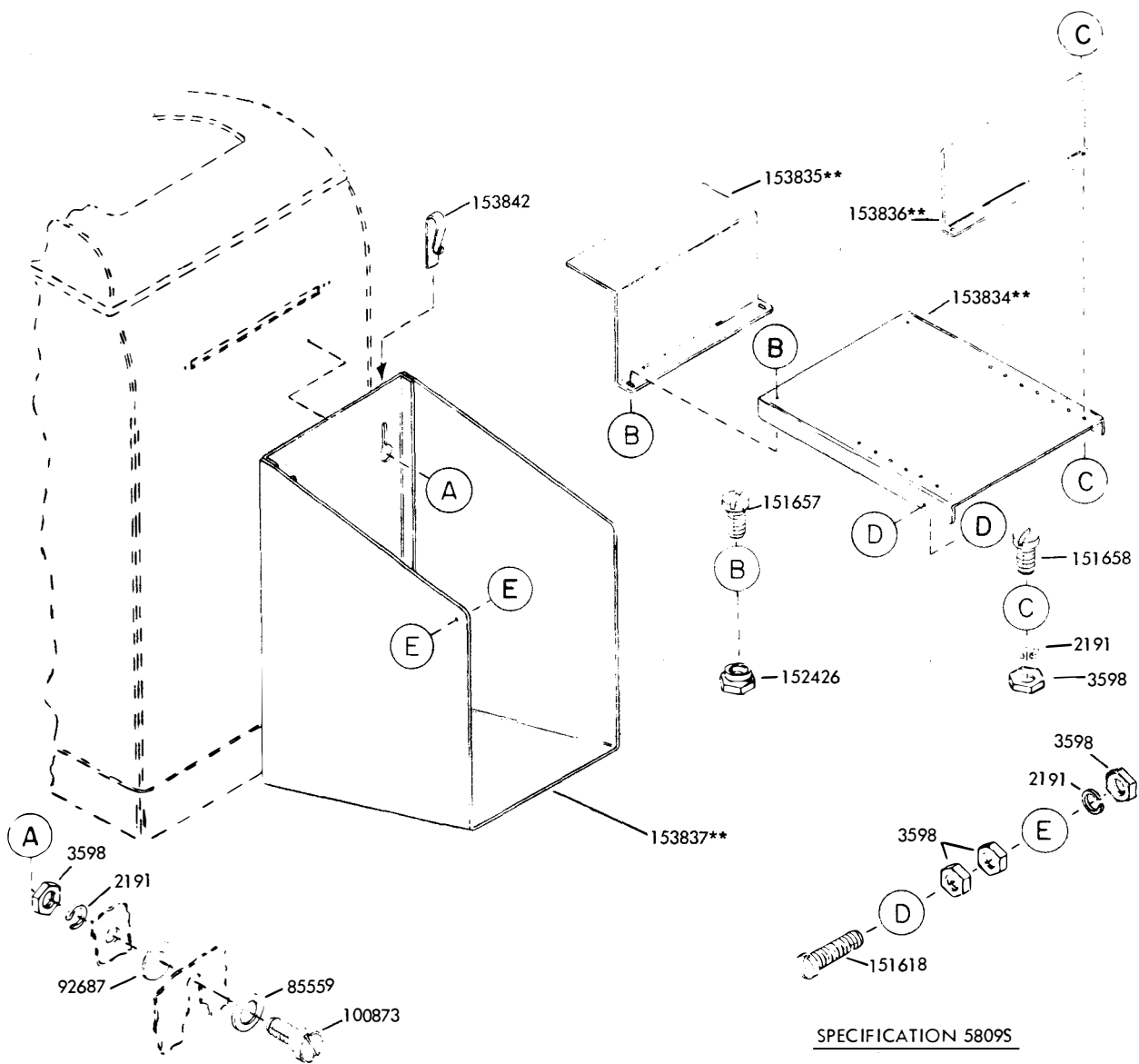
SPECIFICATION 5730S

FIGURE 25. 159373 MODIFICATION KIT TO PROVIDE AN APPARATUS MOUNTING RACK



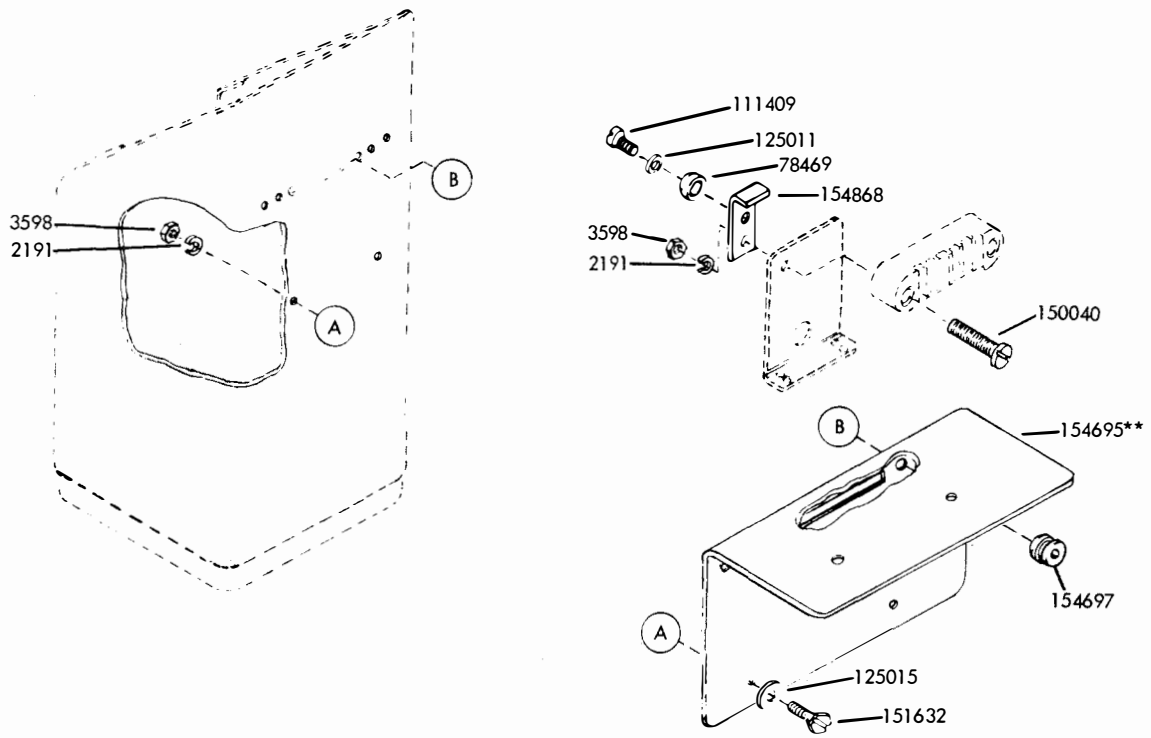
SPECIFICATION 5881S

FIGURE 26. 159390 MODIFICATION KIT TO PROVIDE AN APPARATUS MOUNTING RACK



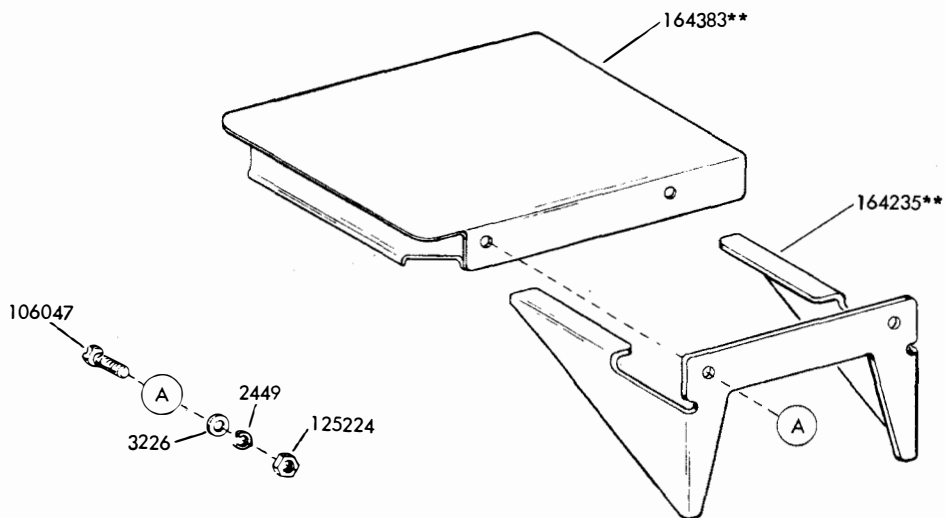
**Refer to Page 1 for Finish Suffix

FIGURE 27. 152349** MODIFICATION KIT TO PROVIDE PAPER SUPPLY AND ACCUMULATING SHELF



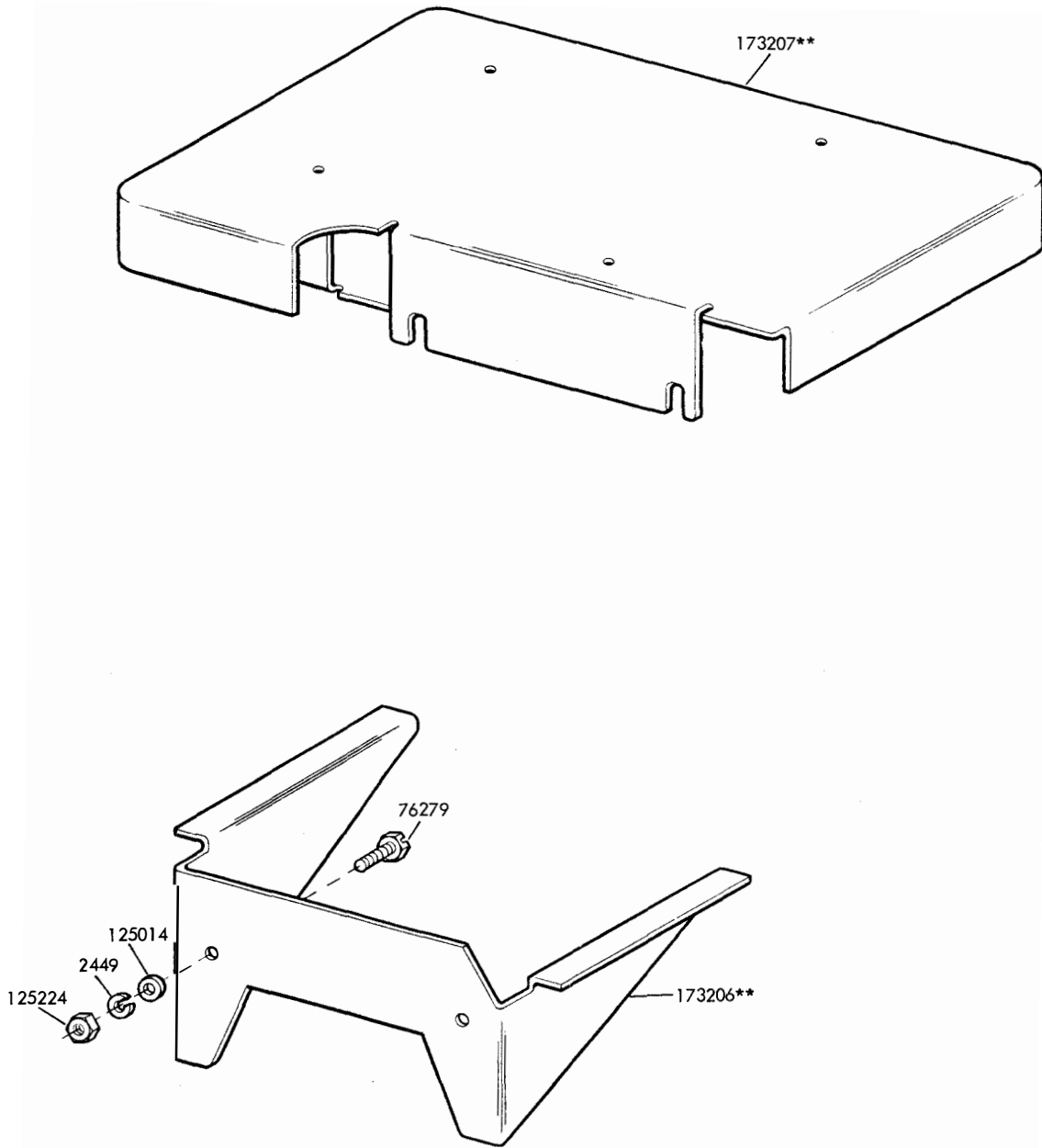
SPECIFICATION 58055

FIGURE 28. 153901** MODIFICATION KIT TO PROVIDE PAPER WINDER MOUNTING BRACKET



**Refer to Page 1 for Finish Suffix

FIGURE 29. 163796** MODIFICATION KIT TO PROVIDE TELEPHONE SHELF FOR CONSOLE CABINET



**Refer to Page 1 for Finish Suffix

FIGURE 30. 173097** MODIFICATION KIT TO PROVIDE SHELF FOR CONSOLE CABINET

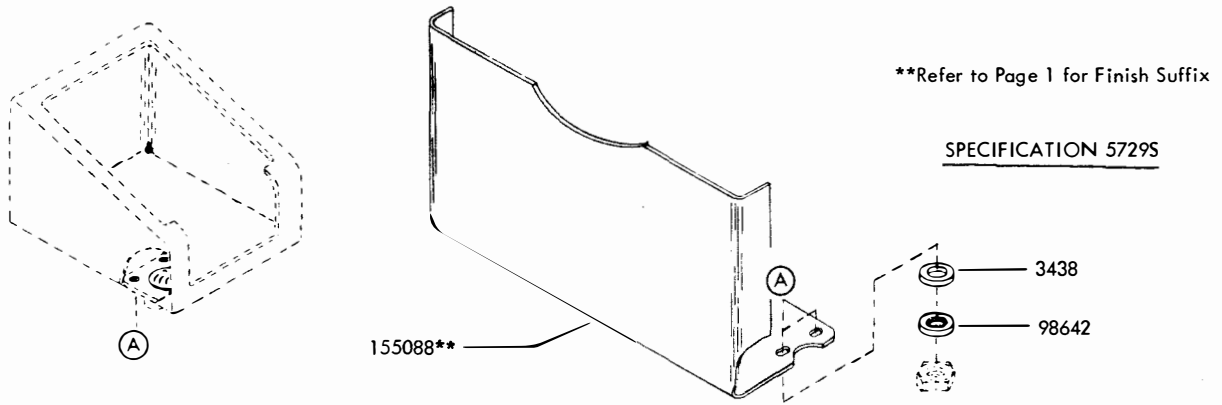


FIGURE 31. 152300** MODIFICATION KIT TO PROVIDE DIRECTORY HOLDER FOR TABLE MODEL CABINET

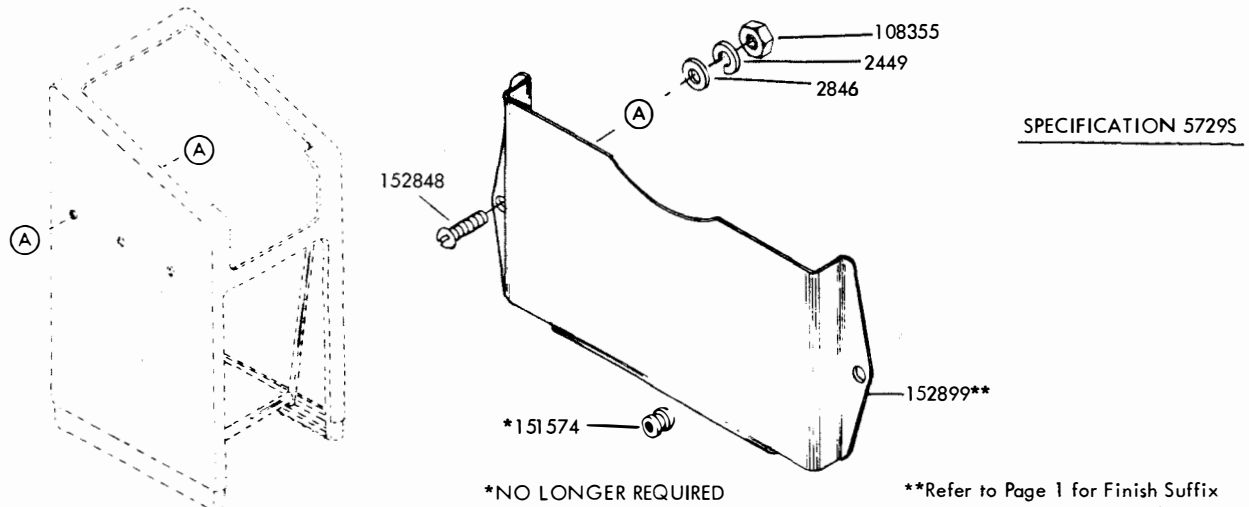


FIGURE 32. 152910** MODIFICATION KIT TO PROVIDE DIRECTORY HOLDER FOR CONSOLE MODEL CABINET

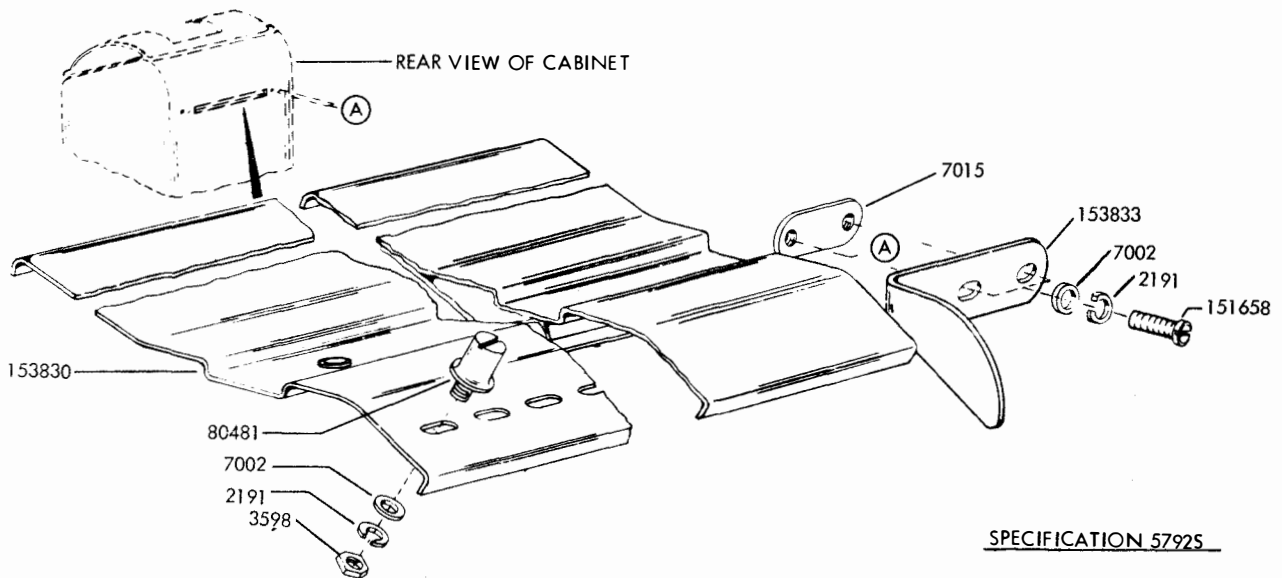


FIGURE 33. 153926 MODIFICATION KIT TO PROVIDE SPROCKET FEED REAR PAPER GUIDE

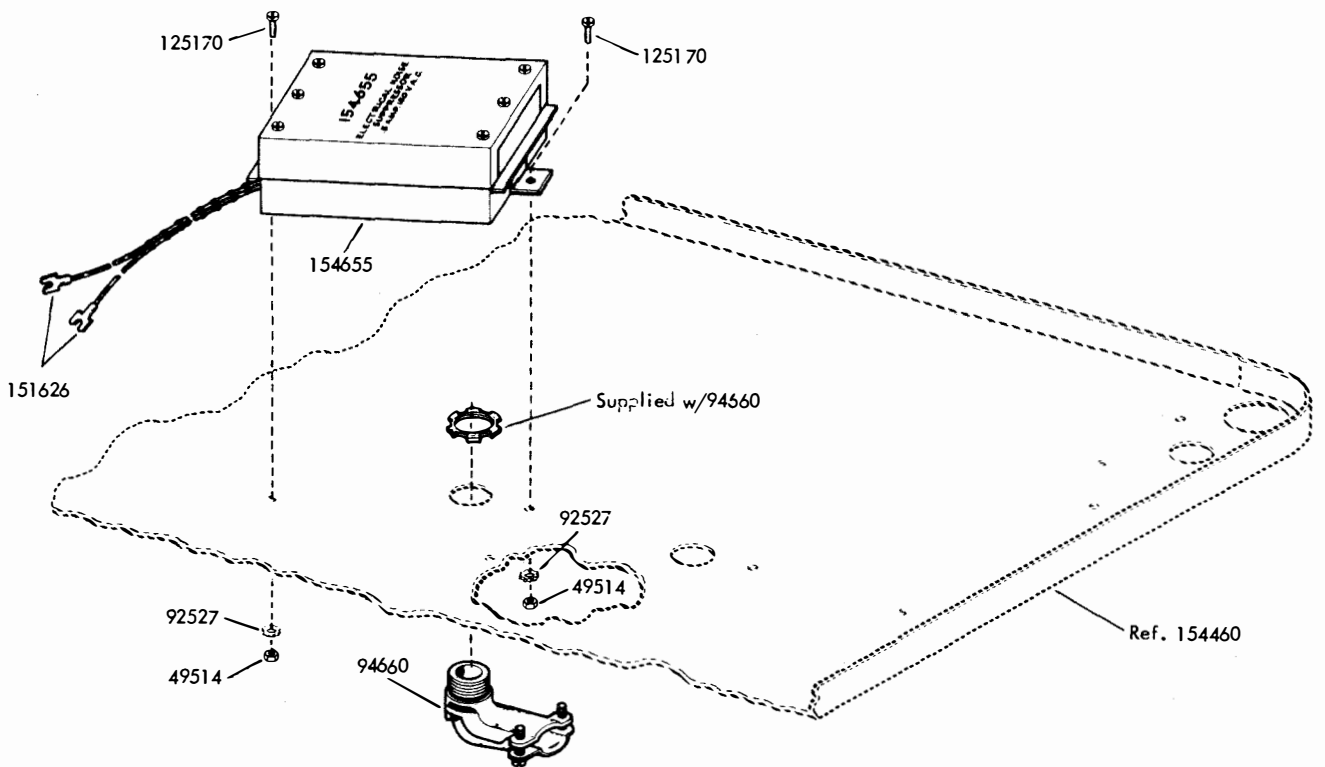


FIGURE 34. 154651 MODIFICATION KIT TO ADD SIGNAL LINE ELECTRICAL NOISE SUPPRESSOR (DC)

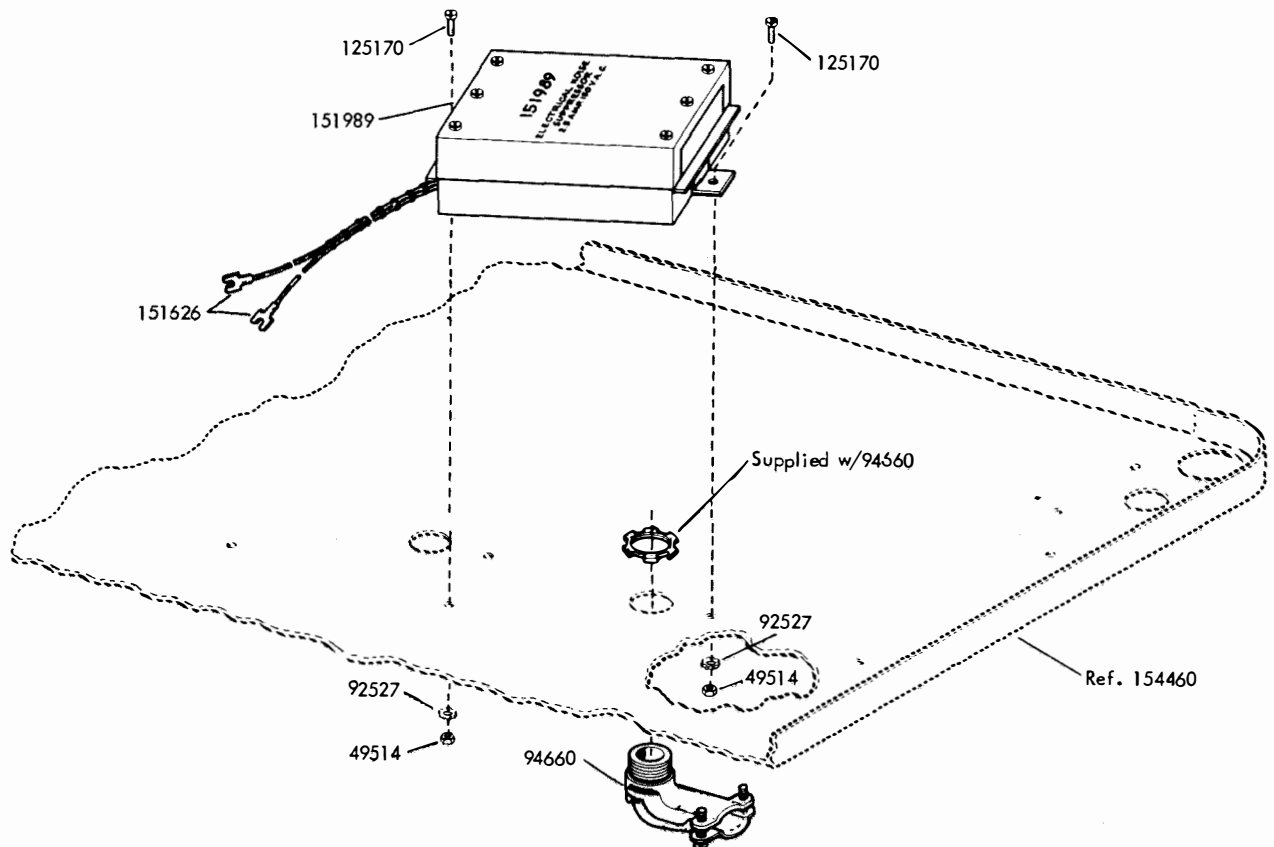


FIGURE 35. 151988 MODIFICATION KIT TO ADD POWER LINE ELECTRICAL NOISE SUPPRESSOR

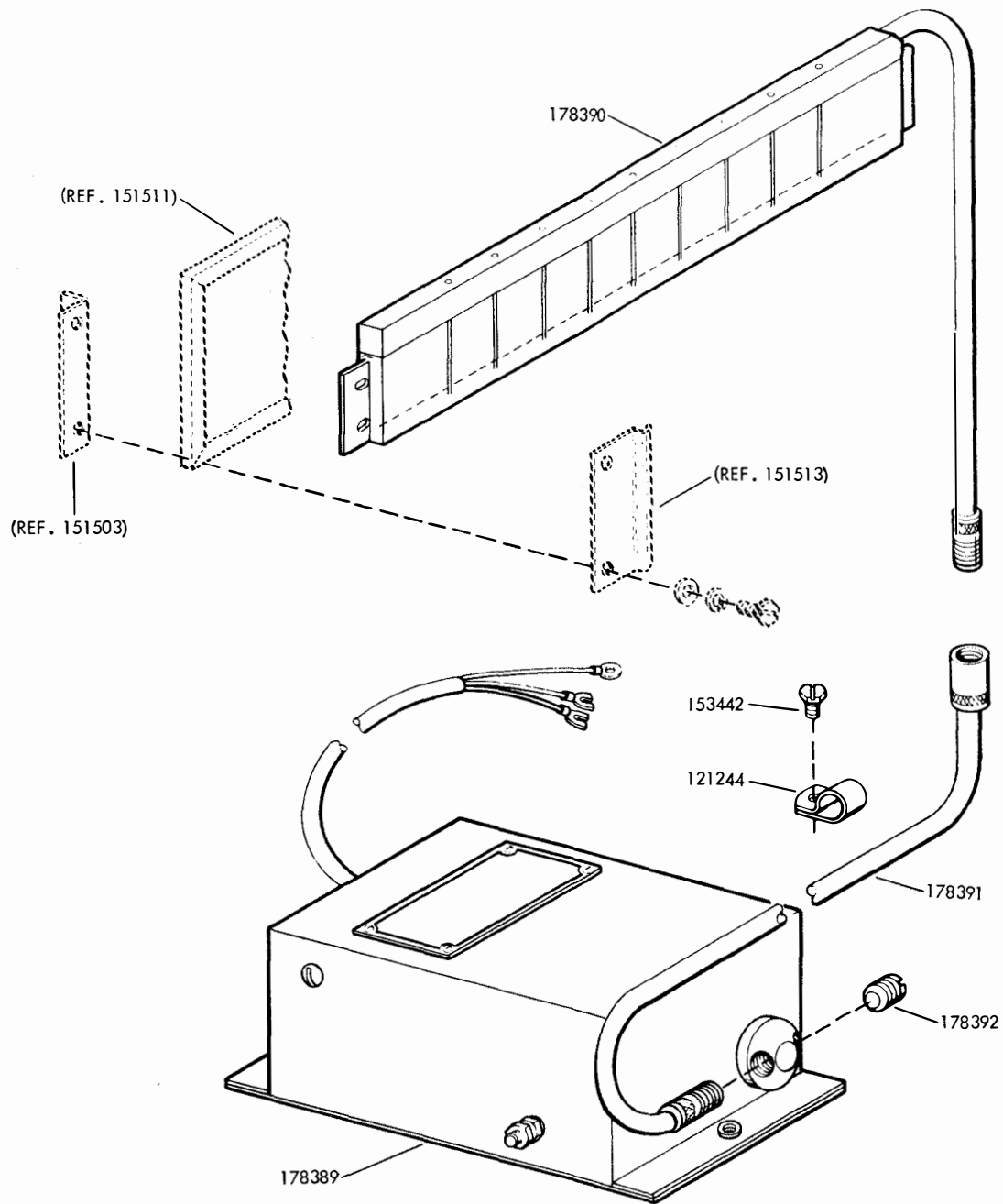
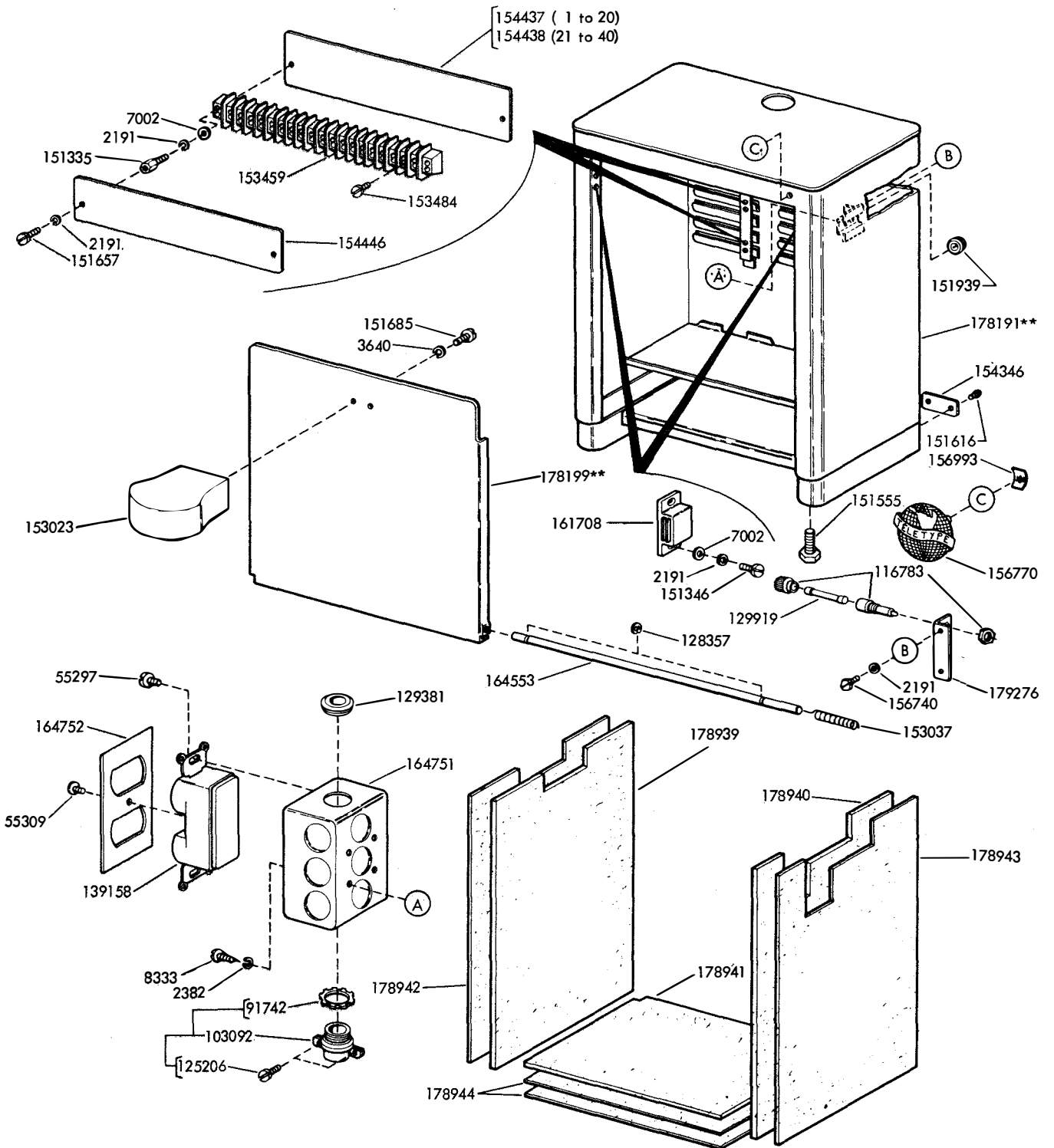


FIGURE 36. 178387 MODIFICATION KIT TO PROVIDE HIGH VOLTAGE STATIC ELIMINATOR TO NEUTRALIZE ELECTROSTATIC CHARGE ON PAGE COPY



**Refer to Page 1 for Finish Suffix

FIGURE 37. PRINTER TABLE

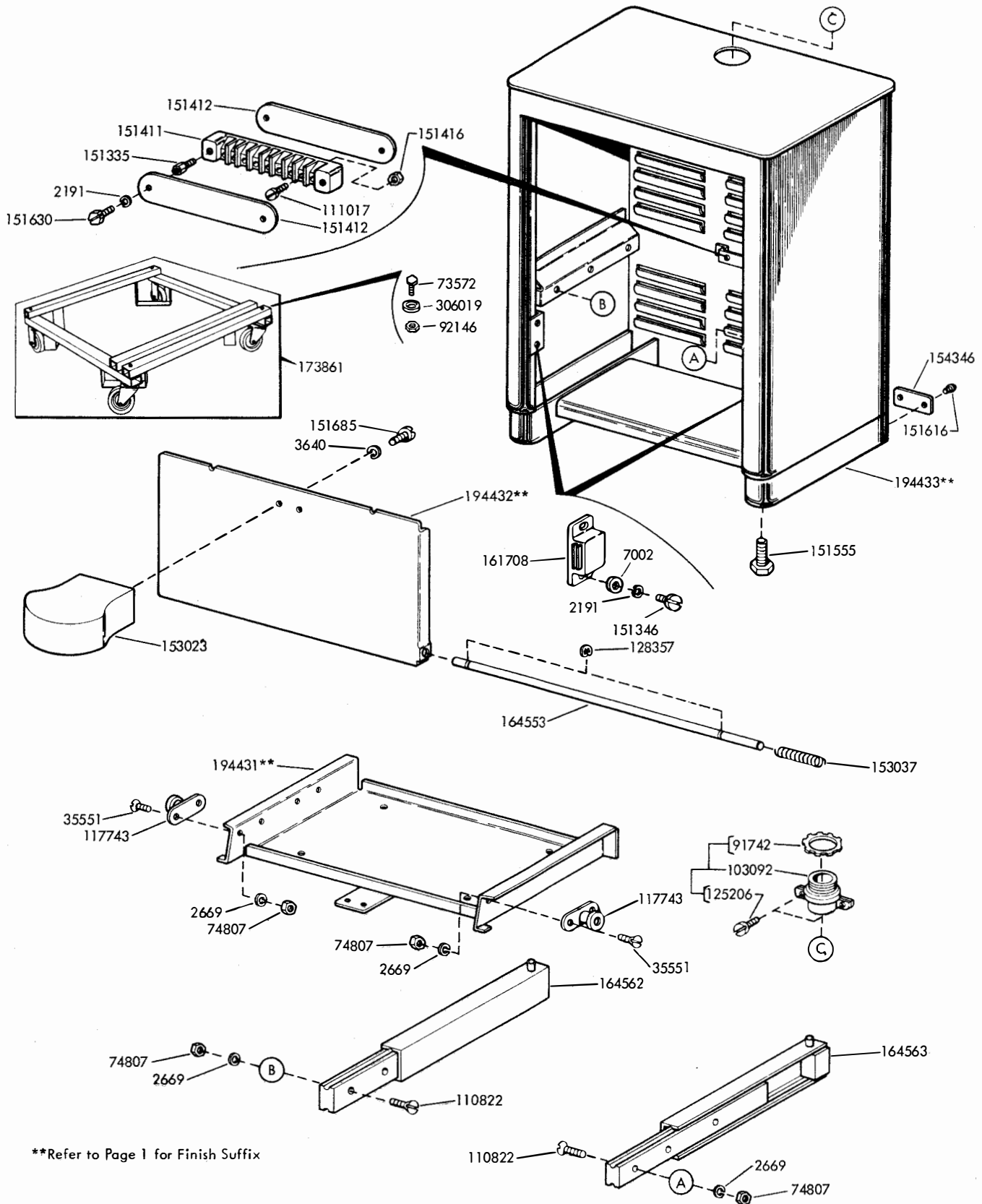


FIGURE 38. PRINTER TABLE WITH SLIDING SHELF

NUMERICAL INDEX

Port Number	Description and Page Number	Port Number	Description and Page Number	Port Number	Description and Page Number
247M	Coil, Magnet 5	55309	Screw (6-32 x 1/2 Oval) 29	102751	Nut (10-32 Hex) 6
1028	Screw (4-40 x 1/4 Fil) 5	70314	Washer, Flat 13, 14	103092	Connector, Cord 3, 4, 29, 30
1113	Screw (1/4-20 x 7/8 Hex) 5	71858	Washer, Flat 5	103120	Nut, Speed 4
1178	Screw (2-56 x 7/16 Fil) 19	73572	Screw (1/4-20 x 1 Hex) 30	103612	Nut (3/8-16 Hex) 21
1263	Screw (6-32 x 1/4 Fil) 5, 6	74011	Screw, Shoulder (6-40) 6	104701	Screw (4-40 x 9/32 Fil) 8
1268	Screw (6-40 x 5/16 Flat) 16	74479	Bushing 5	105237	Switch, Toggle 6
2191	Washer, Lock 3 to 18, 20, 21, 23, 24, 26, 29, 30	74546	Clamp, Coble 3, 4	105650	Screw (10-32 x 9/16 Hex) 17
2382	Washer, Lock 29	74567	Screw (1/4-20 x 33/64 Hex) 4, 5,	106047	Screw (1/4-32 x 1/2 Hex) 24
2449	Washer, Lock 4, 5, 9, 10, 22, 24, 25, 26	74594	Ring, Retaining 3	107116	Washer, Lock 5, 6
2481	Washer, Flat 18	74712	Spring 3, 4	107398	Terminal 9
2539	Nut (3/8-32 Hex) 3	74807	Nut (10-32 Hex) 30	108355	Nut (1/4-20 Hex) 9, 10, 22, 26
2669	Washer, Lock 17, 30	75750	Washer, Insulating 18	110434	Screw (4-40 x 3/16 Fil) 5
2846	Washer, Flat 4, 5, 9, 10, 22, 26	76099	Washer, Flat 3, 4, 5	110435	Nut (4-40 Hex) 5
2920	Washer, Lock 21	76279	Screw (1/4-32 x 5/8 Hex) 25	110437	Spring 5
3226	Washer, Flat 24	78103	Screw (6-40 x 1-3/16 Hex) 5	110743	Washer, Lock 7, 9, 10, 19
3438	Washer, Flat 3, 4, 5, 7, 17, 26	78287	Collar 5	110822	Screw (10-32 x 13/16 Flat) 3, 30
3598	Nut (6-40 Hex) 3, 4, 5, 6, 8, 12, 13, 15 to 18, 23, 24, 26	78469	Foot, Rubber 24	111017	Screw (6-40 x 5/16 Fil) 11, 12, 13, 17, 30
3639	Washer, Lock 3 to 7, 11, 12, 13	79523	Screw (2-56 x 25/32 Fil) 20	111409	Screw (4-40 x 7/32 Fil) 24
3640	Washer, Lock 5, 6, 7, 9, 10, 29, 30	80342	Screw (6-40 x 23/64 Hex) 5	112626	Nut (10-32 Hex) 9
3646	Washer, Lock 5	80481	Screw (6-40 Spl) 26	112627	Nut (2-56 Hex) 20
4703	Spring 5, 6, 7	80854	Screw (6-40 x 1-7/16 Fil) 13, 14	114589	Mount, Vibration 5
4851	Terminal 14	82474	Terminal 5, 8, 9, 11 to 16, 18	114766	Stud 3
5816	Washer, Insulating 8, 15	82505	Screw (6-32 x 11/32 Fil) 7	116783	Holder, Fuse 29
6344	Screw (6-32 x 11/32 Hex) 11	84579	Washer, Flat 3, 4	117743	Roller 30
6345	Nut (6-32 Hex) 3, 4, 16, 18	85529	Screw, Shoulder (10-32) 6	117878	Jumper (3" Block) 14
6347	Screw (6-32 x 3/8 Rd) 17	85559	Washer, Flat 23	118118	Ballast 5
7002	Washer, Flat 3, 4, 5, 6, 8, 11, 12, 13, 15 to 18, 20, 26, 29, 30	86433	Screw (3/8-16 x 2 Hex) 21	118119	Socket, Starter 5
7015	Strip 26	89515	Screw (6-32 Spl) 4	118759	Block, Terminal 3
8333	Screw (10-32 x 3/8 Rd) 3, 4, 5, 29	89969	Washer, Insulating 13, 14	119467	Insulator (.032") 19
34432	Washer, Flat 6	90096	Washer, Insulating 12	119638**	Button, Plug 3
35551	Screw (10-32 x 3/8 Flat) 30	90599	Shim (.008") 7, 9	119641**	Button, Plug 3
35826	Washer, Flat 3, 4	90814	Resistor (1000 Ohm) 8, 15	119649	Ring, Retaining 20
41663	Washer, Flat 11	91683	Nut (15/32-32 Hex) 6, 11, 12, 13	119715	Spacer 11
43954	Bell 5	91742	Nut, Lock 29, 30	121242	Clamp, Cable (1/8" ID) 12
45815	Washer, Lock 9	92146	Nut (1/4-20 Hex) 30	121243	Clamp, Cable (3/16" ID) 5, 8, 11, 12, 13
49514	Nut (8-32 Hex) 27	92527	Washer, Lock 27	121244	Clamp, Cable (1/4" ID) 8, 13, 28
55219	Screw (8-32 x 3/8 Fil) 5	92687	Washer, Flat 23	121245	Clamp, Cable (5/16" ID) 6, 8, 11, 12, 13, 17
55297	Screw (6-32 x 5/16 Flat) 29	93108	Washer, Lock 5, 7	121247	Clamp, Cable (7/16" ID) 8
		93118	Washer, Lock 19	121248	Clamp, Cable (1/2" ID) 17
		94660	Connector (90°) 27	124999	Switch, Sensitive 19, 20
		96258BK	Jumper (3" Block) 14	125011	Washer, Flat 19, 24
		98642	Washer, Lock 3, 4, 7, 26	125014	Washer, Flat 25
		100873	Screw, Shoulder (6-40) 23	125015	Washer, Flat 5, 21, 24
		102092	Screw (6-40 x 1-17/32 Rd) 18	125110	Screw (4-36 x 3/16 Fil) 15
		102180	Screw (6-40 x 1-15/16 Fil) 8, 15		
		102617	Lamp 5		
		102620	Starter 5		

**Refer to Page 1 for Finish Suffix

NUMERICAL INDEX (Continued)

Part Number	Description and Page Number	Part Number	Description and Page Number	Part Number	Description and Page Number
125130	Screw (6-32 x 1/2 Fil) 17	151507	Button 3, 4	151574	Grommet, Rubber 5 26
125139	Screw (4-40 x 1/8 Fil) 8	151508	Spring, Torsion 3, 4	151575	Arm, Stop 6
125170	Screw (8-32 x 5/16 Fil) 27	151509	Washer, Rubber 3, 4	151576	Arm, Stop 7
125206	Screw (6-32 x 5/8 Fil) 29, 30	151510	Window, Plastic 5	151577	Screw, Shoulder (6-40) 5
125218	Nut (1/4-32 Hex) 5	151511	Gasket 5	151578	Hinge 3, 4
125224	Nut (1/4-32 Hex) 24, 25	151512	Seal, Noise 3, 4	151579	Plate, Retaining 5
125231	Nut (10-32 Hex) 3 to 7, 11, 12	151513	Retainer, Window 3, 4	151589	Cradle Assembly 5
128357	Ring, Retaining 3, 29, 30	151514	Bar, Dome Latch 3, 4	151590	Indicator Assembly, Margin 6
129381	Grommet, Rubber 29	151515	Button, Push 3, 4	151594	Mount, Vibration 21
129502	Resistor (100 Ohm) 12	151516	Bracket 6	151595	Arm Assembly, Stop 6
129919	Fuse (4 Amp) 29	151519	Arm, Latch 3, 4	151596	Arm Assembly, Stop 7
136884	Cable W/Terminal 14	151521	Stud 5	151597**	Panel Assembly 4
139158	Connector, Receptacle (Duplex) 29	151522	Rail, Side Cradle 5	151598	Bushing 3
144600	Modification Kit 17	151523	Hub 3, 4	151599	Lever 3, 4
145047	Connector, Receptacle (3 Pt) 9	151524	Hinge, Cradle 5	151616	Screw, Self-Tapping (#2) 3, 29, 30
145077**	Cabinet 3	151525	Rail, Rear Cradle 5	151618	Screw (6-40 x 7/16 Fil) 23
145214	Bracket, Mounting 17	151526	Screw, Thumb (10-32) 3, 4	151626	Terminal 3, 5, 6, 11, 12, 13, 18, 19, 20, 27
145216	Bracket, Terminal 17	151527**	Bar, Cross 3, 4	151630	Screw (6-40 x 1/4 Hex) 3, 6 to 8, 11, 12, 16, 18, 21, 30
145217	Block, Mounting 17	151528	Spring, Torsion 6	151631	Screw (6-40 x 5/16 Hex) 8, 10, 12 to 15
145219	Cable Assembly 17	151529	Plate 5	151632	Screw (6-40 x 3/8 Hex) 17, 24
145220	Modification Kit 17	151530**	Hinge, Dome 3, 4	151637	Screw (4-40 x 1/4 Fil) 7, 9, 10
145253	Lamp, Neon 17	151531	Plate, Starter 5	151657	Screw (6-40 x 1/4 Fil) 3, 4, 11, 12, 13, 20, 23, 29
145254	Lens, Clear Indicator Light 3	151532**	Cover, Form Slot 4	151658	Screw (6-40 x 5/16 Fil) 5, 6, 23, 26
145256	Connector, Plug (3 Pt) 9	151533	Screw, Shoulder (10-32) 3, 4	151659	Screw (6-40 x 1/2 Fil) 8, 17
145277	Cable Assembly 19	151534	Screw, Shoulder (10-32) 3, 4	151685	Screw (4-40 x 5/16 Fil) 2, 3, 6, 7, 9, 10, 29, 30
145278	Modification Kit 19	151536	Guide 3, 4	151686	Screw (4-40 x 3/8 Fil) 5
145721	Bracket, Mounting 17	151537	Copyholder 6	151691	Screw (10-32 x 3/8 Fil) 11
150040	Screw (6-40 x 5/8 Fil) 3 4, 5, 17, 24	151538	Spring, Torsion 3, 4	151692	Screw (6-40 x 3/16 Fil) 3, 4
150361	Spacer 14	151540	Lampholder 5, 6, 8, 11, 12, 13, 15, 16, 18	151718	Socket, Lamp 5
150710	Screw (6-40 x 1-1/4 Fil) 12	151541	Shaft W/Fork 3, 4	151722	Screw (6-40 x 3/16 Hex) 5
150966	Insulator (1-4) 11, 12, 13	151542	Stud 3, 4	151723	Screw (10-32 x 3/8 Hex) 3, 4, 5, 12
151152	Screw (4-40 x 3/16 Hex) 19	151544	Shield 5	151724	Screw (10-32 x 5/8 Hex) 11, 14
151229	Washer, Flat 20	151545	Guide, Paper 3, 4	151726	Bumper, Rubber 3
151335	Stud 3, 12, 13, 29, 30	151547	Spring, Torsion 6	151727**	Extension, Hinge 3, 4
151346	Screw (6-40 x 3/8 Fil) 5, 8, 29, 30	151548	Spring 6	151819	Jumper (3" Black) 3
151411	Block, Terminal 30	151549	Post 5	151827	Strap, Terminal 11
151415	Block, Terminal 11, 12, 13	151550	Cable Assembly 5	151939	Grommet, Rubber 29
151412	Insulator (1-9) 30	151551	Copyright Assembly 5	151955	Guide, Cable 5
151416	Nut (6-40 Hex) 11, 12, 13, 17, 30	151553	Foot 3	151956	Guide, Cable 3, 4
151435	Insulator (1-30) 3	151555	Foot, Mounting 5, 6, 29, 30	151982	Lamp, Incandescent (6V) 6, 11, 12, 16
151436	Cover 3	151556	Knob 3, 4		
151442	Screw (6-40 x 1/2 Hex) 5	151558	Nut, Speed 3, 4, 8, 15		
151500**	Cabinet 3	151559	Spring 3, 4		
151503**	Door 3, 4	151560	Bell Assembly, Remote 5		
151504	Gasket 3, 4	151562	Lamp, 115V Incandescent 6		
151505	Gasket 3, 4	151564	Bracket 5		
151506	Latch 3, 4	151565	Bushing, Shoulder 5		
		151567	Armature W/Clapper 5		
		151569	Strap 5		
		151571	Cable W/Terminals 5		
		151572	Washer, Lock 5		
		151573**	Panel 4		

**Refer to Page 1 for Finish Suffix

NUMERICAL INDEX (Continued)

Part Number	Description and Page Number	Part Number	Description and Page Number	Part Number	Description and Page Number
151983	Shield 6	153130**	Copyholder 7,9	154756	Modification Kit 19
151988	Modification Kit 27	153388	Stud 3, 4, 11	154777	Modification Kit 13
151989	Suppressor, Electrical Noise 27	153400	Lamp, 60V Incandescent 6, 8, 11, 13, 14, 15, 17, 18	154793	Modification Kit 21
152056	Guide, Cable 3	153442	Screw (10-32 x 1/2 Hex) 3 to 6, 11, 12, 13, 28	154868	Plate 24
152300**	Modification Kit 26	153455	Resistor (600 Ohm) 18	154869**	Bracket 7
152309	Copyright Assembly 6	153459	Block, Terminal 3, 4, 8, 16, 29	154874	Connector, Plug (2 Pt) 15
152310	Modification Kit 6	153465	Nut (6-32 Hex) 16	155045	Switch, Toggle (SP-DT) 6, 11, 12, 13
152319	Modification Kit 16	153466	Cover 3, 4, 16	155063	Pad 13, 14
152349**	Modification Kit 23	153467	Insulator 16	155083	Lens, Red Indicator Light 3, 4, 8, 15
152426	Nut, Self-Locking (6-40 Hex) 23	153468	Insulator, Left (1-20) 3, 4, 16	155085**	Bracket 7
152465	Connector, Receptacle (20 Pt) 9	153469	Strip, Right 16	155086	Pad, Rubber 7
152466	Connector, Receptacle (20 Pt) 8, 9	153470	Insulator, Right (21-40) 3, 4, 16	155087	Screw (1/4-20 x 7/16 Rd) 7
152767**	Dome 3, 4	153471	Strip, Left 16	155088**	Holder 26
152768	Window, Glass 5	153474	Cable Assembly 6	155547	Bracket, Left 22
152797**	Plate 4	153484	Screw (6-32 Spl) 3, 4, 8, 16, 29	155548	Bracket, Right 22
152848	Screw (1/4-20 x 3/4 Rd) 9, 10, 22, 26	153486	Bracket 6	155563	Plate, Mounting 14
152882	Arm, Left Counterbalance 3, 4	153487	Cable Assembly 6, 18	155597	Lens, Yellow Indicator Light 3, 16
152883	Arm, Right Counterbalance 3, 4	153488**	Cabinet 3	155614	Cover 8
152884	Screw (12-24 x 1 Hex) 3, 4	153537	Screw (6-40 x 9/32 Hex) 7, 9, 10	155723	Screw (4-48 x 1/2 Fil) 8
152899**	Holder 26	153540**	Cabinet 4	155750	Sleeve, Insulating (3/32 ID x 1/2" Lg) 9, 19
152902	Modification Kit 15	153541	Cover 4	155751	Sleeve, Insulating (1/8 ID x 1" Lg) 9, 13, 14
152910**	Modification Kit 26	153622	Jumper (5" Purple) 14	155752	Sleeve, Insulating (5/64 ID x 1/2" Lg) 9
153017	Nut, Speed 22	153830	Guide, Rear 26	155753	Sleeve, Insulating (1/8 ID x 1/2" Lg) 9
153020	Guide, Line 5, 6	153833	Bracket, Guide 26	155754	Sleeve, Insulating (1/16 ID x 1/2" Lg) 9
153021	Spring, Torsion 5, 6, 7, 9, 10	153834**	Shelf, Paper 23	155755	Sleeve, Insulating (11/64 ID x 5/8" Lg) 9
153022	Bushing 5, 6, 7, 9, 10	153835**	Plate, Deflector 23	155766	Clamp, Cable 8
153023	Handle 5, 6, 7, 9, 10, 29, 30	153836**	Bracket, Backstop 23	155846	Bushing, Adapter 21
153024	Shaft 6	153837**	Shelf, Paper Box 23	155858	Resistor (700 Ohm) 13, 14
153027	Post 6	153842	Clip, Paper Holder 23	155859	Screw (4-40 x 1/8 Pan Hd) 8, 9
153032	Bracket, Detent 3	153901**	Modification Kit 24	155860	Screw (4-40 x 3/8 Rd) 8, 9
153033	Arm, Detent 3	153920	Modification Kit 8	155861	Washer, Lock 8, 9
153034	Shaft Assembly 3	153926	Modification Kit 26	155862	Spring 3, 4
153035**	Panel 3	154308	Pad 3, 4	155899	Nut (12-24 Spl) 3, 4
153036	Shaft 3	154346	Plate, Instruction 29, 30	156740	Screw (6-40 x 7/32 Hex) 29
153037	Spring, Compression 3, 29, 30	154348	Plate, Instruction (ON-OFF) 3	156770	Plate, Identification (Teletype) 3, 4, 29
153039	Handle 3	154399	Plate, Identification (Bell) 3	156993	Nut, Speed 3, 4, 29
153042	Window, Plastic 5	154404	Tray, Copyholder 5, 6	157152	Modification Kit To Add Terminal Block Assembly 8
153043	Window, Glass 5	154409**	Plate 3, 4	157153	Bracket Assembly 8
153046	Copyholder Assembly 5	154437	Insulator (1-20) 29	157154	Insulator (41-80) 8
153047	Copyholder Assembly 7	154438	Insulator (21-40) 29	157155	Cover 8
153048	Stud, Wing Head 3	154446	Cover 29	157156	Cable Assembly 8
153099	Arm, Pivot 7, 9, 10	154651	Modification Kit 27	157157	Modification Kit To Add Busy Lamp 8
153100**	Cabinet 3	154655	Suppressor, Electrical Noise 27	157158	Cable Assembly 8
153104**	Bracket 7, 9	154695**	Bracket 24	157159	Plate 8, 15
153106**	Plate, Bearing 7, 9	154697	Grommet, Rubber 24		
153107	Arm 7, 9, 10	154741	Modification Kit 8		
153113	Guide, Line 7, 9, 10	154754**	Modification Kit 21		
153126	Plate, Nut 7, 9, 10				

**Refer to Page 1 for Finish Suffix

NUMERICAL INDEX (Continued)

Part Number	Description and Page Number	Part Number	Description and Page Number	Part Number	Description and Page Number
157160	Cable Assembly 15	160283	Bracket 22	176669	Lever 20
157260	Cable Assembly 8	160394	Lens, Indicator Light 16	176670	Lever 20
157278	Cable Assembly 11, 12	160461	Bracket 8	176671	Insulator 20
157280	Cable Assembly 12	161306	Modification Kit To Provide Copyholder with a Formed Line Guide Shaft 5, 6	176708	Bracket 20
157281	Transformer Assembly 12			176711	Spring, Torsion 20
157282	Bracket 12			176712	Spring, Torsion 20
157393	Grommet, Rubber 8			176714	Modification Kit 20
157399	Connector, Receptacle (35 Pt) 8	161708	Latch, Magnetic 29,30	176786	Cable Assembly 20
157532	Modification Kit To Add Terminal Board and Cable Assembly 8	161750	Bracket 8	178191**	Table W/Pads 29
157878	Screw (1/2-13 x 5/8 Hex) 21	162370	Cable 8	178199**	Panel 29
157879	Bracket 21	162590	Shaft 5	178387	Modification Kit 28
157880	Bracket 21	162628	Shaft W/Fork 3, 4	178389	Power Unit 28
157881	Plate 21	163161	Connector, Plug (20 Pt) 9	178390	Bar 28
157882**	Cover 21	163796**	Modification Kit 24	178391	Cable 28
157883**	Cover 21	164024**	Modification Kit 9	178392	Plug, Outlet 28
157980	Extension 19	164025**	Bracket 7, 9	178729	Plate, Tear 18
157981	Bracket 19	164028**	Copyholder 7, 9	178892**	Copyholder 10
157982	Lever 19	164235**	Bracket 24	178893**	Plate 10
157984	Screw, Shoulder (4-40) 19	164362	Modification Kit 6	178894**	Bracket 10
157985	Cable Assembly 19	164383**	Shelf 24	178895	Shaft 10
157992	Bracket 8	164553	Shaft 29, 30	178897**	Modification Kit 10
157993	Bracket 8	164562	Slide, Left 30	178900**	Cabinet 3
157999	Bracket 11	164563	Slide, Right 30	178914**	Plate, Bearing 10
158250	Block, Terminal 17	164751	Box, Junction 29	178939	Pad, Left Side 29
158252	Insulator (1-6) 17	164752	Plate, Cover 29	178940	Pad, Right Side 29
158492	Cable Assembly 13	165168	Key 17	178941	Pad, Shelf 29
158493	Cable Assembly 13	165668	Modification Kit 11	178942	Pad, Left Side 29
158494	Bracket 13	173097**	Modification Kit 25	178943	Pad, Right Side 29
159274	Cable Assembly 11	173206**	Bracket, Left Shelf 25	178944	Panel, Shelf 29
159275	Transformer Assembly 11	173207**	Shelf, Left 25	179276	Bracket, Fuse 29
159357	Modification Kit 11	173238	Modification Kit 18	179993	Screw, Shoulder (10-32) 6
159373	Modification Kit 22	173256	Cable Assembly 18	192286	Nut, Speed 11
159375	Modification Kit 14	173400**	Modification Kit 7	194431**	Tray 30
159390	Modification Kit 22	173861	Cart 30	194432**	Panel 30
160224	Modification Kit 16	173974	Screw (10-32 x 5/16 Hex) 17	194433**	Table 30
160225	Cable Assembly 16	174458	Modification Kit 18	195848	Bracket, Nylon 11
160282	Bracket 22	176667	Spacer 20	195979	Bracket, Copy Lamp 11
		176668	Bracket 20	306019	Bumper, Rubber 30

**Refer to Page 1 for Finish Suffix

28 SKINTIGHT COVER (LPC)

KSR/RO

PARTS

PAINT FINISH COLOR CODE CHART									
(for parts and assemblies requiring a paint finish)									
Color	Finish Suffixes				Color	Finish Suffixes			
	Wrinkle Finish	Smooth Finish	Textured Vinyl	Smooth Vinyl		Wrinkle Finish	Smooth Finish	Textured Vinyl	Smooth Vinyl
Black	AA (37)	BB			Brussels Light Blue		EC		
Dark Brown	AD (38)				Medium Blue		ES		
Gray Green	AB (40)	BK	GA (45)		Cherry Red		EF		
Charcoal Gray	AL	BZ		HA	Pastel Yellow		EG		
Dark Gray			GB		White		EH		
Light Gray		EJ		HB (68)	Ivory		EM		
Beige Gray			GC		Beige		ET		
Light Beige		EL		HC	Rose Beige		ER		
Moss Green		EN		HD	Rose Pink		EU		
Eye Rest Green		EA			Dark Covert Gray				HE
Turquoise		EV			Light Olive Gray		EW	GE	HF (46)
Aqua Blue		EK			Fawn				HG

The double asterisk (**) denotes a painted part. Suffix to be applied following the part number. Number in parenthesis indicate Bell System code.

FIGURE	CONTENTS	Page
1	Send-Receive Skintight Cover (Rack Mounted)	3
2	Send-Receive Skintight Cover (Rack Mounted)	4
3	Send-Receive or Receive-Only Skintight Cover	5
4	Send-Receive or Receive Only Skintight Cover (Continued)	6
5	Cable Components	7
6	Base Plate and Electrical Service Unit Cover	8
7	Variable Features for Send-Receive Skintight Cover	9
8	164345** Modification Kit to Provide Auxiliary Terminal Blocks	10
9	195598 (3-1/4" to 5-1/2") and 195599 (5-1/4" to 8-1/2") Modification Kits to Provide Adjustable Stripper Form Guide	11
10	194321 Modification Kit to Provide a Rear Paper Guide on Units Equipped with an Electrical Service Unit Cover	12
	Numerical Index	13

**See chart on page 1 for color suffix

FIGURE 1. SEND-RECEIVE SKINTIGHT COVER (RACK MOUNTED)

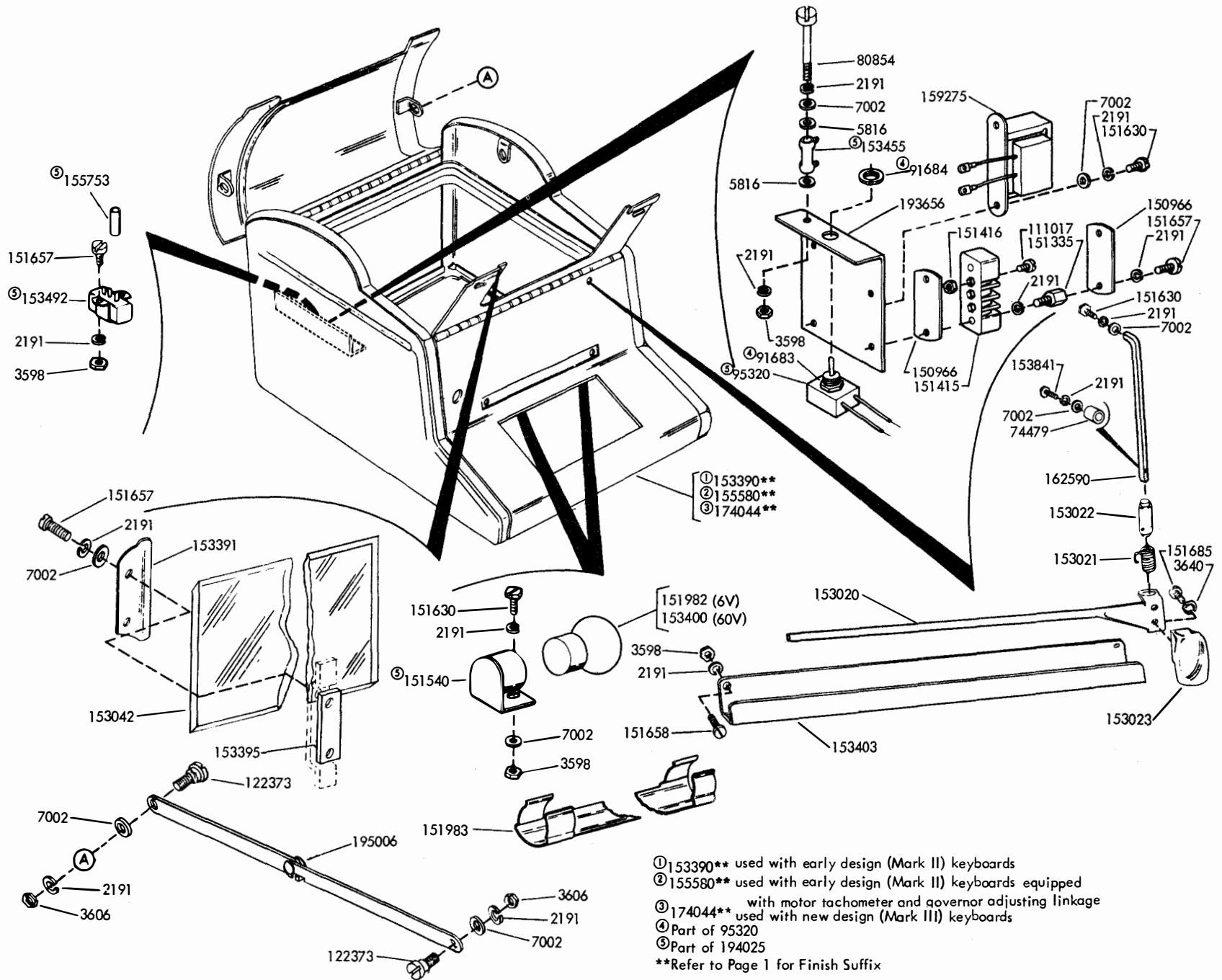
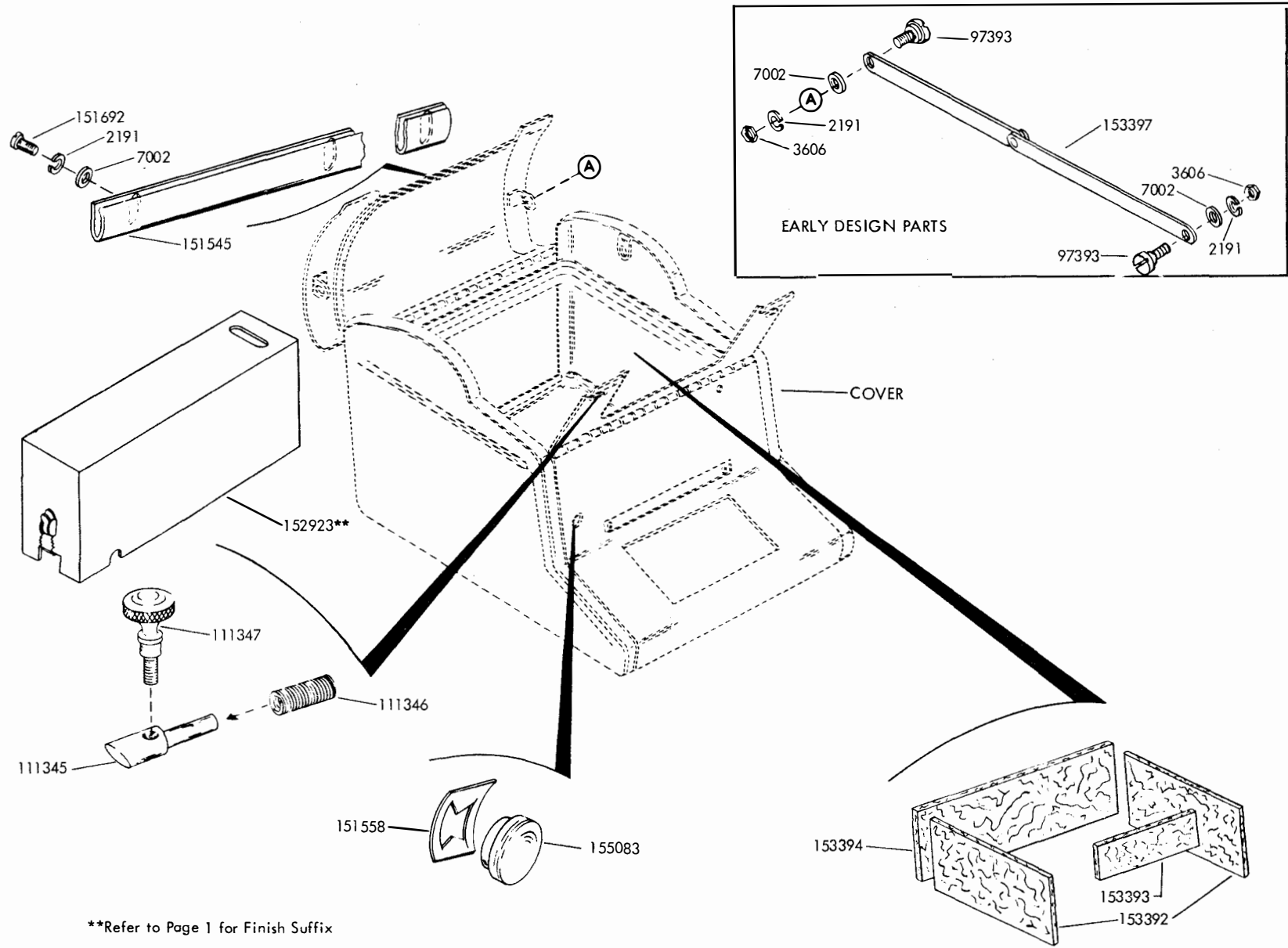


FIGURE 2. SEND-RECEIVE SKINIGHT COVER (RACK MOUNTED)



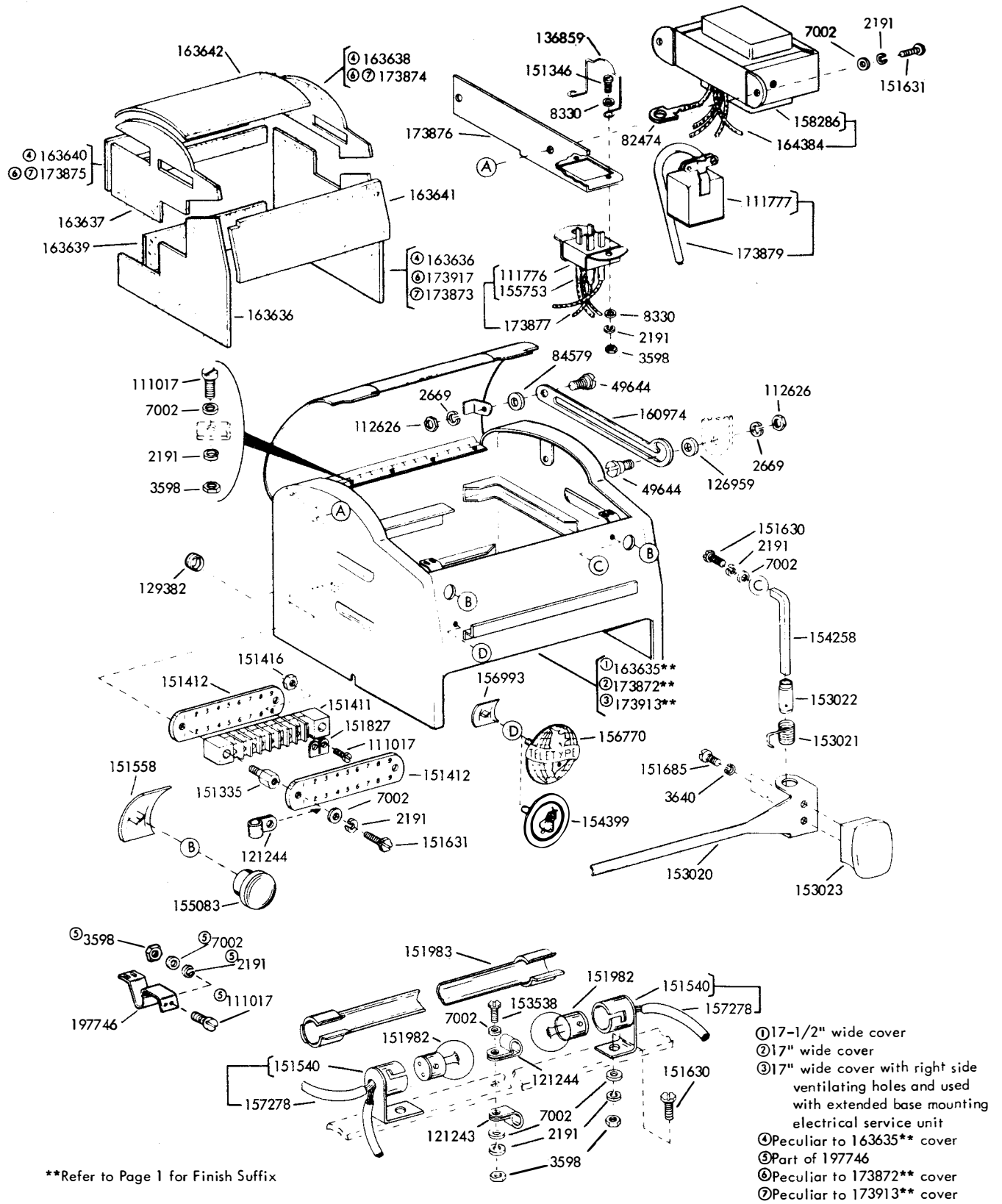


FIGURE 3. SEND-RECEIVE OR RECEIVE-ONLY SKINTIGHT COVER

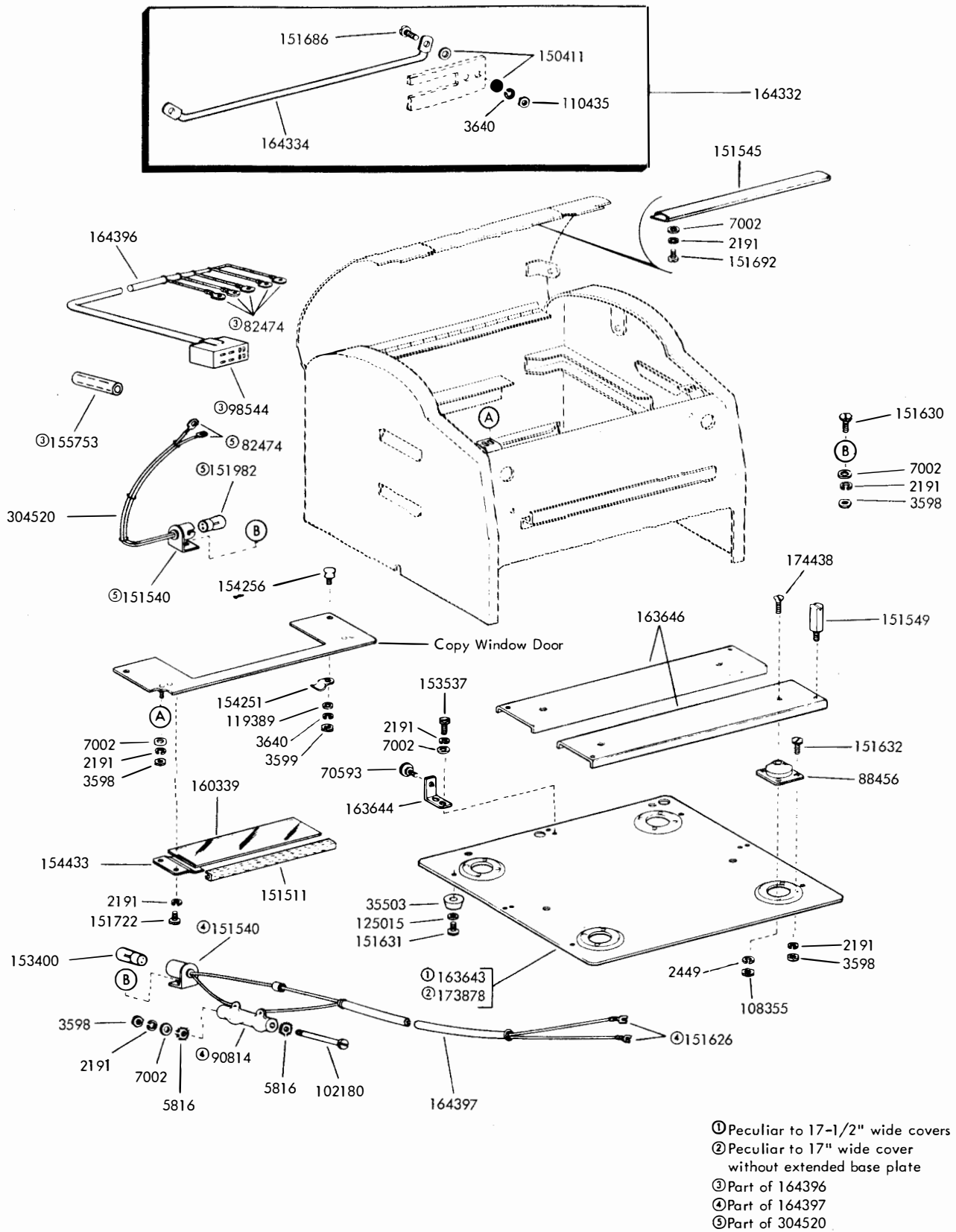


FIGURE 4. SEND-RECEIVE OR RECEIVE-ONLY SKINTIGHT COVER (Continued)

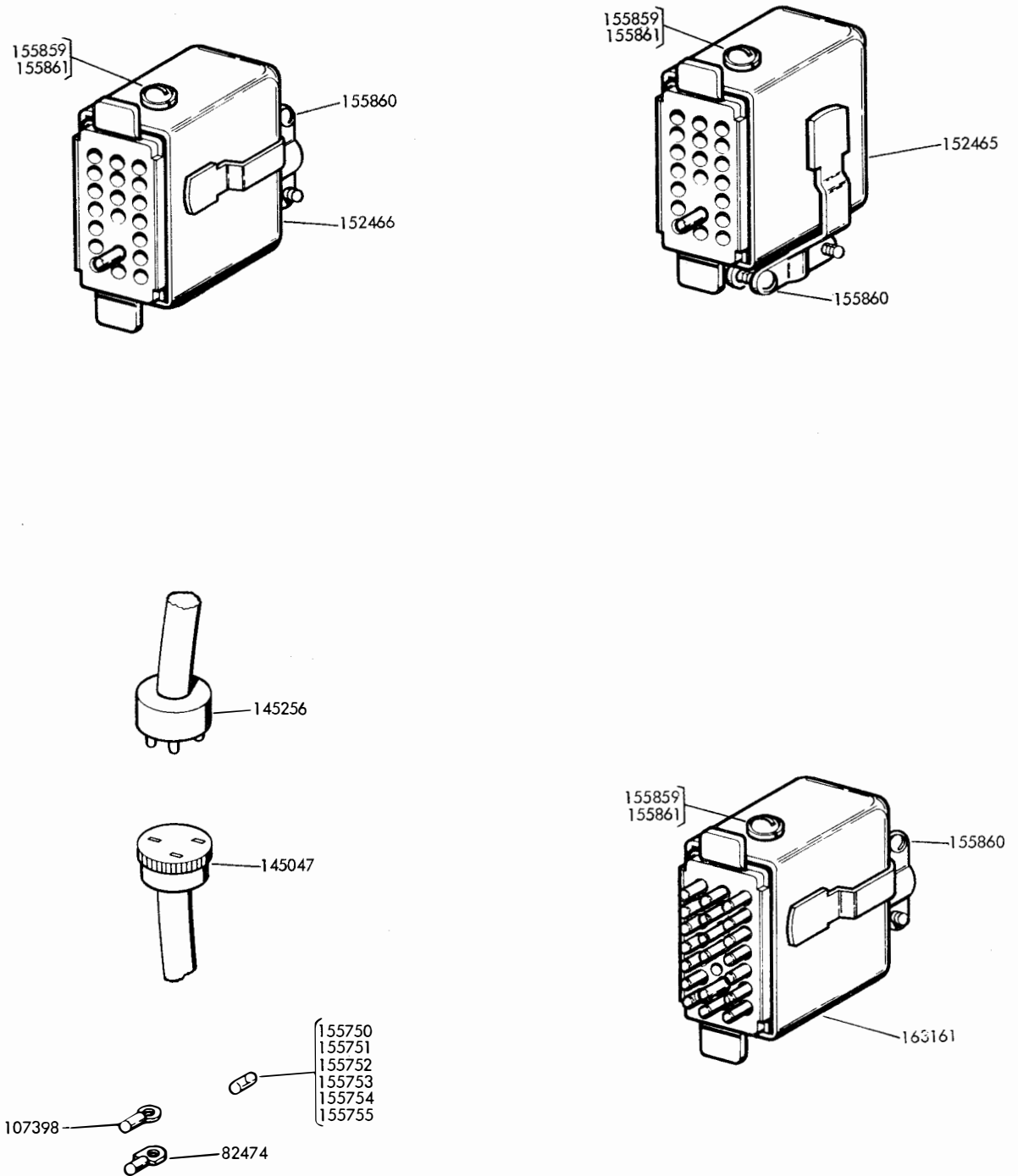
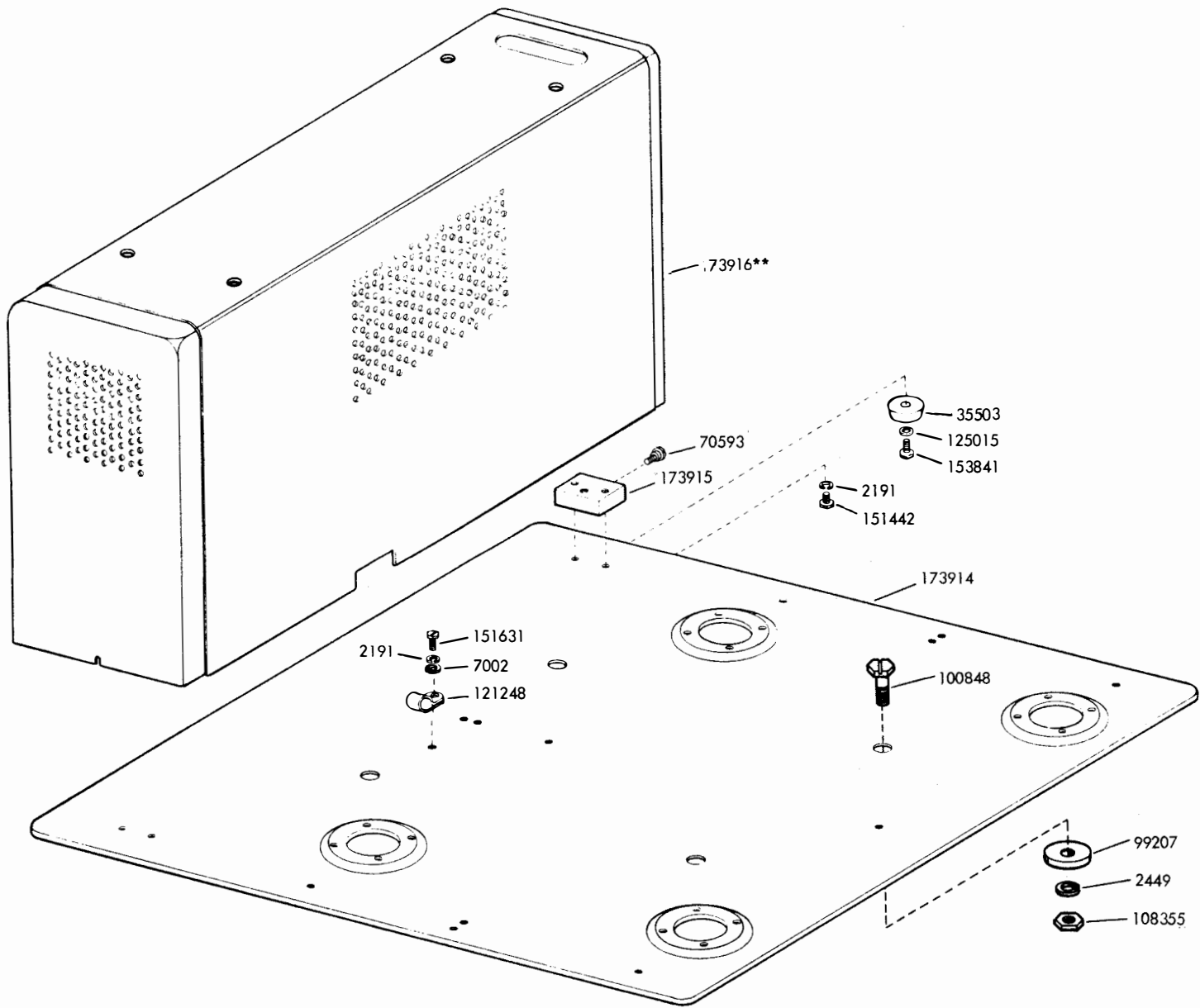
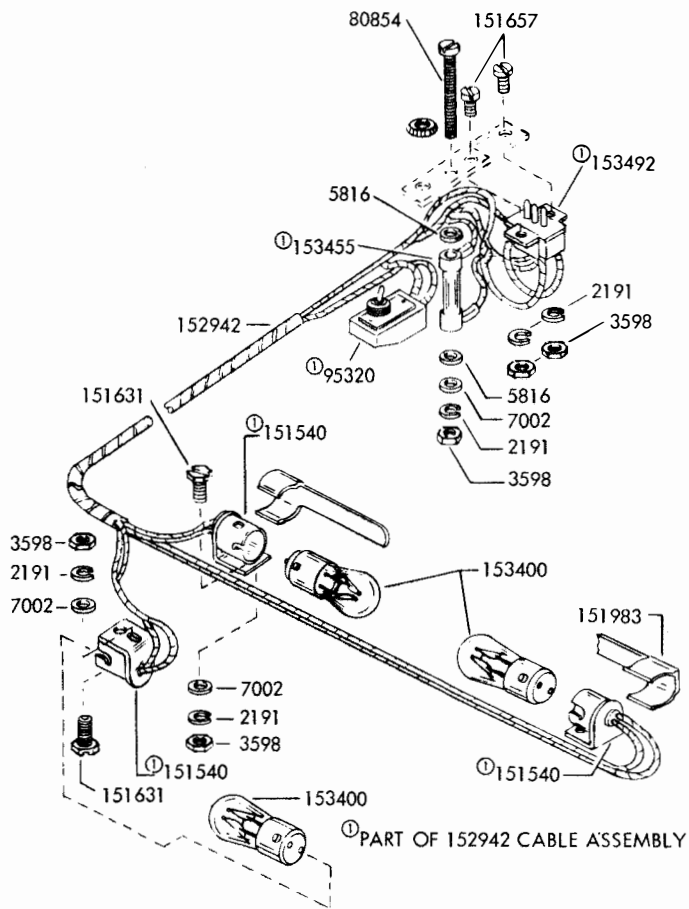


FIGURE 5. CABLE COMPONENTS

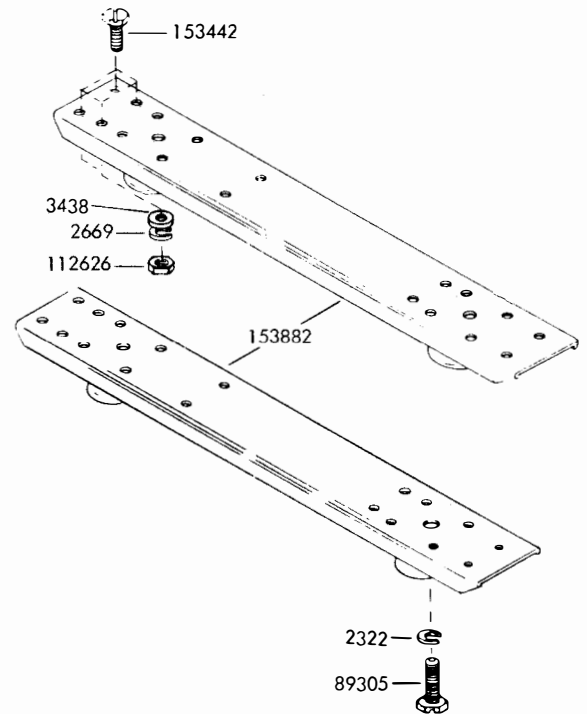


**Refer to Page 1 for Finish Suffix

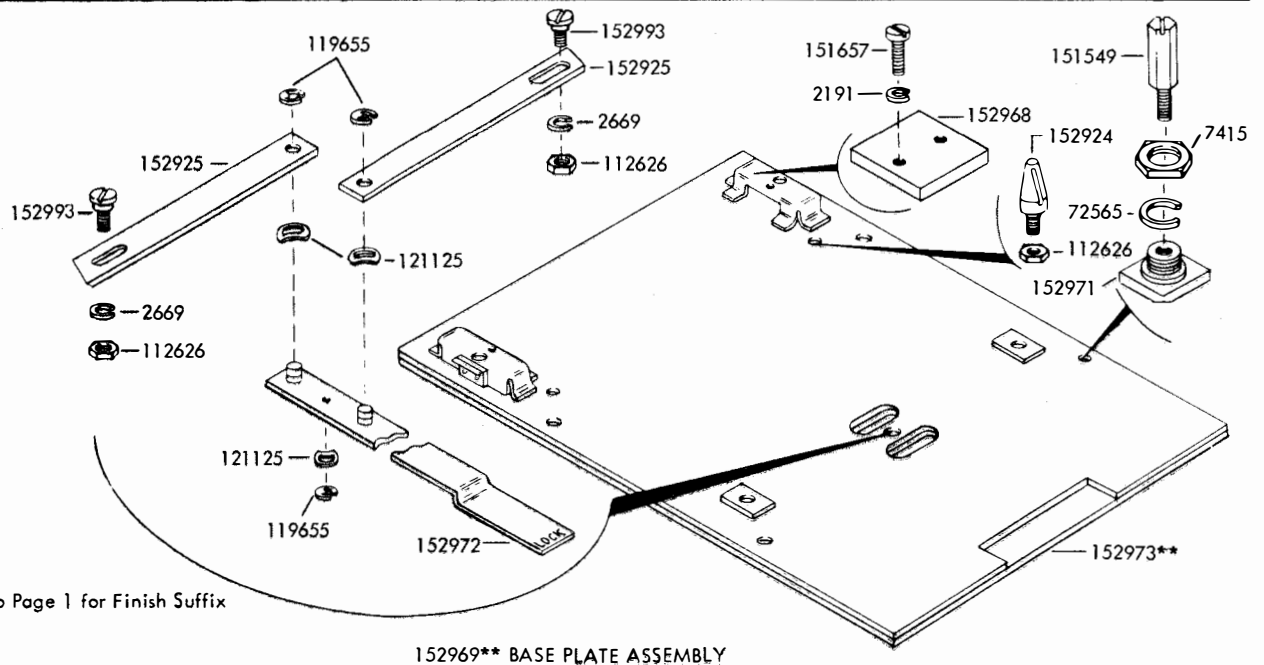
FIGURE 6. BASE PLATE AND ELECTRICAL SERVICE UNIT COVER



152314 MODIFICATION KIT TO PROVIDE COPY AND MARGIN LAMPS



152313 MODIFICATION KIT TO PROVIDE SHOCK MOUNTS



**Refer to Page 1 for Finish Suffix

152969** BASE PLATE ASSEMBLY

FIGURE 7. VARIABLE FEATURES FOR SEND-RECEIVE SKINTIGHT COVER

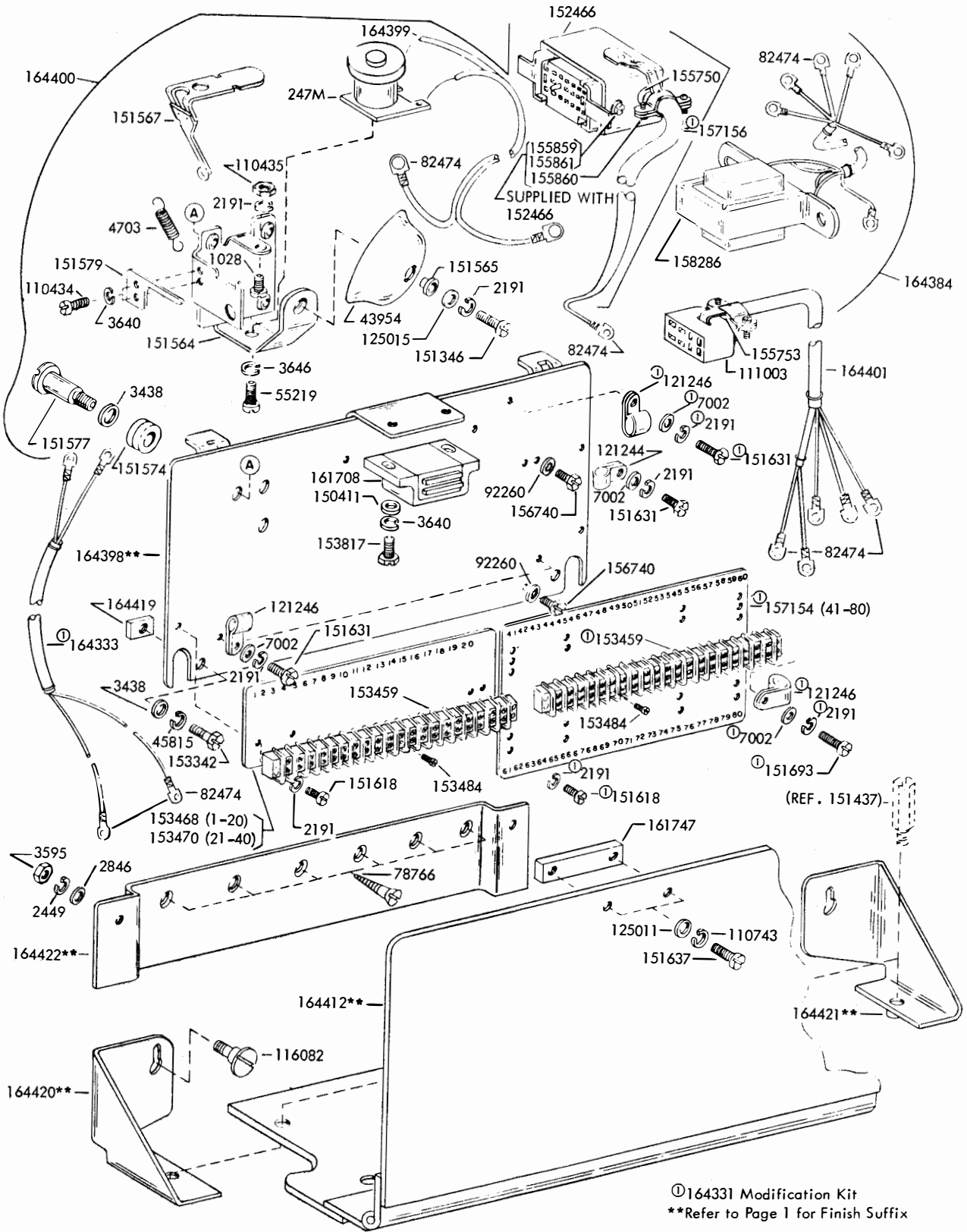


FIGURE 8. 164345** MODIFICATION KIT TO PROVIDE AUXILIARY TERMINAL BLOCKS

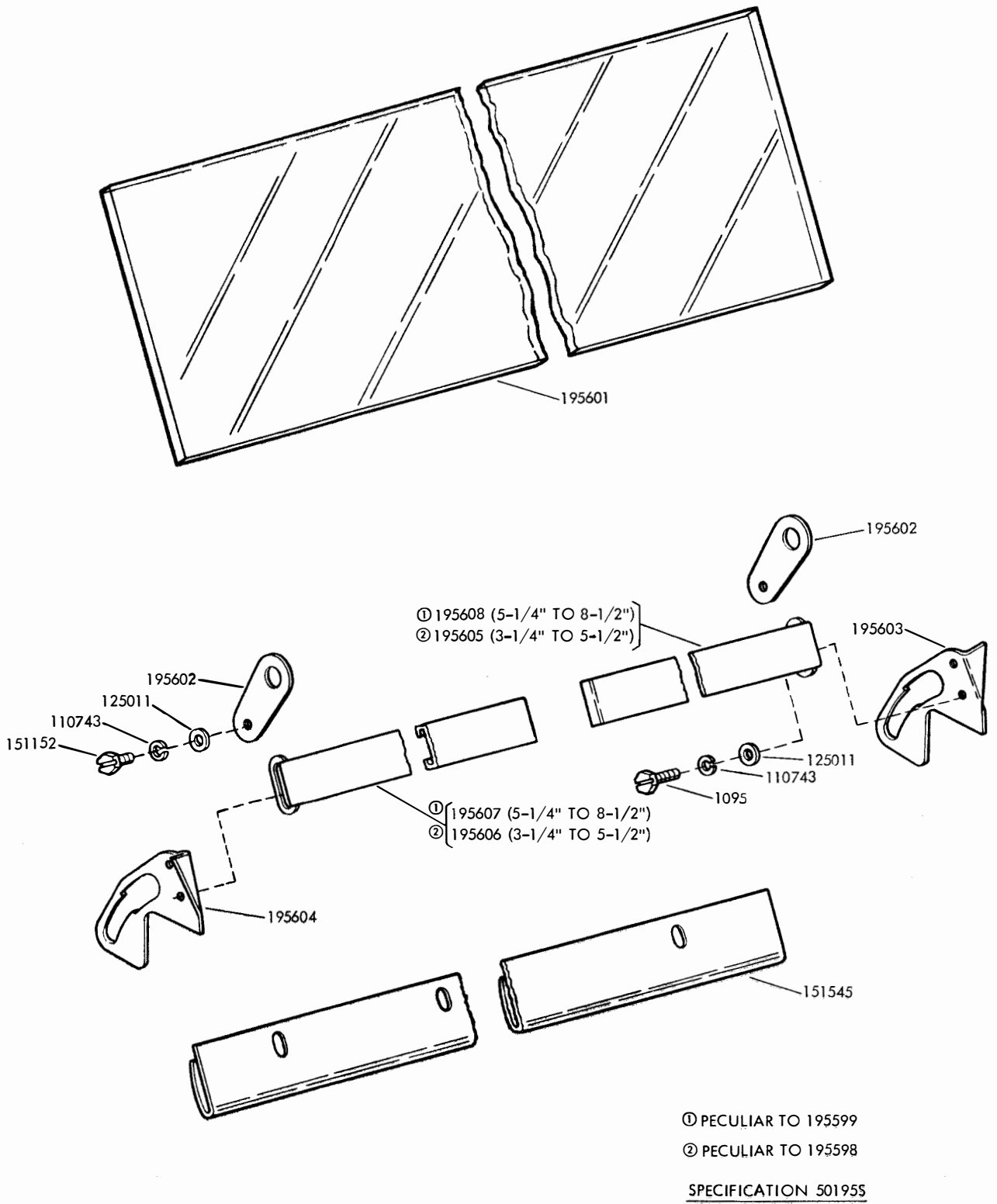
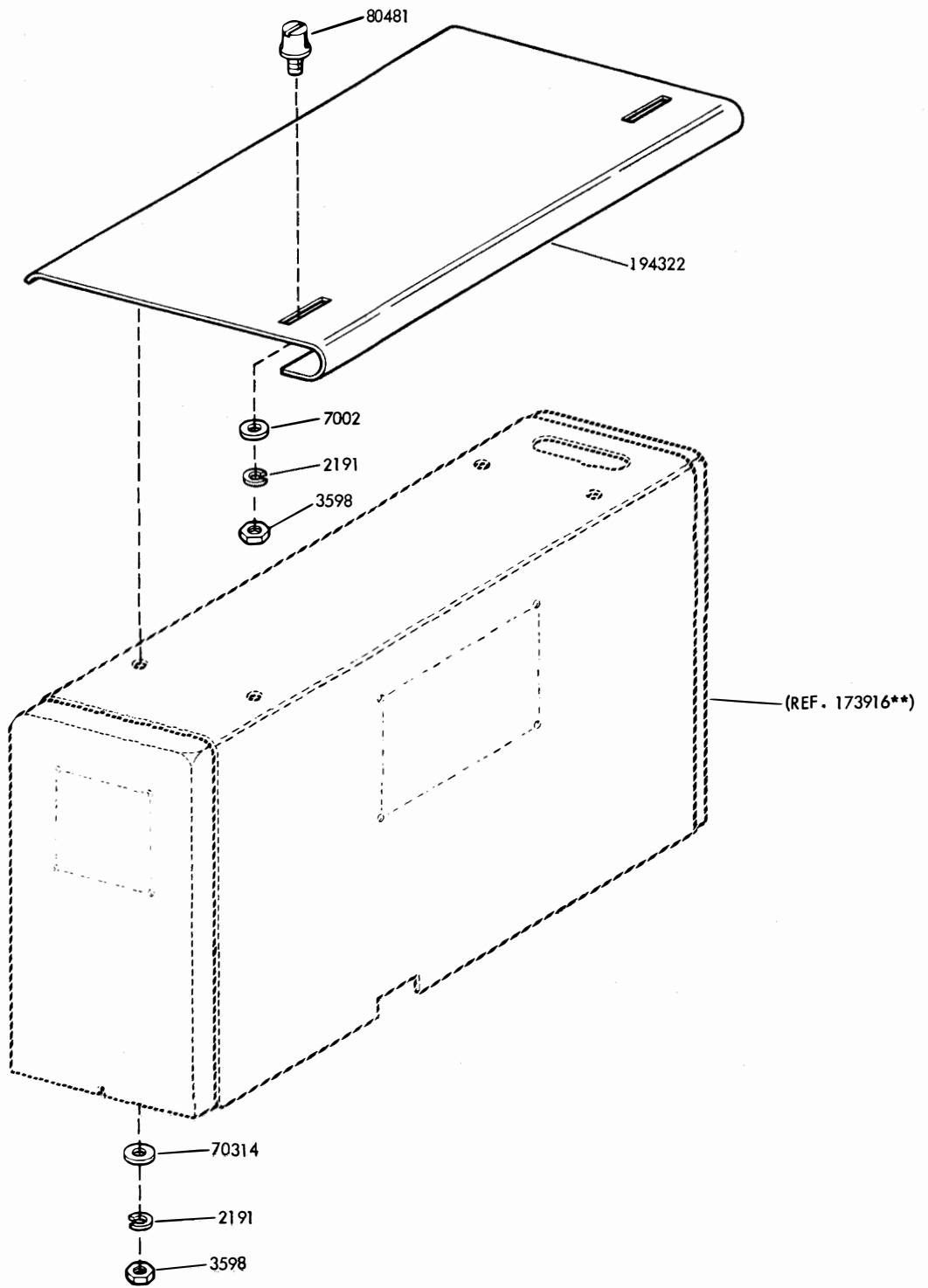


FIGURE 9. 195598 (3-1/4" to 5-1/2") and 195599 (5-1/4" to 8-1/2") MODIFICATION KITS TO PROVIDE ADJUSTABLE STRIPPER FORM GUIDE



Specification 501495

FIGURE 10. 194321 MODIFICATION KIT TO PROVIDE A REAR PAPER GUIDE ON UNITS EQUIPPED WITH AN ELECTRICAL SERVICE UNIT COVER

NUMERICAL INDEX

Part Number	Description and Page Number	Part Number	Description and Page Number	Part Number	Description and Page Number
247M	Coil, Magnet 10	125011	Washer, Flat 10, 11	153391	Plate, Clamp 3
1028	Screw (4-40 x 1/4 Fil) 10	125015	Washer, Flat 6, 8, 10	153392	Pad, Side 4
1095	Screw (4-40 x 5/32 Hex) 11	126959	Washer, Flat 5	153393	Pad, Front 4
2191	Washer, Lock 3 to 6, 8 to 10, 12	129382	Grommet, Rubber 5	153394	Pad, Rear 4
2322	Washer, Lock 9	136859	Holder 5	153395	Plate, Nut 3
2449	Washer, Lock 6, 8, 9, 10	145047	Connector, Receptacle (3 Pt) 7	153397	Arm, Cover 4
2669	Washer, Lock 5, 9	145256	Connector, Plug (3 Pt) 7	153400	Lamp, Incandescent (60 V) 3, 6, 9
2846	Washer, Flat 10	150411	Washer, Flat 6, 10	153403	Tray 3
3438	Washer, Flat 9, 10	150966	Insulator (1-4) 3	153442	Screw (10-32 x 1/2 Hex) 9
3595	Nut (1/4-32 Hex) 10	151152	Screw (4-40 x 3/16 Hex) 11	153455	Resistor (600 Ohm) 3, 9
3598	Nut (6-40 Hex) 3, 5, 6, 9, 12	151335	Stud 3, 5	153459	Block, Terminal 10
3599	Nut (4-40 Hex) 6	151346	Screw (6-40 x 3/8 Fil) 5, 10	153468	Insulator (1-20) 10
3606	Nut (6-40 Hex) 3, 4	151411	Block, Terminal 5	153470	Insulator (21-40) 10
3640	Washer, Lock 3, 5, 6, 10	151412	Insulator (1-9) 5	153484	Screw (6-32 Spl) 10
3646	Washer, Lock 10	151415	Block, Terminal 3	153492	Connector, Plug (3 Pt) 3, 9
4703	Spring 10	151416	Nut (6-40 Hex) 3, 5	153537	Screw (6-40 x 9/32 Hex) 6
5816	Washer, Insulating 3, 6, 9	151442	Screw (6-40 x 1/2 Hex) 8	153538	Gasket 6
7002	Washer, Flat 3 to 6, 8, 9, 10, 12	151511	Gasket 6	153817	Screw (4-40 x 3/8 Hex) 10
7415	Nut (1/2-32 Hex) 9	151540	Lampholder 3, 5, 6, 9	153841	Screw (6-40 x 9/16 Hex) 3, 8
8330	Washer, Flat 5	151545	Guide, Paper 4, 6, 11	153882	Mount, Vibration 9
35503	Foot, Rubber 6, 8	151549	Post 6, 9	154251	Latch 6
43954	Bell 10	151558	Nut, Speed 4, 5	154256	Screw, Thumb (4-40) 6
45815	Washer, Lock 10	151564	Bracket 10	154258	Shaft 5
49644	Screw, Shoulder (10-32) 5	151565	Bushing, Shoulder 10	154399	Plate, Identification (Bell) 5
55219	Screw (8-32 x 3/8 Fil) 10	151567	Armature W/Clapper 10	154433	Clamp 6
70314	Washer, Flat 12	151574	Grommet, Rubber 10	155083	Lens, Red Indicator Light 4, 5
70593	Screw, Thumb (6-40) 6, 8	151577	Screw, Shoulder (6-40) 10	155580**	Cover 3
72565	Washer, Lock 9	151579	Plate, Retaining 10	155750	Sleeve, Insulating (3/32 ID x 1/2" Lg) 7, 10
74479	Bushing 3	151618	Screw (6-40 x 7/16 Fil) 10	155751	Sleeve, Insulating (1/8 ID x 1" Lg) 7
78766	Screw, Wood (#7 x 5/8) 10	151626	Terminal 6	155752	Sleeve, Insulating (5/64 ID x 1/2" Lg) 7
80481	Screw (6-40 Spl) 12	151630	Screw (6-40 x 1/4 Hex) 3, 5, 6	155753	Sleeve, Insulating (1/8 ID x 1/2" Lg) 3, 5, 6, 7, 10
80854	Screw (6-40 x 1-7/8 Fil) 3, 9	151631	Screw (6-40 x 5/16 Hex) 5, 6, 8, 9, 10	155754	Sleeve, Insulating (1/16 ID x 1/2" Lg) 7
82474	Terminal 5, 6, 7, 10	151632	Screw (6-40 x 3/8 Hex) 6	155755	Sleeve, Insulating (11/64 ID x 5/8" Lg) 6, 7
84579	Washer, Flat 5	151637	Screw (4-40 x 1/4 Fil) 10	155859	Screw (4-40 Spl) 7, 10
88456	Mount, Vibration 6	151657	Screw (6-40 x 1/4 Fil) 3, 9	155860	Screw (4-40 x 3/8 Rd) 7, 10
89305	Screw (1/4-20 x 3/4 Hex) 9	151658	Screw (6-40 x 5/16 Fil) 3	155861	Washer, Lock 7, 10
90814	Resistor (1000 Ohm) 6	151685	Screw (4-40 x 5/16 Fil) 3, 5	156740	Screw (6-40 x 7/32 Hex) 10
91683	Nut (15/32-32 Hex) 3	151686	Screw (4-40 x 3/8 Fil) 6	156770	Plate, Identification (Teletype) 5
91684	Nut (15/32-32 Hex) 3	151692	Screw (6-40 x 3/16 Fil) 4, 6	156993	Nut, Speed 5
92260	Washer, Lock 10	151693	Screw (6-40 x 9/16 Fil) 10	157154	Insulator (41-80) 10
95320	Switch, Toggle (SP-ST) 3, 9	151722	Screw (6-40 x 3/16 Hex) 6	157156	Cable Assembly 10
97393	Screw, Shoulder (6-40) 4	151827	Strap, Terminal 5	157278	Cable Assembly 5
98544	Connector, Plug (8 Pt) 6	151982	Lamp, Incandescent (6V) 3, 5, 6	158286	Transformer 5, 10
99207	Spacer 8	151983	Shield 3, 5, 9	159275	Transformer Assembly 3
100848	Screw (1/4-20 x 1 Hex) 8	152313	Modification Kit 9	160339	Window, Glass 6
102180	Screw (6-40 x 1-15/16 Fil) 6	152314	Modification Kit 9	160974	Arm, Stop 5
107398	Terminal 7	152465	Connector, Receptacle (20 Pt) 7	161708	Latch, Magnetic 10
108355	Nut (1/4-20 Hex) 6, 8	152466	Connector, Receptacle (20 Pt) 7, 10	161747	Plate, Nut 10
110435	Nut (4-40 Hex) 6, 10	152923**	Cover 4	162590	Shaft 3
110743	Washer, Lock 10, 11	152924	Stud 9	163161	Connector, Plug (20 Pt) 7
111003	Connector, Receptacle (8 Pt) 10	152925	Latch 9	163635**	Cover 5
111017	Screw (6-40 x 5/16 Fil) 3, 5	152942	Cable Assembly 9	163636	Pad, Lower Side 5
111345	Bolt 4	152968	Plate 9	163637	Pad, Upper Left Side 5
111346	Spring 4	152969**	Plate Assembly, Base 9	163638	Pad, Upper Right Side 5
111347	Screw, Thumb (6-40) 4	152971	Bushing 9	163639	Pad, Rear Bottom 5
111776	Connector, Plug (4 Pt) 5	152972	Handle W/Studs 9	163640	Pad, Rear Upper 5
111777	Connector, Receptacle (4 Pt) 5	152973**	Plate 9	163641	Pad, Front 5
112626	Nut (10-32 Hex) 5, 9	152993	Screw, Shoulder (10-32) 9	163642	Pad, Lid 5
116082	Screw, Shoulder (1/4-32) 10	153020	Guide, Line 3, 5	163643	Plate, Base 6
119389	Washer, Flat 6	153021	Spring, Torsion 3, 5	163644	Bracket 6
119655	Ring, Retaining 9	153022	Bushing 3, 5		
121125	Washer, Spring 9	153023	Handle 3, 5		
121243	Clamp, Cable (3/16" ID) 5	153042	Window, Plastic 3		
121244	Clamp, Cable (1/4" ID) 5, 10	153342	Screw (6-40 x 15/16 Hex) 10		
121246	Clamp, Cable (3/8" ID) 10	153390**	Cover 3		
121248	Clamp, Cable (1/2" ID) 8				
122373	Screw, Shoulder (6-40) 3				

**Refer to Page 1 for Finish Suffix

NUMERICAL INDEX (Continued)

Part Number	Description and Page Number	Part Number	Description and Page Number	Part Number	Description and Page Number
163646	Rail, Base 6	164419	Plate, Nut 10	174438	Screw (1/4-20 Spl) 6
164331	Modification Kit to Provide Terminal Blocks and Cables for Selective Calling 10	164420**	Bracket, Left Mounting 10	193656	Bracket, Mounting 3
164332	Modification Kit to Adapt a Cover to Accommodate Superfold Form Stationery 6	164421**	Bracket, Right Mounting 10	194025	Cable Assembly 3
164333	Cable 10	164422**	Bracket, Mounting 10	194321	Modification Kit 12
164334	Bar, Paper Guide 6	173872**	Cover 5	194322	Guide, Paper 12
164345**	Modification Kit 10	173873	Pad, Lower Right Side 5	195006	Arm, Stop 3
164384	Cable Assembly 5, 10	173874	Pad, Upper Right Side 5	195598	Modification Kit 11
164396	Cable Assembly 6	173875	Pad, Upper Rear 5	195599	Modification Kit 11
164397	Cable Assembly 6	173876	Bracket, Connector 5	195601	Window 11
164398**	Plate 10	173877	Cable Assembly 5	195602	Plate, Bearing 11
164399	Cable 10	173878	Plate, Base 6	195603	Arm, Right Stripper 11
164400	Bell Assembly, Signal 10	173879	Cable Assembly 5	195604	Arm, Left Stripper 11
164401	Cable Assembly 10	173913**	Cover 5	195605	Guide, Right Form 11
164412**	Cover 10	173914	Plate, Base 8	195606	Guide, Left Form 11
		173915	Block, Mounting 8	195607	Guide, Left Form 11
		173916**	Cover 8	195608	Guide, Right Form 11
		173917	Pad, Lower Right Side 5	197746	Hinge Assembly 5
		174044**	Cover 3	304520	Cable Assembly 6

**Refer to Page 1 for Finish Suffix

28 WALL MOUNTED CABINET (LPC)
 PARTS

FIGURE	CONTENTS	PAGE
1	Back Plate Assembly	2
2	Wall Mounted Cabinet	3
3	Copyholder Tray, Hood and Front Plate	4
	Numerical Index	5

PAINT FINISH COLOR CODE CHART (for parts and assemblies requiring a paint finish)									
Color	Finish Suffixes				Color	Finish Suffixes			
	Wrinkle Finish	Smooth Finish	Textured Vinyl	Smooth Vinyl		Wrinkle Finish	Smooth Finish	Textured Vinyl	Smooth Vinyl
Black	AA (37)	BB			Brussels Light Blue		EC		
Dark Brown	AD (38)				Medium Blue		ES		
Gray Green	AB (40)	BK	GA (45)		Cherry Red		EF		
Charcoal Gray	AL	BZ		HA	Pastel Yellow		EG		
Dark Gray			GB		White		EH		
Light Gray		EJ		HB (68)	Ivory		EM		
Beige Gray			GC		Beige		ET		
Light Beige		EL		HC	Rose Beige		ER		
Moss Green		EN		HD	Rose Pink		EU		
Eye Rest Green		EA			Dark Covert Gray				HE
Turquoise		EV			Light Olive Gray		EW	GE	HF (46)
Aqua Blue		EK			Fawn				HG

The double asterisk (**) denotes a painted part. Suffix to be applied following the part number. Number in parenthesis indicate Bell System code.

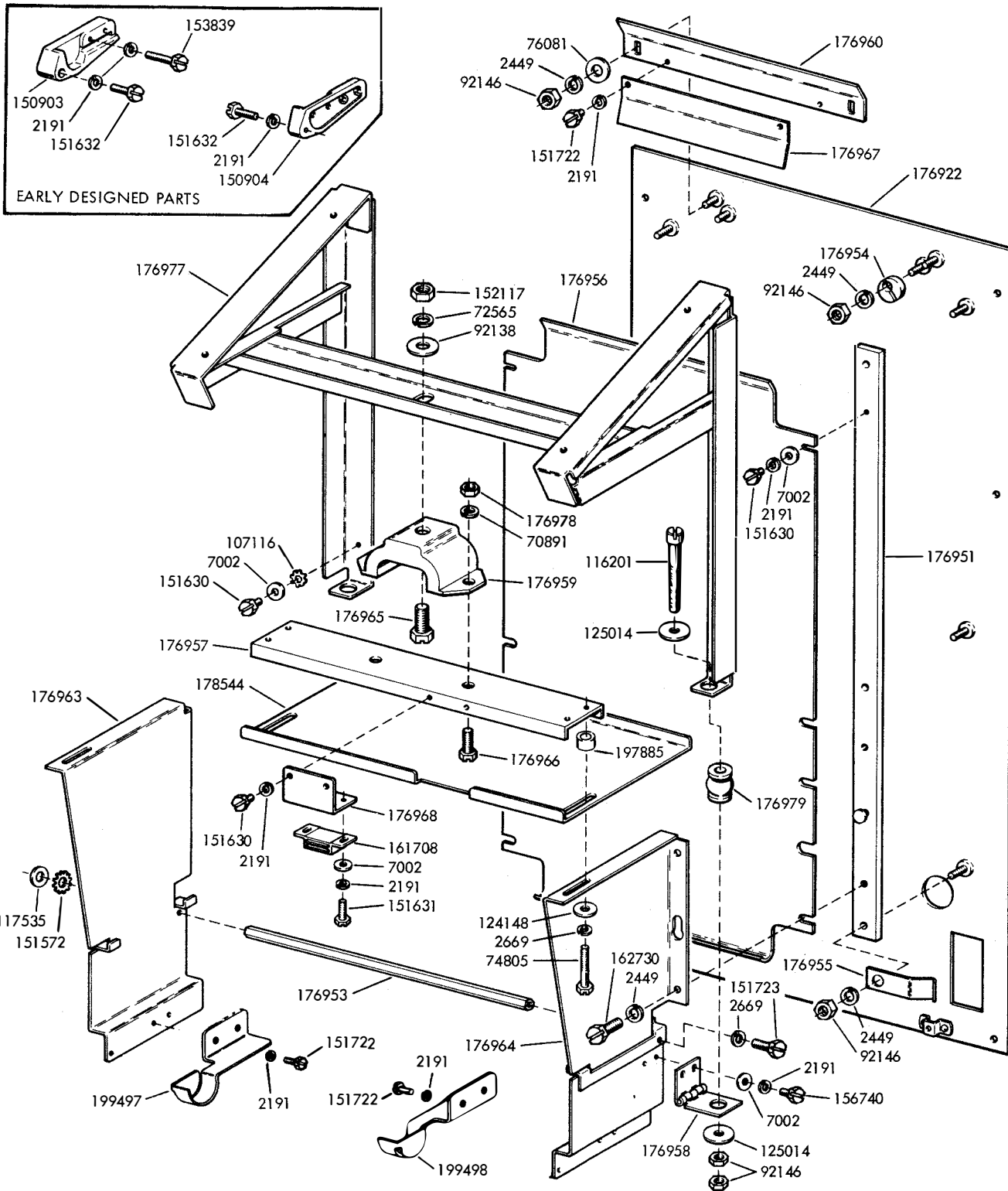
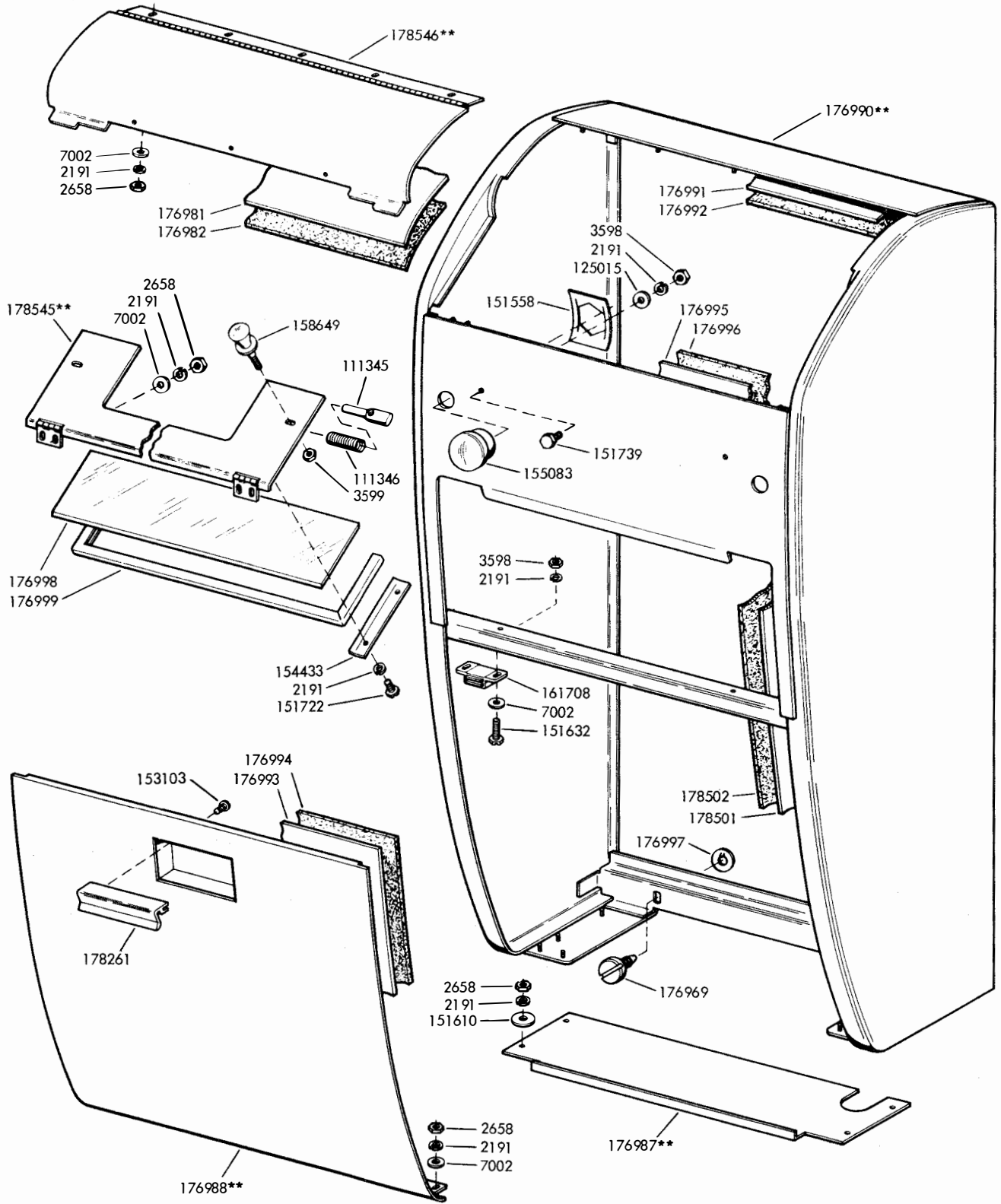
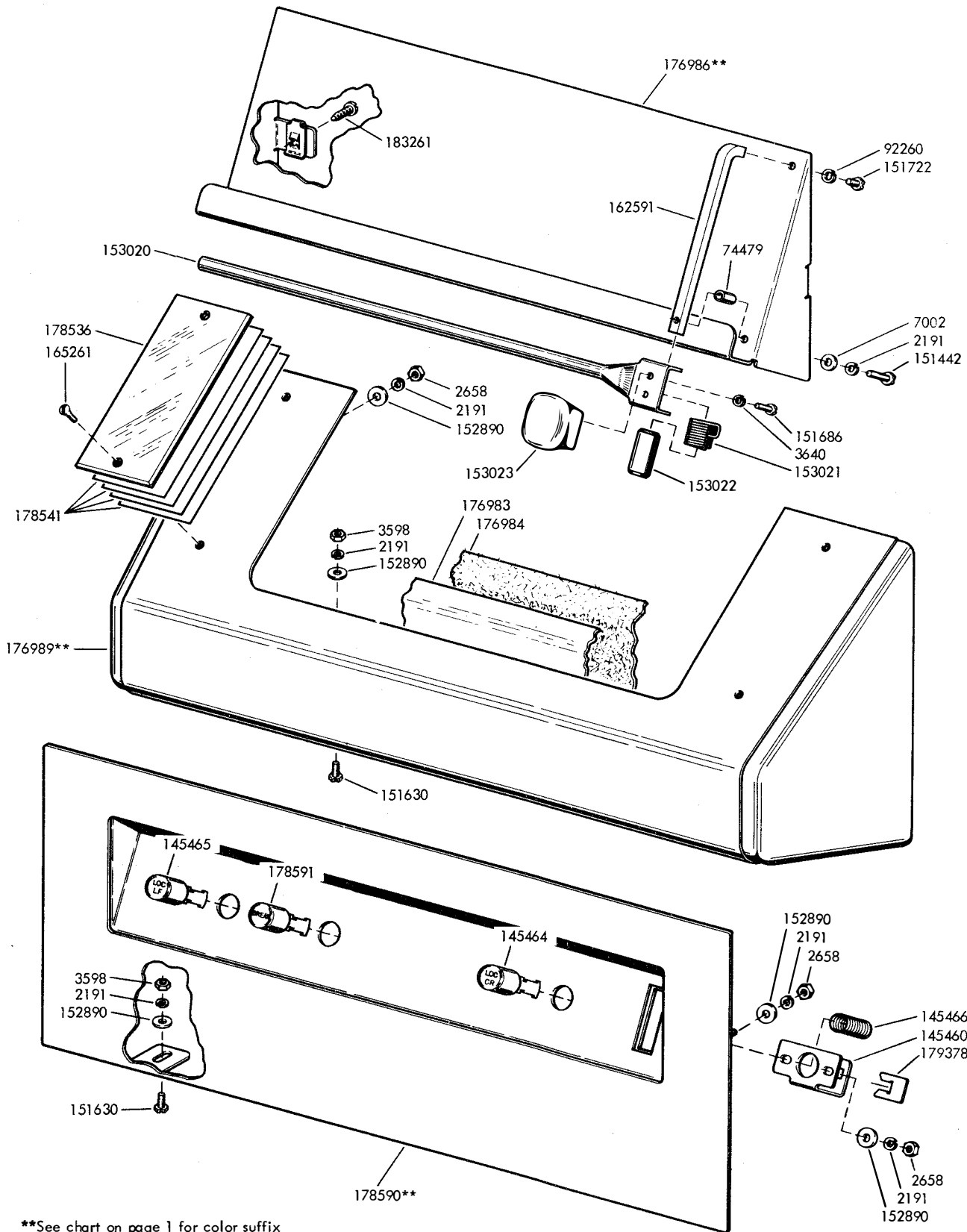


FIGURE 1. BACK PLATE ASSEMBLY



**See chart on page 1 for color suffix

FIGURE 2. WALL MOUNTED CABINET



**See chart on page 1 for color suffix


FIGURE 3. COPYHOLDER TRAY, HOOD AND FRONT PLATE

308

NUMERICAL INDEX

Part Number	Description and Page Number	Part Number	Description and Page Number	Part Number	Description and Page Number
2191	Washer, Lock 2, 3, 4	151632	Screw (6-40 x 3/8 Hex) 2, 3	176966	Screw (3/8-24 x 3/4 Hex) 2
2449	Washer, Lock 2	151686	Screw (4-40 x 3/8 Fil) 4	176967	Deflector, Paper 2
2658	Nut (6-32 Hex) 3, 4	151722	Screw (6-40 x 3/16 Hex) 2, 3, 4	176968	Bracket 2
2669	Washer, Lock 2	151723	Screw (10-32 x 3/8 Hex) 2	176969	Screw, Fastener 3
3598	Nut (6-40 Hex) 3, 4	151739	Screw (6-40 x 3/16 Hex) 3	176977	Frame 2
3599	Nut (4-40 Hex) 3	152117	Nut (1/2-13 Hex) 2	176978	Nut (3/8-24 Hex) 2
3640	Washer, Lock 4	152890	Washer, Flat 4	176979	Mount, Vibration 2
7002	Washer, Flat 2, 3, 4	153020	Guide, Line 4	176981	Pad, Dome 3
70891	Washer, Lock 2	153103	Screw, Self-Tapping (4-40) 3	176982	Pad, Dome 3
72565	Washer, Lock 2	153839	Screw (6-40 x 5/8 Hex) 2	176983	Pad, Hood 4
74479	Bushing 4	154433	Clamp 3	176984	Pad, Hood 4
74805	Screw (10-32 x 3/4 Hex) 2	155083	Lens, Indicator Light 3	176986**	Tray, Copyholder 4
76081	Washer, Flat 2	156740	Screw (6-40 x 7/32 Hex) 2	176987**	Plate, Bottom 3
92138	Washer, Flat 2	158649	Screw, Thumb (4-40) 3	176988**	Door 3
92146	Nut (1/4-20 Hex) 2	161708	Latch, Magnetic 2, 3	176989**	Hood 4
92260	Washer, Lock 4	162591	Shaft 4	176990**	Cover, Wall Mount 3
107116	Washer, Lock 2	162730	Screw (1/4-20 x 7/16 Hex) 2	176991	Pad, Dome 3
111345	Bolt 3	165261	Screw (4-40 x 3/8 Oval) 4	176992	Pad, Dome 3
111346	Spring 3	176922	Plate, Back 2	176993	Pad, Door 3
116201	Screw (1/4-20 x 1-1/2 Fil) 2	176951	Bar, Vertical Mounting 2	176994	Pad, Door 3
117535	Washer, Flat 2	176953	Bar 2	176995	Pad, Front 3
124148	Washer, Flat 2	176954	Eccentric 2	176996	Pad, Front 3
125014	Washer, Flat 2	176955	Clip, Spring 2	176997	Retainer 3
125015	Washer, Flat 3	176956	Chute, Paper 2	176998	Window, Glass 3
145460	Bracket 4	176957	Bar, Lower Support 2	176999	Gasket, Window 3
145464	Keylever Assembly (C.R.) 4	176958	Hinge 2	178261	Handle, Door 3
145465	Keylever Assembly (L.F.) 4	176959	Isolator 2	178501	Pad, Side 3
145466	Spring, Compression 4	176960	Bar, Cover Mounting 2	178502	Pad, Side 3
150903	Block, Left 2	176963	Plate, Left Side 2	178536	Window, Plastic 4
150904	Block, Right 2	176964	Plate, Right Side 2	178541	Label Set 4
151442	Screw (6-40 x 1/2 Hex) 4	176965	Screw (1/2-13 x 1" Hex) 2	178544	Tray, Oil 2
151558	Nut, Speed 3			178545**	Door, Window 3
151572	Washer, Lock 2			178546**	Dome, Front 3
151610	Washer, Flat 3			178590**	Plate, Front 4
151630	Screw (6-40 x 1/4 Hex) 2, 4			178591	Keylever Assembly 4
151631	Screw (6-40 x 5/16 Hex) 2			179378	Retainer, Keylever 4
				183261	Screw, Self-Tapping (#8) 4
				197885	Bushing 2
				199497	Block, Left 2
				199498	Block, Right 2

**See chart on page 1 for color suffix



28 APPARATUS CABINET (LBAC) FOR PAGE PRINTERS

PARTS

PAINT FINISH COLOR CODE CHART									
(for parts and assemblies requiring a paint finish)									
Color	Finish Suffixes				Color	Finish Suffixes			
	Wrinkle Finish	Smooth Finish	Textured Vinyl	Smooth Vinyl		Wrinkle Finish	Smooth Finish	Textured Vinyl	Smooth Vinyl
Black	AA (37)	BB			Brussels Light Blue		EC		
Dark Brown	*AD (38)				Medium Blue		ES		
Gray Green	AB (40)	BK	GA (45)		Cherry Red		EF		
Charcoal Gray	AL	BZ		HA	Pastel Yellow		EG		
Dark Gray			GB		White		EH		
Light Gray		EJ		HB (68)	Ivory		EM		
Beige Gray			GC		Beige		ET		
Light Beige		EL		HC	Rose Beige		ER		
Moss Green		EN		HD	Rose Pink		EU		
Eye Rest Green		EA			Dark Covert Gray				HE
Turquoise		EV			Light Olive Gray	EW		GE	HF (46)
Aqua Blue		EK			Fawn				HG

The double asterisk (**) denotes a painted part. Suffix to be applied following the part number. Number in parenthesis indicates Bell System code.

FIGURE	CONTENTS	PAGE
1	Cabinet Body	3
2	Cabinet Body	4
3	Channel Duct and Top Cover	5
4	Rear Doors	6
5	Channels	7
6	164088 Pan Assembly	8
7	Door Arm Mechanism	9
8	172700** Door Assembly	9
9	Slide Mechanism	10
10	Send-Receive Keyboard Cover	10
11	Covers	11
12	Slide Mechanisms	11
13	Top and Middle Covers	12
14	Bottom Cover	12
15	Control Panel	13
16	Keyboard Panel	13
17	Control Panel	14
18	Control Panel	15
19	Control Panel	16
20	Control Panel	17
21	Receive-Only Base Plate	18
22	Base Plate	19
23	Base Plate	20
24	Paper Winder Shelf for Send-Receive Base	21
25	Relay Rack Frame	22
26	Terminal Blocks and Cable Connectors	22
27	Mounting Rack	23
28	193535 Connector Panel Assembly	24
29	195394 Mounting Plate Assembly-Right	25
30	195395 Mounting Plate Assembly-Left	26
31	Electrical Service Panel	27
32	Electrical Service Panel	28
33	170573 Rectifier Assembly	29
34	193941** Modification Kit to Provide Ventilation for Universal Cabinets	30
35	195540 Modification Kit to Provide Static Eliminator to Neutralize Electrostatic Charge on Page Copy	31
36	145450 Modification Kit to Provide Key and Lamp Assembly	32
37	145010 Modification Kit to Provide Key and Lamp Assembly	32
38	145075 Modification Kit to Provide Key and Lamp Assembly	33
39	145017 Rectifier - 48 Volts D.C. Numerical Index	33 34

**Refer to page 1 for Finish Suffix

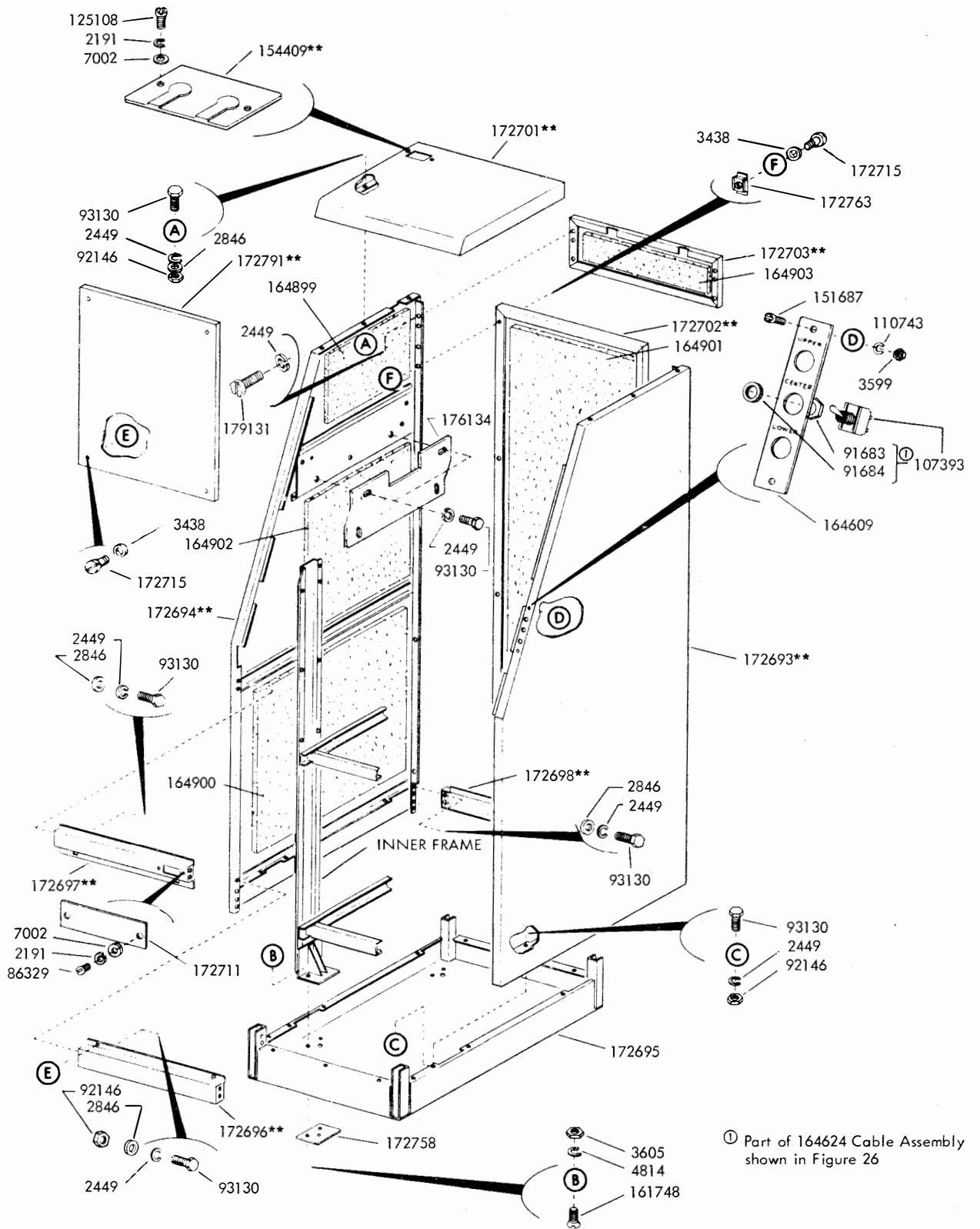
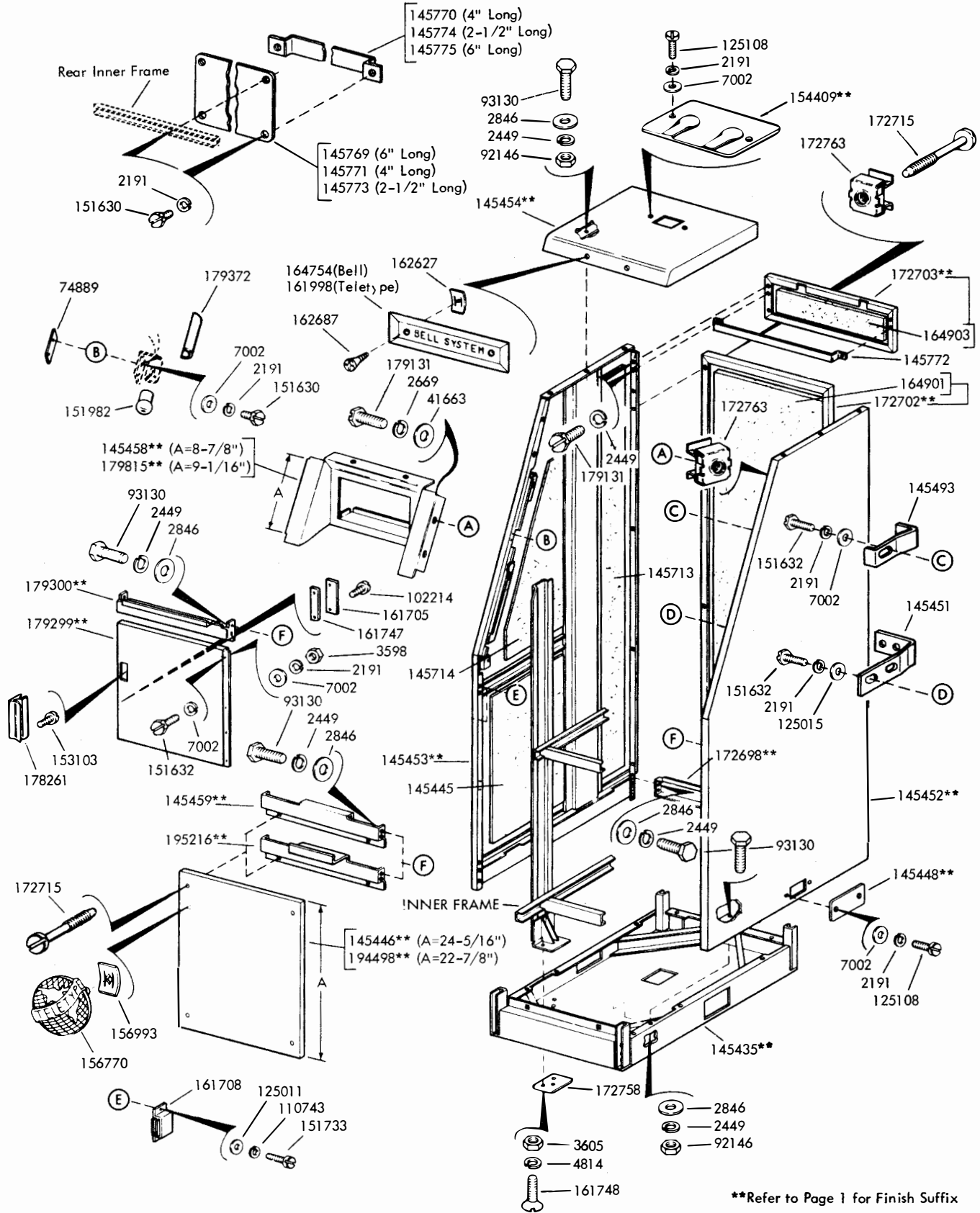


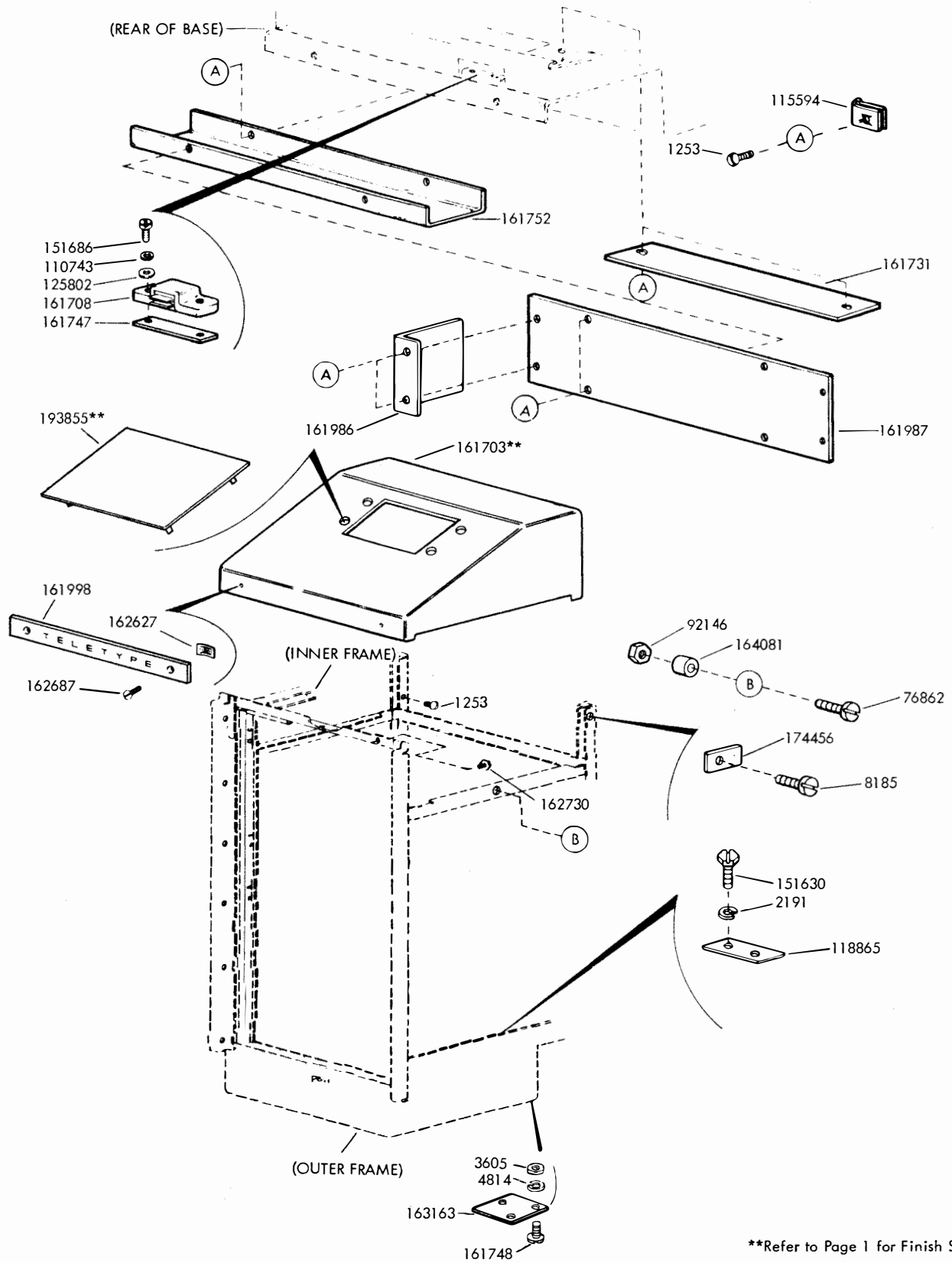
FIGURE 1. CABINET BODY



**Refer to Page 1 for Finish Suffix

FIGURE 2. CABINET BODY

314



**Refer to Page 1 for Finish Suffix

FIGURE 3. CHANNEL DUCT AND TOP COVER

315

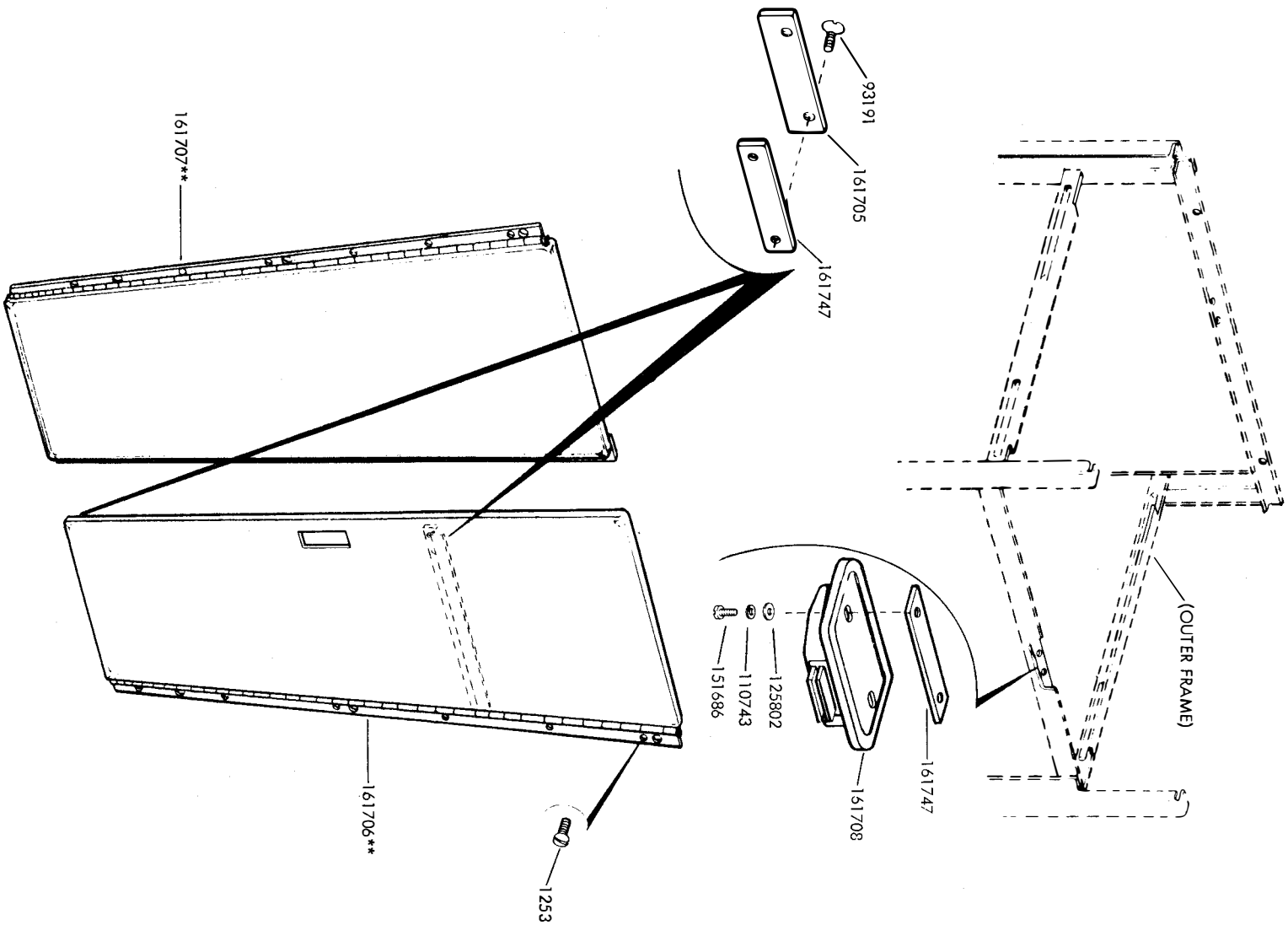


FIGURE 4. REAR DOORS

**Refer to Page 1 for Finish Suffix

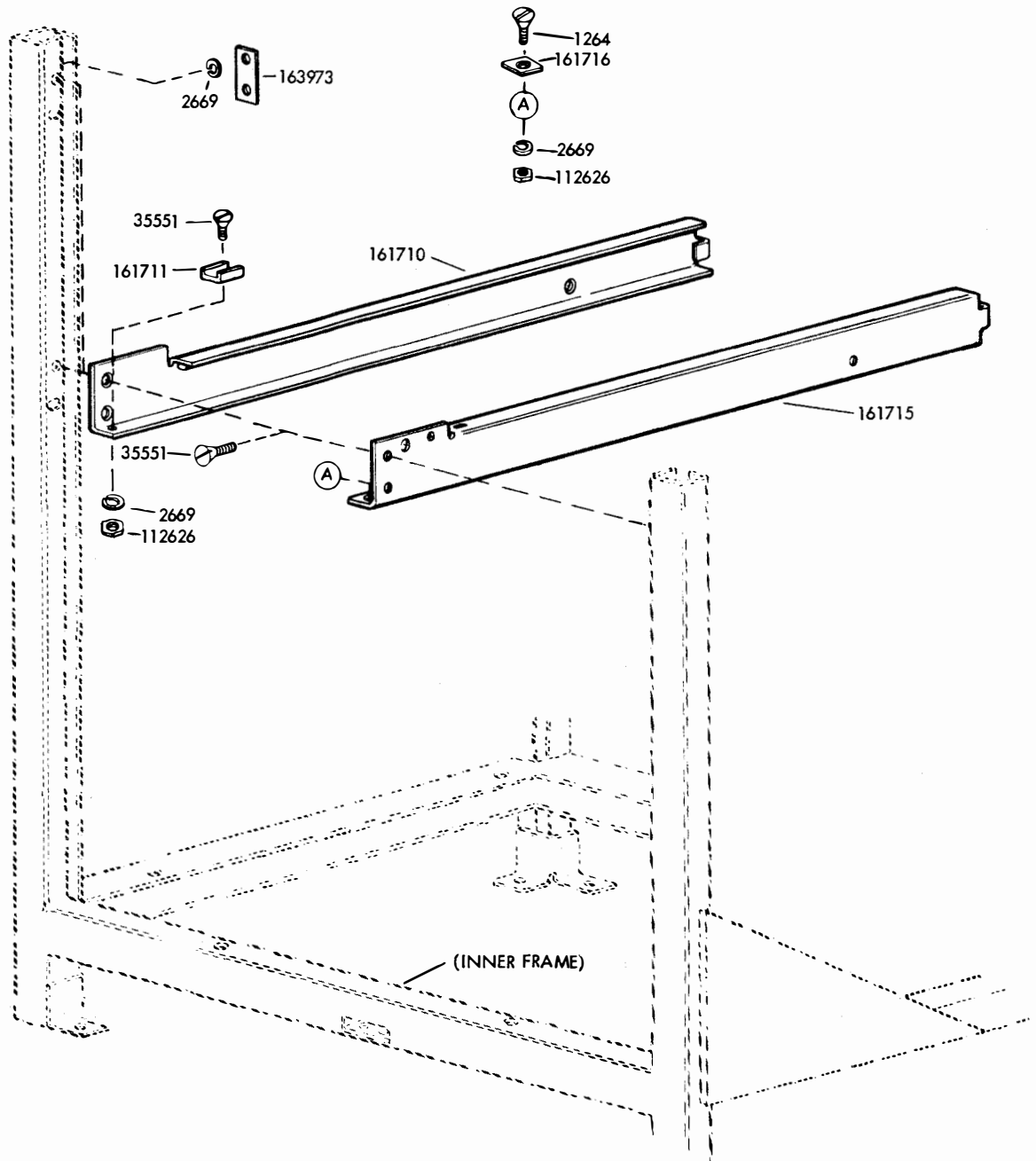


FIGURE 5. CHANNELS

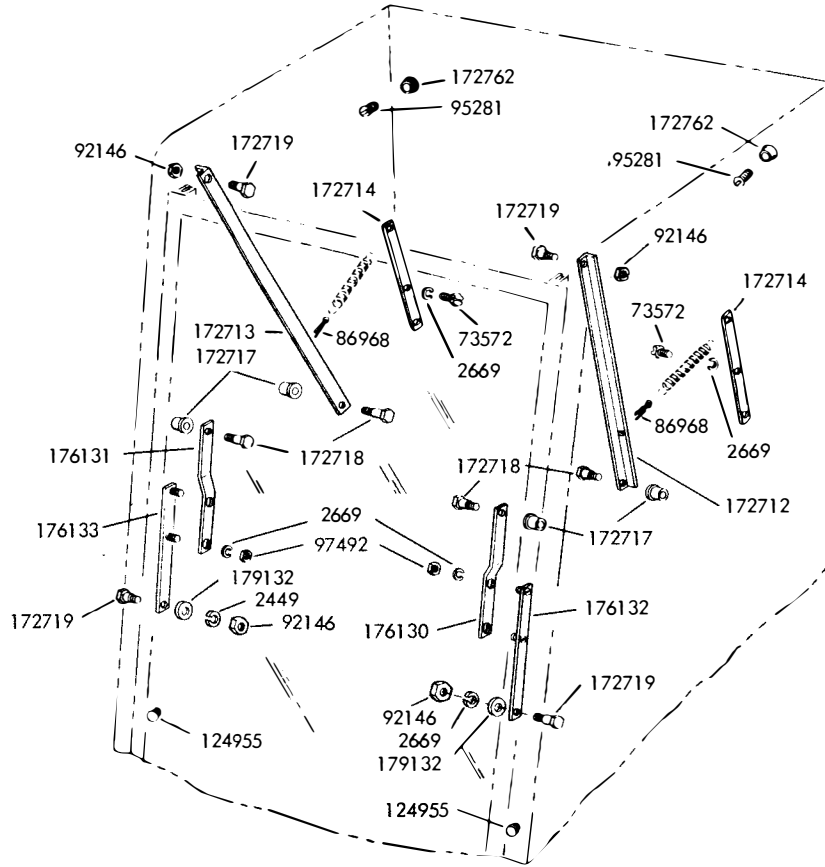
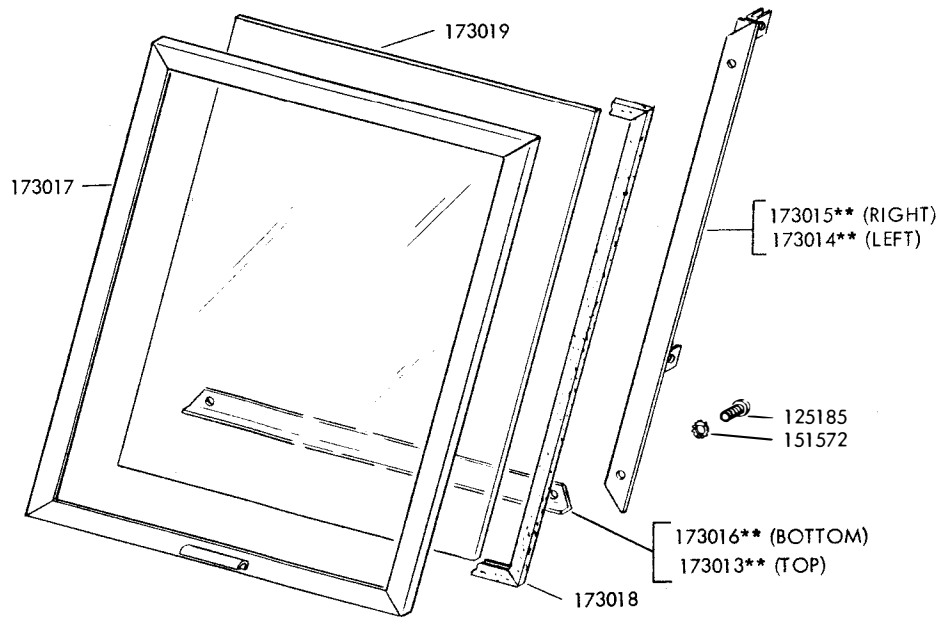


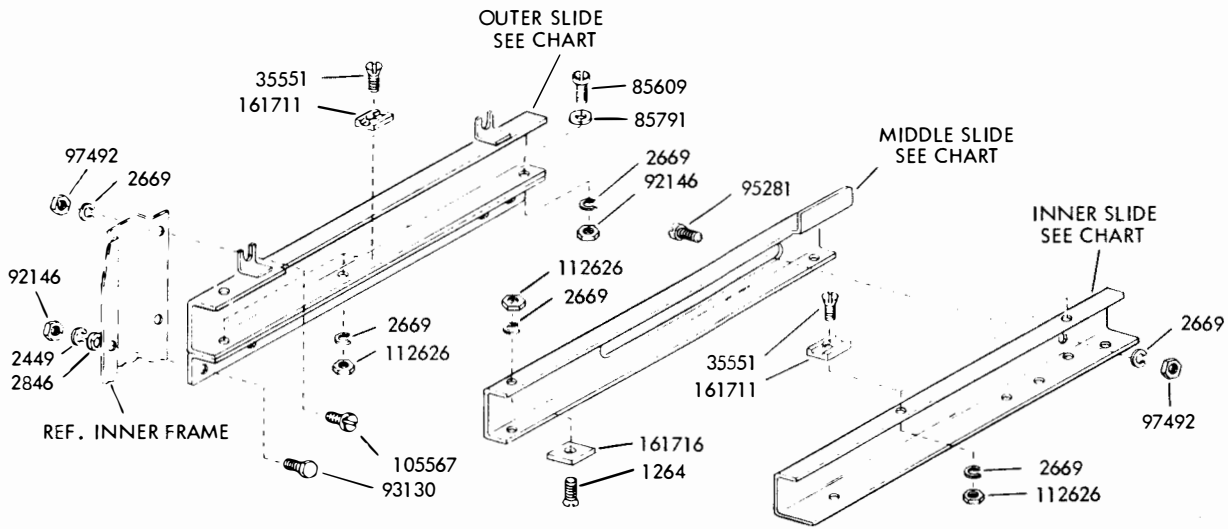
FIGURE 7. DOOR ARM MECHANISM



**Refer to Page 1 for Finish Suffix

FIGURE 8. 172700** DOOR ASSEMBLY

319

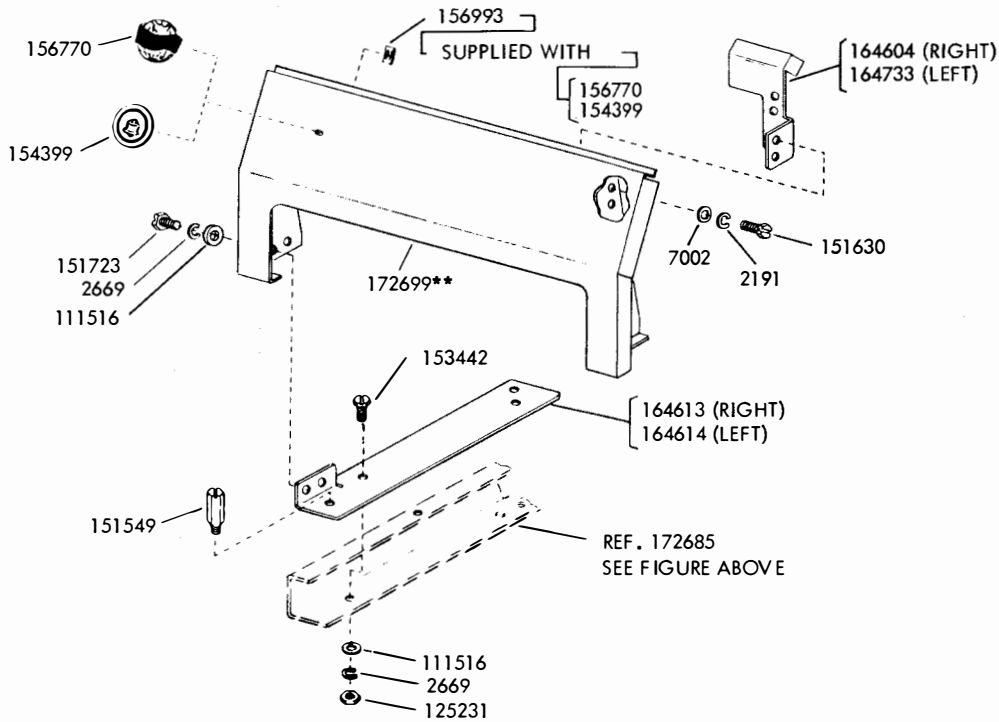


OUTER SLIDE		
SLIDE LOCATION	SIDE	PART NUMBER
TOP	LEFT	172650
	RIGHT	172651
CENTER	LEFT	172654
	RIGHT	172655
BOTTOM	LEFT	172659
	RIGHT	172658

MIDDLE SLIDE		
SLIDE LOCATION	SIDE	PART NUMBER
TOP	LEFT	172683
CENTER	RIGHT	172682
BOTTOM		

INNER SLIDE		
SLIDE LOCATION	SIDE	PART NUMBER
TOP	LEFT	172685
CENTER	RIGHT	172684
BOTTOM		

FIGURE 9. SLIDE MECHANISM



**Refer to Page 1 for Finish Suffix

FIGURE 10. SEND-RECEIVE KEYBOARD COVER

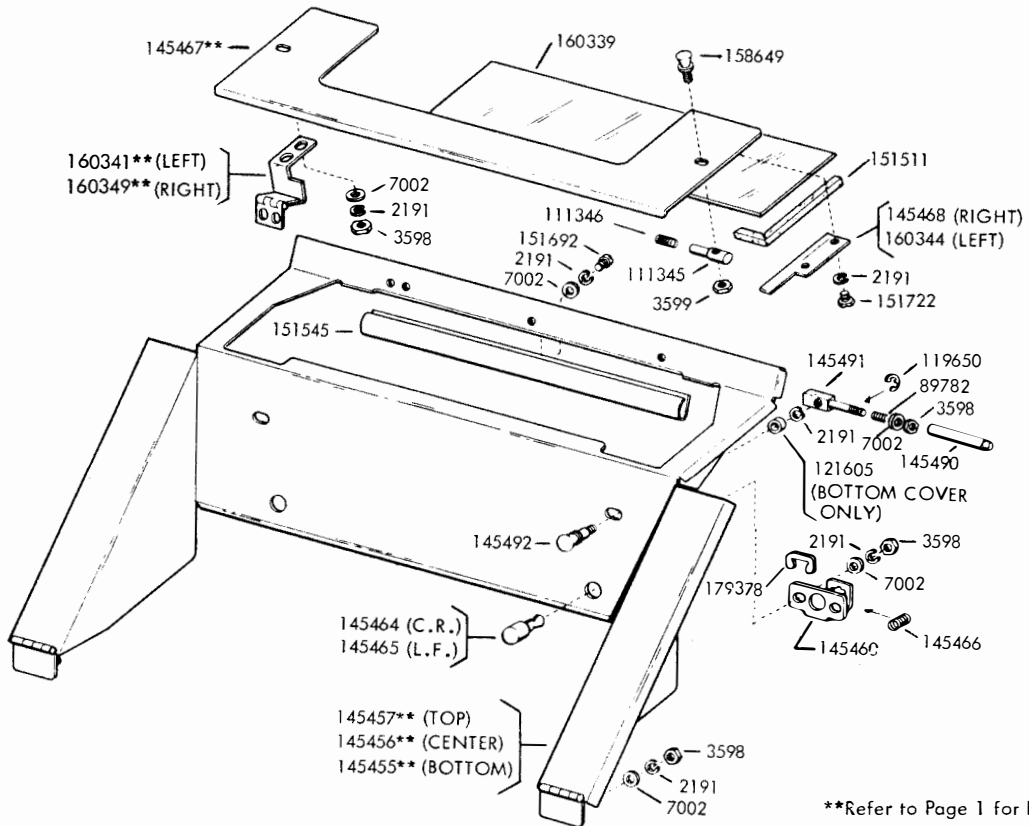


FIGURE 11. COVERS

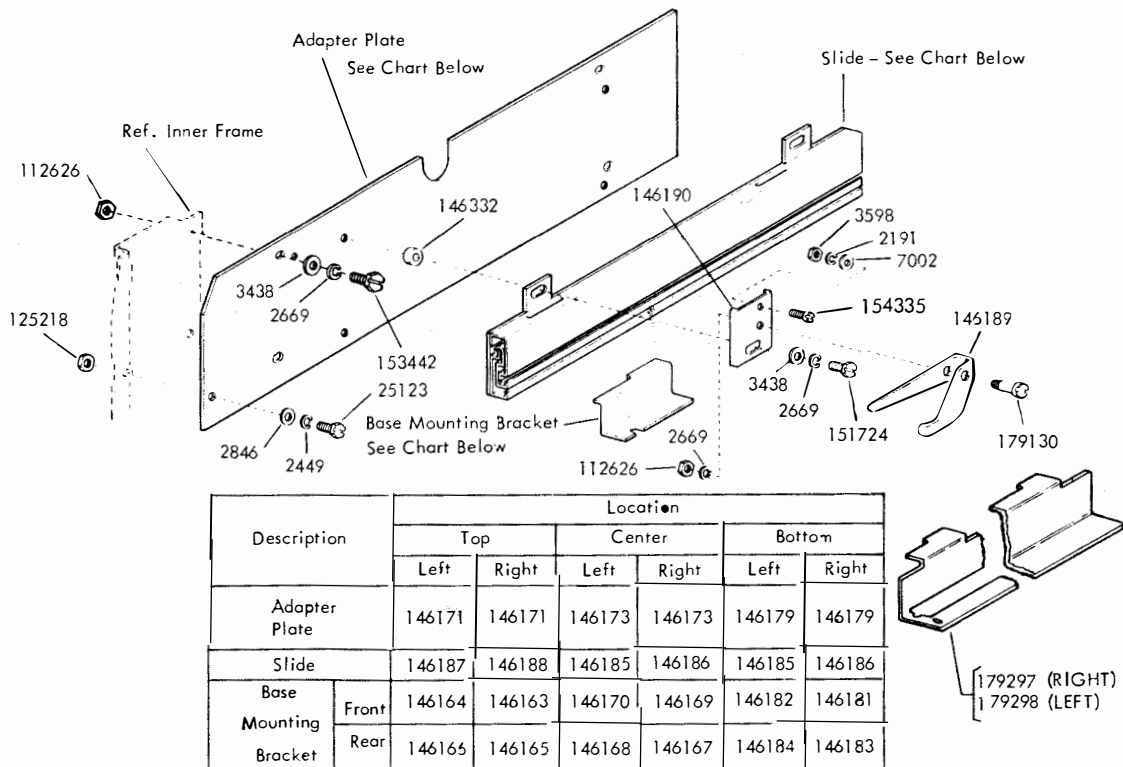
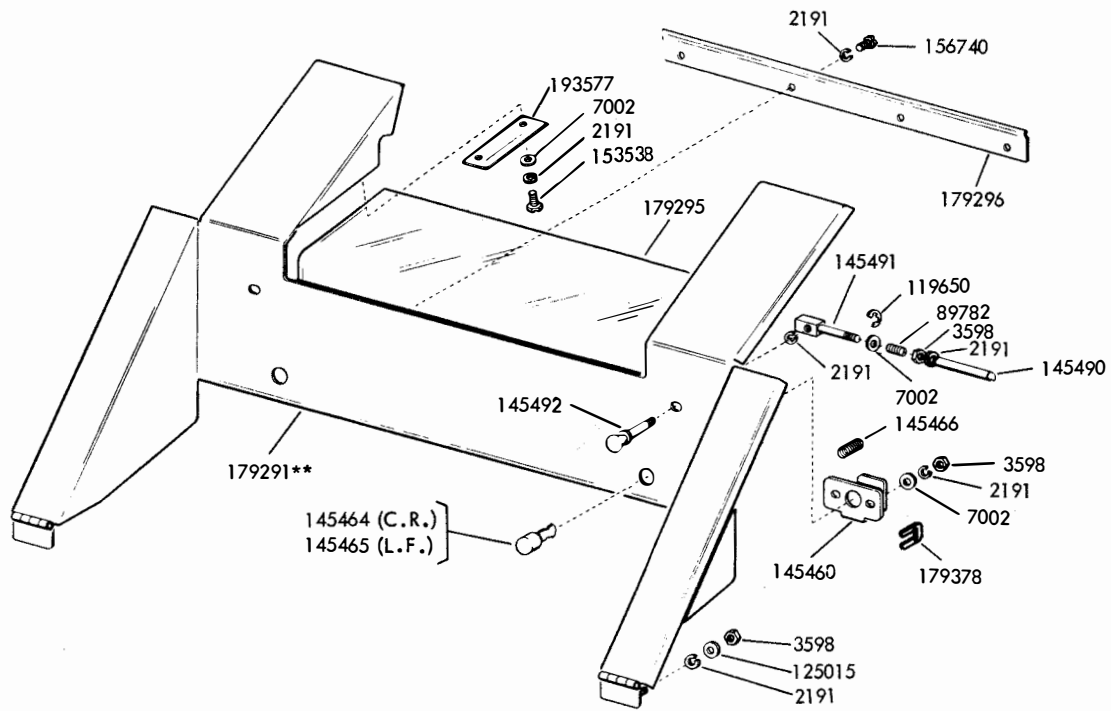
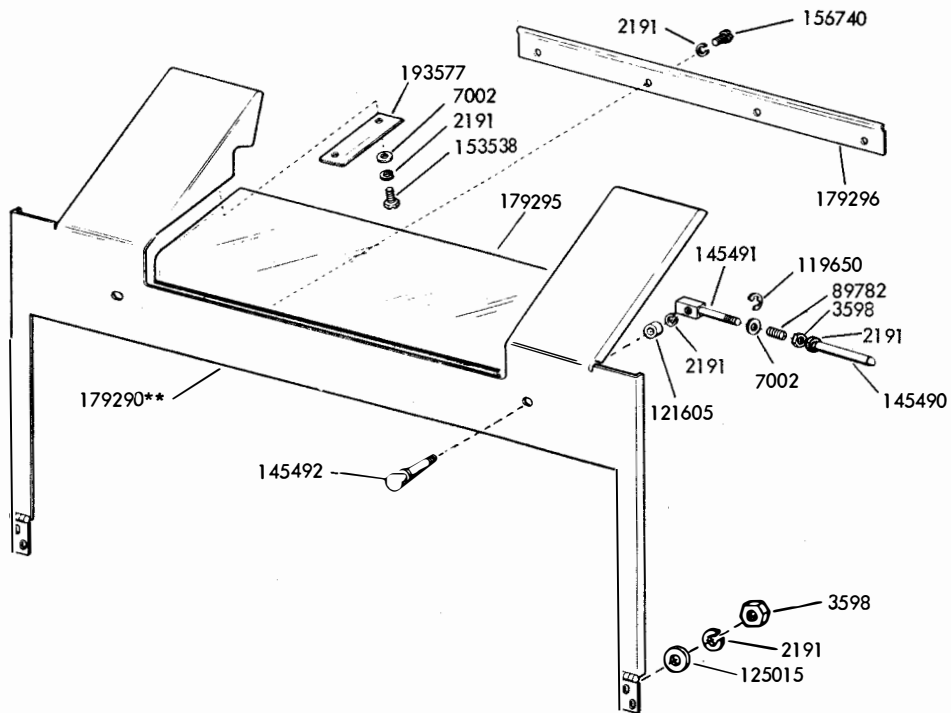


FIGURE 12. SLIDE MECHANISMS



**Refer to Page 1 for Finish Suffix

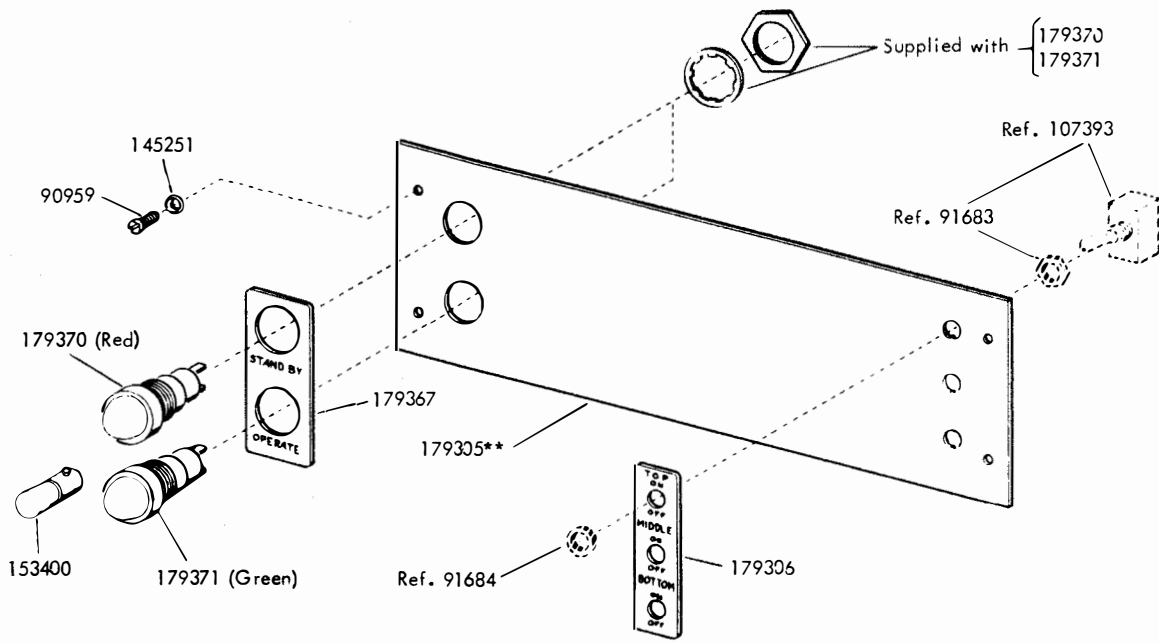
FIGURE 13. TOP AND MIDDLE COVERS



**Refer to Page 1 for Finish Suffix

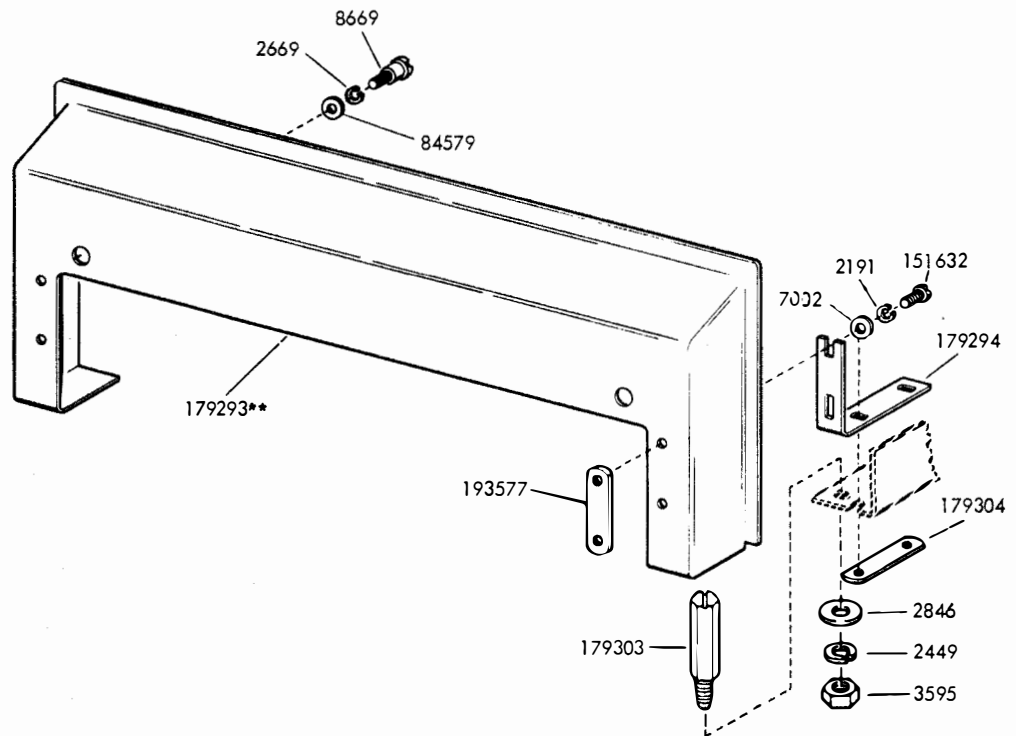
FIGURE 14. BOTTOM COVER

322



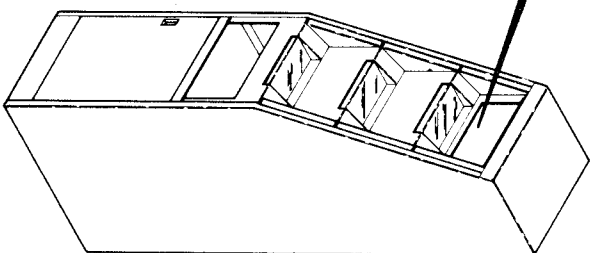
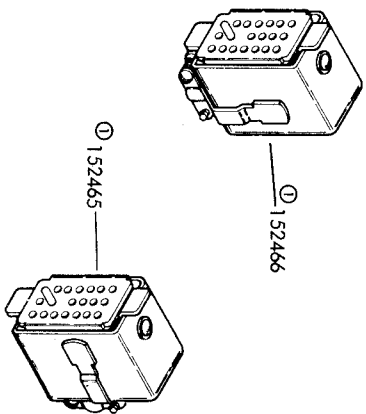
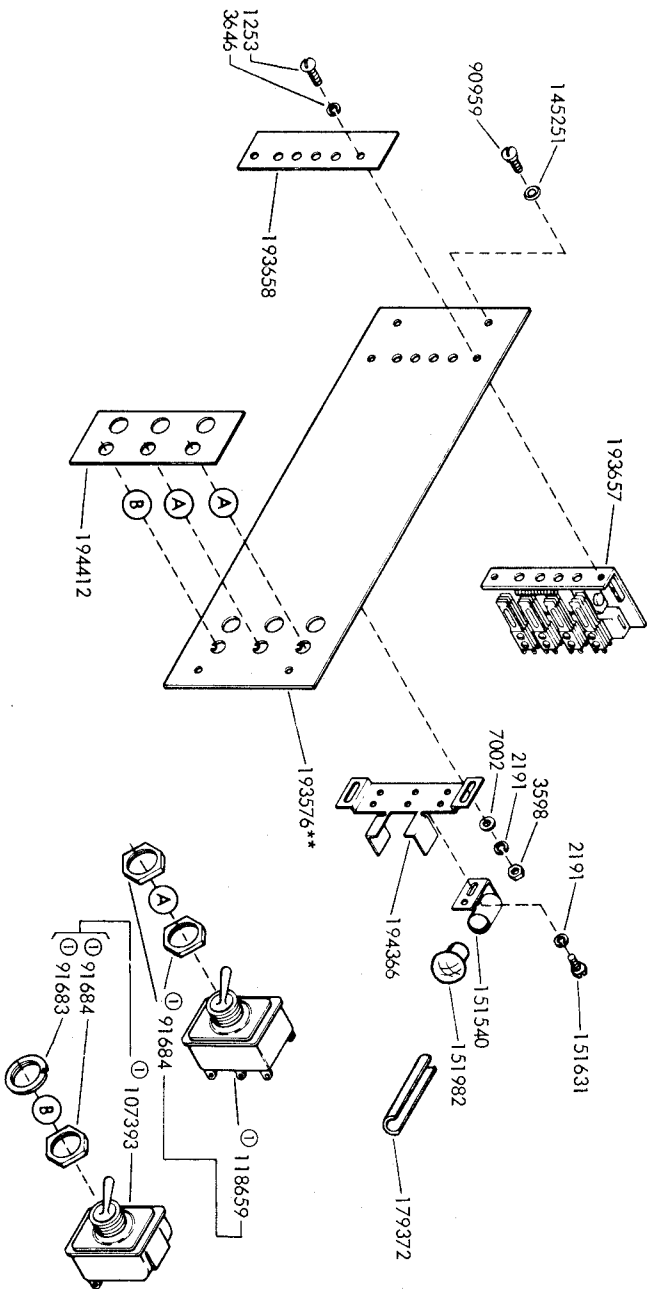
**Refer to Page 1 for Finish Suffix

FIGURE 15. CONTROL PANEL



**Refer to Page 1 for Finish Suffix

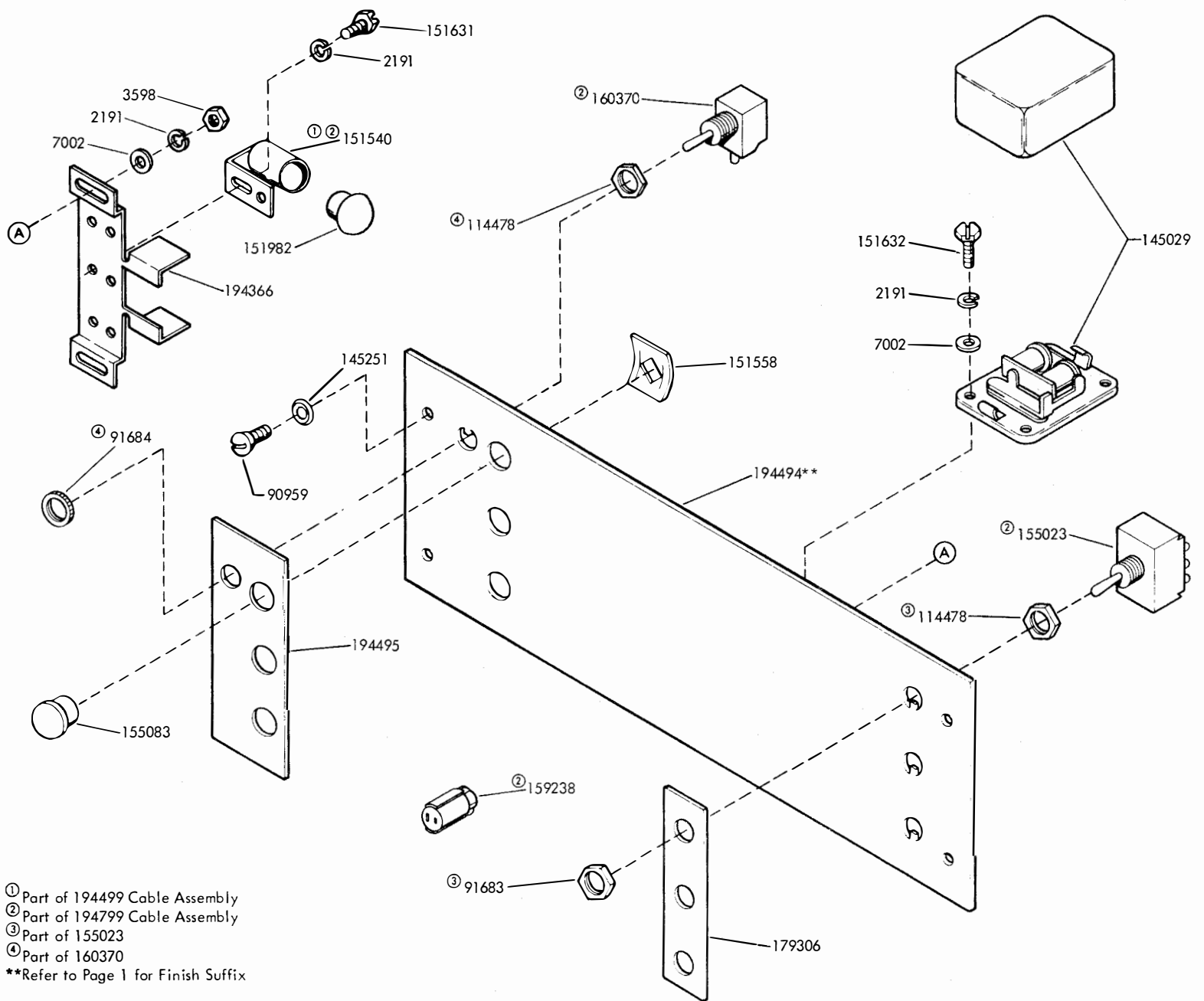
FIGURE 16. KEYBOARD PANEL



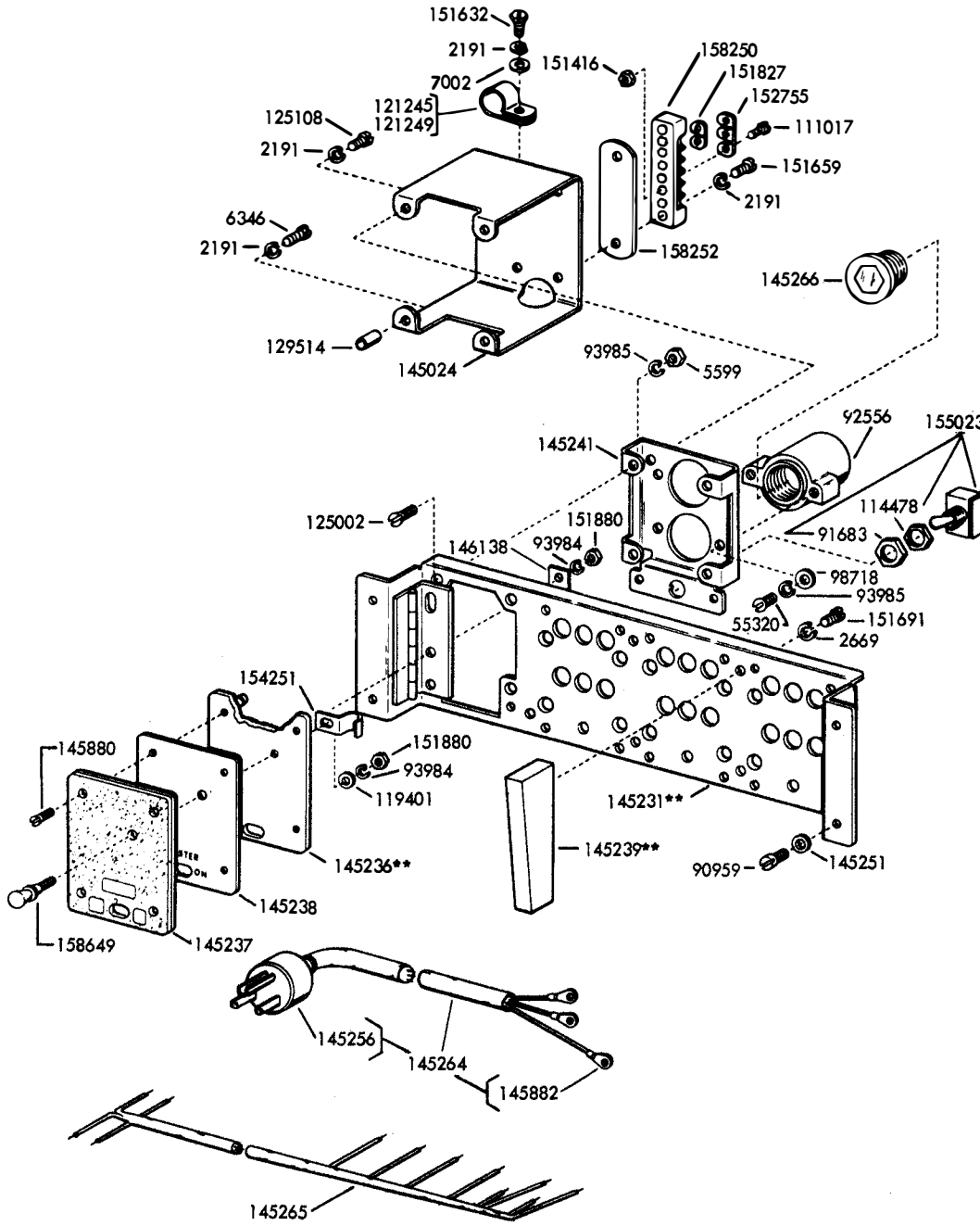
① Part of 193574 Cable Assembly
 **Refer to Page 1 for Finish Suffix

FIGURE 17. CONTROL PANEL

FIGURE 18. CONTROL PANEL

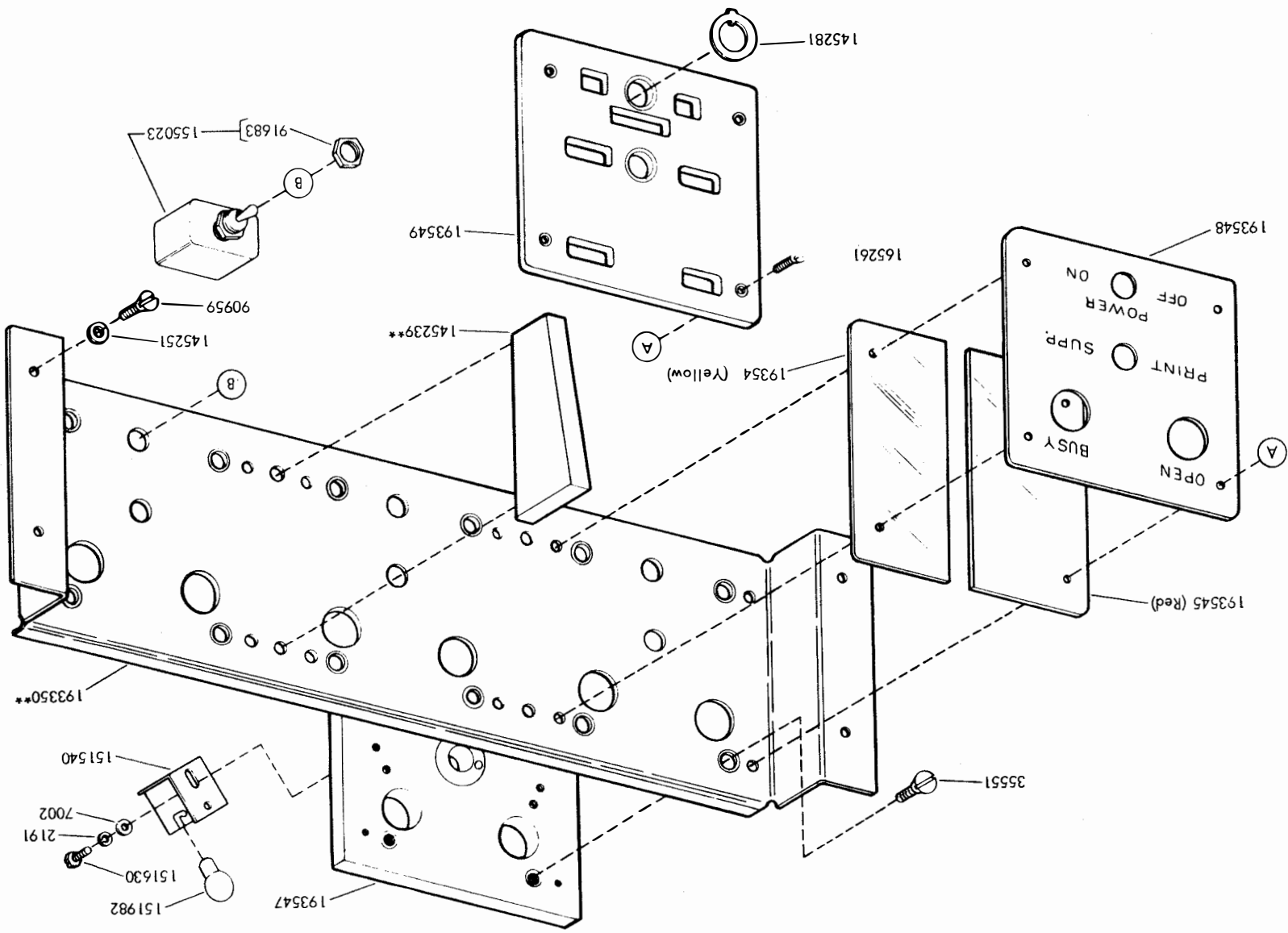


- ① Part of 194499 Cable Assembly
- ② Part of 194799 Cable Assembly
- ③ Part of 155023
- ④ Part of 160370
- **Refer to Page 1 for Finish Suffix



**Refer to Page 1 for Finish Suffix

FIGURE 19. CONTROL PANEL



**Refer to Page 1 for Finish Suffix

FIGURE 20. CONTROL PANEL

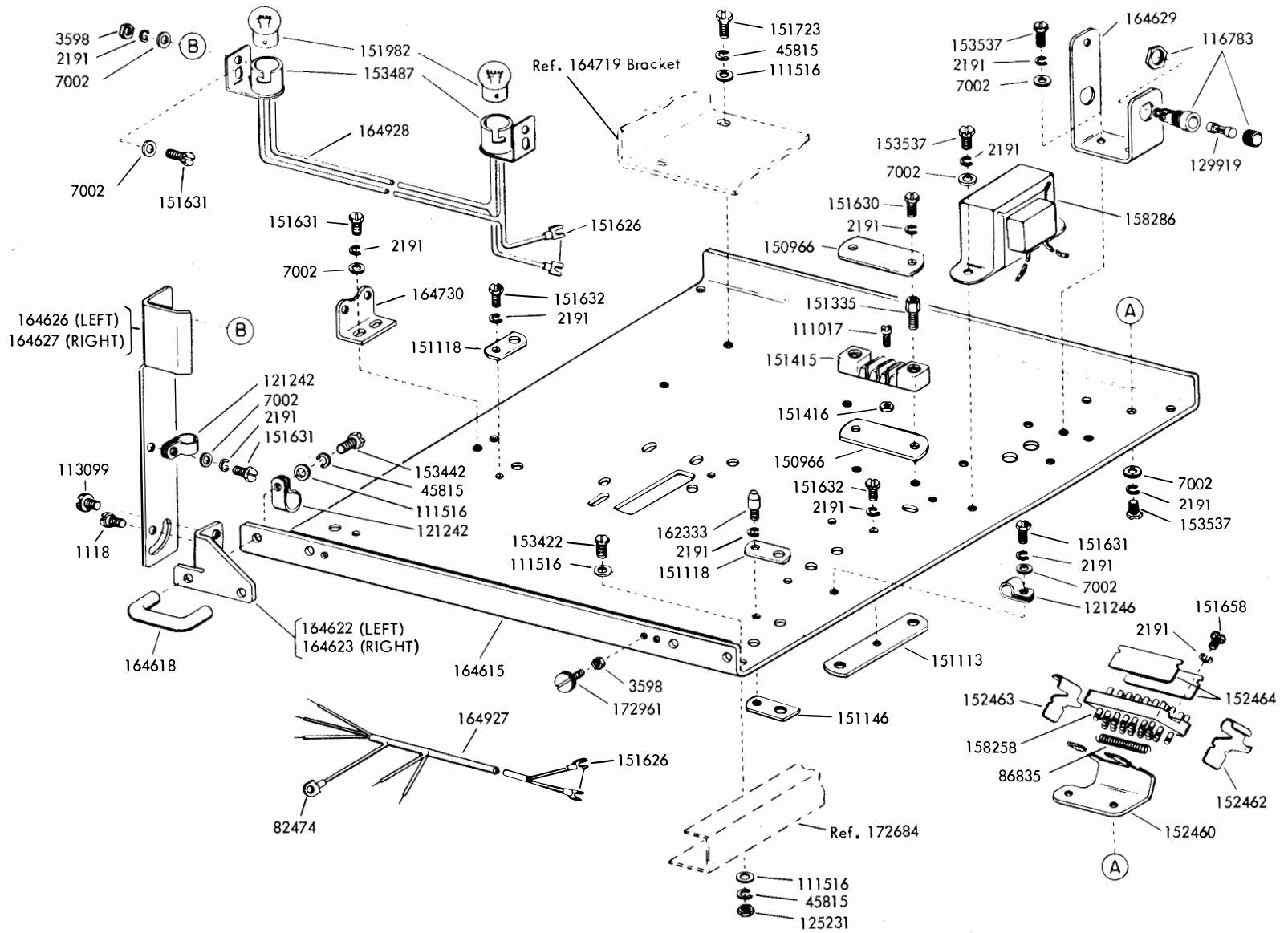
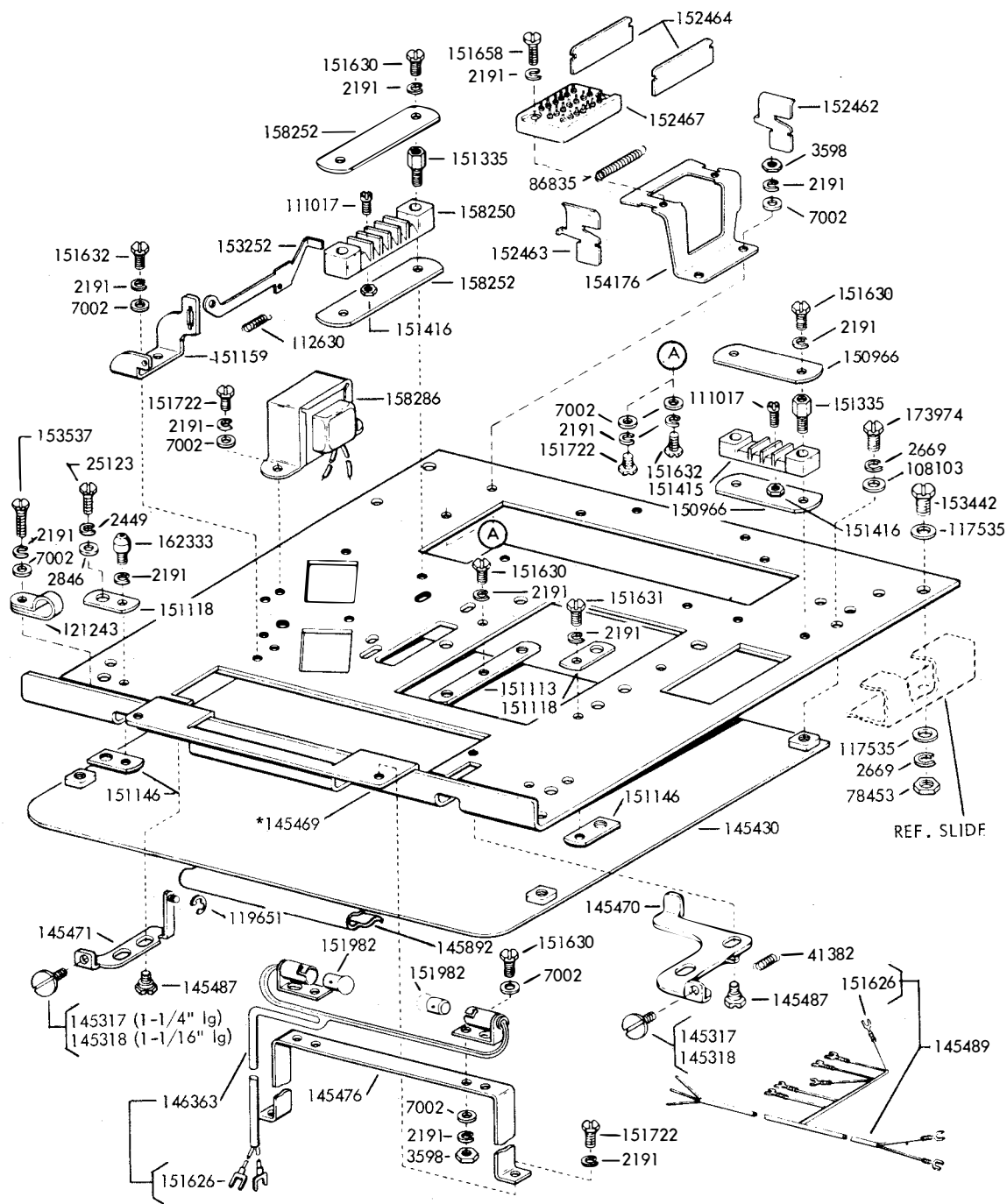


FIGURE 21. RECEIVE-ONLY BASE PLATE



*The 145469 base is of early design and no longer available. When it is necessary to replace this base, a new style 146149 base should be ordered instead (see figure 23).

FIGURE 22. BASE PLATE

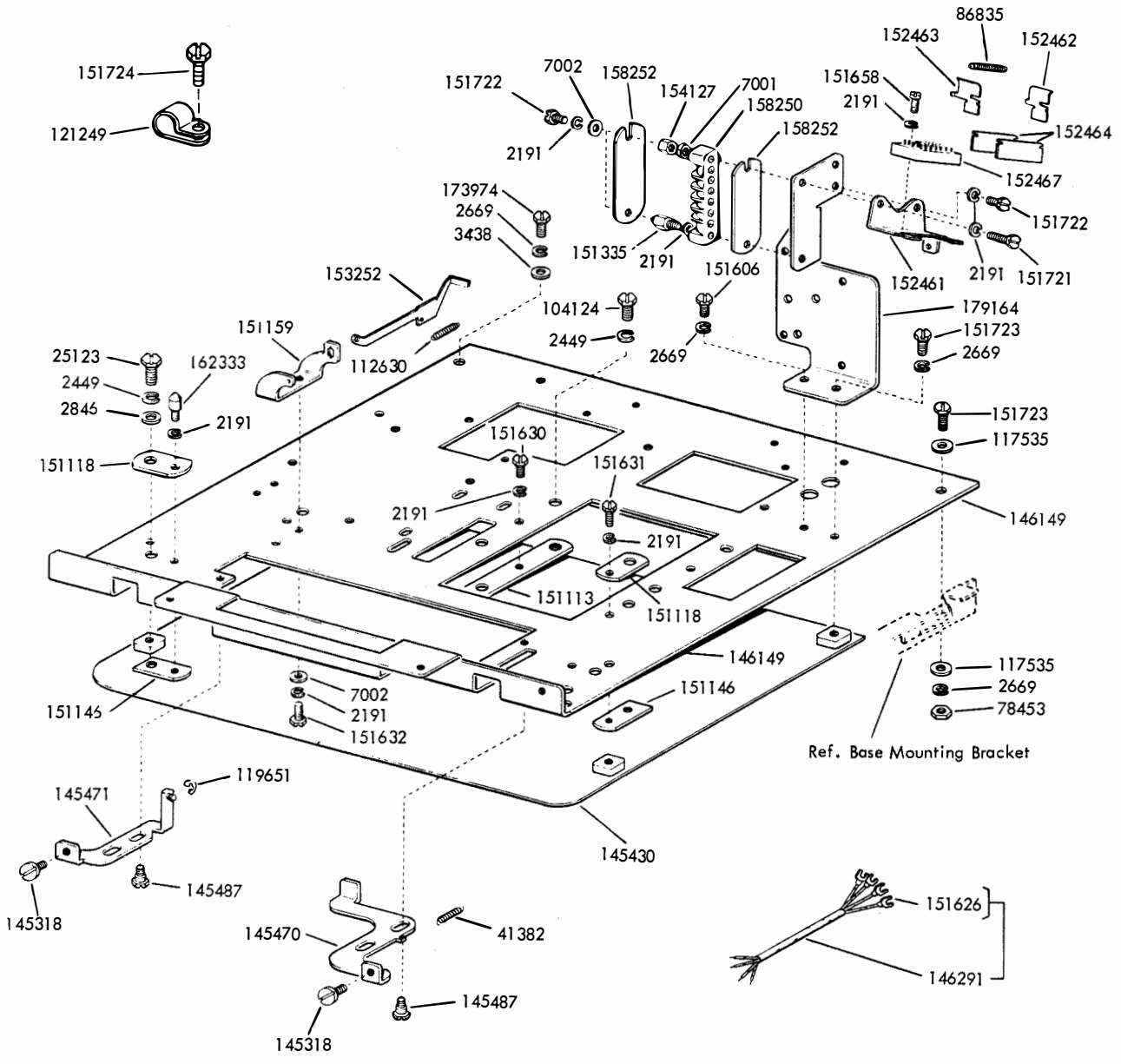
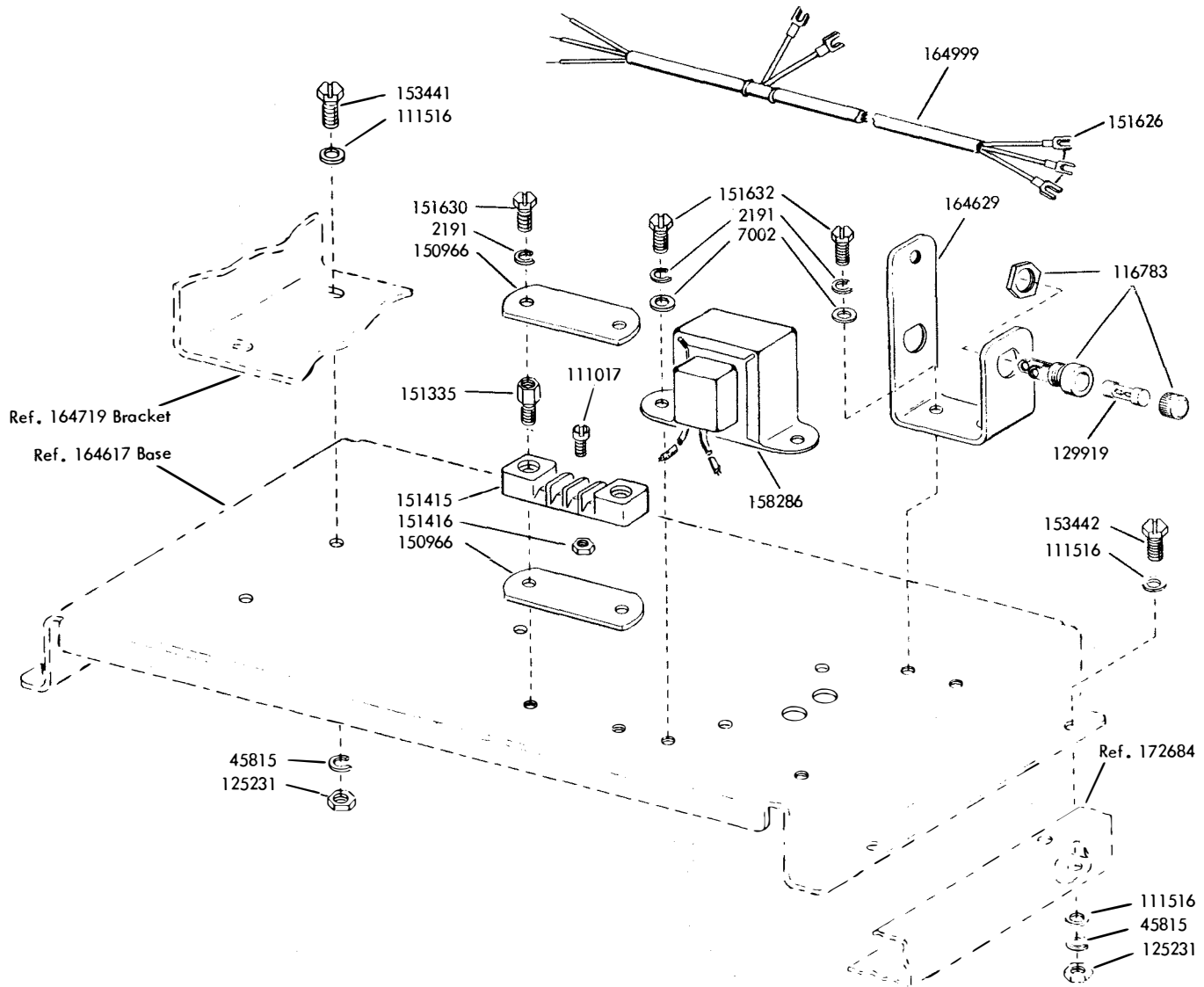


FIGURE 23. BASE PLATE

330

FIGURE 24. PAPER WINDER SHELF FOR SEND-RECEIVE BASE



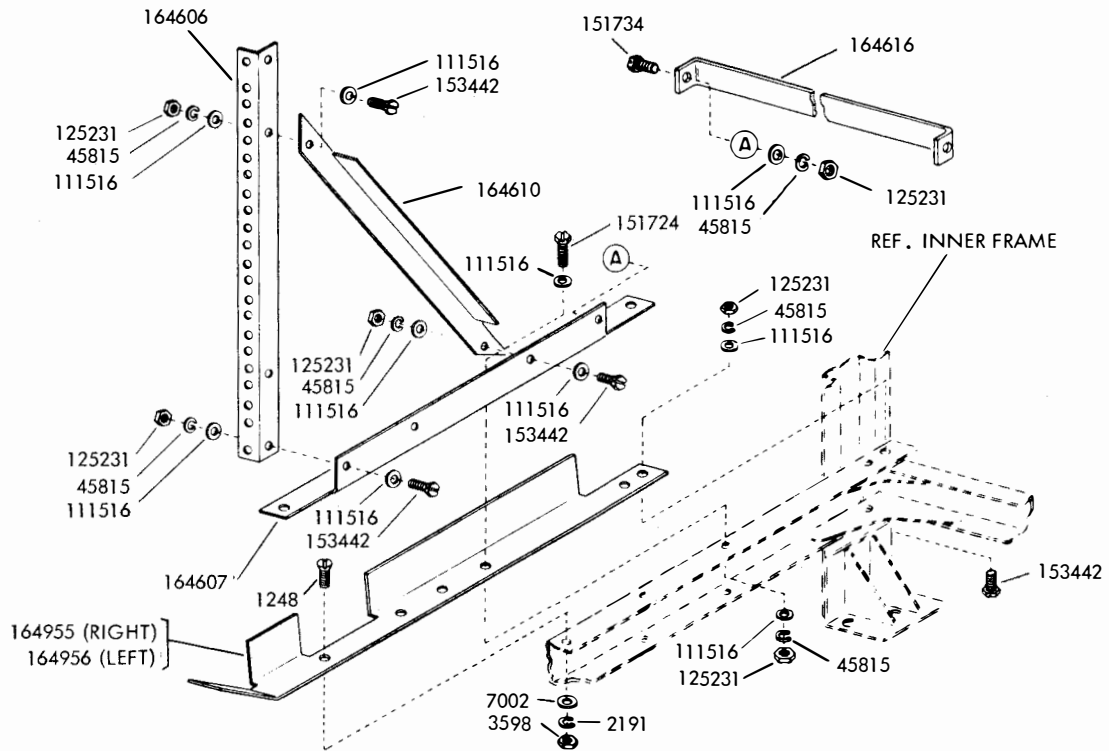


FIGURE 25. RELAY RACK FRAME

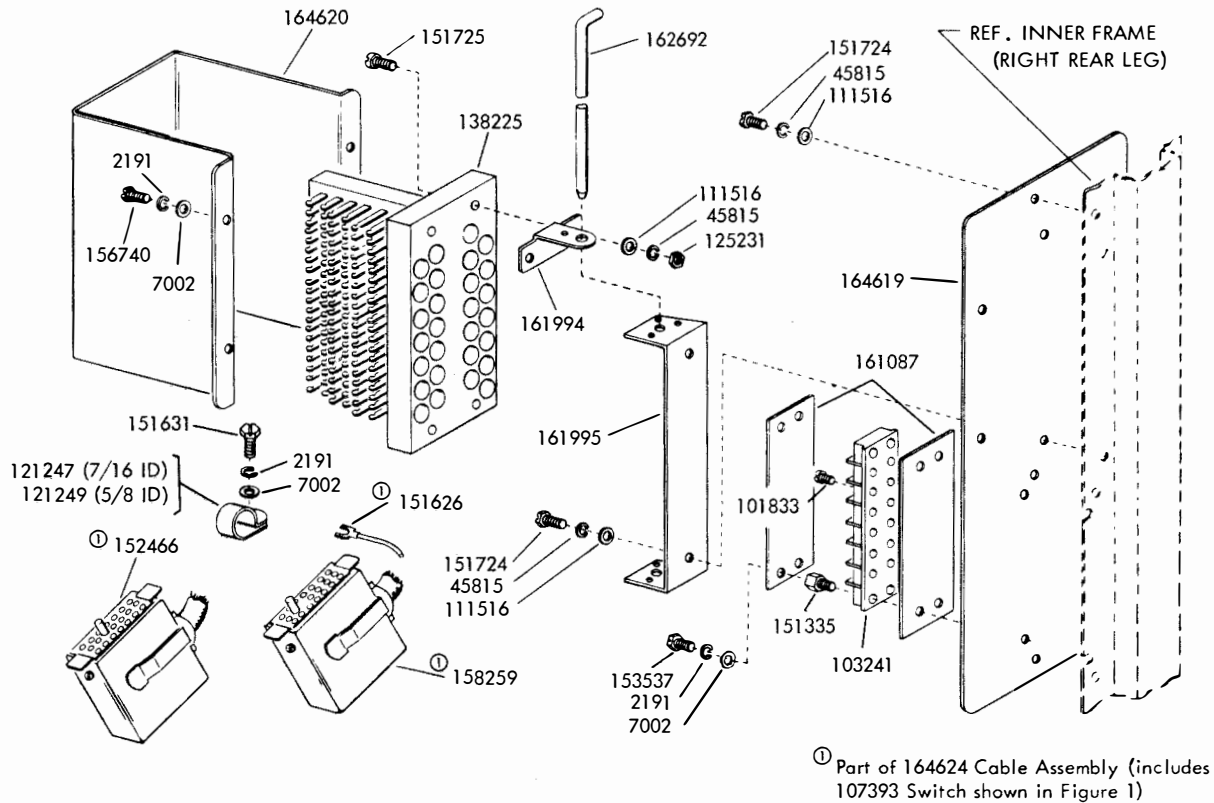
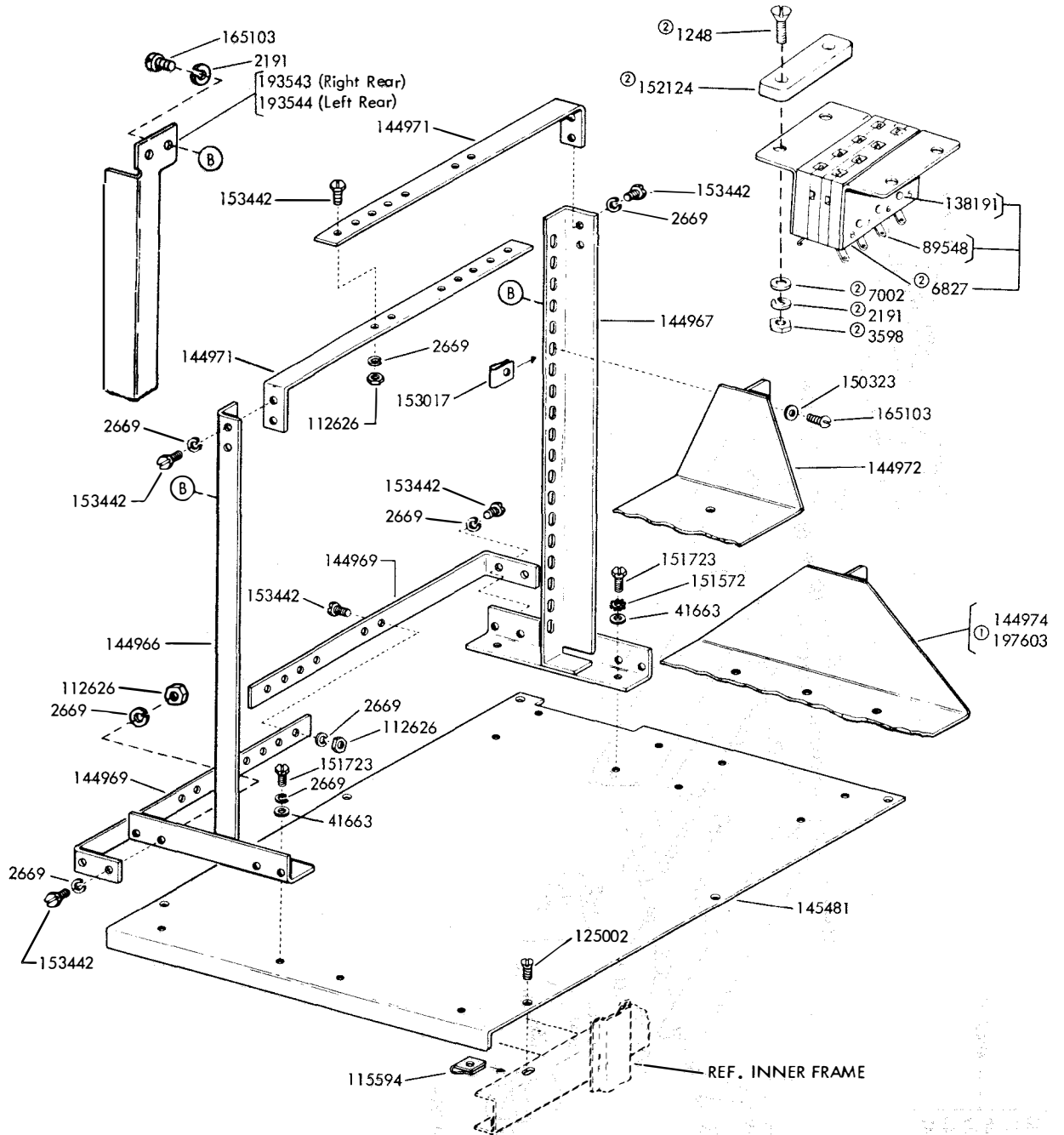


FIGURE 26. TERMINAL BLOCKS AND CABLE CONNECTORS



- ① Has cut-out to mount 6827 block
- ② Part of 197846 Cable Assembly

FIGURE 27. MOUNTING RACK

FIGURE 29. 195394 MOUNTING PLATE ASSEMBLY-RIGHT

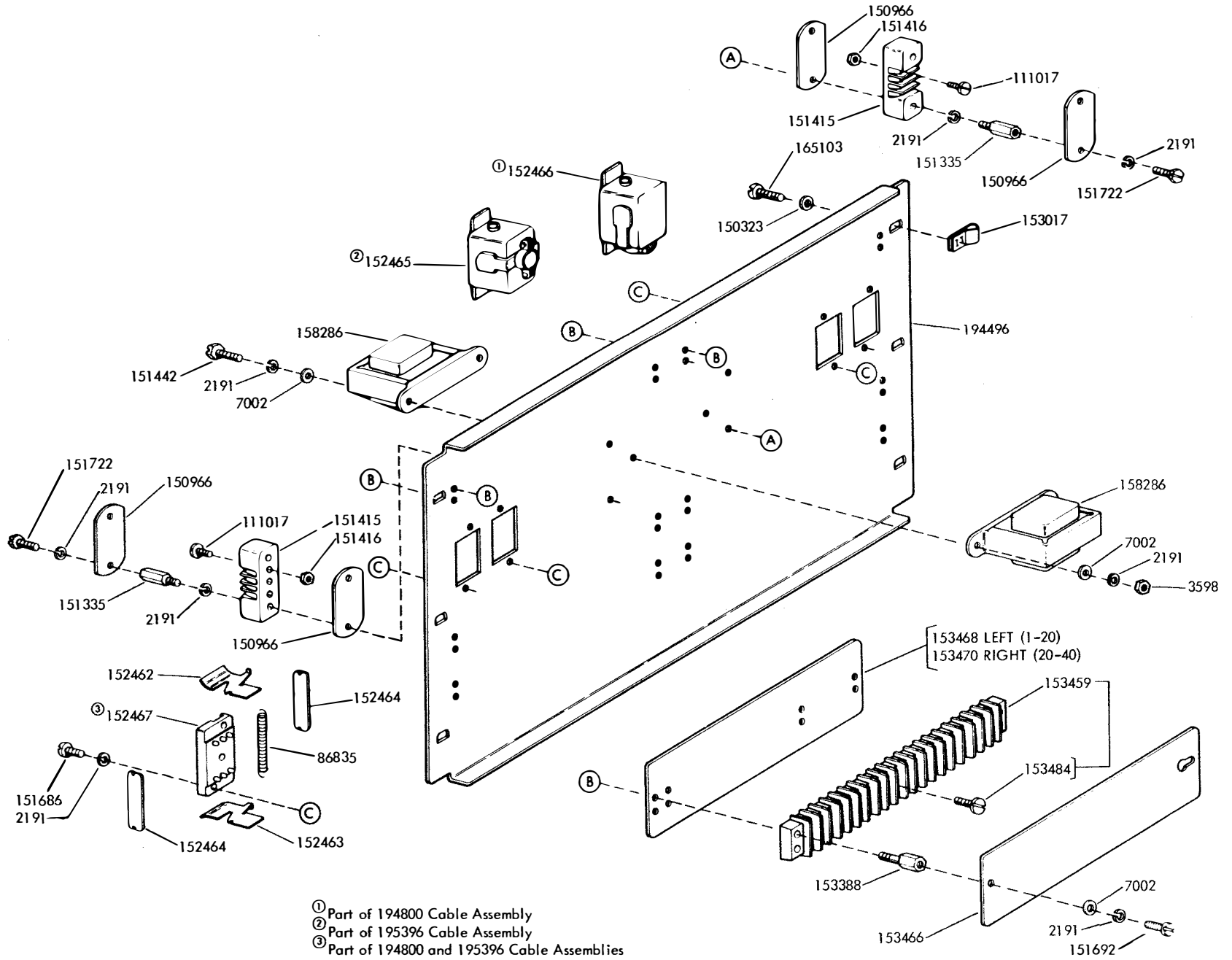


FIGURE 30. 195395 MOUNTING PLATE ASSEMBLY-LEFT

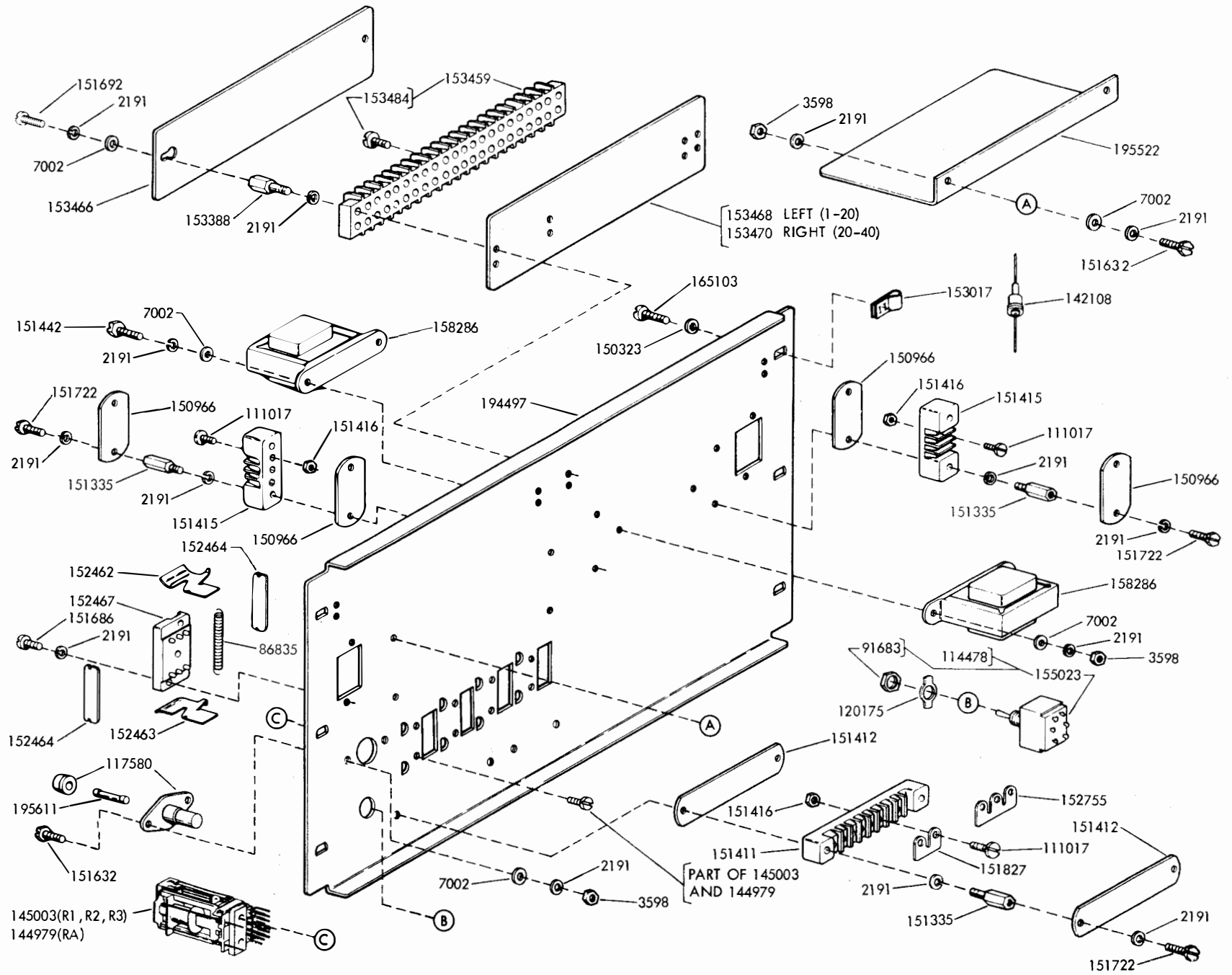
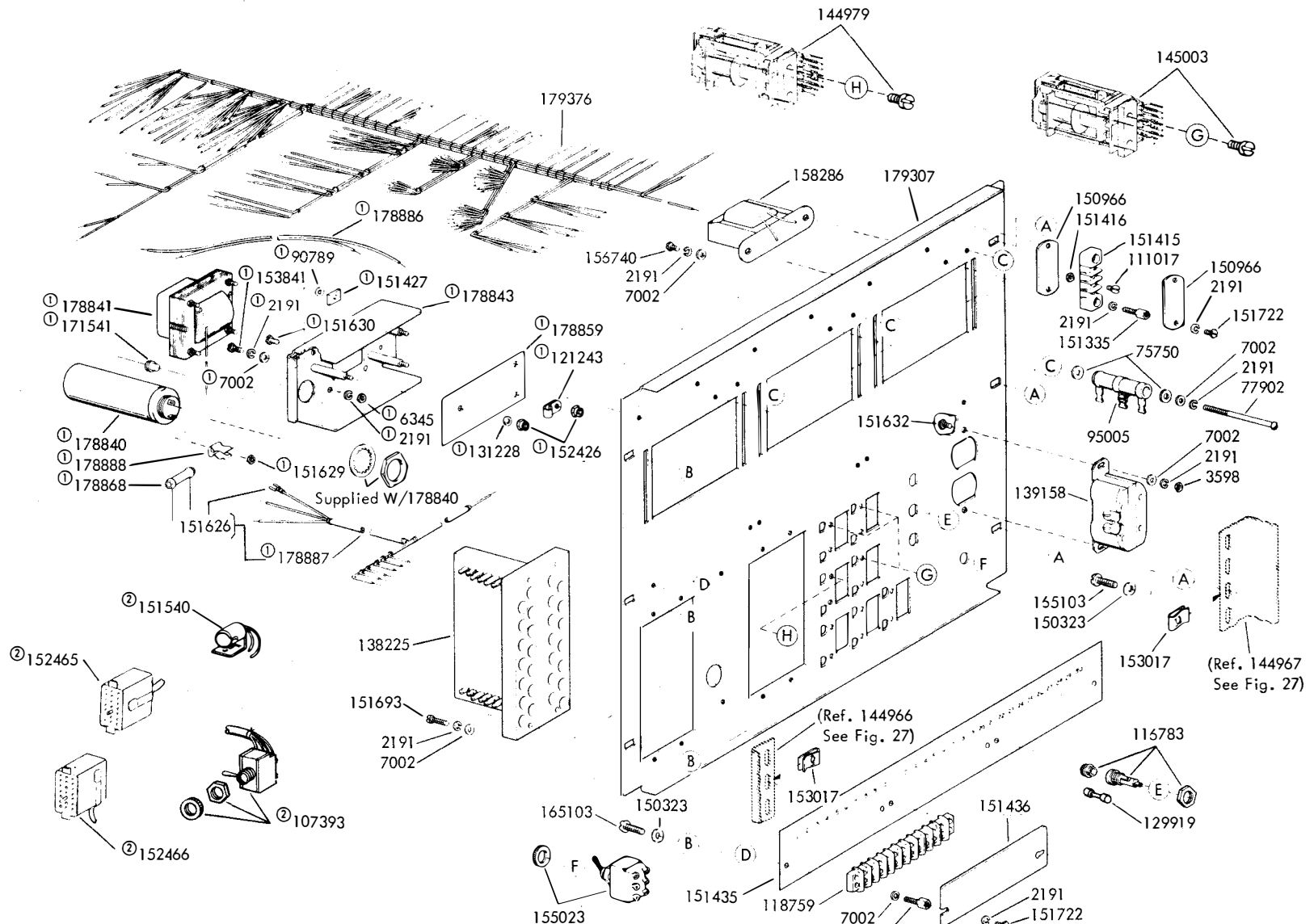
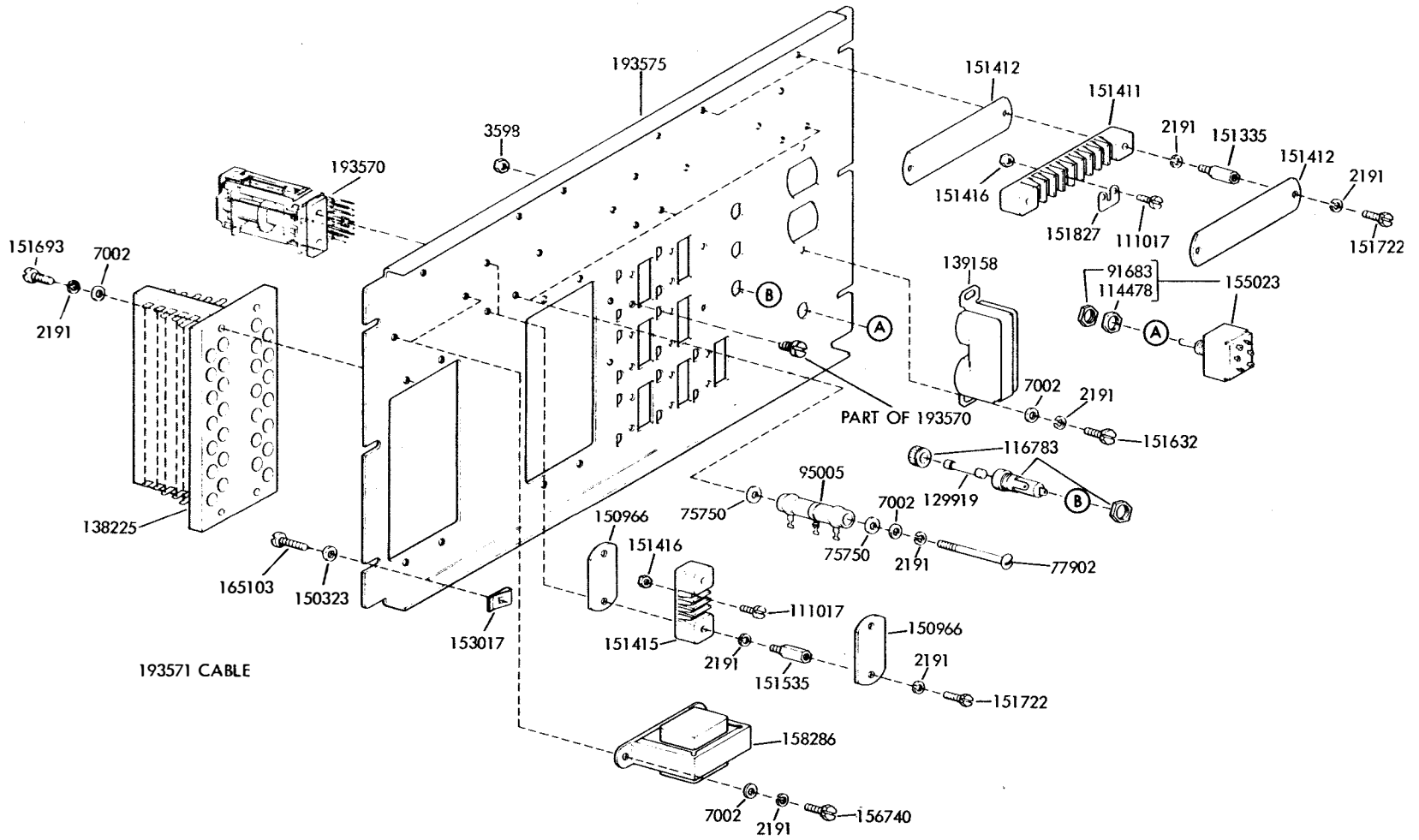


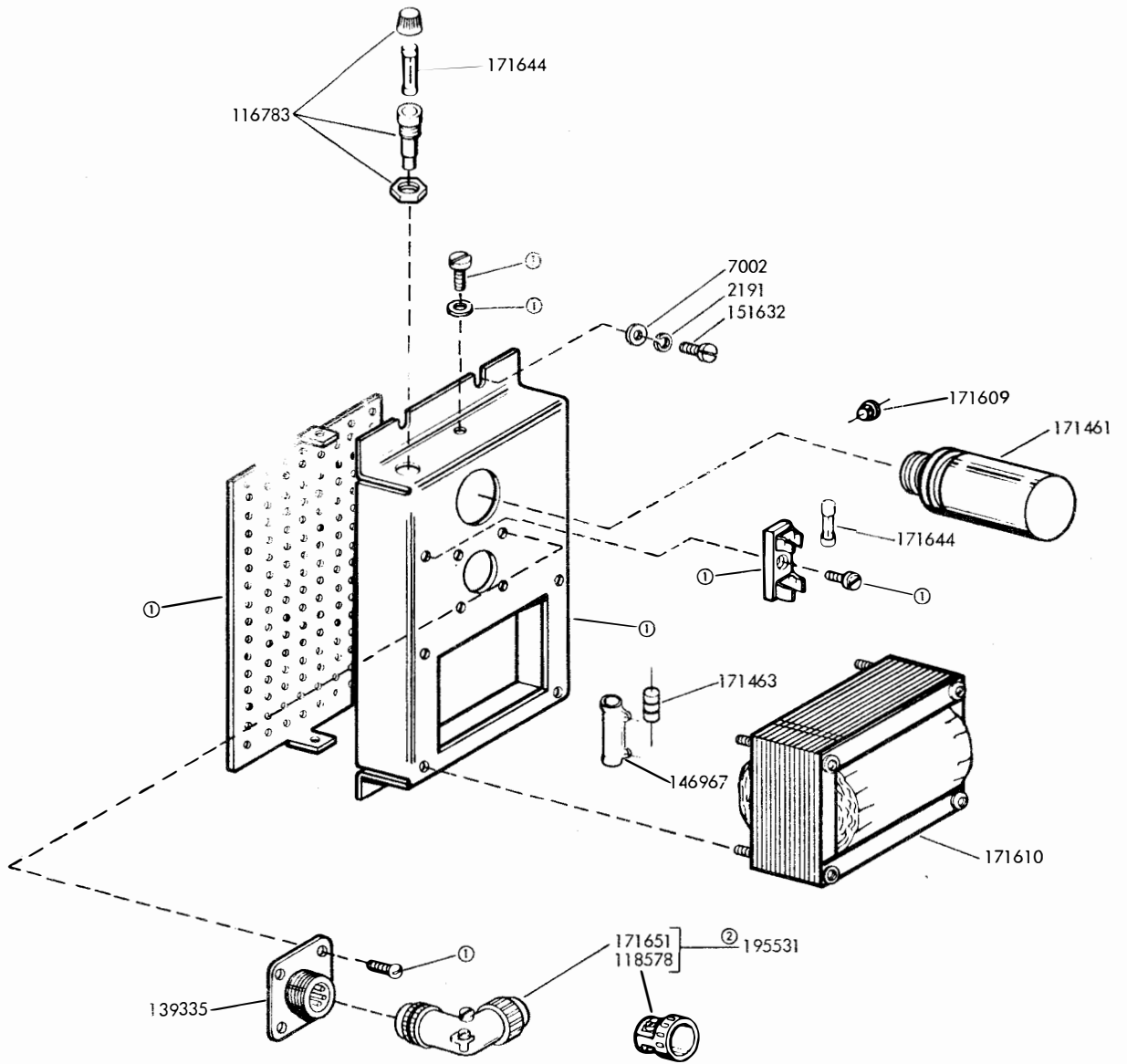
FIGURE 31. ELECTRICAL SERVICE PANEL



- ① Part of 177010 Selector Magnet Driver Assembly
- ② 179375 Cable Assembly

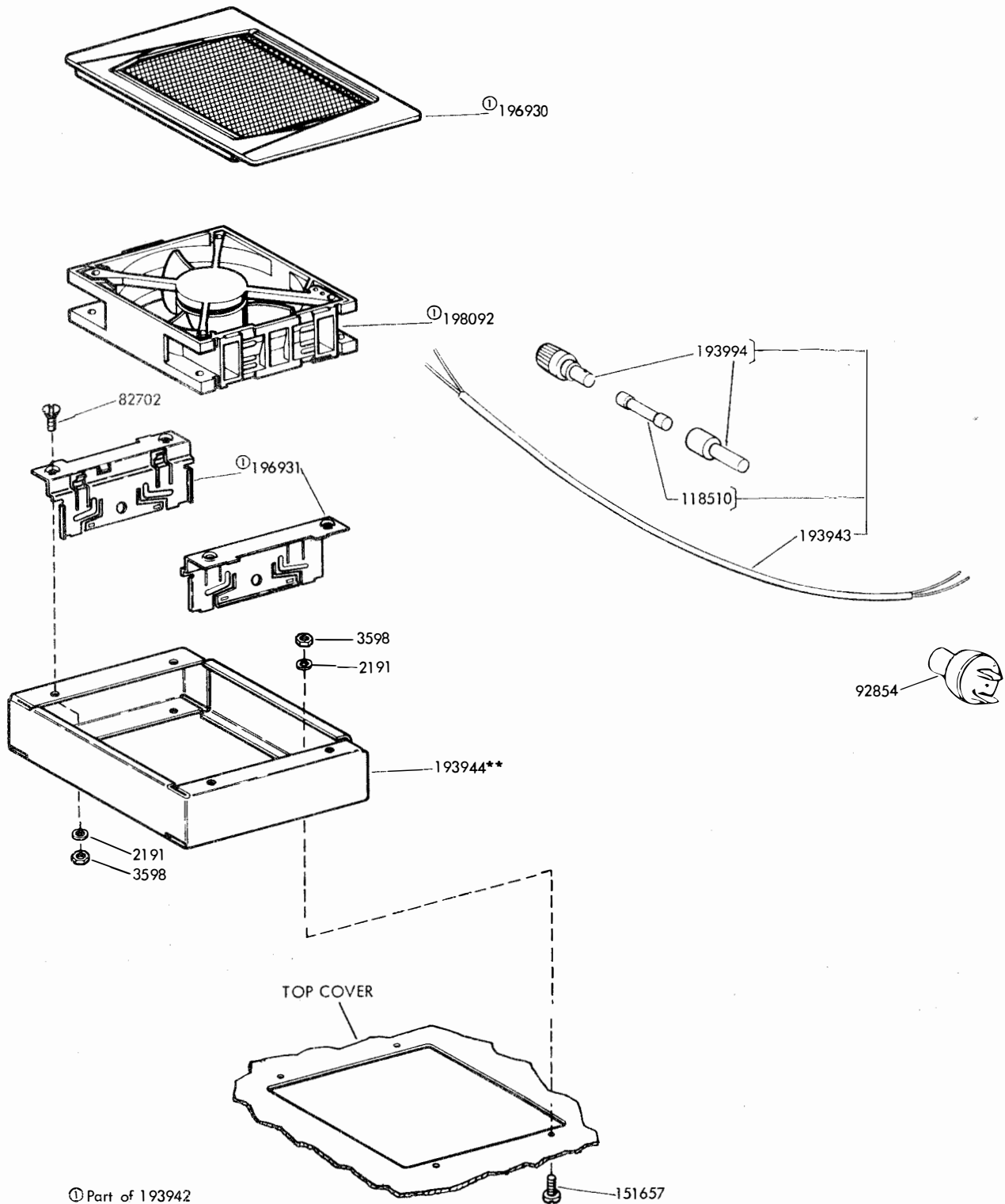
FIGURE 32. ELECTRICAL SERVICE PANEL





- ① Replacement part numbers not assigned.
- ② Not Part of 170573 Rectifier Assembly

FIGURE 33. 170573 RECTIFIER ASSEMBLY



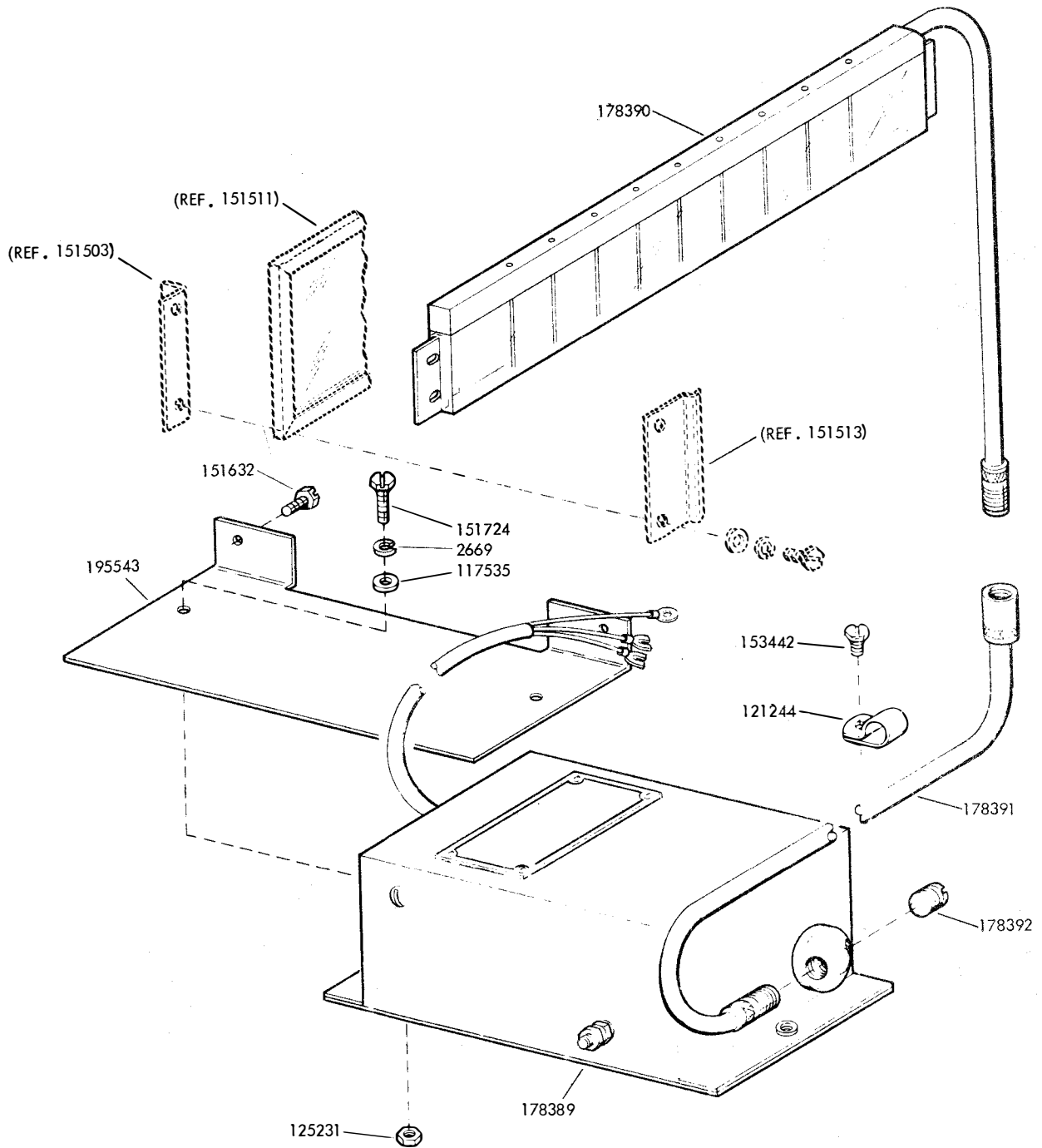
① Part of 193942

**Refer to Page 1 for Finish Suffix

SPECIFICATION 501015

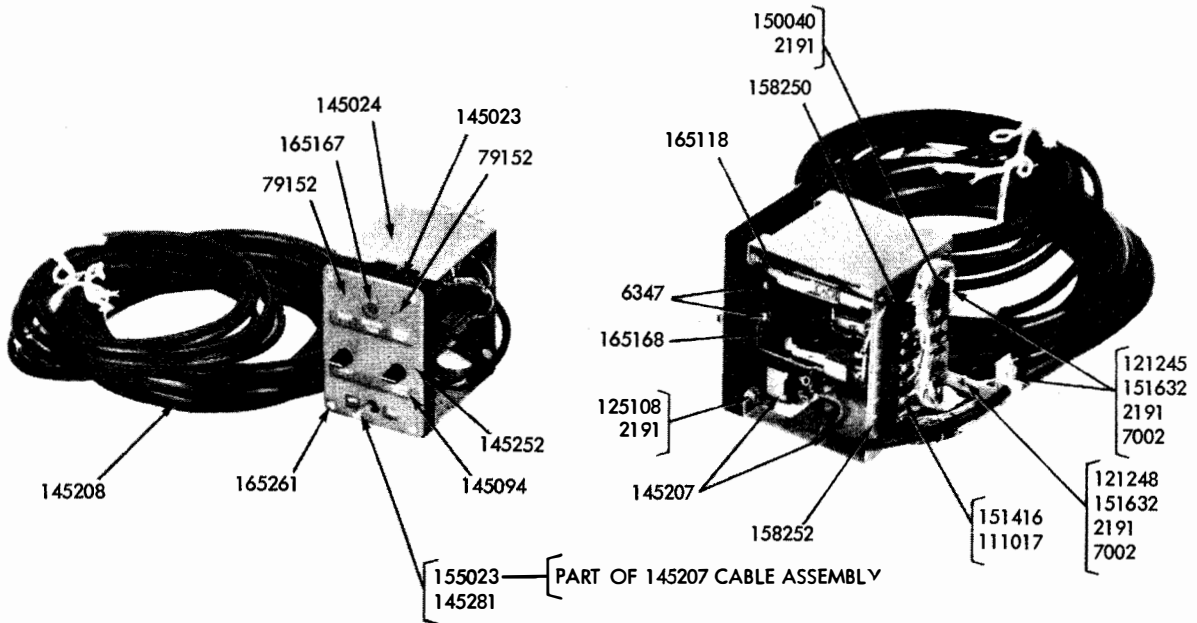
FIGURE 34. 193941** MODIFICATION KIT TO PROVIDE VENTILATION FOR UNIVERSAL CABINETS

340



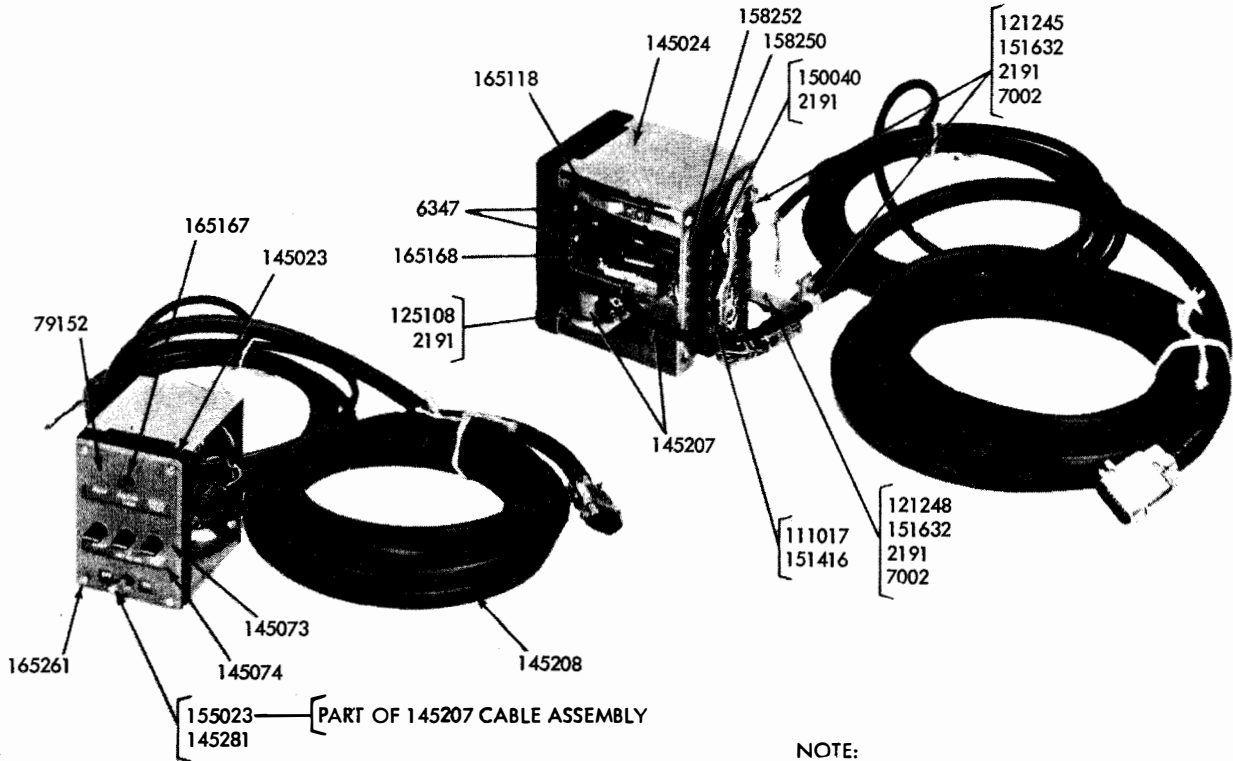
Specification 502075

FIGURE 35. 195540 MODIFICATION KIT TO PROVIDE STATIC ELIMINATOR TO NEUTRALIZE ELECTROSTATIC CHARGE ON PAGE COPY



NOTE:
MOUNT TO CABINET WITH 35551 SCREW

FIGURE 36. 145450 MODIFICATION KIT TO PROVIDE KEY AND LAMP ASSEMBLY



NOTE:
MOUNT TO CABINET WITH 35551 SCREW

FIGURE 37. 145010 MODIFICATION KIT TO PROVIDE KEY AND LAMP ASSEMBLY

312

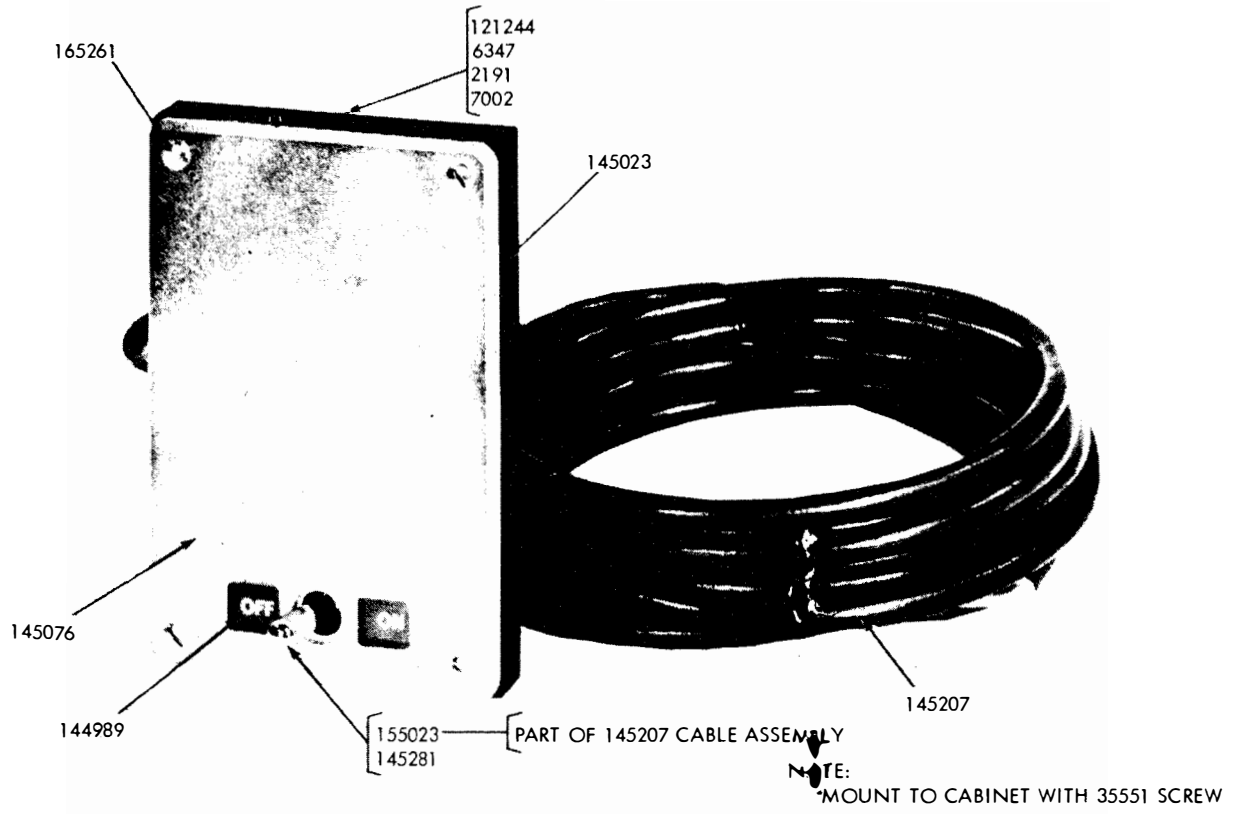


FIGURE 38. 145075 MODIFICATION KIT TO PROVIDE KEY AND LAMP ASSEMBLY




FIGURE 39. 145017 RECTIFIER-48 VOLTS D.C.

NUMERICAL INDEX

Part Number	Description and Page Number	Part Number	Description and Page Number	Part Number	Description and Page Number
1118	Screw, Shoulder (6-40) 18	92146	Nut (1/4-20 Hex) 3 to 5, 9, 10	125802	Washer, Flat 5, 6
1157	Screw (8-32 x 1/2 Fil) 24	92556	Holder, Fuse 16	129514	Spacer 16
1248	Screw (6-40 x 1/2 Flat) 22, 23	92854	Connector, Plug (2 Pt) 30	129919	Fuse (4 Amp) 18, 21, 27, 28
1253	Screw (8-32 x 3/8 Rd) 5, 6, 14	93130	Screw (1/4-20 x 1/2 Hex) 3, 4, 10	131228	Washer, Insulating 27
1264	Screw (10-32 x 1/2 Flat) 7, 8, 10	93191	Screw (4-40 x 5/16 Flat) 6	138191	Screw (3-48 x 1 Rd) 23
2191	Washer, Lock 3 to 5, 8, 10 to 30, 32, 33	93984	Washer, Lock 16	138225	Block, Terminal 22, 24, 27, 28
2449	Washer, Lock 3, 4, 9 to 11, 13, 19, 20	93985	Washer, Lock 16	139158	Connector, Receptacle (Duplex) 24, 27, 28
2669	Washer, Lock 4, 7 to 11, 13, 16, 19, 20, 23, 31	95005	Resistor (2500 Ohm) 27, 28	139335	Connector, Plug (6 Pt) 29
2846	Washer, Flat 3, 4, 10, 11, 13, 19, 20	95281	Screw (10-24 x 3/8 Fil) 9, 10	142108	Diode 26
3438	Washer, Flat 3, 11, 20	97492	Nut (10-24 Hex) 9, 10	144966	Bracket, Left 23
3595	Nut (1/4-32 Hex) 13	98718	Washer, Flat 16	144967	Bracket, Right 23
3598	Nut (6-40 Hex) 4, 11, 12, 14, 15, 18, 19, 22, 23, 25 to 28, 30	101833	Screw (8-32 x 5/16 Fil) 22	144969	Brace, Lower 23
3599	Nut (4-40 Hex) 3, 11	102214	Screw (6-40 x 13/64 Flat) 4	144971	Brace, Upper 23
3605	Nut (5/16-18 Hex) 3 to 5	103241	Block, Terminal 22	144972	Bracket 23
3606	Nut (6-40 Hex) 8	104124	Screw (1/4-32 x 11/32 Hex) 20	144974	Bracket 23
3646	Washer, Lock 14, 24	105567	Screw (10-24 x 1/2 Fil) 10	144979	Relay (700 Ohm) 26, 27
4814	Washer, Lock 3 to 5	107393	Switch, Toggle (SP-ST) 3, 14, 22, 27	144989	Plate, Designation 33
5599	Nut (8-32 Hex) 16	108103	Washer, Flat 19	145003	Relay (700 Ohm) 26, 27
6345	Nut (6-32 Hex) 27	110743	Washer, Lock 3 to 6, 24	145010	Modification Kit 32
6346	Screw (6-32 x 23/32 Fil) 16	111017	Screw (6-40 x 5/16 Fil) 16, 18, 19, 21, 25 to 28, 32	145017	Rectifier (48 V DC) 33
6347	Screw (6-32 x 3/8 Rd) 32, 33	111345	Bolt 11	145023	Panel, Rubber 32, 33
6827	Block 23	111346	Spring, Compression 11	145024	Shield Assembly 16, 32
7001	Washer, Flat 20	111516	Washer, Flat 10, 18, 21, 22	145029	Buzzer 15
7002	Washer, Flat 3, 4, 8, 10 to 29, 32, 33	112626	Nut (10-32 Hex) 7, 8, 10, 11, 23	145073	Panel, Plastic 32
8185	Screw (1/4-20 x 3/4 Fil) 5	112630	Spring 19, 20	145074	Plate, Designation 32
8669	Screw, Shoulder (6-40) 13	113099	Screw, Thumb (6-40) 18	145075	Modification Kit 33
25123	Screw (1/4-32 x 7/16 Hex) 11, 19, 20	114478	Nut (15/32-32 Hex) 15 to 16, 26, 28	145076	Panel, Plastic 33
35551	Screw (10-32 x 3/8 Flat) 7, 8, 10, 17, 32, 33	115594	Nut, Speed (8-32) 5, 23	145094	Plate, Designation 32
41382	Spring 19, 20	116783	Holder, Fuse 18, 21, 27 to 29	145207	Cable Assembly 32, 33
41663	Washer, Flat 4, 23	117535	Washer, Flat 19, 20, 31	145208	Cable Assembly 32
44048	Washer, Flat 24	117580	Holder, Fuse 26	145231**	Panel 16
45815	Washer, Lock 18, 21, 22	118510	Fuse (1/4 Amp) 30	145236**	Door 16
49514	Nut (8-32 Hex) 24	118578	Clamp, Cable (3/4" ID) 29	145237	Panel, Plastic 16
55320	Screw (8-32 x 7/16 Rd) 16	118659	Switch, Toggle 14	145238	Plate, Designation 16
73572	Screw (1/4-20 x 1 Hex) 9	118759	Block, Terminal 27	145239**	Bar, Guide 16, 17
74889	Block, Backstop Mounting 4	118865	Cover 5	145241	Panel, Fuse 16
75750	Washer, Insulating 27, 28	119401	Washer, Flat 16	145251	Washer, Cup 13 to 17
76862	Screw (1/4-20 x 1" Rd) 5	119650	Ring, Retaining 11, 12	145252	Panel, Plastic 32
77902	Screw (6-40 x 2-3/8 Rd) 27, 28	119651	Ring, Retaining 19, 20	145256	Connector, Plug (3 Pt) 16
78453	Nut (10-32 Hex) 19, 20	120175	Plate, Instruction (ON-OFF) 26	145264	Cable Assembly 16
79152	Lamp (48 V) 32	121242	Clamp, Cable (1/8" ID) 18	145265	Cable 16
82474	Terminal 18	121243	Clamp, Cable (3/16" ID) 19, 27	145266	Fuse (15 Amp SL-BL) 16
82702	Screw (6-40 x 9/32 Flat) 30	121244	Clamp, Cable (1/4" ID) 24, 31, 33	145281	Ring, Locking 17, 32, 33
84579	Washer, Flat 13	121245	Clamp, Cable (5/16" ID) 16, 24, 32	145317	Screw (6-40 Spl) 19
85318	Washer, Leather 8	121246	Clamp, Cable (3/8" ID) 18	145318	Screw (6-40 Spl) 19, 20
85609	Screw (1/4-20 x 5/8 Fil) 10	121247	Clamp, Cable (7/16" ID) 22	145430	Plate 19, 20
85791	Washer, Flat 10	121248	Clamp, Cable (1/2" ID) 32	145435**	Base 4
86329	Screw (6-40 x 7/16 Rd) 3	121249	Clamp, Cable (5/8" ID) 16, 20, 22	145445	Pad 4
86835	Spring 18, 19, 20, 24, 25, 26	121605	Bushing 11, 12	145446**	Panel, Front 4
86968	Pin, Cotter 9	124955	Bumper, Rubber 9	145448**	Plate, Duct 4
89548	Spring, Contact 23	125002	Screw (8-32 x 3/8 Flat) 16, 23	145450	Modification Kit 32
89782	Spring, Compression 11, 12	125011	Washer, Flat 4	145451	Bracket 4
90789	Washer, Flat 27	125015	Washer, Flat 4, 12	145452**	Panel, Right Side 4
90959	Screw (6-32 x 3/8 Oval) 13 to 17	125108	Screw (6-32 x 3/8 Fil) 3, 4, 16, 24, 32	145453**	Panel, Left Side 4
91683	Nut (15/32-32 Hex) 3, 14 to 17, 24, 26, 28	125185	Screw (10-32 x 1/4 Rd) 9	145454**	Cover, Top 4
91684	Nut (15/32-32 Ring) 3, 14, 15	125218	Nut (1/4-32 Hex) 11	145455**	Cover, Bottom 11
		125231	Nut (10-32 Hex) 10, 18, 21, 22, 31	145456**	Cover, Center 11
				145457**	Cover, Top 11
				145458**	Cover 4
				145459**	Frame, Outer 4
				145460	Bracket 11, 12
				145464	Keylever Assembly (C.R.) 11, 12
				145465	Keylever Assembly (L.F.) 11, 12
				145466	Spring, Compression 11, 12
				145467**	Door 11
				145468	Clamp, Right 11

**Refer to Page 1 for Finish Suffix

341

NUMERICAL INDEX (Continued)

Part Number	Description and Page Number	Part Number	Description and Page Number	Part Number	Description and Page Number
145469	Plate, Base 19	151436	Cover 27	153442	Screw (10-32 x 1/2 Hex) 10, 11, 18, 19, 21 to 23, 31
145470	Link W/Nut 19, 20	151442	Screw (6-40 x 1/2 Hex) 25, 26	153459	Block, Terminal 24 to 26
145471	Link W/Post 19, 20	151511	Gasket 11	153466	Cover 25, 26
145476	Bracket, Copylight 19	151540	Lampholder 14, 15, 17, 24, 27	153468	Insulator, Left (1-20) 25, 26
145481	Plate 23	151545	Guide, Paper 11	153470	Insulator, Right (20-40) 25, 26
145487	Screw, Shoulder (6-40) 19, 20	151549	Post 10	153484	Screw (6-32 x 1/4 Spl) 24 to 26
145489	Cable W/Terminals 19	151558	Nut, Speed 15	153537	Screw (6-40 x 9/32 Hex) 18, 19, 22
145490	Bolt, Latch 11, 12	151572	Washer, Lock 9, 23	153538	Screw (6-40 x 7/16 Hex) 12
145491	Extension 11, 12	151606	Screw (10-32 x 1/4 Hex) 20	153841	Screw (6-40 x 9/16 Hex) 27
145492	Screw, Thumb (6-40) 11, 12	151626	Terminal 18 to 22, 27	154127	Nut (6-40 Hex) 20
145493	Plate, Striker 4	151629	Nut (6-40 Lug) 27	154176	Bracket 19
145713	Pad 4	151630	Screw (6-40 x 1/4 Hex) 4, 5, 10, 17 to 21, 27	154251	Latch 16
145714	Pad 4	151631	Screw (6-40 x 5/16 Hex) 14, 15, 18 to 20, 22, 24	154335	Screw (6-40 x 9/32 Fil) 11
145769	Plate 4	151632	Screw (6-40 x 3/8 Hex) 4, 8, 13, 15, 16, 18 to 21, 26 to 29, 31, 32	154399	Plate, Identification (Bell) 10
145770	Bracket 4	151637	Screw (4-40 x 1/4 Fil) 24	154409**	Plate 3, 4
145771	Plate 4	151657	Screw (6-40 x 1/4 Fil) 30	154437	Insulator (1-20) 24
145772	Bracket 4	151658	Screw (6-40 x 5/16 Fil) 18 to 20, 24	154446	Cover 24
145773	Plate 4	151659	Screw (6-40 x 1/2 Fil) 16	155023	Switch, Toggle (DP-DT) 15 to 17, 24, 26 to 28, 32, 33
145774	Bracket 4	151686	Screw (4-40 x 3/8 Fil) 5, 6, 25, 26	155083	Lens, Indicator Light 15
145775	Bracket 4	151687	Screw (4-40 x 7/16 Fil) 3	155859	Screw (4-40 x 1/8 Spl) 24
145880	Screw (4-40 x 1/4 Oval) 16	151691	Screw (10-32 x 3/8 Fil) 16	155860	Screw (4-40 x 3/8 Rd) 24
145882	Terminal 16	151692	Screw (6-40 x 3/16 Fil) 11, 25, 26	155861	Washer, Lock 24
145892	Shield, Light 19	151693	Screw (6-40 x 9/16 Fil) 27, 28	156740	Screw (6-40 x 7/32 Hex) 12, 22, 27, 28
146138	Plate 16	151721	Screw (6-40 x 3/4 Hex) 20	156770	Plate, Identification (Teletype) 4, 10
146149	Plate, Base 19, 20	151722	Screw (6-40 x 3/16 Hex) 11, 19, 20, 24 to 28	156976	Connector, Plug (32 Pt) 24
146163	Bracket, Right Top 11	151723	Screw (10-32 x 3/8 Hex) 10, 18, 20, 23	156993	Nut, Speed 4, 10
146164	Bracket, Left Top 11	151724	Screw (10-32 x 5/8 Hex) 11, 20, 22, 31	158250	Block, Terminal 16, 19, 20, 32
146165	Bracket, Right Top 11	151725	Screw (10-32 x 3/4 Fil) 22	158252	Insulator (1-6) 16, 19, 20, 32
146166	Bracket, Left Top 11	151733	Screw (4-40 x 9/16 Fil) 4	158258	Connector, Plug (20 Pt) 18
146167	Bracket, Right Center 11	151734	Screw (4-40 x 3/8 Hex) 22	158259	Connector, Receptacle (20 Pt) 22
146168	Bracket, Left Center 11	151827	Strap, Terminal 16, 24, 26, 28	158283	Connector, Receptacle (32 Pt) 24
146169	Bracket, Right Center 11	151880	Nut (4-40 Hex) 16	158286	Transformer 18, 19, 21, 24 to 28
146170	Bracket, Left Center 11	151982	Lamp, Incandescent (6 V) 4, 14, 15, 17 to 19	158649	Screw, Thumb (4-40) 11, 16
146171	Plate, Top 11	152124	Spacer 23	159238	Connector, Receptacle (2 Pt) 15
146173	Plate, Center 11	152426	Nut, Self-Locking (6-40 Hex) 27	159931	Clamp 24
146179	Plate, Bottom 11	152460	Bracket 18	159932	Keeper 24
146181	Bracket, Right Bottom 11	152461	Bracket 20	160339	Window, Glass 11
146182	Bracket, Left Bottom 11	152462	Latch, Right 18 to 20, 24 to 26	160341**	Hinge, Left 11
146183	Bracket, Right Bottom 11	152463	Latch, Left 18 to 20, 24 to 26	160344	Clamp, Left 11
146184	Bracket, Left Bottom 11	152464	Insulator (.062") 18 to 20, 25, 26	160349**	Hinge, Right 11
146185	Slide, Left Center 11	152465	Connector, Receptacle (20 Pt) 14, 24, 25, 27	160370	Switch, Push (NC) 15
146186	Slide, Right Center 11	152466	Connector, Receptacle (20 Pt) 14, 22, 24, 25, 27	161087	Insulator (1-6) 22
146187	Slide, Left Top 11	152467	Connector, Plug (20 Pt) 19, 20, 24 to 26	161683	Channel W/Rail 8
146188	Slide, Right Top 11	152755	Strap, Terminal 16, 26	161684	Channel, Right 8
146189	Latch 11	153017	Nut, Speed 23, 25 to 28	161703**	Cover, Top 5
146190	Bracket, Channel 11	153103	Screw, Self-Tapping (4-40) 4	161705	Strike, Fastener 4, 6
146291	Cable W/Terminals 20	153252	Link 19, 20	161706**	Door, Right Rear 6
146332	Bushing 11	153388	Stud 24 to 26	161707**	Door, Left Rear 6
146363	Cable Assembly 19	153400	Lamp, Incandescent (60 V) 13	161708	Latch, Magnetic 4 to 6
146967	Resistor (750 Ohm) 29	153441	Screw (10-32 x 7/16 Hex) 21	161710	Channel, Left 7
150040	Screw (6-40 x 5/8 Fil) 24, 32			161711	Block, Guide 7, 8, 10
150323	Washer, Flat 23, 25 to 28			161715	Channel, Right 7
150966	Insulator (1-4) 18, 19, 21, 25 to 28			161716	Block, Support 7, 8, 10
151113	Strip, Mounting 18 to 20			161731	Plate, Cover 5
151118	Plate, Spacing 18 to 20			161747	Plate, Nut 4 to 6
151146	Strap, Mounting 18 to 20			161748	Screw (5/16 - 18 x 5/8 Flat) 3 to 5
151159	Bracket 19, 20			161752	Channel, Duct 5
151335	Stud 18 to 22, 25 to 28			161986	Cover, Duct 5
151411	Block, Terminal 26, 28			161987	Plate, Duct 5
151412	Insulator (1-9) 26, 28			161994	Bracket, Terminal Block 22
151415	Block, Terminal 18, 19, 21, 25 to 28			161995	Bracket, Terminal Block 22
151416	Nut (6-40 Hex) 16, 18, 19, 21, 25 to 28, 32				
151427	Plate, Clamp 27				
151435	Insulator (1-30) 27				

**Refer to Page 1 for Finish Suffix

NUMERICAL INDEX (Continued)

Part Number	Description and Page Number	Part Number	Description and Page Number	Part Number	Description and Page Number
161998	Plate, Name (Teletype) 4, 5	172685	Slide, Left Inner 10	179299**	Door 4
162333	Stud, Locating 18 to 20	172693**	Panel, Right Side 3	179300**	Frame, Outer 4
162627	Nut, Speed (#6) 4, 5	172694**	Panel, Left Side 3	179303	Post 13
162687	Screw (6 x 1/2 Spl) 4, 5	172695	Base 3	179304	Plate, Nut 13
162692	Pin, Hinge 22	172696**	Brace, Front Bottom 3	179305**	Panel, Cover 13
162730	Screw (1/4-20 x 7/16 Hex) 5	172697**	Brace, Front Top 3	179306	Plate, Identification (ON-OFF) 13, 15
163163	Pad 5	172698**	Brace, Rear Bottom 3, 4	179307	Panel, Mounting 27
163973	Plate, Nut 7	172699**	Cover, Keyboard 10	179367	Plate, Identification 13
164081	Spacer 5	172700**	Door Assembly 9	179370	Lamp, Indicating (Red) 13
164087	Pan 8	172701**	Top 3	179371	Lamp, Indicating (Green) 13
164088	Pan Assembly 8	172702**	Panel, Rear 3, 4	179372	Shield, Light 4, 14
164604	Shield, Right Lamp 10	172703**	Panel, Top Rear 3, 4	179375	Cable Assembly 27
164606	Bracket, Mounting 22	172711	Plate, Cover 3	179376	Cable 27
164607	Bracket, Mounting 22	172712	Arm, Right Pivot 9	179378	Retainer, Keylever 11, 12
164609	Plate, Identification 3	172713	Arm, Left Pivot 9	179815**	Cover 4
164610	Brace 22	172714	Bracket, Spring 9	193350**	Cabinet 17
164613	Bracket, Right Mounting 10	172715	Screw, Captive (10-24) 3, 4	193535	Panel Assembly 24
164614	Bracket, Left Mounting 10	172717	Bushing 9	193536	thru
164615	Plate, Base 18	172718	Screw, Shoulder (1/4-20) 9	193541	Cable 24
164616	Brace 22	172719	Screw, Shoulder (1/4-20) 9	193542	Panel, Connector 24
164618	Handle 18	172758	Pad 3, 4	193543	Bracket, Left Front 23
164619	Plate, Mounting 22	172762	Bumper, Rubber 9	193544	Bracket, Left Rear 23
164620	Guard, Terminal Block 22	172763	Nut, Grip 3, 4	193545	Panel, Red Plastic 17
164622	Bracket, Left Mounting 18	172791**	Panel, Front 3	193546	Panel, Yellow Plastic 17
164623	Bracket, Right Mounting 18	172961	Screw, Stop (6-40) 18	193547	Plate, Mounting 17
164624	Cable Assembly 3, 22	173013**	Frame, Top 9	193548	Plate, Designation 17
164626	Holder, Left Lamp 18	173014**	Frame, Left 9	193549	Panel, Plastic 17
164627	Holder, Right Lamp 18	173015**	Frame, Right 9	193570	Relay 28
164629	Bracket 18, 21	173016**	Frame, Bottom 9	193571	Cable 28
164730	Bracket 18	173017	Frame, Door 9	193574	Cable Assembly 14
164733	Shield, Left Lamp 10	173018	Gasket 9	193575	Plate, Mounting 28
164754	Plate, Name 4	173019	Panel, Glass 9	193576**	Panel, Fixed Cover 14
164899	Pad, Side Top 3	173974	Screw (10-32 x 5/16 Hex) 19, 20	193577	Clamp 12, 13
164900	Pad, Side Bottom 3	174456	Plate, Nut 5	193657	Switch, Push Button 14
164901	Pad, Rear Panel 3, 4	176130	Arm, Right Pivot 9	193658	Plate, Identification 14
164902	Pad, Side Center 3	176131	Arm, Left Pivot 9	193855**	Cover W/Clips 5
164903	Pad, Rear Top 3, 4	176132	Arm, Right Pivot 9	193941**	Modification Kit 30
164927	Cable 18	176133	Arm, Left Pivot 9	193942	Fan Assembly 30
164928	Cable Assembly 18	176134	Bracket, Mounting 3	193943	Cable Assembly 30
164955	Guide, Right 22	177010	Driver Assembly, Selector Magnet 27	193944**	Extension, Fan Mounting 30
164956	Guide, Left 22	178261	Handle, Door 4	193994	Holder Assembly, Fuse 30
164999	Cable W/Terminals 21	178389	Power Unit 31	194366	Plate, Lamp Halder 14, 15
165103	Screw (12-24 x 5/8 Rd) 23, 25 to 28	178390	Bar, Static Eliminator 31	194412	Plate, Identification 14
165118	Socket, Lamp 32	178391	Cable, Inductor 31	194494**	Panel, Control 15
165167	Lamp, Neon 32	178392	Plug, Outlet 31	194495	Plate, Identification 15
165168	Key 32	178840	Capacitor (400 MFD) 27	194496	Plate, Mounting 25
165261	Screw (4-40 x 3/8 Oval) 17, 32, 33	178841	Transformer 27	194497	Plate, Mounting 26
165469	Strip, Terminal 24	178843	Plate, Mounting 27	194498**	Panel, Front 4
170573	Rectifier Assembly 29	178859	Card, Circuit 27	194499	Cable Assembly 15
171461	Capacitor (900 MFD) 29	178868	Resistor (700 Ohm) 27	194799	Cable Assembly 15
171463	Resistor (1 Ohm) 29	178886	Cable W/Terminals 27	194800	Cable Assembly 25
171541	Diode 27	178887	Cable W/Terminals 27	195216**	Brace, Top Front 4
171609	Diode 29	178888	Clip 27	195394	Plate Assembly, Right Mounting 25
171610	Transformer 29	179130	Screw, Shoulder (10-32) 11	195395	Plate Assembly, Left Mounting 26
171644	Fuse (1.5 Amp) 29	179131	Screw (10-24 x 5/8 Hex) 3, 4	195396	Cable Assembly 25
171651	Connector, Receptacle (6 Pt) 29	179132	Collar, Spacing 9	195522	Guard, Relay 26
172650	Slide, Left Top Outer 10	179164	Bracket 20	195531	Cable Assembly 29
172651	Slide, Right Top Outer 10	179290**	Cover, Bottom	195540	Modification Kit 31
172654	Slide, Left Center Outer 10	179291**	Cover, Middle & Top 12	195543	Bracket, Mounting 31
172655	Slide, Right Center Outer 10	179293**	Panel, Keyboard 13	195611	Fuse (15 Amp SL-BL) 26
172658	Slide, Right Bottom Outer 10	179294	Bracket 13	196930	Grill 30
172659	Slide, Left Bottom Outer 10	179295	Window, Plastic 12	196931	Clip 30
172682	Slide, Right Middle 10	179296	Clamp, Window 12	197603	Bracket 23
172683	Slide, Left Middle 10	179297	Bracket, Right 11	197846	Cable Assembly 23
172684	Slide, Right Inner 10	179298	Bracket, Left 11	198092	Fan 30

**Refer to Page 1 for Finish Suffix

316