

MAY 27 1964

BULLETIN 1077B

PARTS  
METAL TABLES

**TELETYPE<sup>®</sup>**  
**CORPORATION**  
SUBSIDIARY OF *Western Electric Company* INC.  
SKOKIE, ILLINOIS, U. S. A.



## LIST OF EFFECTIVE PAGES

October, 1960  
 (Supersedes September, 1955 issue)

PAGE NUMBER	CHANGE IN EFFECT	PAGE NUMBER	CHANGE IN EFFECT
A to B	Change 1	26	Change 1
1	Original	27 to 28	Original
2 to 4	Change 1	29	Change 1
5 to 7	Original	30 to 32	Original
8	Change 1	33 to 34	Change 1
9	Original	35 to 36	Original
10 to 11	Change 1	37	Change 1
12 to 14	Original	38 to 40	Original
15 to 17	Change 1	41 to 42	Change 1
18 to 22	Original	43 to 44	Original
23	Change 1	45 to 50	Change 1
24 to 25	Original		

The above list indicates the effective pages as of the date of issue. Upon receipt of change pages, insert them numerically and discard the superseded pages.

## TABLE OF CONTENTS

<u>MODEL 14 EQUIPMENT TABLES</u>	PAGE
Perforator Set .....	23, 24
Reperforator Set .....	1
Reperforator Transmitter Distributor Set .....	2, 3, 4, 6, 25, 26
 <u>MODEL 15 EQUIPMENT TABLES</u>	
Page Printer Set .....	1, 2, 7, 8, 9, 11, 12, 13
Tape Transmission Duplex Set .....	10, 14
 <u>MODEL 19 EQUIPMENT TABLES</u>	
Page Printer Set .....	4, 5, 15, 16, 17, 18, 19, 20, 21, 22
 <u>MODEL 20 EQUIPMENT TABLES</u>	
Perforator Transmitter Distributor Set (6-unit code) .....	27
<u>ACCESSORIES</u> .....	7, 39, 40, 41, 42, 43, 44
<u>ELECTRICAL FITTINGS</u> .....	38
<u>ELECTRICAL SERVICE ASSEMBLIES</u> .....	30, 31, 32, 33, 34, 35, 36, 37
<u>SILENCING PADS</u> .....	28
<u>TRANSMITTER DISTRIBUTOR MOUNTING PLATE ASSEMBLY</u> .....	29
<u>NUMERICAL INDEX</u> .....	45, 46, 47, 48, 49, 50

TABLES COVERED HEREIN CLASSIFIED AS TO TELETYPE  
CODE NUMBER

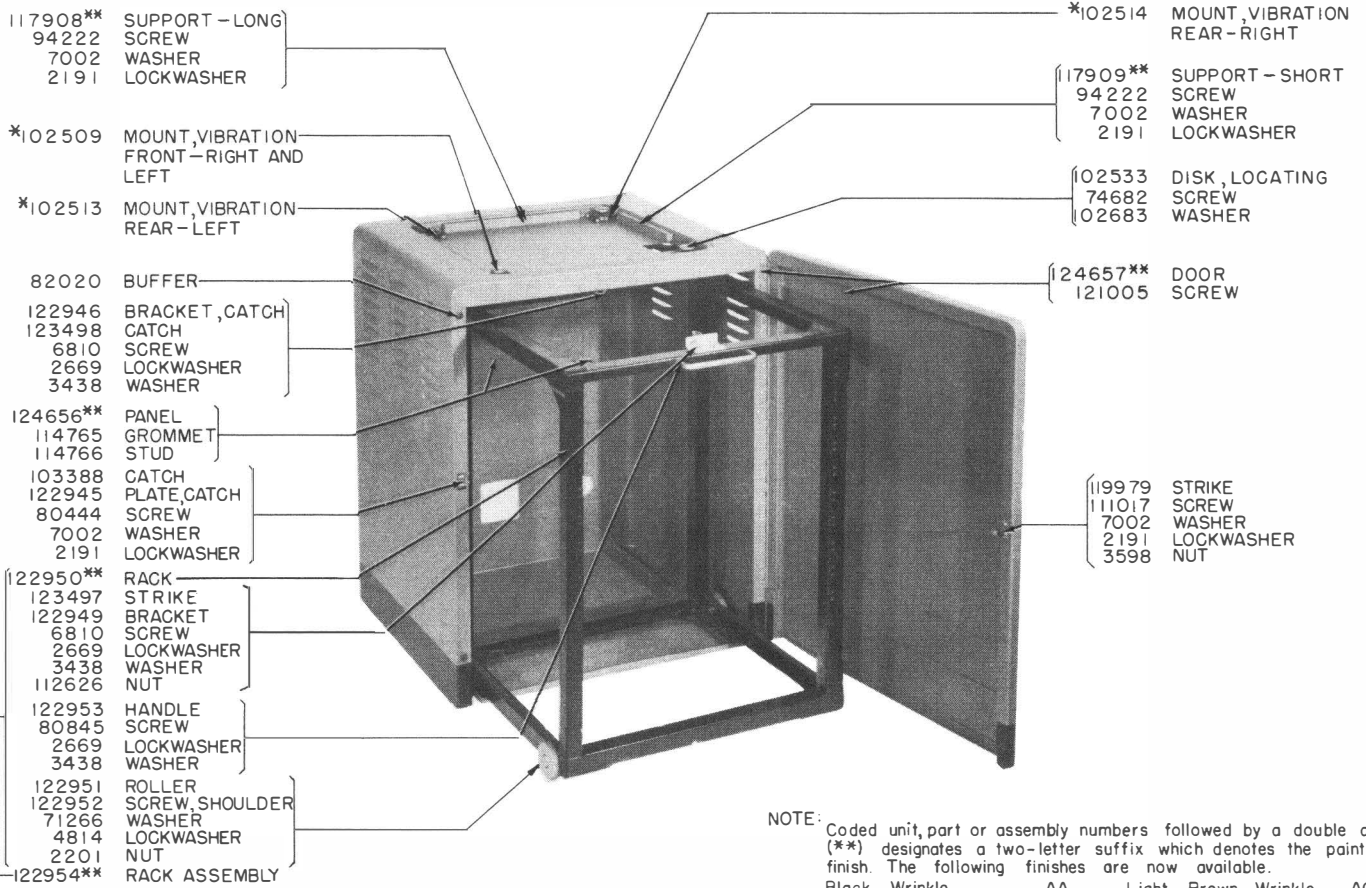
NUMBER	PAGE	NUMBER	PAGE	NUMBER	PAGE
<u>PET</u>					
PET3.....	23	XRT110.....	11	XRT205**.....	18
PET200**.....	23	XRT111.....	12	XRT206**.....	18
PET201**.....	23	XRT114.....	5, 15	XRT207**.....	4, 5
PET202**.....	24	XRT115.....	2	XRT208**.....	19, 20
<u>RT</u>					
RT200**.....	7	XRT116.....	4	XRT209**.....	10
RT201**.....	1	XRT118.....	2	XRT210**.....	3
RT202**.....	1	XRT119.....	13	XRT211**.....	21, 22
RT204**.....	8	XRT120.....	3	XRT212**.....	10
<u>XRT</u>					
XRT101.....	9	XRT123.....	14	XRT214**.....	3
XRT103.....	10	XRT124.....	4, 5	<u>XT</u>	
XRT105.....	10	XRT200**.....	2	XT41.....	25
		XRT201**.....	2	XT200**.....	7
		XRT202**.....	4, 5	XT201**.....	27
		XRT204**.....	16, 17	XT202**.....	6

BELL SYSTEM ONLY

When ordering parts from this bulletin, prefix each number with the letters TP,



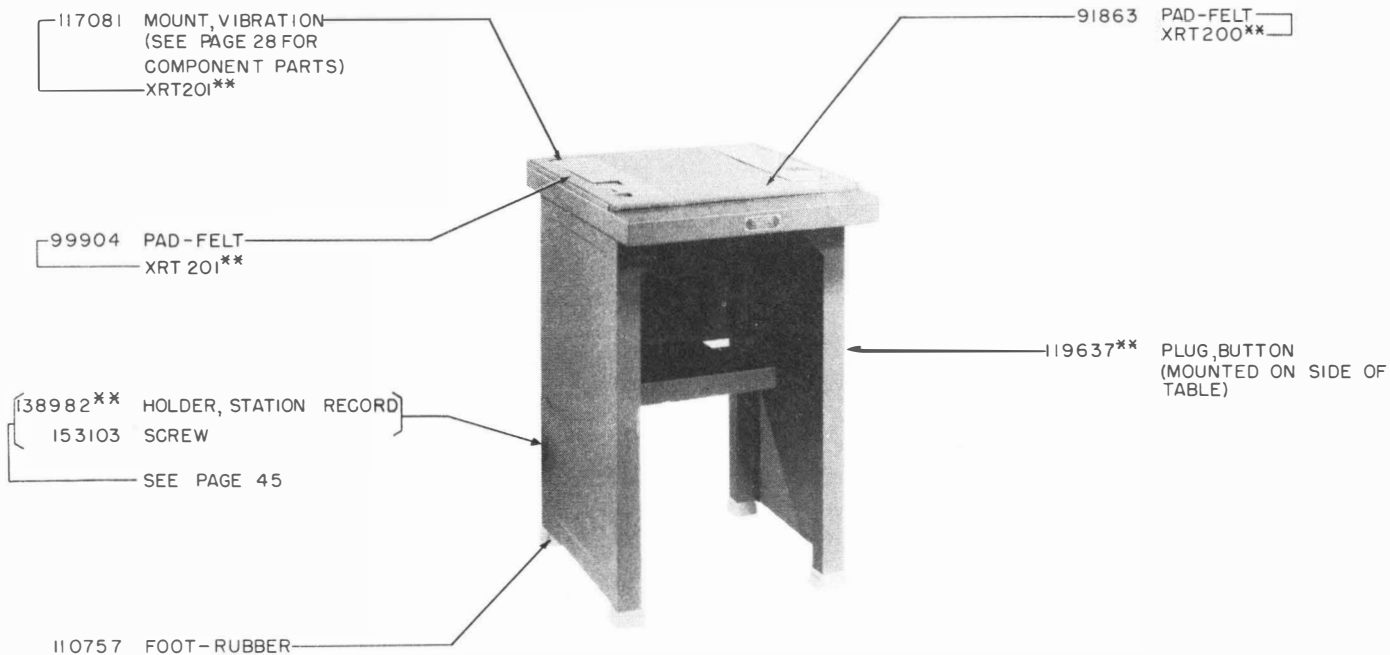
RT201\*\* TABLE ACCOMMODATES A MODEL 14 REPERFORATOR



\*MOUNTING PARTS TO SECURE  
THE VIBRATION MOUNTS TO THE TABLE  
6746 SCREW  
2191 LOCKWASHER  
7002 WASHER  
3598 NUT

NOTE: Coded unit,part or assembly numbers followed by a double asterisk (\*\*\*) designates a two-letter suffix which denotes the paint finish. The following finishes are now available.  
Black Wrinkle - AA Light Brown Wrinkle - AC  
Gray Green Wrinkle - AB Dark Brown Wrinkle - AD  
In addition to the colors listed above other colors may be provided on request.


RT202\*\* TABLE ACCOMMODATES A MODEL 15 RECEIVING - ONLY PAGE PRINTER



NOTE:  
THE XRT115(BLACK WRINKLE) TABLE  
HAS BEEN RENUMBERED(XRT200\*\*)   
TO FIT THE NEW FINISH DESIGNATING  
SYSTEM.


FRONT VIEW

XRT200\*\* AND XRT201\*\* TABLES ACCOMMODATE A MODEL 15 SENDING-RECEIVING PAGE PRINTER  
(UNLESS OTHERWISE SPECIFIED ALL PARTS LISTED ABOVE ARE COMMON TO XRT200\*\*AND XRT201\*\*)

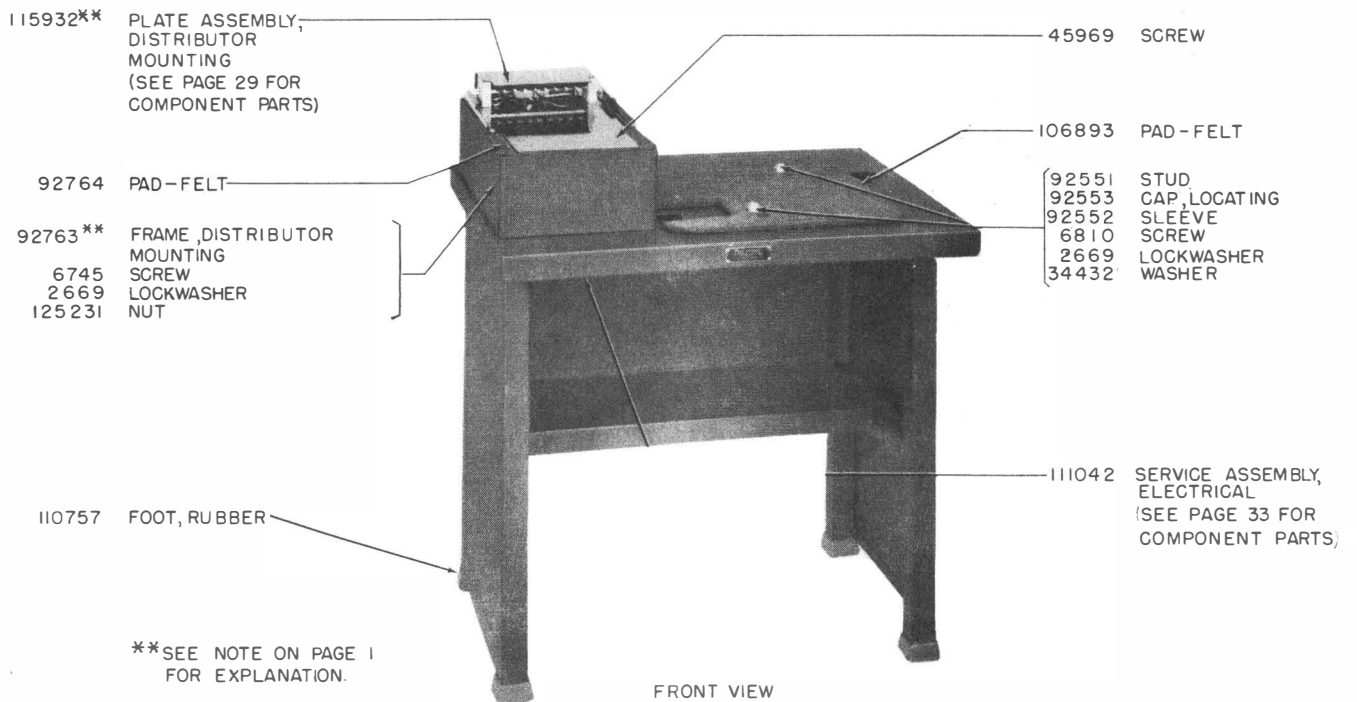


FRONT VIEW

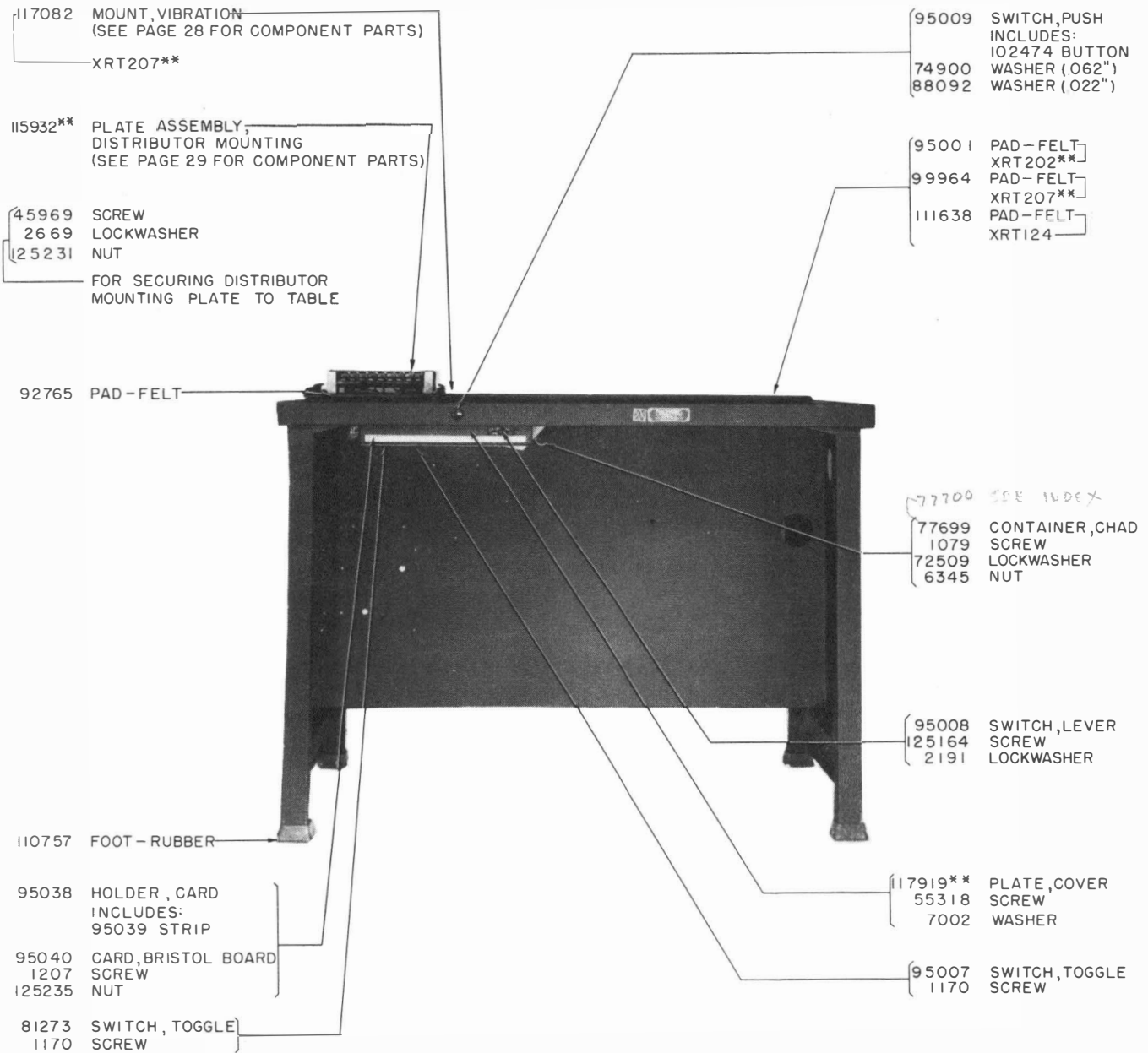
XRT118 TABLE ACCOMMODATES A MODEL 14 TYPING REPERFORATOR (HIGH BASE)  
AND A TRANSMITTER DISTRIBUTOR(BLACK WRINKLE)



XRT210\*\* TABLE ACCOMMODATES A MODEL 14 SENDING-RECEIVING OR RECEIVING-ONLY TYPING REPERFORATOR AND A TRANSMITTER DISTRIBUTOR (LOW BASE)



XRT214\*\* TABLE ACCOMMODATES A MODEL 14 REPERFORATOR (RPE) AND A TRANSMITTER DISTRIBUTOR (FORMERLY XRT120 BLACK WRINKLE)



NOTE:  
SEE PAGE 5 FOR REAR VIEW.

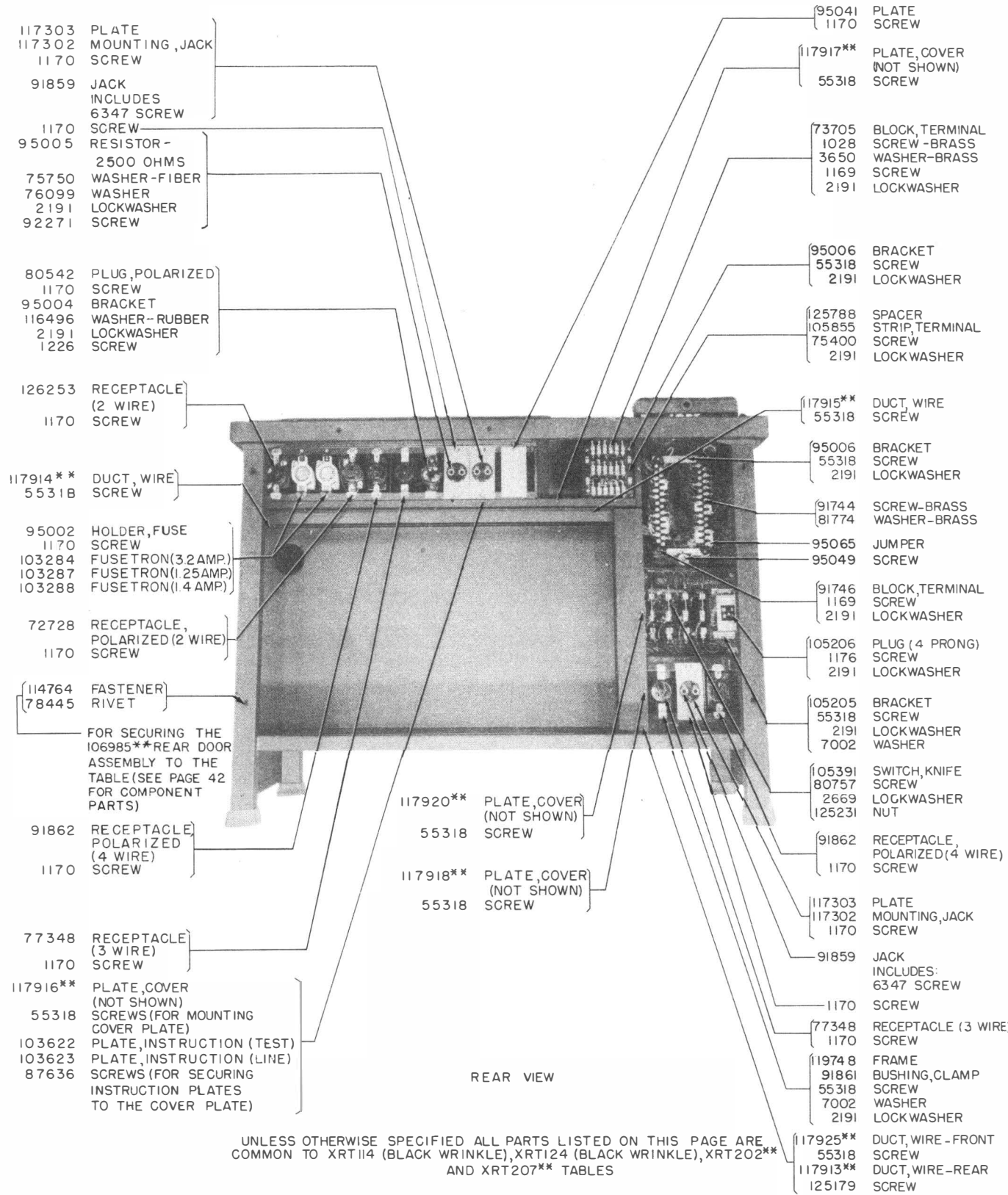
\*\* SEE NOTE ON PAGE  
1 FOR EXPLANATION.

FOR ELECTRICAL FITTINGS  
ASSOCIATED WITH THE  
TABLES LISTED, SEE PAGE 38

NOTE:  
THE XRT116 (BLACK WRINKLE) TABLE HAS FRONT VIEW  
BEEN RENUMBERED (XRT202\*\*) TO FIT  
THE NEW FINISH DESIGNATING SYSTEM.

XRT124 TABLE ACCOMMODATES A MODEL 14 TYPING REPERFORATOR  
AND A TRANSMITTER DISTRIBUTOR (BLACK WRINKLE)  
XRT202\*\* AND XRT207\*\* TABLES ACCOMMODATES A MODEL 19 PAGE PRINTER SET  
(XRT207\*\* TABLE IS THE SAME AS THE XRT202\*\* TABLE EXCEPT EQUIPPED WITH VIBRATION MOUNTS)  
(UNLESS OTHERWISE SPECIFIED ALL PARTS LISTED ON THIS PAGE ARE  
COMMON TO XRT124 (BLACK WRINKLE), XRT202\*\* AND XRT207\*\*)





- 117303 PLATE
- 117302 MOUNTING, JACK
- 1170 SCREW
- 91859 JACK
- INCLUDES
- 6347 SCREW
- 1170 SCREW
- 95005 RESISTOR -
- 2500 OHMS
- 75750 WASHER - FIBER
- 76099 WASHER
- 2191 LOCKWASHER
- 92271 SCREW
- 80542 PLUG, POLARIZED
- 1170 SCREW
- 95004 BRACKET
- 116496 WASHER - RUBBER
- 2191 LOCKWASHER
- 1226 SCREW
- 126253 RECEPTACLE
- (2 WIRE)
- 1170 SCREW
- 117914\*\* DUCT, WIRE
- 55318 SCREW
- 95002 HOLDER, FUSE
- 1170 SCREW
- 103284 FUSE TRON(3.2 AMP)
- 103287 FUSE TRON(1.25 AMP)
- 103288 FUSE TRON(1.4 AMP)
- 72728 RECEPTACLE,
- POLARIZED(2 WIRE)
- 1170 SCREW
- 114764 FASTENER
- 78445 RIVET
- FOR SECURING THE
- 106985\*\* REAR DOOR
- ASSEMBLY TO THE
- TABLE (SEE PAGE 42
- FOR COMPONENT
- PARTS)
- 91862 RECEPTACLE,
- POLARIZED
- (4 WIRE)
- 1170 SCREW
- 77348 RECEPTACLE
- (3 WIRE)
- 1170 SCREW
- 117916\*\* PLATE, COVER
- (NOT SHOWN)
- 55318 SCREWS (FOR MOUNTING
- COVER PLATE)
- 103622 PLATE, INSTRUCTION (TEST)
- 103623 PLATE, INSTRUCTION (LINE)
- 87636 SCREWS (FOR SECURING
- INSTRUCTION PLATES
- TO THE COVER PLATE)

- 117920\*\* PLATE, COVER
- (NOT SHOWN)
- 55318 SCREW
- 117918\*\* PLATE, COVER
- (NOT SHOWN)
- 55318 SCREW

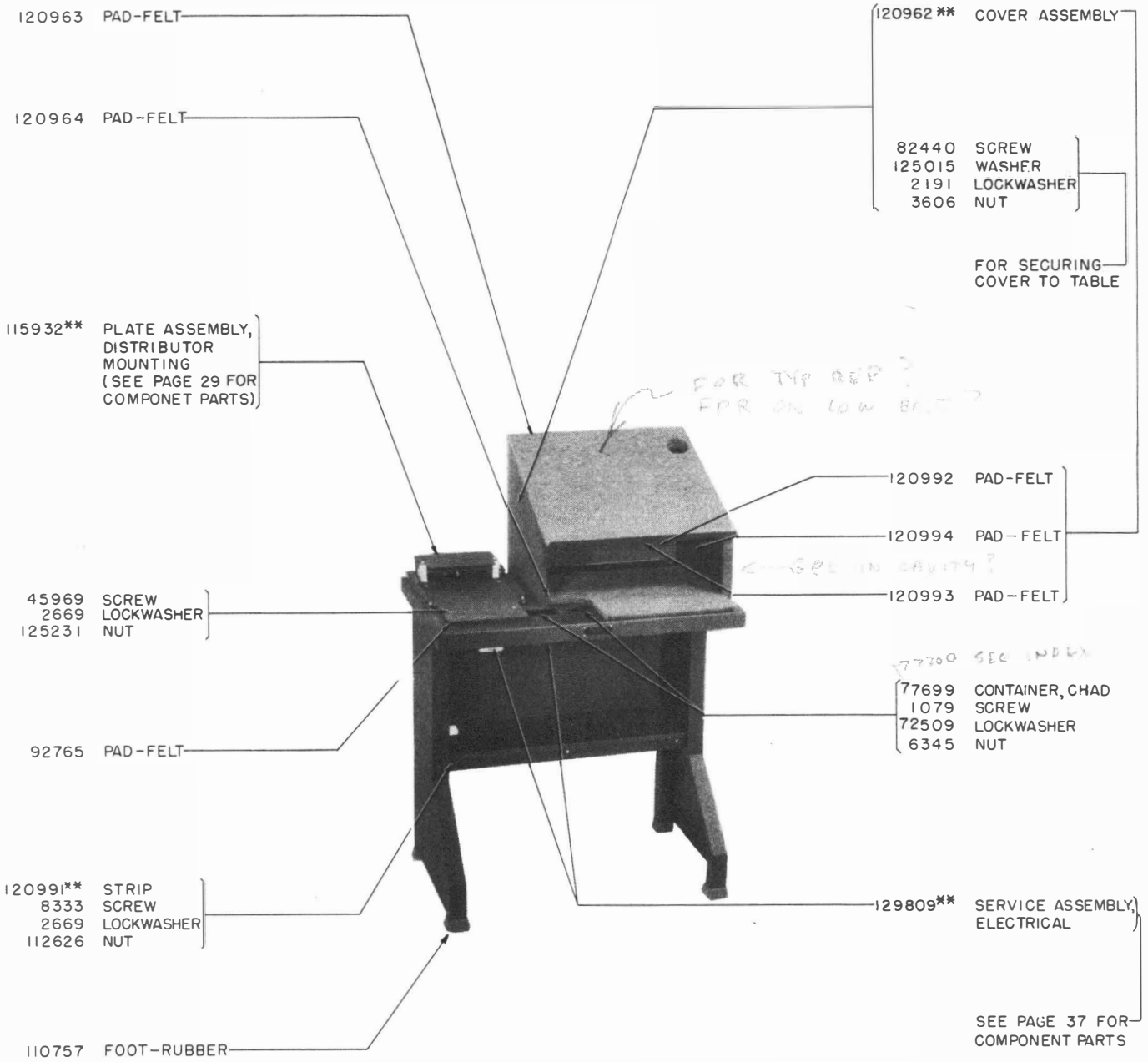
REAR VIEW

- 95041 PLATE
- 1170 SCREW
- 117917\*\* PLATE, COVER
- (NOT SHOWN)
- 55318 SCREW
- 73705 BLOCK, TERMINAL
- 1028 SCREW - BRASS
- 3650 WASHER - BRASS
- 1169 SCREW
- 2191 LOCKWASHER
- 95006 BRACKET
- 55318 SCREW
- 2191 LOCKWASHER
- 25788 SPACER
- 105855 STRIP, TERMINAL
- 75400 SCREW
- 2191 LOCKWASHER
- 117915\*\* DUCT, WIRE
- 55318 SCREW
- 95006 BRACKET
- 55318 SCREW
- 2191 LOCKWASHER
- 91744 SCREW - BRASS
- 81774 WASHER - BRASS
- 95065 JUMPER
- 95049 SCREW
- 91746 BLOCK, TERMINAL
- 1169 SCREW
- 2191 LOCKWASHER
- 105206 PLUG (4 PRONG)
- 1176 SCREW
- 2191 LOCKWASHER
- 105205 BRACKET
- 55318 SCREW
- 2191 LOCKWASHER
- 7002 WASHER
- 105391 SWITCH, KNIFE
- 80757 SCREW
- 2669 LOGWASHER
- 125231 NUT
- 91862 RECEPTACLE,
- POLARIZED(4 WIRE)
- 1170 SCREW
- 117303 PLATE
- 117302 MOUNTING, JACK
- 1170 SCREW
- 91859 JACK
- INCLUDES:
- 6347 SCREW
- 1170 SCREW
- 77348 RECEPTACLE (3 WIRE)
- 1170 SCREW
- 119748 FRAME
- 91861 BUSHING, CLAMP
- 55318 SCREW
- 7002 WASHER
- 2191 LOCKWASHER
- 117925\*\* DUCT, WIRE - FRONT
- 55318 SCREW
- 117913\*\* DUCT, WIRE - REAR
- 125179 SCREW

UNLESS OTHERWISE SPECIFIED ALL PARTS LISTED ON THIS PAGE ARE COMMON TO XRT114 (BLACK WRINKLE), XRT124 (BLACK WRINKLE), XRT202\*\* AND XRT207\*\* TABLES

NOTE: SEE PAGE 15 FOR FRONT VIEW OF XRT114 (BLACK WRINKLE) TABLE.  
SEE PAGE 4 FOR FRONT VIEW OF XRT124 (BLACK WRINKLE), XRT202\*\* AND XRT207\*\* TABLES.

\*\*SEE NOTE ON PAGE 1 FOR EXPLANATION.




\*\* SEE NOTE ON PAGE 1 FOR EXPLANATION.

FRONT VIEW

XT202\*\* TABLE ACCOMMODATES A MODEL 14 PERFORATOR AND A TRANSMITTER DISTRIBUTOR

118283\*\* PLATE, ADAPTER

NOTE:  
USED WHEN MOUNTING  
A 14 TYPE TYPING  
REPERFORATOR.



118514 PAD-FELT  
35503 FOOT-RUBBER  
1026 SCREW  
125015 WASHER  
LOCATED ON UNDER SIDE  
OF ADAPTER PLATE

115728\*\* ADAPTER PLATE ASSEMBLY  
(NOT INCLUDED WITH THE RT200\*\* TABLE)

102533 DISK, LOCATING  
74682 SCREW  
102683 WASHER

102513 MOUNT, VIBRATION

102509 MOUNT, VIBRATION

6746 SCREW  
7002 WASHER  
2191 LOCKWASHER  
3598 NUT

FOR SECURING THE  
VIBRATION MOUNTS TO THE  
TABLE

102532 FOOT-RUBBER  
1303 SCREW  
76099 WASHER  
3598 NUT

97840 RECEPTACLE, DUPLEX  
(2 WIRE)

103092 CONNECTOR, CORD  
5600 SPACER  
5668 BOX, SWITCH

101845 PLATE, CLAMP  
87635 SCREW

FOR SECURING SWITCH  
BOX TO TABLE


102528 STRIP  
125015 WASHER  
2191 LOCKWASHER  
6345 NUT

55309 SCREW

91746 BLOCK, TERMINAL  
91744 SCREW  
81774 WASHER

1026 SCREW  
2191 LOCKWASHER

FOR SECURING  
TERMINAL BLOCK TO TABLE



102514 MOUNT, VIBRATION

117909\*\* SUPPORT - SHORT  
117908\*\* SUPPORT - LONG  
94222 SCREW  
7002 WASHER  
2191 LOCKWASHER

102509 MOUNT, VIBRATION

117794 LAMP AND KEY ASSEMBLY  
(SEE PAGE 39 FOR  
COMPONENT PARTS)

117796 CABLE

102130 PLATE  
125143 SCREW

103017 RECEPTACLE (5 CONTACTS)  
55309 SCREW

102529 STRIP  
125015 WASHER  
2191 LOCKWASHER  
6345 NUT

125716 BOX, SWITCH  
101845 PLATE, CLAMP  
87635 SCREW  
91861 BUSHING, CLAMP

102541 RECEPTACLE (4 WIRE)

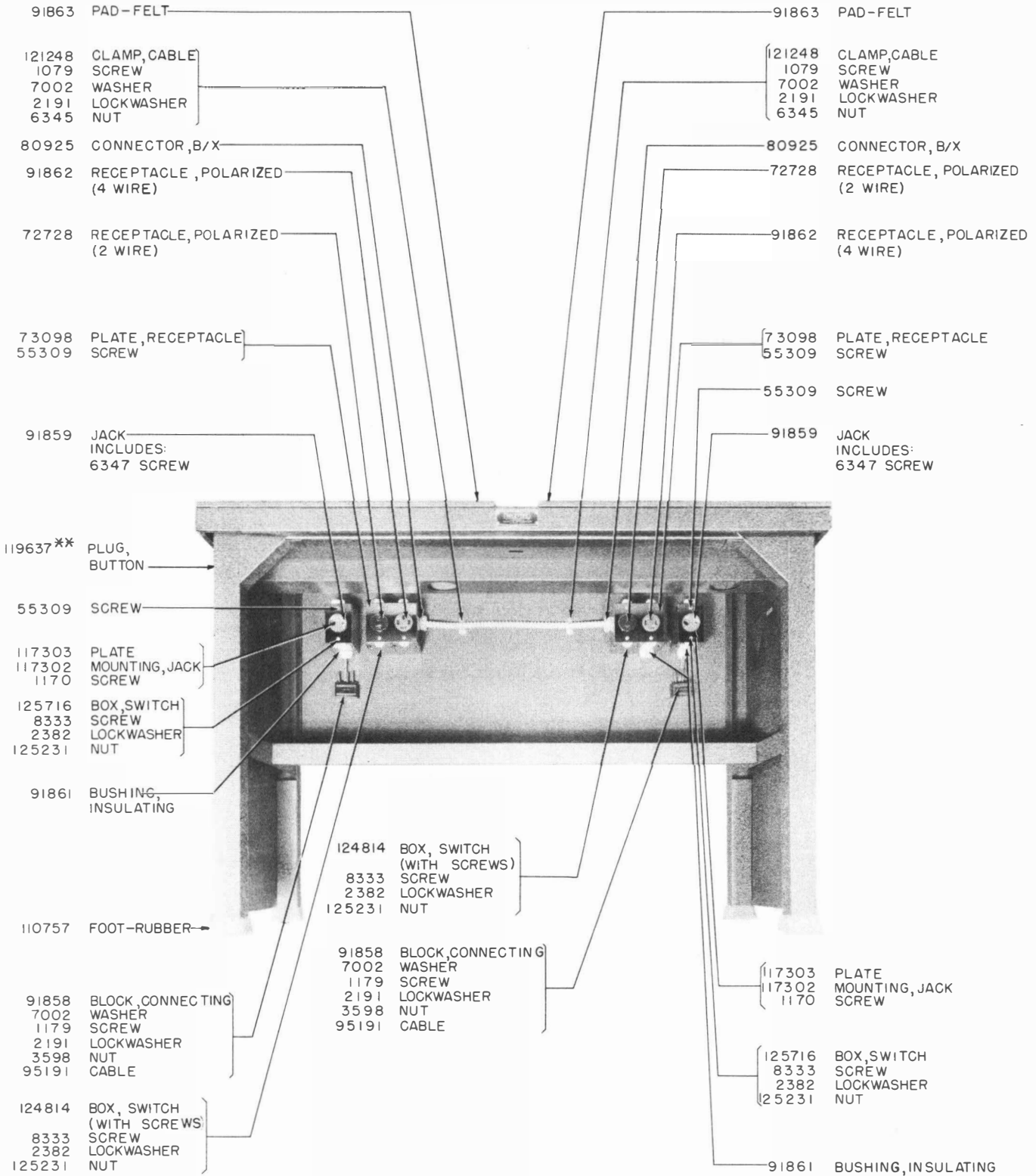
1079 SCREW

124178\*\* PLATE

\*\*SEE NOTE ON PAGE  
1 FOR EXPLANATION.

115719\*\* COVER PLATE ASSEMBLY REQUIRED WHEN A FRICTION  
FEED PRINTER IS USED (SEE ILLUSTRATION ON PAGE 40).  
115720\*\* PAPER SUPPLY COVER ASSEMBLY REQUIRED WHEN  
A SPROCKET FEED PRINTER IS USED (SEE  
ILLUSTRATION ON PAGE 44).  
NOT FURNISHED WITH THE RT200\*\* TABLE.

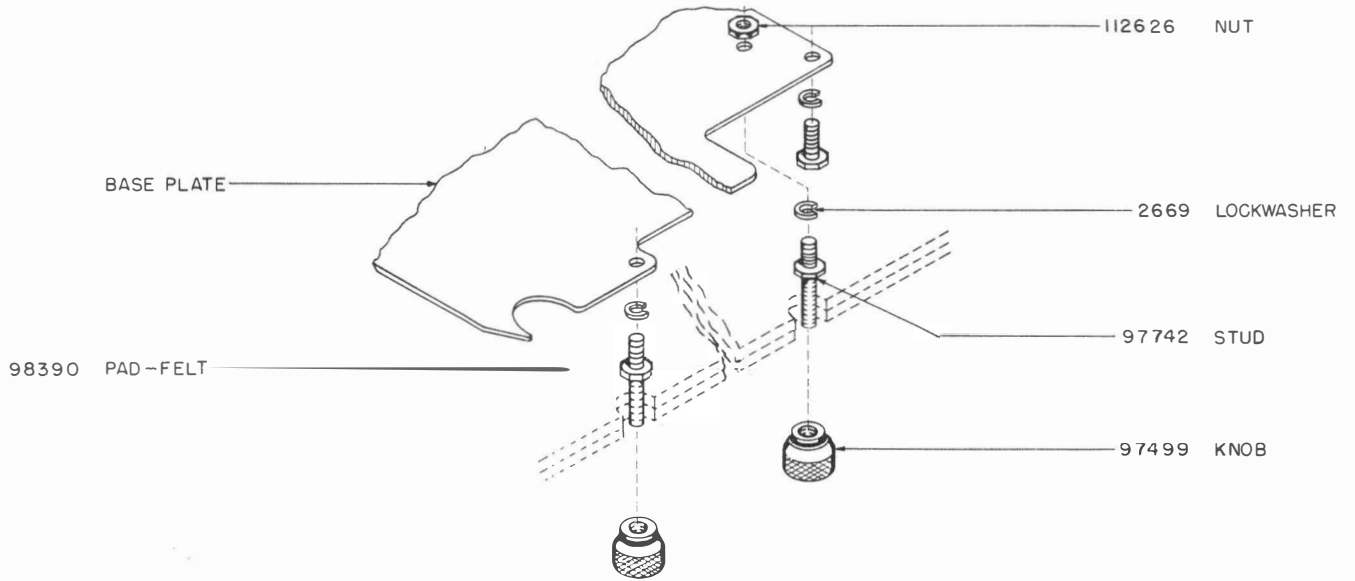
RT200\*\* (BELL 115C) TABLE ACCOMMODATES A MODEL 15 RECEIVING-ONLY PRINTER



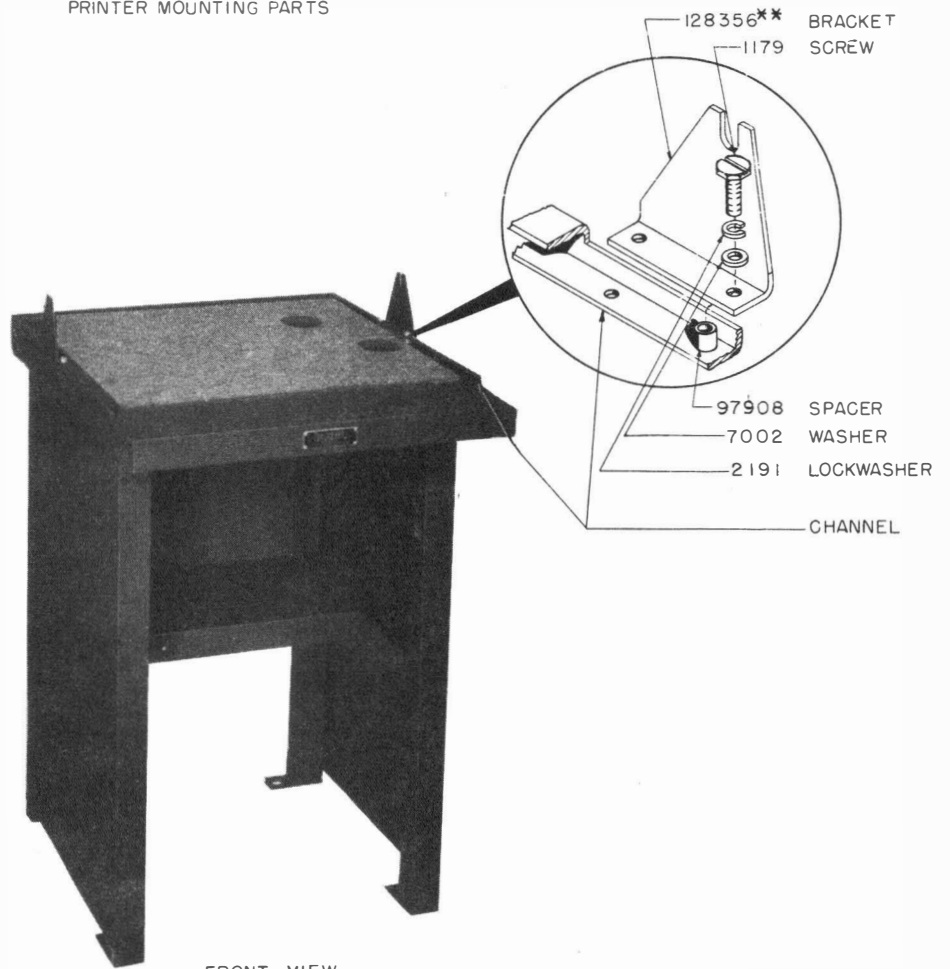
REAR VIEW

\*\* SEE NOTE ON PAGE  
1 FOR EXPLANATION.

RT204\*\* TABLE ACCOMMODATES TWO MODEL 15 RECEIVING-ONLY PRINTERS




ENLARGED RIGHT SIDE VIEW OF TABLE SHOWING LOCATION OF PRINTER MOUNTING PARTS

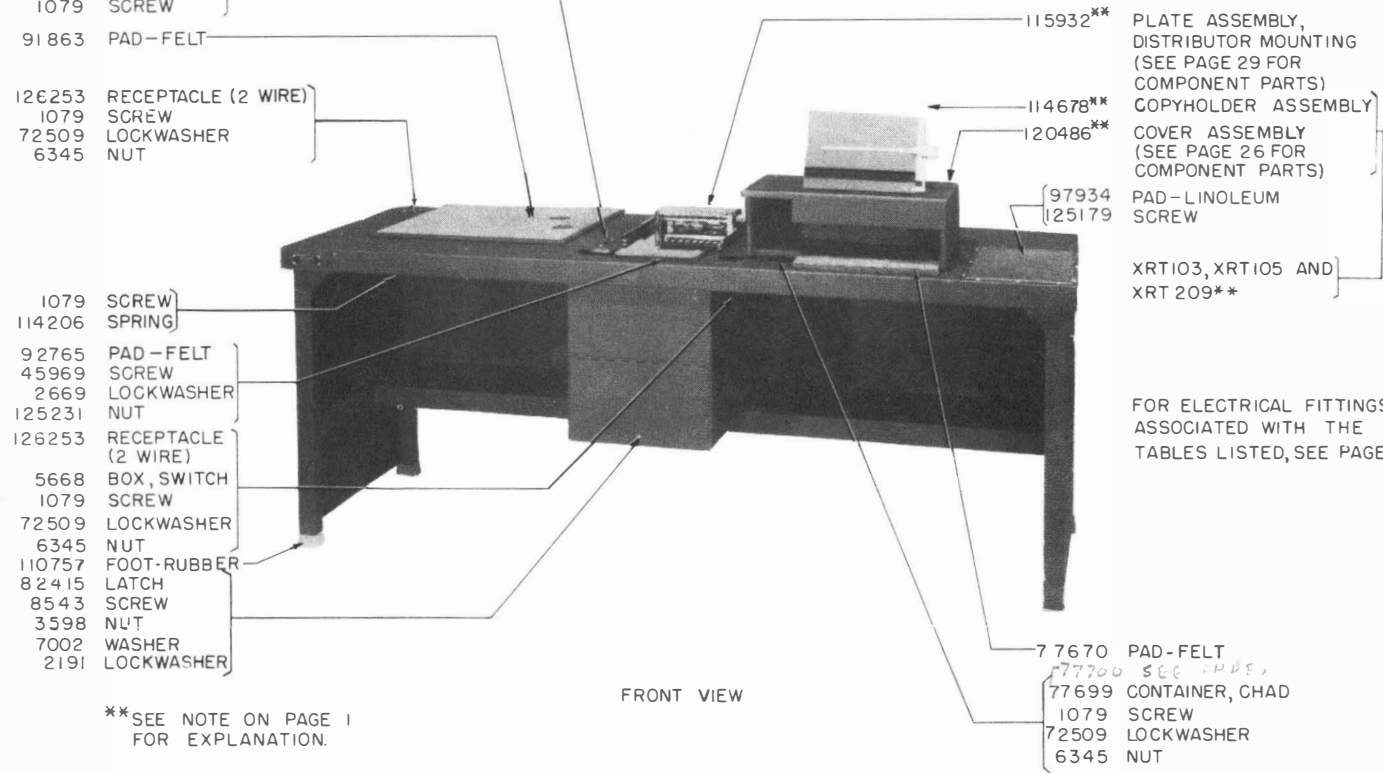


\*\* SEE NOTE ON PAGE 1 FOR EXPLANATION.

XRT101 TABLE ACCOMMODATES A MODEL 15 SENDING-RECEIVING PRINTER (BLACK SEMI GLOSS)



BOTTOM VIEW

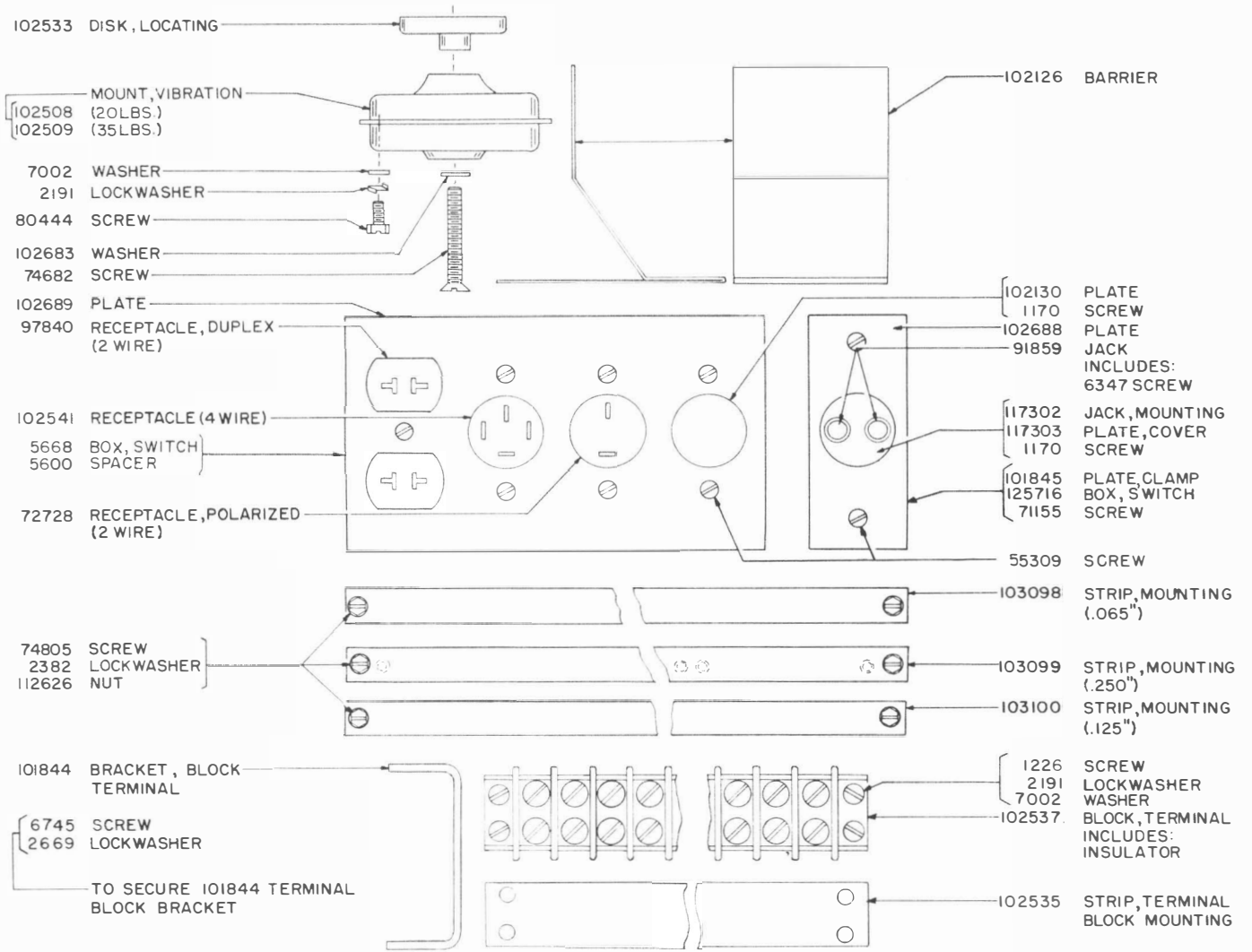


FRONT VIEW

\*\*SEE NOTE ON PAGE 1 FOR EXPLANATION.


XRT103 TABLE (BLACK WRINKLE), XRT105 TABLE (BLACK WRINKLE), XRT209\*\* TABLE AND XRT212\*\* TABLE ACCOMMODATES MODEL 15 PRINTERS, PERFORATORS AND TRANSMITTER DISTRIBUTORS. (XRT212\*\* TABLE IS WITHOUT COPYHOLDER AND PERFORATOR COVER. XRT103, XRT105 AND XRT209\*\* TABLES VARY IN ELECTRICAL COMPONENTS)

UNLESS OTHERWISE SPECIFIED ALL PARTS LISTED ON THIS PAGE ARE COMMON TO XRT103 (BLACK WRINKLE), XRT105 (BLACK WRINKLE), XRT209\*\* AND XRT212\*\*




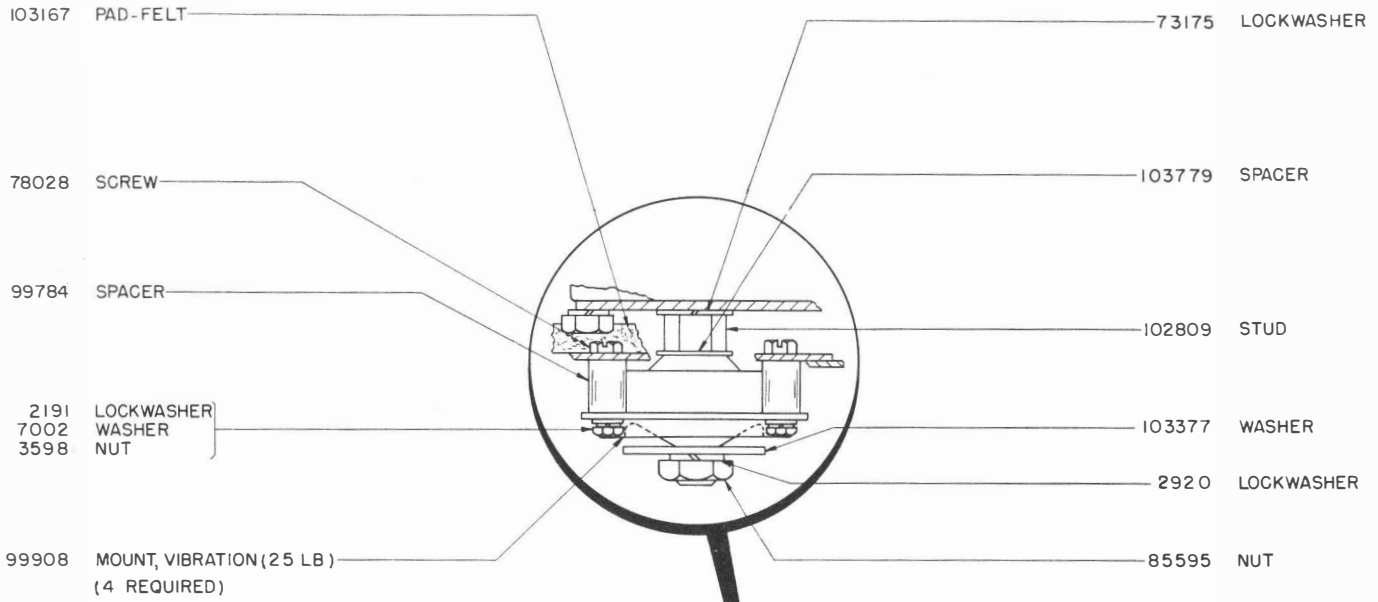
FOR ELECTRICAL FITTINGS ASSOCIATED WITH THE TABLE, SEE PAGE 38.

- 101861 PAD-RUBBER
- 1303 SCREW
- 76099 WASHER



- 102754 YOKE INCLUDES: 1248 SCREW 7002 WASHER 3599 NUT
- 102752 SWITCH
- 102753 PLATE, FLUSH
- 5668 BOX, SWITCH
- 102684 PLATE, CLAMP
- 8543 SCREW

XRT110 (BELL 115B) TABLE ACCOMMODATES A MODEL 15 PAGE PRINTER SET (DARK BROWN WRINKLE)

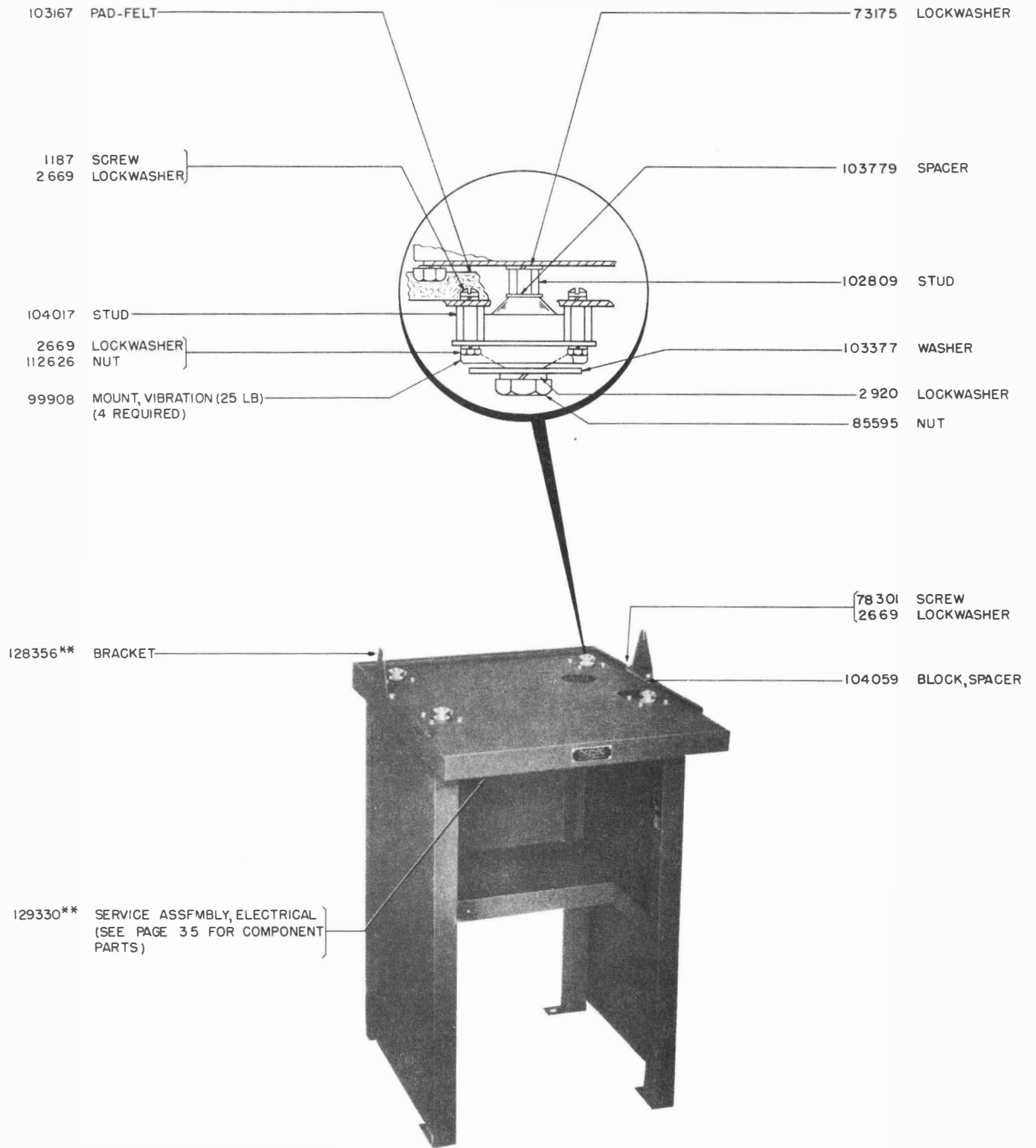


FRONT VIEW

\*\*SEE NOTE ON PAGE 1 FOR EXPLANATION.

XRTIII TABLE ACCOMMODATES A MODEL 15 SENDING-RECEIVING OR RECEIVING-ONLY PAGE PRINTER (BATTLESHIP GRAY SMOOTH)



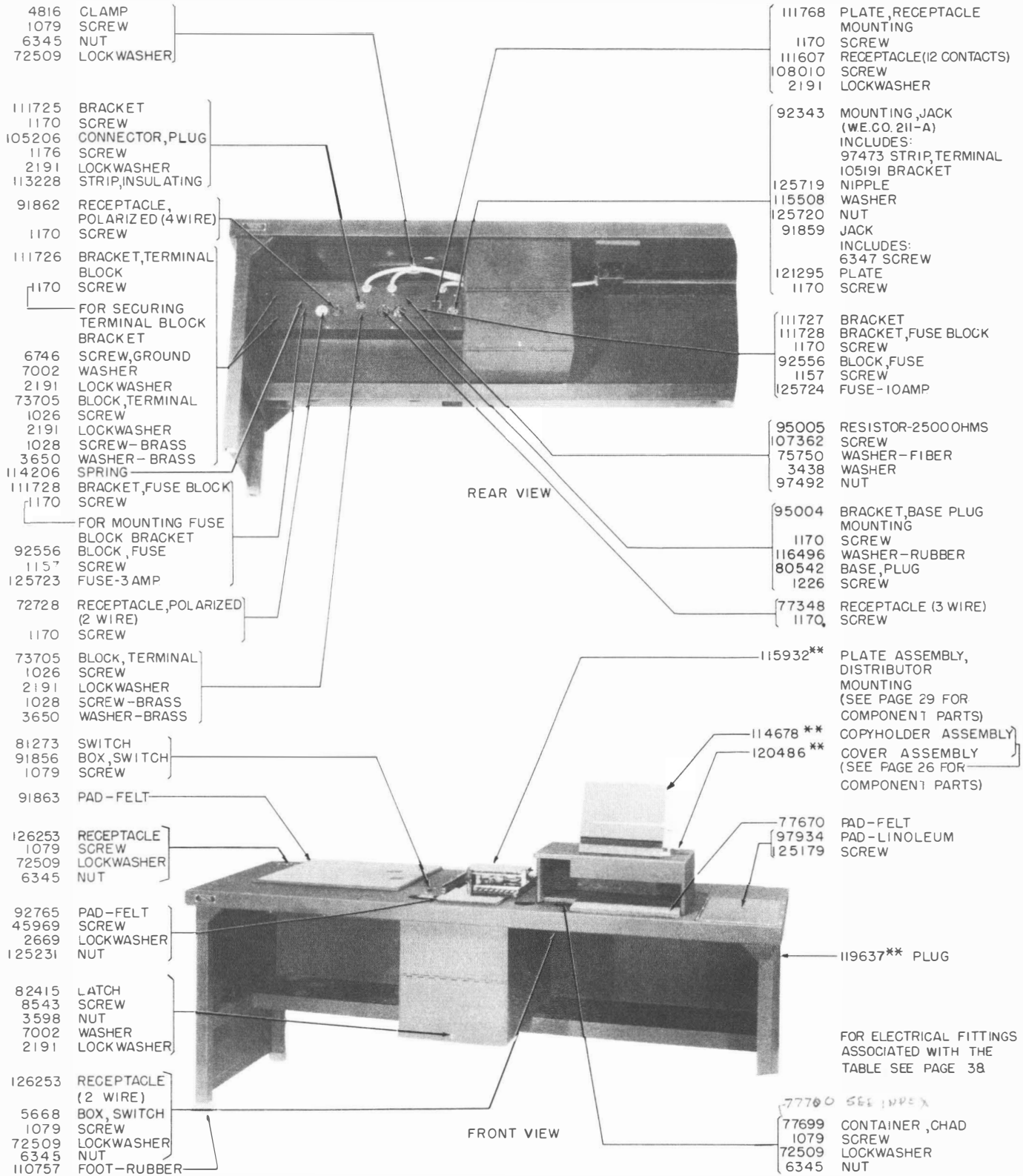


\*\*SEE NOTE ON PAGE 1 FOR EXPLANATION.

FRONT VIEW

XRT119 TABLE ACCOMMODATES A MODEL 15 SENDING-RECEIVING PAGE PRINTER (BLACK WRINKLE)

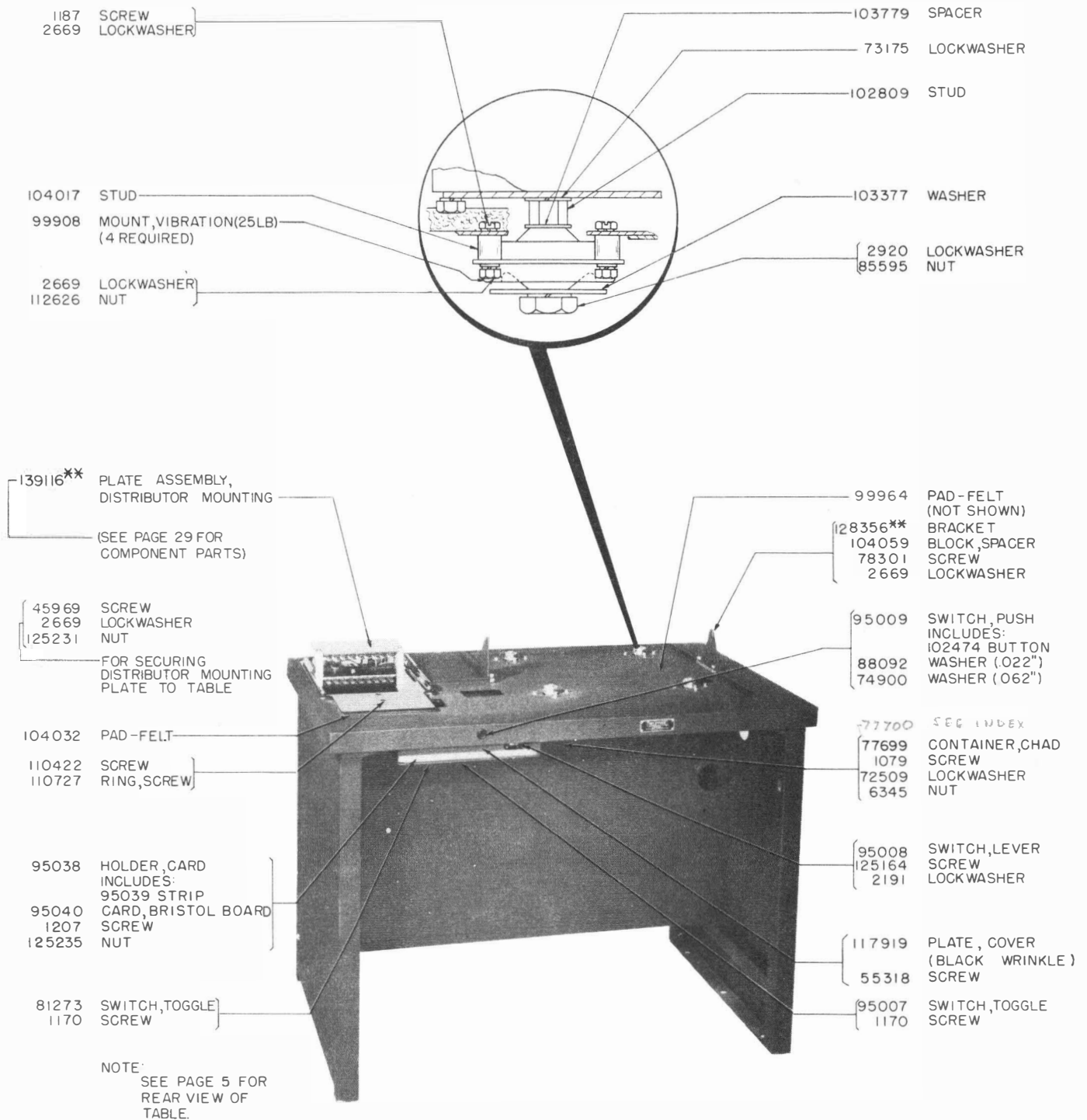
ORIGINAL



\*\*SEE NOTE ON PAGE 1 FOR EXPLANATION.

XRT123 TABLE ACCOMMODATES A MODEL 15 SENDING-RECEIVING PAGE PRINTER, PERFORATOR AND A TRANSMITTER DISTRIBUTOR (BLACK WRINKLE)

FOR ELECTRICAL FITTINGS ASSOCIATED WITH THE TABLE SEE PAGE 38.

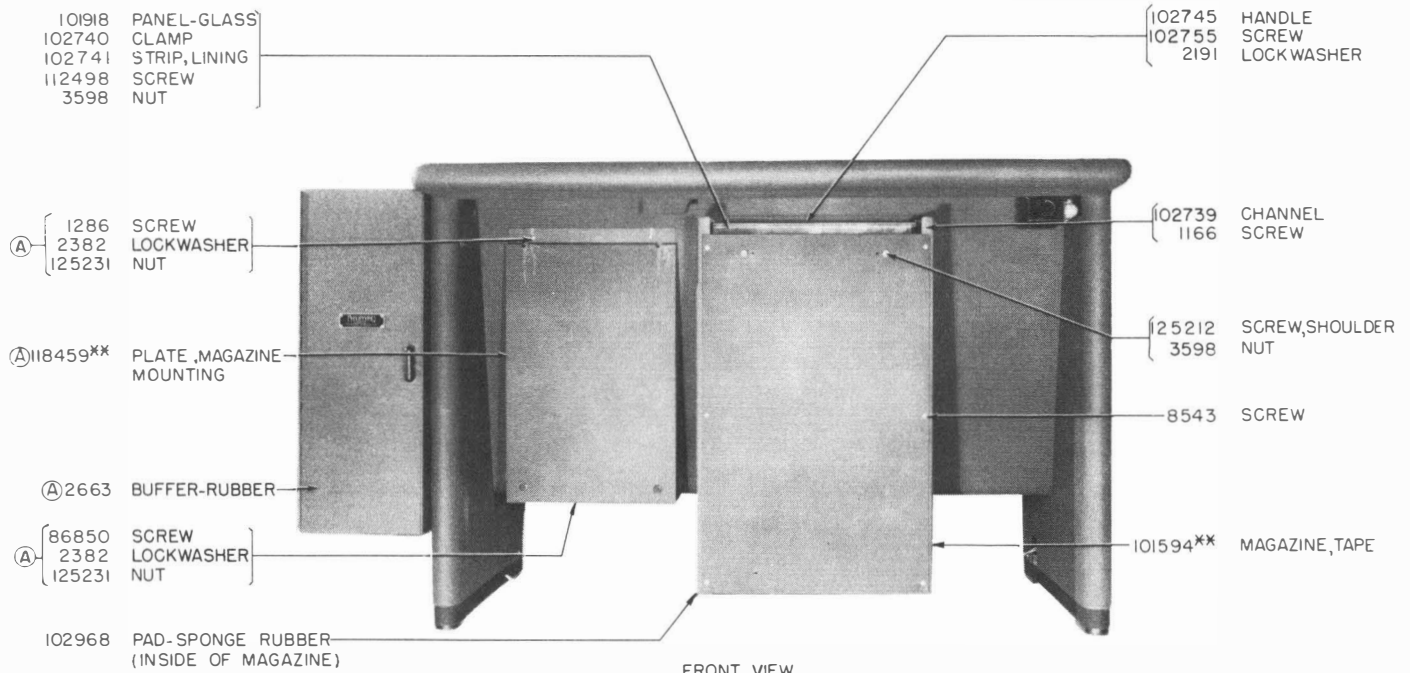


FRONT VIEW

FOR ELECTRICAL FITTINGS ASSOCIATED WITH THE TABLE, SEE PAGE 38.

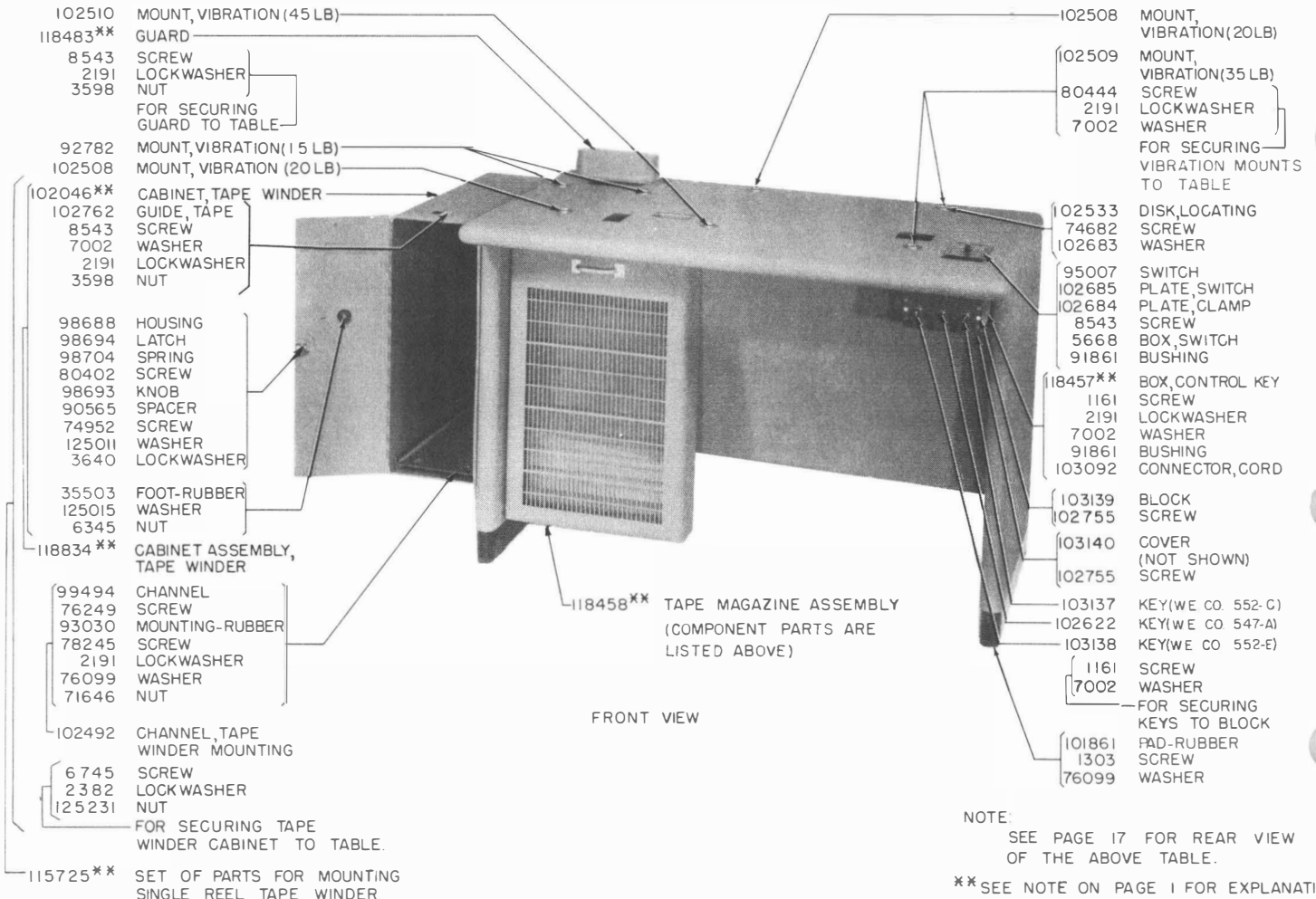
\*\*SEE NOTE ON PAGE 1 FOR EXPLANATION.

XRT114 TABLE ACCOMMODATES A MODEL 19 PAGE PRINTER SET (BLACK WRINKLE)



FRONT VIEW

118458\*\* TAPE MAGAZINE ASSEMBLY (REAR VIEW)  
(EXCLUDES PARTS MARKED (A))



FRONT VIEW

118458\*\* TAPE MAGAZINE ASSEMBLY  
(COMPONENT PARTS ARE LISTED ABOVE)

NOTE:  
SEE PAGE 17 FOR REAR VIEW OF THE ABOVE TABLE.  
\*\*SEE NOTE ON PAGE 1 FOR EXPLANATION.

XRT204\*\* (BELL 119B) TABLE ACCOMMODATES A MODEL 19 PAGE PRINTER SET

- 97848 RECEPTACLE (21 CONTACTS)
- 123970 PLATE, ADAPTER
- 1165 SCREW
- 2191 LOCKWASHER
- 83885 NUT
- 1170 SCREW

- 91859 JACK
- INCLUDES:
- 6347 SCREW

- 117303 PLATE
- 117302 MOUNTING, JACK
- 1170 SCREW

- 125716 BOX, SWITCH
- 101845 PLATE
- 71155 SCREW

- 5668 BOX, SWITCH
- 5660 SPACER
- 101845 PLATE
- 71155 SCREW
- 72728 RECEPTACLE, POLORIZED(2 WIRE)

- 101840 STRIP(.065")
- 101841 STRIP(.125")
- 74805 SCREW
- 2382 LOCKWASHER
- 112626 NUT

- 95002 HOLDER, FUSE
- 103285 FUSE TRON - 6.25 AMP

- 97840 RECEPTACLE, DUPLEX (2 WIRE)

- 102541 RECEPTACLE (4 WIRE)

- 102130 PLATE
- 1170 SCREW

MOUNTED UNDER THE  
123971\*\* COVER PLATE

FOR ELECTRICAL FITTINGS  
ASSOCIATED WITH THE  
TABLE, SEE PAGE 38.

\*\*SEE NOTE ON PAGE 1  
FOR EXPLANATION.

- 123971\*\* PLATE, COVER-LONG
- 6347 SCREW

- 101856 ADAPTER
- 80542 PLUG, POLARIZED
- 1226 SCREW
- 2191 LOCKWASHER
- 1170 SCREW

- 5668 BOX, SWITCH
- 5600 SPACER
- 102690 RECEPTACLE, DUPLEX (3 WIRE)
- 101845 PLATE, CLAMP
- 71155 SCREW

- 101016 GUARD
- 8543 SCREW
- 2191 LOCKWASHER
- 3598 NUT
- 136450 PAD-FELT
- (SEE PAGE 28)

- 123972\*\* PLATE, COVER
- 6347 SCREW
- 5668 BOX, SWITCH

- 102542 RECEPTACLE (4 WIRE)


- 95002 HOLDER, FUSE
- 103284 FUSE TRON - 3.2AMP

- 5668 BOX, SWITCH
- 102693 RECEPTACLE (3 WIRE)
- 102755 SCREW
- 7002 WASHER
- 2191 LOCKWASHER
- 3598 NUT

- 101843 STRIP(.125")
- 74805 SCREW
- 2382 LOCKWASHER
- 112626 NUT

- 101842 STRIP(.065")
- 74805 SCREW
- 2382 LOCKWASHER
- 112626 NUT

- 106983 RECTIFIER MOUNTING PARTS (SEE PAGE 39 FOR COMPONENT PARTS)



REAR VIEW  
(SEE PAGE 16 FOR FRONT VIEW)

XRT204\*\* TABLE

119635\*\* PLUG,BUTTON

115932\*\* PLATE ASSEMBLY,DISTRIBUTOR MOUNTING (SEE PAGE 29 FOR COMPONENT PARTS)

92765 PAD-FELT  
45969 SCREW  
2669 LOCKWASHER  
125231 NUT

119751\*\* COVER,SWITCH BOX  
95038 HOLDER,CARD  
INCLUDES  
95039 STRIP  
1207 SCREW  
3640 LOCKWASHER  
125235 NUT  
95040 BOARD,BRISTOL

7770 SEE INDEX

77699 CONTAINER,CHAD  
1079 SCREW  
72509 LOCKWASHER  
6345 NUT

99964 PAD-FELT  
117082 MOUNTS,VIBRATION  
(SEE PAGE 28 FOR COMPONENT PARTS)  
XRT206\*\*

95001 PAD-XRT205\*\*

119637\*\* PLUG,BUTTON

117919\*\* PLATE, COVER  
55318 SCREW  
95007 SWITCH,TOGGLE  
1170 SCREW

FRONT VIEW

95041 PLATE,COVER  
1170 SCREW

117302 MOUNTING,JACK  
117303 PLATE  
1170 SCREW

91859 JACK  
INCLUDES:  
6347 SCREW  
1170 SCREW

95002 HOLDER,FUSE  
1170 SCREW

72728 RECEPTACLE,POLARIZED  
(2 WIRE)  
1170 SCREW

91862 RECEPTACLE,DUPLEX  
(4 WIRE)  
1170 SCREW

97840 RECEPTACLE,DUPLEX  
(2 WIRE)  
1170 SCREW

77348 RECEPTACLE (3 WIRE)  
1170 SCREW

114764 FASTENER  
(SECURED TO TABLE  
WITH 78445 RIVET)

117921\*\* COVER,TERMINAL BOX  
55318 SCREW

110757 FOOT-RUBBER

FOR ELECTRICAL FITTINGS  
ASSOCIATED WITH THE TABLES  
LISTED,SEE PAGE 38.

\*\*SEE NOTE ON PAGE 1 FOR EXPLANATION.

95004 BRACKET  
116496 WASHER-RUBBER  
80542 PLUG,POLARIZED  
1226 SCREW  
2191 LOCKWASHER  
1170 SCREW

73705 BLOCK,TERMINAL  
1028 SCREW-BRASS  
3650 WASHER-BRASS  
1169 SCREW  
2191 LOCKWASHER

117922 COVER  
55318 SCREW  
2191 LOCKWASHER  
7002 WASHER

95049 SCREW, WASHER  
HEAD

118890 BLOCK,TERMINAL  
125191 SCREW  
2669 LOCKWASHER

95006 BRACKET  
55318 SCREW  
2191 LOCKWASHER

117189\*\* DUCT,WIRE  
125179 SCREW

117925\*\* DUCT,WIRE  
55318 SCREW

117926\*\* PLATE,COVER  
55318 SCREW

117923\*\* DUCT,WIRE  
125179 SCREW

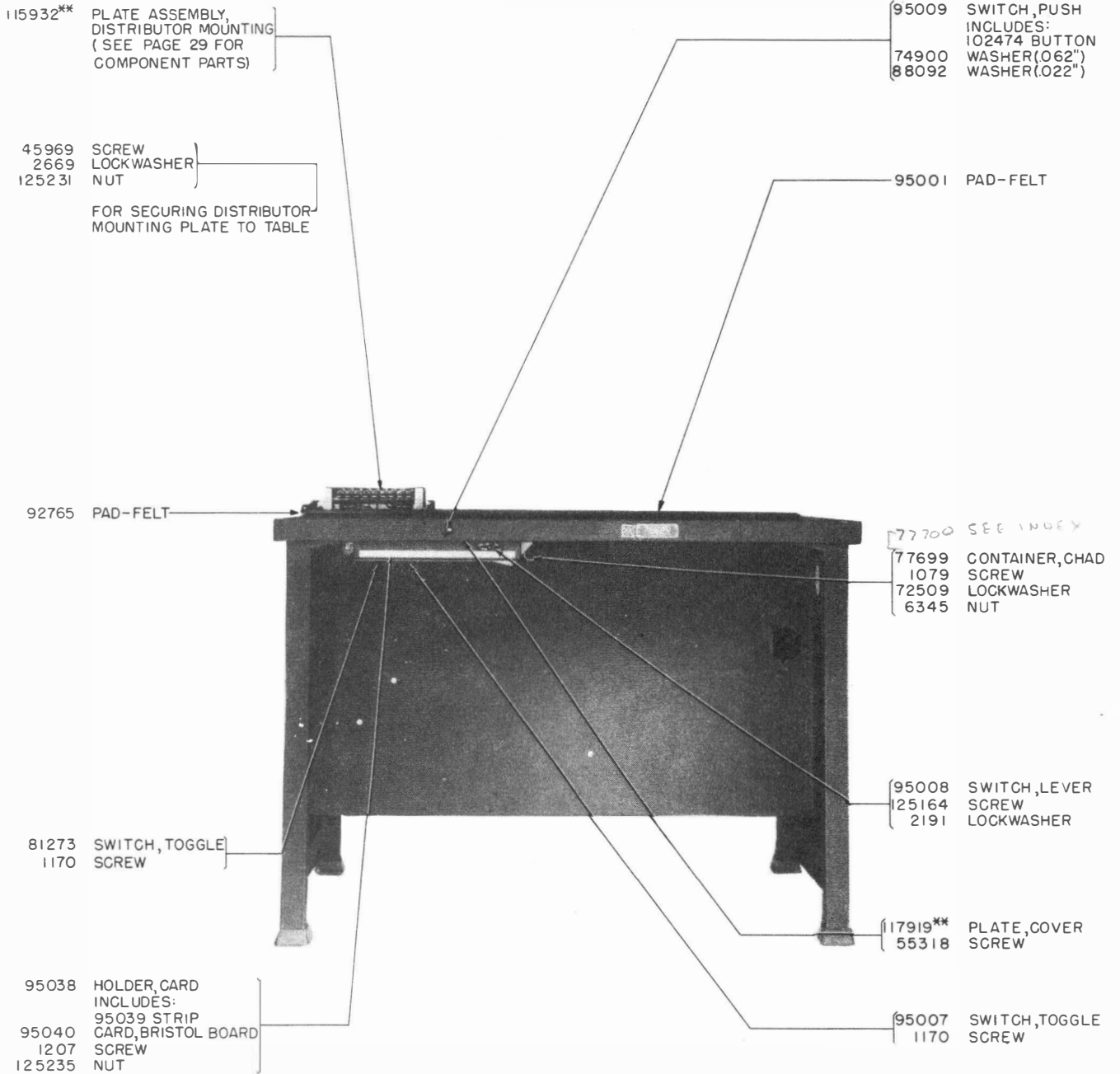
117924\*\* DUCT,WIRE  
55318 SCREW

REAR VIEW

XRT205\*\* AND XRT206\*\* TABLES ACCOMMODATES MODEL 19 PAGE PRINTER SETS

(THEY ARE THE SAME EXCEPT XRT206\*\* TABLE IS EQUIPPED WITH VIBRATION MOUNTS.)

UNLESS OTHERWISE SPECIFIED ALL PARTS LISTED ON THIS PAGE ARE  
COMMON TO XRT205\*\* AND XRT206\*\*



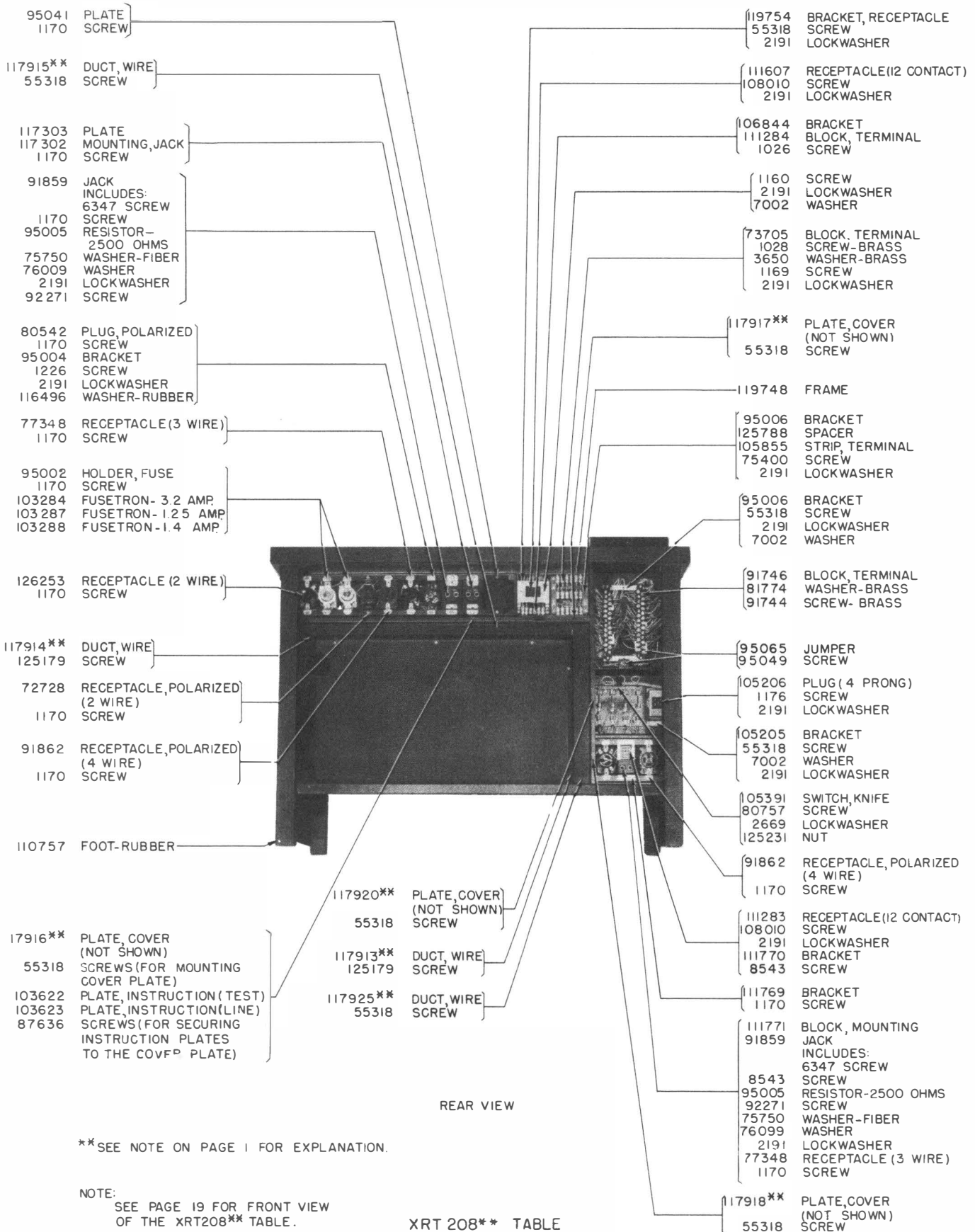
NOTE:  
SEE PAGE 20 FOR  
REAR VIEW OF THE  
ABOVE TABLE.

\*\*SEE NOTE ON PAGE  
1 FOR EXPLANATION.

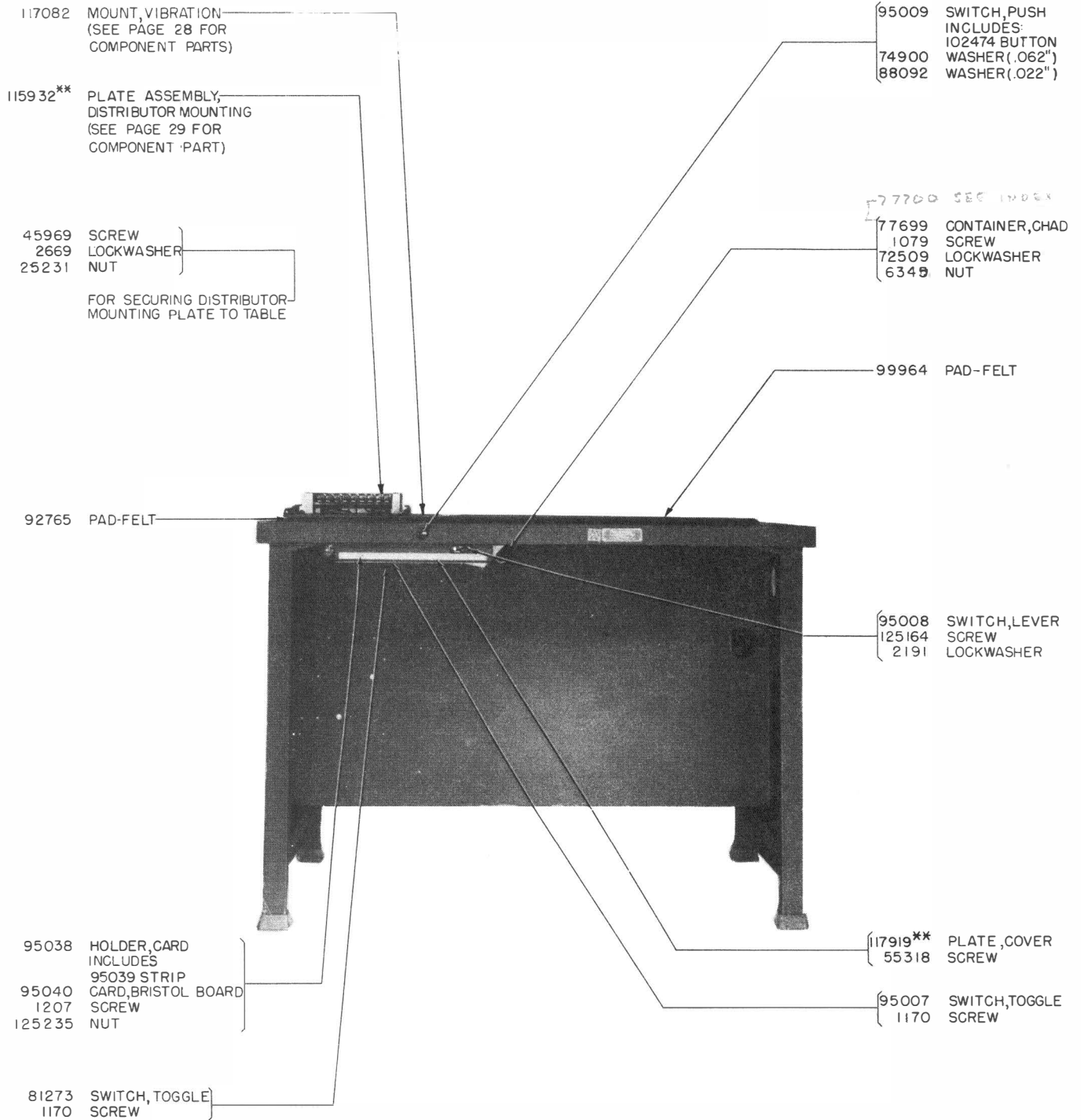
FOR ELECTRICAL FITTING ASSOCIATED  
WITH THE TABLE, SEE PAGE 38.

FRONT VIEW

XRT208\*\* TABLE ACCOMMODATES A MODEL 19 PAGE PRINTER SET  
(THE XRT211\*\* TABLE IS WITH VIBRATION MOUNTS AND XRT208\*\* TABLE IS WITHOUT VIBRATION MOUNTS)  
(THE XRT208\*\* AND XRT211\*\* TABLES ALSO VARY IN ELECTRICAL COMPONENTS)







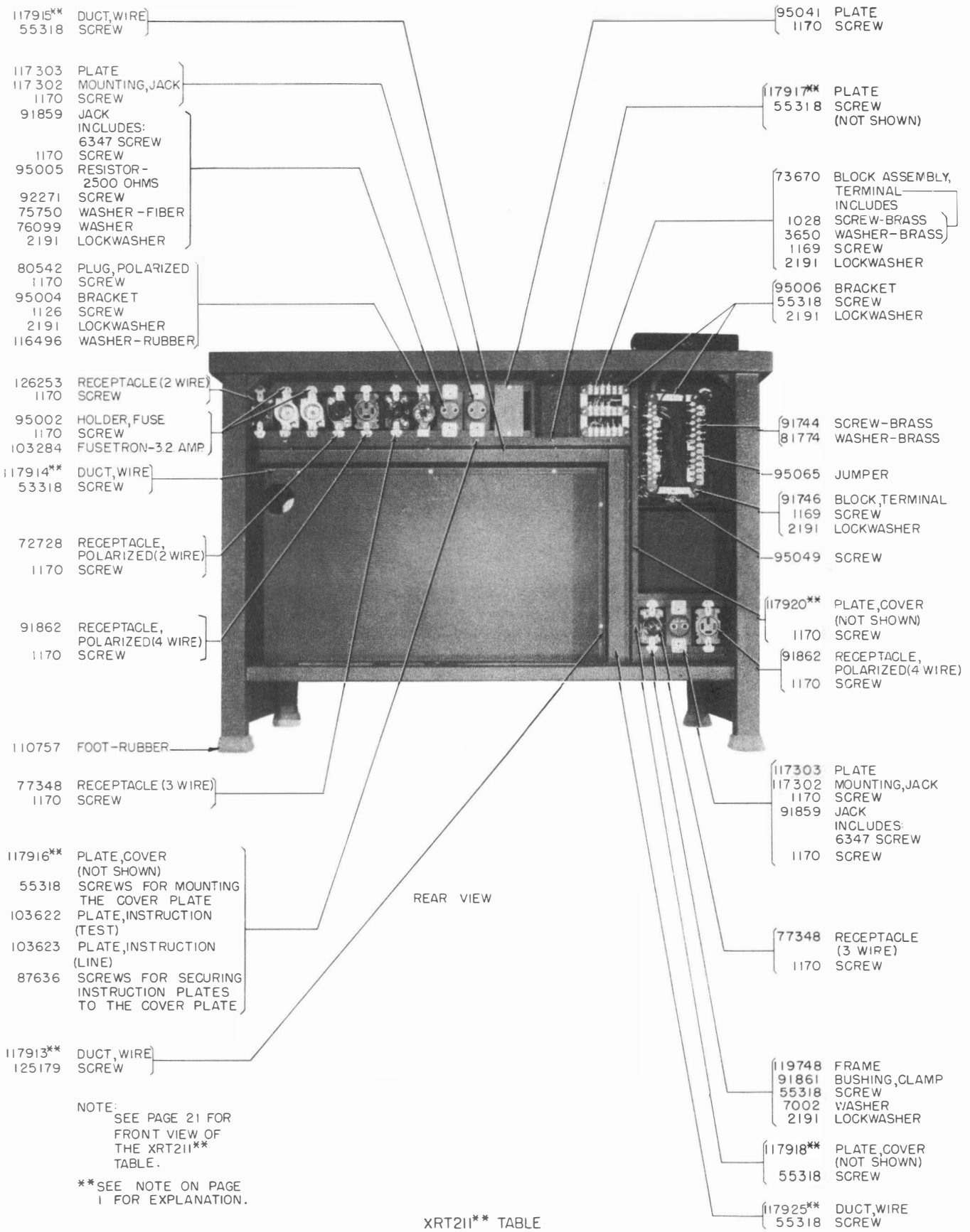
NOTE:  
SEE PAGE 22 FOR  
REAR VIEW OF  
THE ABOVE TABLE.

\*\*SEE NOTE ON PAGE  
1 FOR EXPLANATION.

FRONT VIEW

FOR ELECTRICAL FITTINGS ASSOCIATED  
WITH THE TABLE, SEE PAGE 38.

XRT211\*\* TABLE ACCOMMODATES A MODEL 19 PAGE PRINTER SET  
(THE XRT211\*\* TABLE IS WITH VIBRATION MOUNTS AND XRT208\*\* TABLE IS WITHOUT VIBRATION MOUNTS)  
(XRT208\*\* AND XRT211\*\* TABLES ALSO VARY IN ELECTRICAL COMPONENTS)

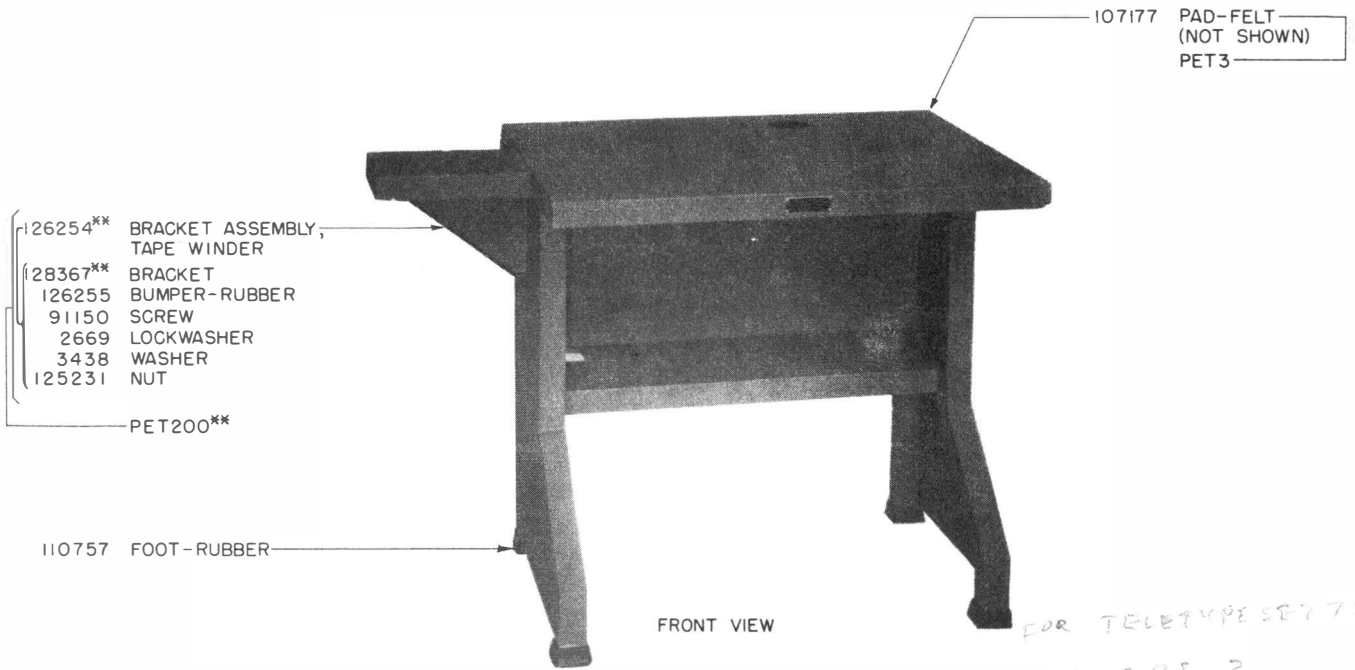


- 117915\*\* DUCT, WIRE
- 55318 SCREW
- 117 303 PLATE MOUNTING, JACK
- 117 302 SCREW
- 1170 JACK
- 91859 JACK
- INCLUDES: 6347 SCREW
- 1170 SCREW
- 95005 RESISTOR - 2500 OHMS
- 92271 SCREW
- 75750 WASHER - FIBER
- 76099 WASHER
- 2191 LOCKWASHER
- 80542 PLUG, POLARIZED
- 1170 SCREW
- 95004 BRACKET
- 1126 SCREW
- 2191 LOCKWASHER
- 116496 WASHER - RUBBER
- 126253 RECEPTACLE (2 WIRE)
- 1170 SCREW
- 95002 HOLDER, FUSE
- 1170 SCREW
- 103284 FUSE TRON-3.2 AMP
- 117914\*\* DUCT, WIRE
- 53318 SCREW
- 72728 RECEPTACLE, POLARIZED (2 WIRE)
- 1170 SCREW
- 91862 RECEPTACLE, POLARIZED (4 WIRE)
- 1170 SCREW
- 110757 FOOT - RUBBER
- 77348 RECEPTACLE (3 WIRE)
- 1170 SCREW
- 117916\*\* PLATE, COVER (NOT SHOWN)
- 55318 SCREWS FOR MOUNTING THE COVER PLATE
- 103622 PLATE, INSTRUCTION (TEST)
- 103623 PLATE, INSTRUCTION (LINE)
- 87636 SCREWS FOR SECURING INSTRUCTION PLATES TO THE COVER PLATE
- 117913\*\* DUCT, WIRE
- 125179 SCREW

- 95041 PLATE SCREW
- 1170 SCREW
- 117917\*\* PLATE SCREW (NOT SHOWN)
- 55318 SCREW
- 73670 BLOCK ASSEMBLY, TERMINAL INCLUDES
- 1028 SCREW - BRASS
- 3650 WASHER - BRASS
- 1169 SCREW
- 2191 LOCKWASHER
- 95006 BRACKET SCREW
- 55318 SCREW
- 2191 LOCKWASHER
- 91744 SCREW - BRASS
- 81774 WASHER - BRASS
- 95065 JUMPER
- 91746 BLOCK, TERMINAL
- 1169 SCREW
- 2191 LOCKWASHER
- 95049 SCREW
- 117920\*\* PLATE, COVER (NOT SHOWN)
- 1170 SCREW
- 91862 RECEPTACLE, POLARIZED (4 WIRE)
- 1170 SCREW
- 117303 PLATE MOUNTING, JACK
- 1170 SCREW
- 91859 JACK
- INCLUDES: 6347 SCREW
- 1170 SCREW
- 77348 RECEPTACLE (3 WIRE)
- 1170 SCREW
- 119748 FRAME BUSHING, CLAMP
- 91861 SCREW
- 55318 SCREW
- 7002 WASHER
- 2191 LOCKWASHER
- 117918\*\* PLATE, COVER (NOT SHOWN)
- 55318 SCREW
- 117925\*\* DUCT, WIRE
- 55318 SCREW

NOTE:  
SEE PAGE 21 FOR FRONT VIEW OF THE XRT211\*\* TABLE.  
\*\*SEE NOTE ON PAGE 1 FOR EXPLANATION.

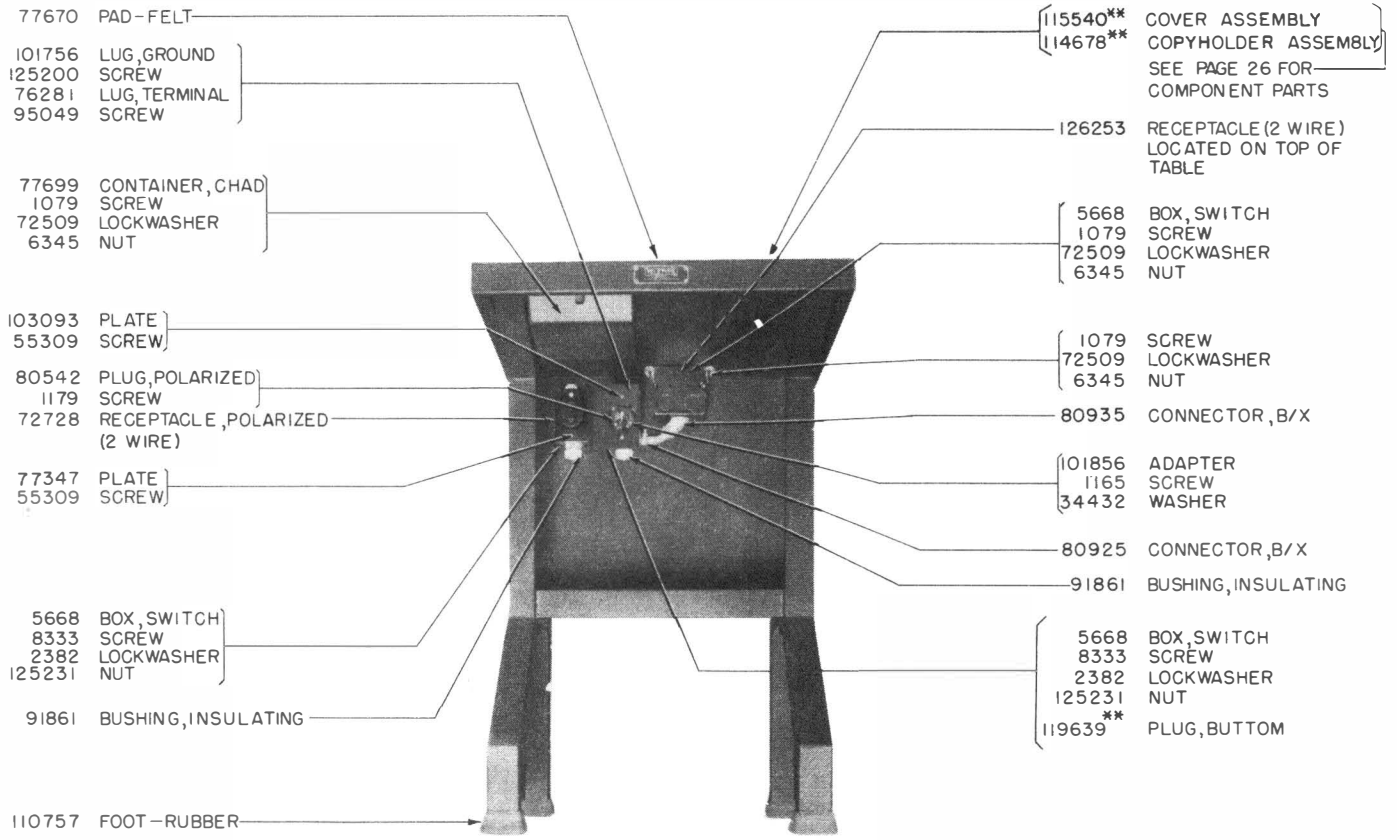
XRT211\*\* TABLE



FOR TELETYPE SETTER  
FOR CPE?  
NO CHAD DRAWER

PET3 PERFORATOR TABLE (BLACK WRINKLE)  
PET200\*\* PERFORATOR TABLE

UNLESS OTHERWISE SPECIFIED ALL PARTS LISTED ABOVE ARE COMMON TO PET3 AND PET200\*\*



\*\*SEE NOTE ON PAGE 1 FOR EXPLANATION.

FRONT VIEW


PET201\*\* PERFORATOR TABLE

FOR CPE?

SAME AS PET 2 ?

- 7 7699 CONTAINER, CHAD
- 1 11017 SCREW
- 2 191 LOCKWASHER
- 3 598 NUT

MOUNTING PARTS



( AS VIEWED FROM UNDER SIDE OF TABLE TOP )

- 1 11017 SCREW
- 3 438 WASHER
- 2 191 LOCKWASHER
- 3 598 NUT

- 1 29602\*\* SERVICE ASSEMBLY, ELECTRICAL (SEE PAGE 36 FOR COMPONENT PARTS)

- 1 25170 SCREW
- 4 4048 WASHER
- 2 669 LOCKWASHER

MOUNTING PARTS

- 1 29594\*\* PLATE, RECEPTACLE
- 9 0959 SCREW

- 1 29611\*\* PLATE, RECEPTACLE
- 9 0959 SCREW

- 1 29608 PAD

- 1 28654 GRIP, TAPE
- 1 28655 SPRING
- 7 002 WASHER
- 3 598 NUT

- 1 29610 CUP

- 1 157 SCREW
- 4 4048 WASHER
- 6 033 LOCKWASHER
- 2 263 NUT

- 1 29609\*\* FRAME, PAD

77699?

- 1 29601\*\* BIN, TAPE

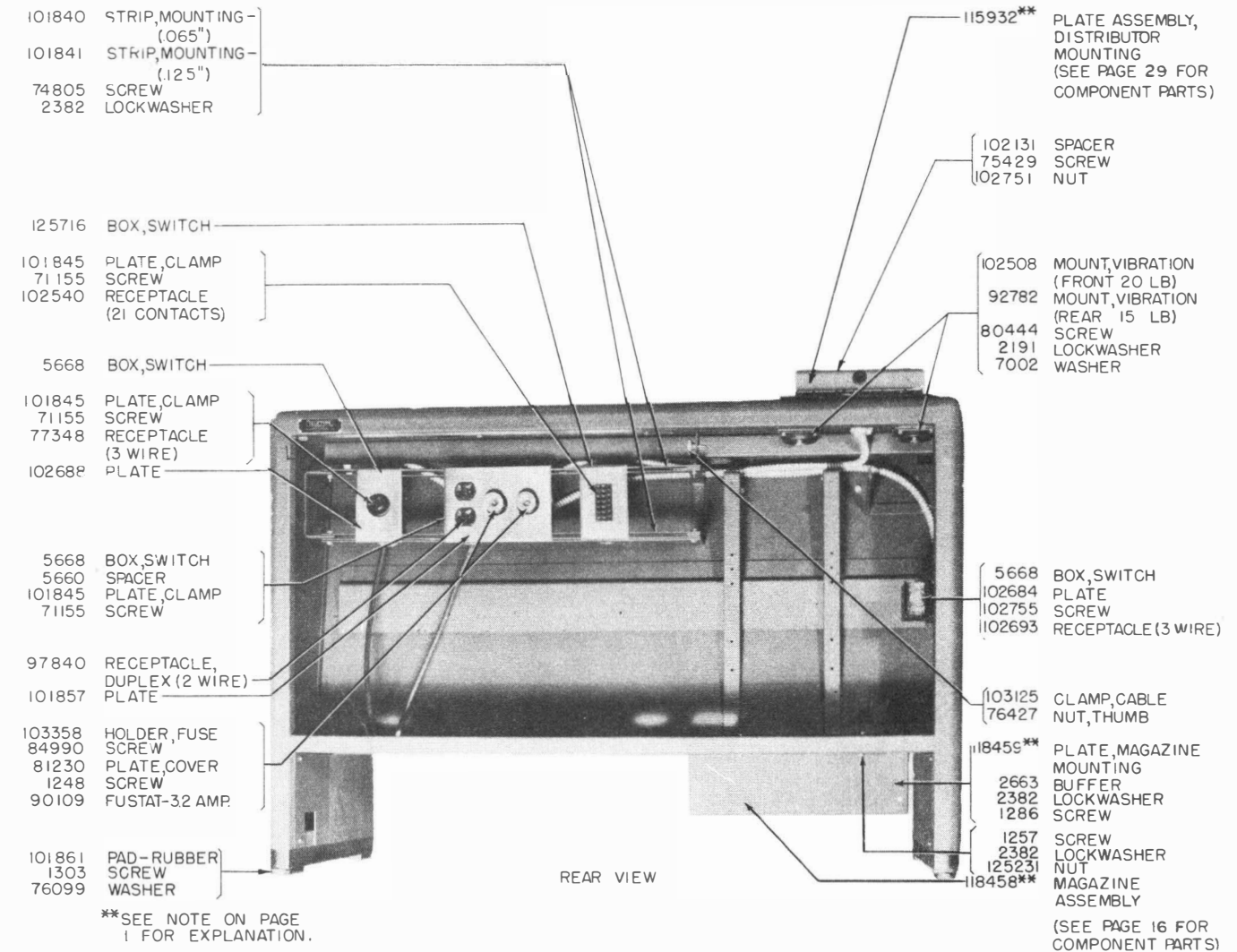
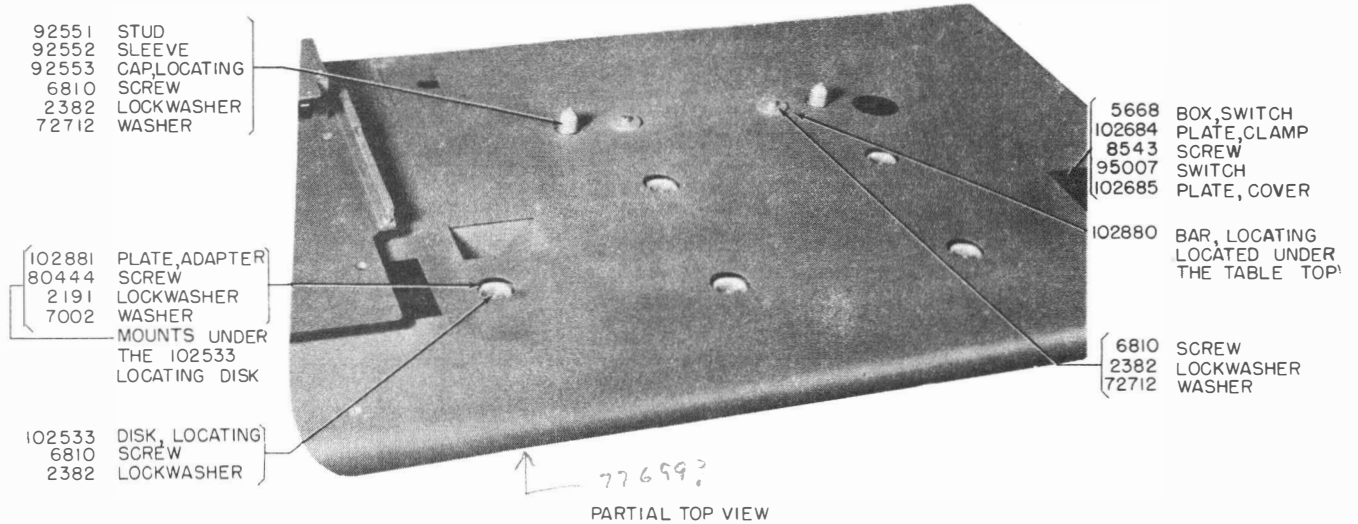
- 1 11613 FOOT

FRONT VIEW

\*\* SEE NOTE ON PAGE 1 FOR EXPLANATION


DPE

PET202\*\* TABLE ACCOMMODATES A PERFORATOR SET



FOR ELECTRICAL FITTINGS ASSOCIATED WITH THE TABLE, SEE PAGE 38.

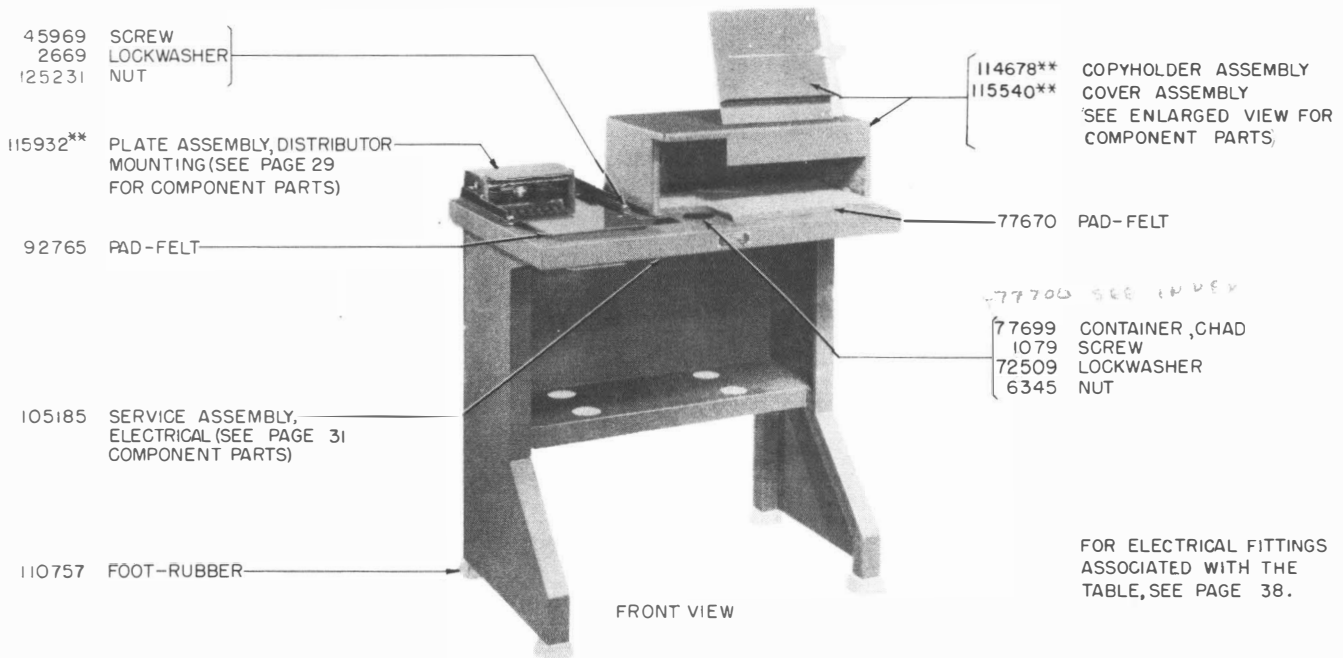
XT41 TABLE ACCOMMODATES A PERFORATOR AND A TRANSMITTER DISTRIBUTOR (DARK BROWN WRINKLE)



G P E

115708\*\* PERFORATOR COVER WITH COPYHOLDER ASSEMBLY  
(INCLUDES 114678\*\* COPYHOLDER ASSEMBLY AND 11540\*\* COVER ASSEMBLY)  
115758\*\* PERFORATOR COVER WITH COPYHOLDER ASSEMBLY  
(INCLUDES 114678\*\* COPYHOLDER ASSEMBLY AND 120486\*\* COVER ASSEMBLY)

(A) THE 95228\*\* COVER HAS A HINGE WITH PROVISIONS FOR MOUNTING TO A TABLE. THE 98093\*\* COVER DOES NOT HAVE SUCH PROVISIONS.



\*\* SEE NOTE ON PAGE 1 FOR EXPLANATION.

G P E

XT200\*\* TABLE ACCOMMODATES A PERFORATOR AND A TRANSMITTER DISTRIBUTOR


115932\*\* PLATE ASSEMBLY,  
DISTRIBUTOR MOUNTING  
(SEE PAGE 29 FOR  
COMPONENT PARTS)

97722 RECEPTACLE, DUPLEX  
(3 WIRE)  
INCLUDES:  
103699 SCREW  
WASHER(USED BETWEEN  
RECEPTACLE AND  
TABLE)  
79844 PLATE  
INCLUDES:  
93127 SCREW

45969 SCREW  
2669 LOCKWASHER  
125231 NUT

92765 PAD - FELT

81273 SWITCH, TOGGLE  
91857 COVER  
1170 SCREW  
91856 BOX, SWITCH  
125200 SCREW  
2382 LOCKWASHER  
125231 NUT



FRONT VIEW

90109 FUSE TRON - 3.2 AMP  
91589 ADAPTER, FUSE  
92556 HOLDER, FUSE

5668 BOX, SWITCH  
1079 SCREW  
72509 LOCKWASHER  
6345 NUT

97620 PLATE  
55309 SCREW  
126253 RECEPTACLE (2 WIRE)

97598 CABLE


1284 SCREW

5668 BOX, SWITCH  
8333 SCREW  
2382 LOCKWASHER  
125231 NUT

91858 BLOCK, CONNECTING  
1179 SCREW  
2191 LOCKWASHER  
7002 WASHER  
3598 NUT

110757 FOOT - RUBBER

8333 SCREW



REAR VIEW

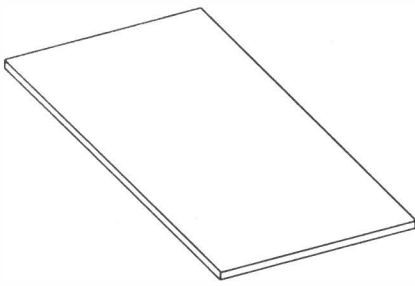
\*\*SEE NOTE ON PAGE  
1 FOR EXPLANATION.

FOR ELECTRICAL FITTINGS ASSOCIATED  
WITH THE TABLE, SEE PAGE 38.

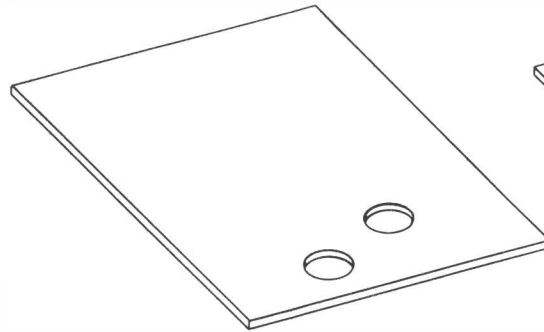
XT201\*\* TABLE ACCOMMODATES A PERFORATOR (TELETYPESETTER)  
AND A TRANSMITTER DISTRIBUTOR

SILENCING PADS  
VIBRATION MOUNTS

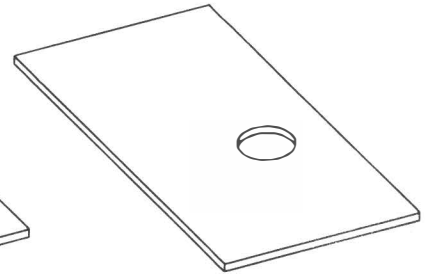
1077B



123495 RUBBER PAD-LEFT  
(15-1/8" X 11-3/4")

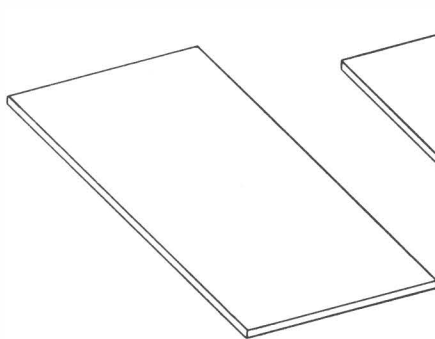


123493 RUBBER PAD-TOP  
(17-1/2" X 17-5/8")

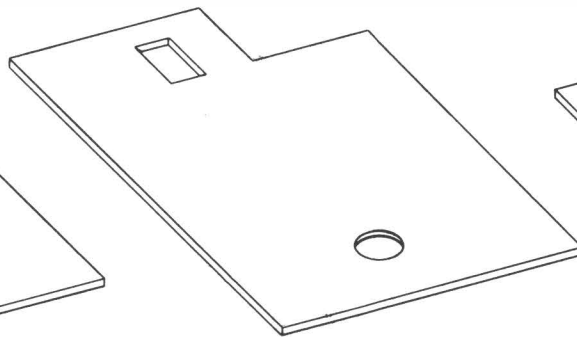


123494 RUBBER PAD-RIGHT  
(15-1/8" X 11-3/4")

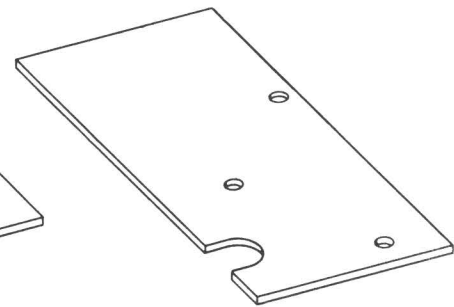
115780 SET OF SILENCING PADS



128376 RUBBER PAD-LEFT  
(12" X 20-1/2")

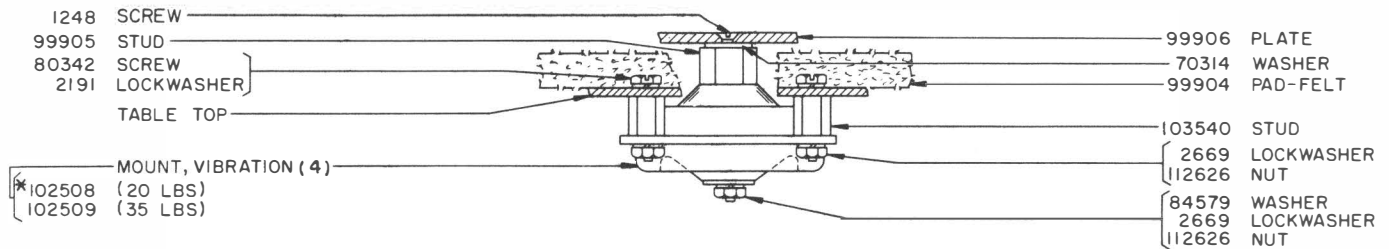


128377 RUBBER PAD-TOP  
(18-1/2" X 23-1/4")

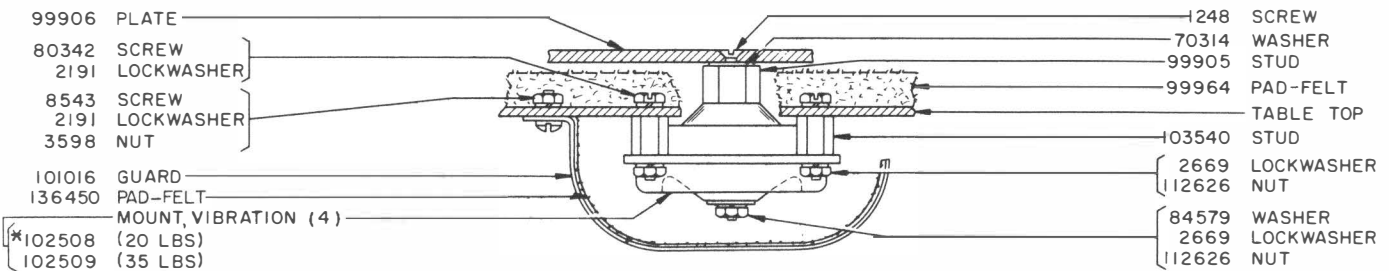


128375 RUBBER PAD-RIGHT  
(12" X 20-1/2")

128374 SET OF SILENCING PADS



117081 SET OF PARTS TO PROVIDE VIBRATION MOUNTS  
WHEN MOUNTING A MODEL 15 PRINTER ON A TABLE



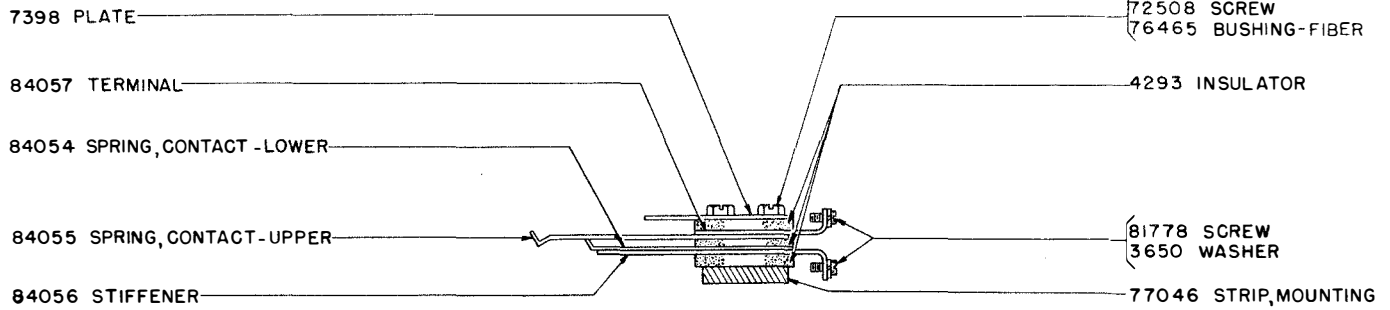
117082 SET OF PARTS TO PROVIDE VIBRATION MOUNTS  
WHEN MOUNTING A MODEL 19 PRINTER SET ON A TABLE

\*THE 102508 (20 LBS.) VIBRATION MOUNT IS TO BE PLACED AT  
THE LEFT REAR SIDE AS VIEWED FROM FRONT OF TABLE.

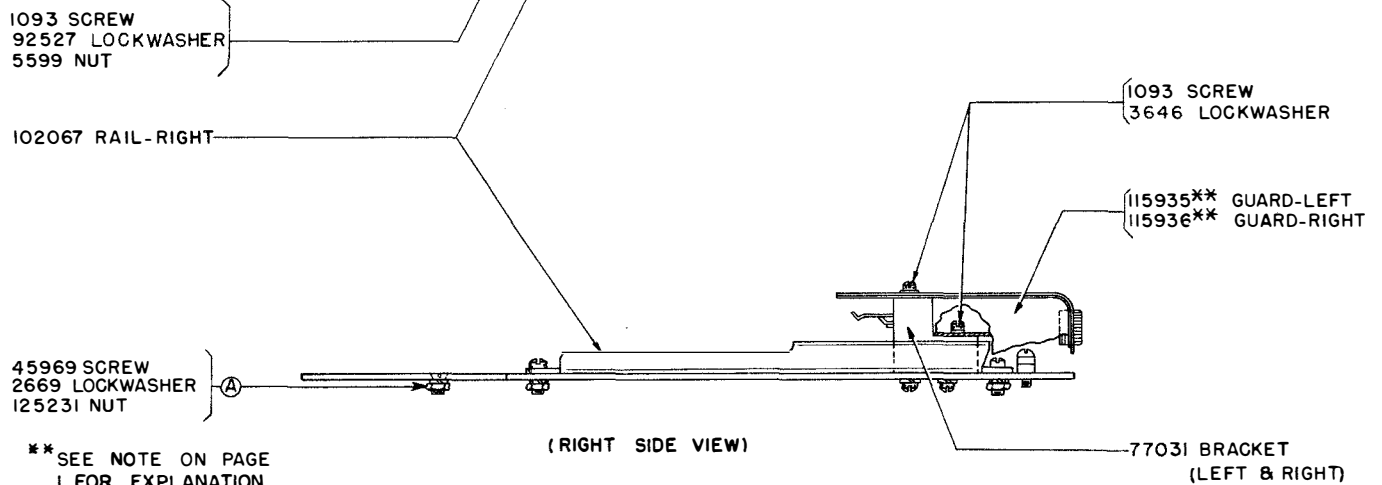
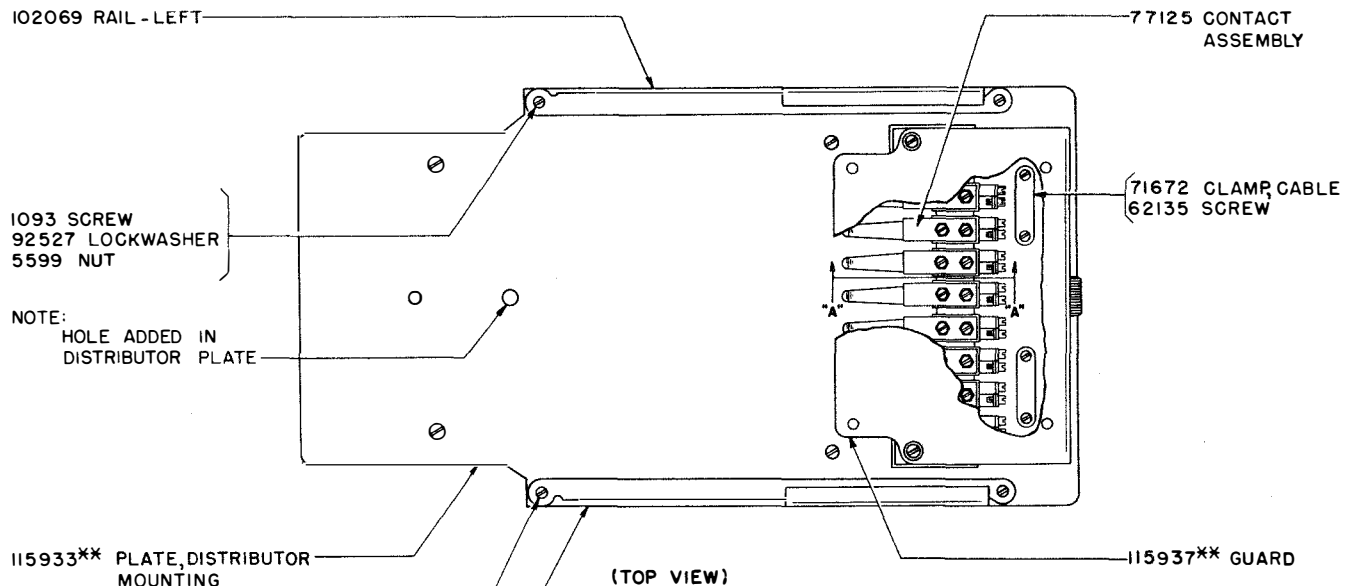


1077B

DISTRIBUTOR MOUNTING PLATE



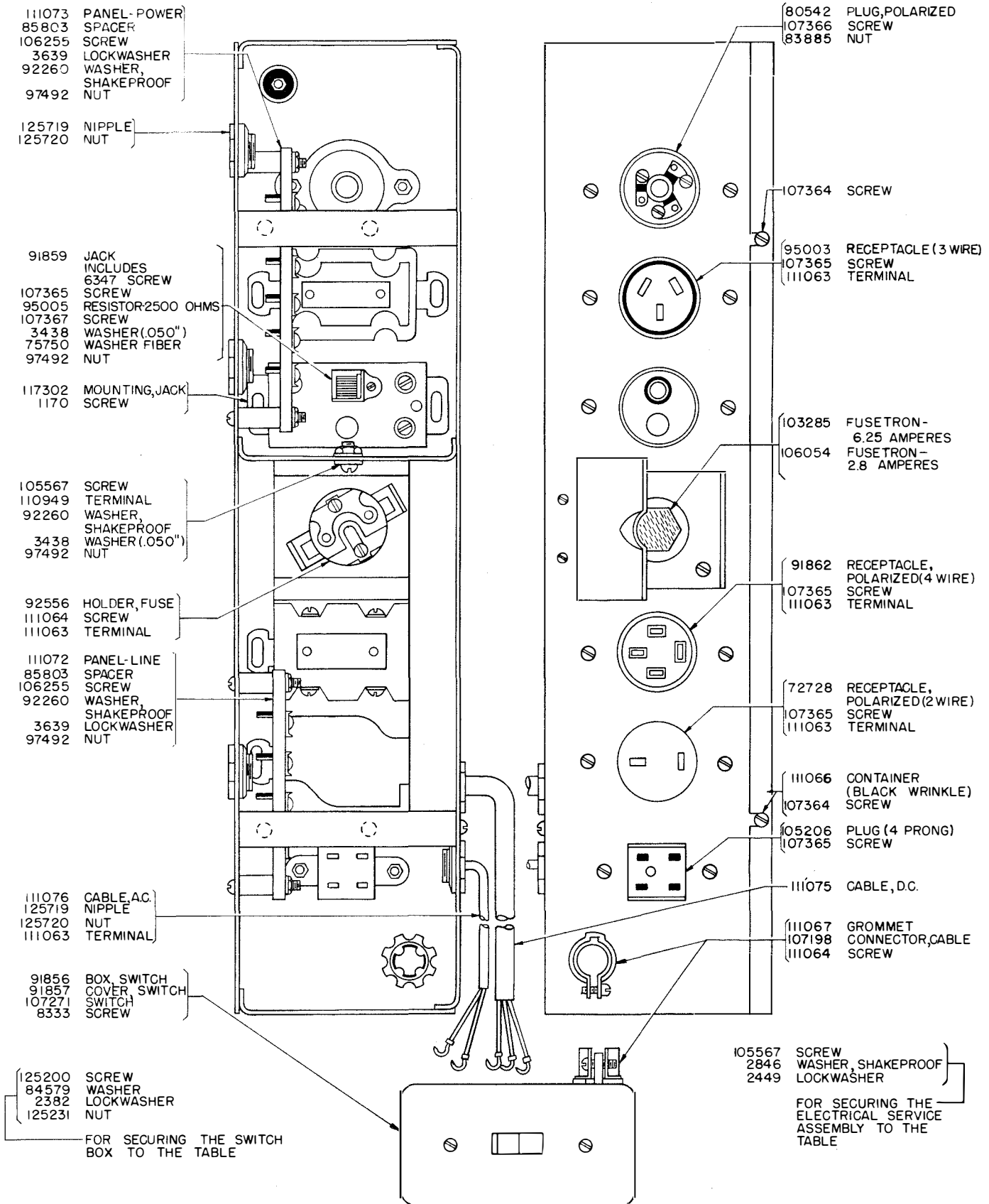
SECTION "A-A"  
77125 CONTACT ASSEMBLY



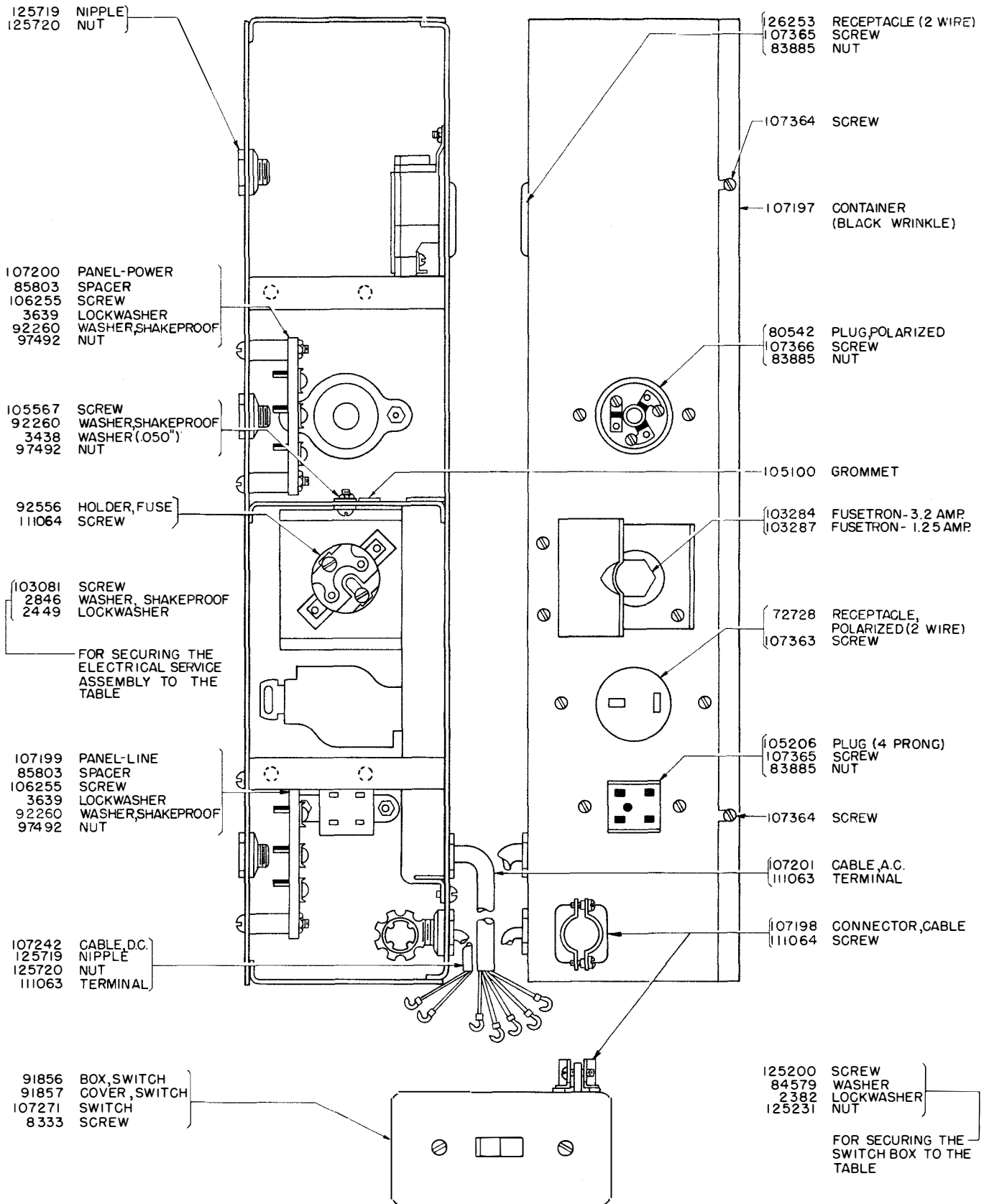
\*\* SEE NOTE ON PAGE  
I FOR EXPLANATION

- 115932\*\* DISTRIBUTOR MOUNTING PLATE ASSEMBLY
- 139116\*\* DISTRIBUTOR MOUNTING PLATE ASSEMBLY  
(EXCLUDES PARTS MARKED (A))

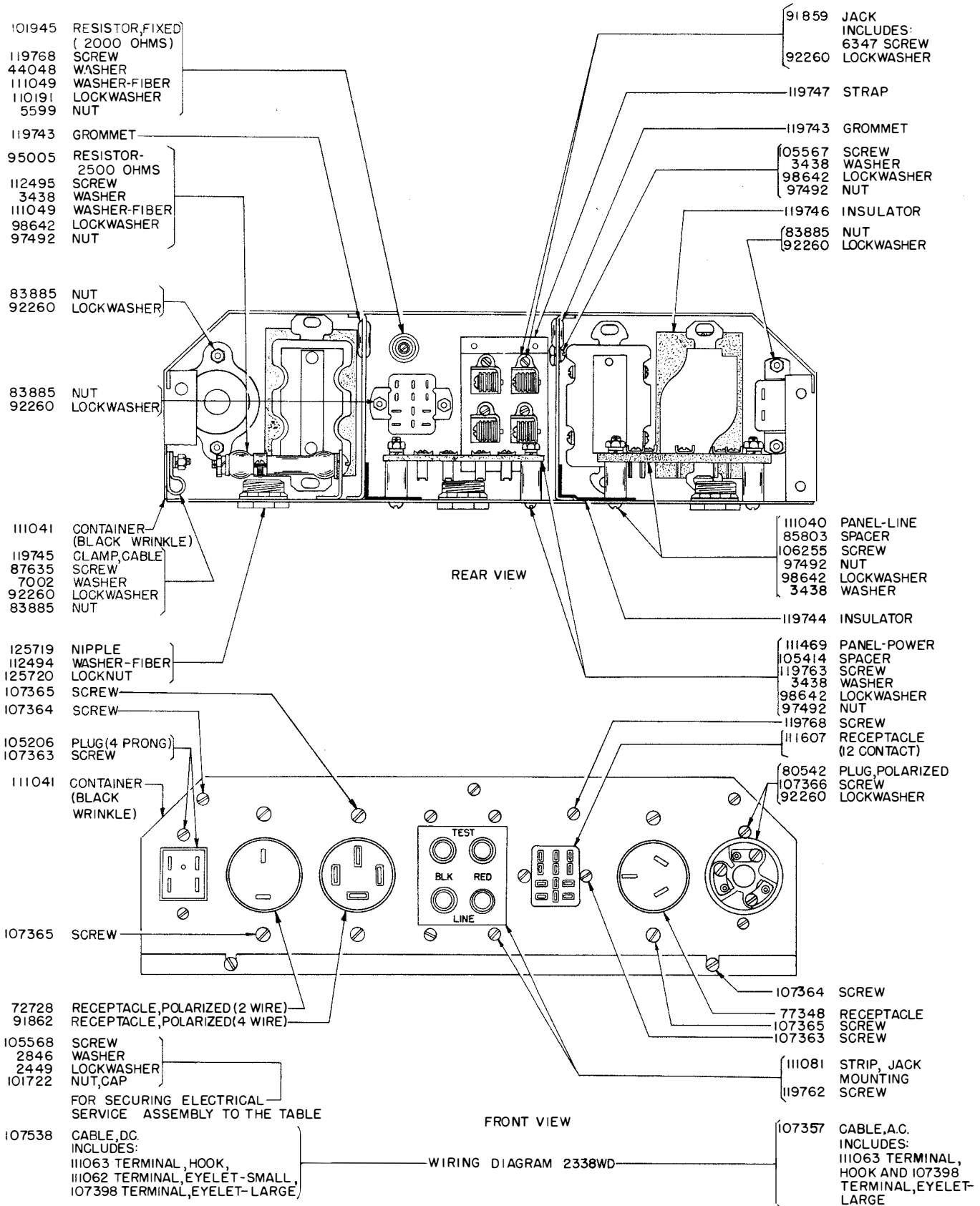
NOTE:  
THE 139116\*\* DISTRIBUTOR MOUNTING PLATE ASSEMBLY IS THE SAME AS THE 115932\*\* DISTRIBUTOR MOUNTING PLATE ASSEMBLY, EXCEPT FOR AN ADDITIONAL HOLE IN THE 115933\*\* DISTRIBUTOR MOUNTING PLATE (SEE NOTE).



105182 ELECTRICAL SERVICE ASSEMBLY  
(BLACK WRINKLE)  
PART OF XRT118 (BLACK WRINKLE) TABLE



105185 ELECTRICAL SERVICE ASSEMBLY  
(BLACK WRINKLE)  
PART OF XT200\*\* TABLE



111039 ELECTRICAL SERVICE ASSEMBLY (BLACK WRINKLE)

- 111606 PANEL-POWER
- 85803 SPACER
- 106255 SCREW
- 3639 LOCKWASHER
- 92260 WASHER,SHAKEPROOF
- 97492 NUT

- 91859 JACK  
INCLUDES  
6347 SCREW
- 107365 SCREW
- 95005 RESISTOR
- 107367 SCREW
- 3438 WASHER(.050")
- 75750 WASHER-FIBER
- 97492 NUT

- 105567 SCREW
- 110949 TERMINAL
- 92260 WASHER,SHAKEPROOF
- 3438 WASHER(.050")
- 97492 NUT

- 92556 HOLDER,FUSE
- 111064 SCREW
- 111063 TERMINAL

- 111598 PANEL-LINE
- 85803 SPACER
- 106255 SCREW
- 92260 WASHER,SHAKEPROOF
- 3639 LOCKWASHER
- 97492 NUT

- 125719 NIPPLE
- 125720 NUT

- 111856 CABLE,AC
- 125719 NIPPLE
- 125720 NUT
- 111063 TERMINAL

- 91857 COVER,SWITCH
- 107271 SWITCH
- 8333 SCREW
- 91856 BOX,SWITCH

- 125200 SCREW
- 84579 WASHER
- 2382 LOCKWASHER
- 125231 NUT

FOR SECURING THE SWITCH BOX TO THE TABLE.

- 111283 PLUG (12 PRONG)
- 80542 PLUG,POLARIZED
- 107366 SCREW
- 83885 NUT

- 107364 SCREW
- 77348 RECEPTACLE,  
POLARIZED(3 WIRE)
- 107365 SCREW
- 111063 TERMINAL

- 117302 MOUNTING,JACK
- 1170 SCREW

- 103285 FUSETRON-  
6.25 AMP.
- 106054 FUSETRON-  
2.8 AMP.

- 91862 RECEPTACLE,  
POLARIZED(4 WIRE)
- 107365 SCREW
- 111063 TERMINAL

- 72728 RECEPTACLE,  
POLARIZED(2 WIRE)
- 107365 SCREW
- 111063 TERMINAL

- 105206 PLUG (4 PRONG)
- 107365 SCREW

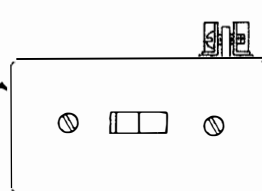
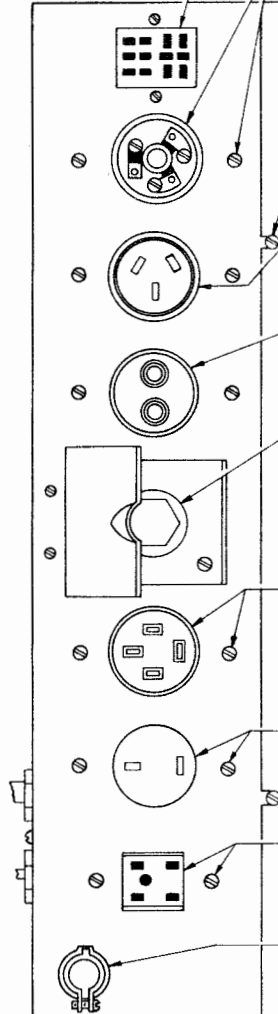
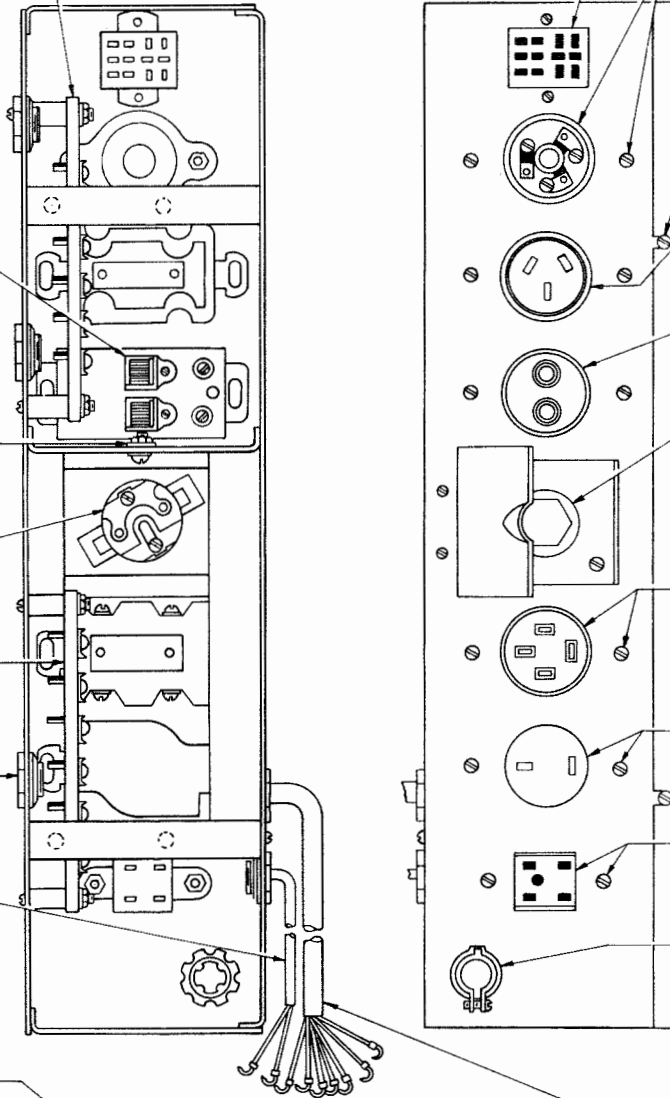
- 111067 GROMMET
- 107198 CONNECTOR,CABLE
- 111064 SCREW

- 111855 CONTAINER  
(BLACK WRINKLE)

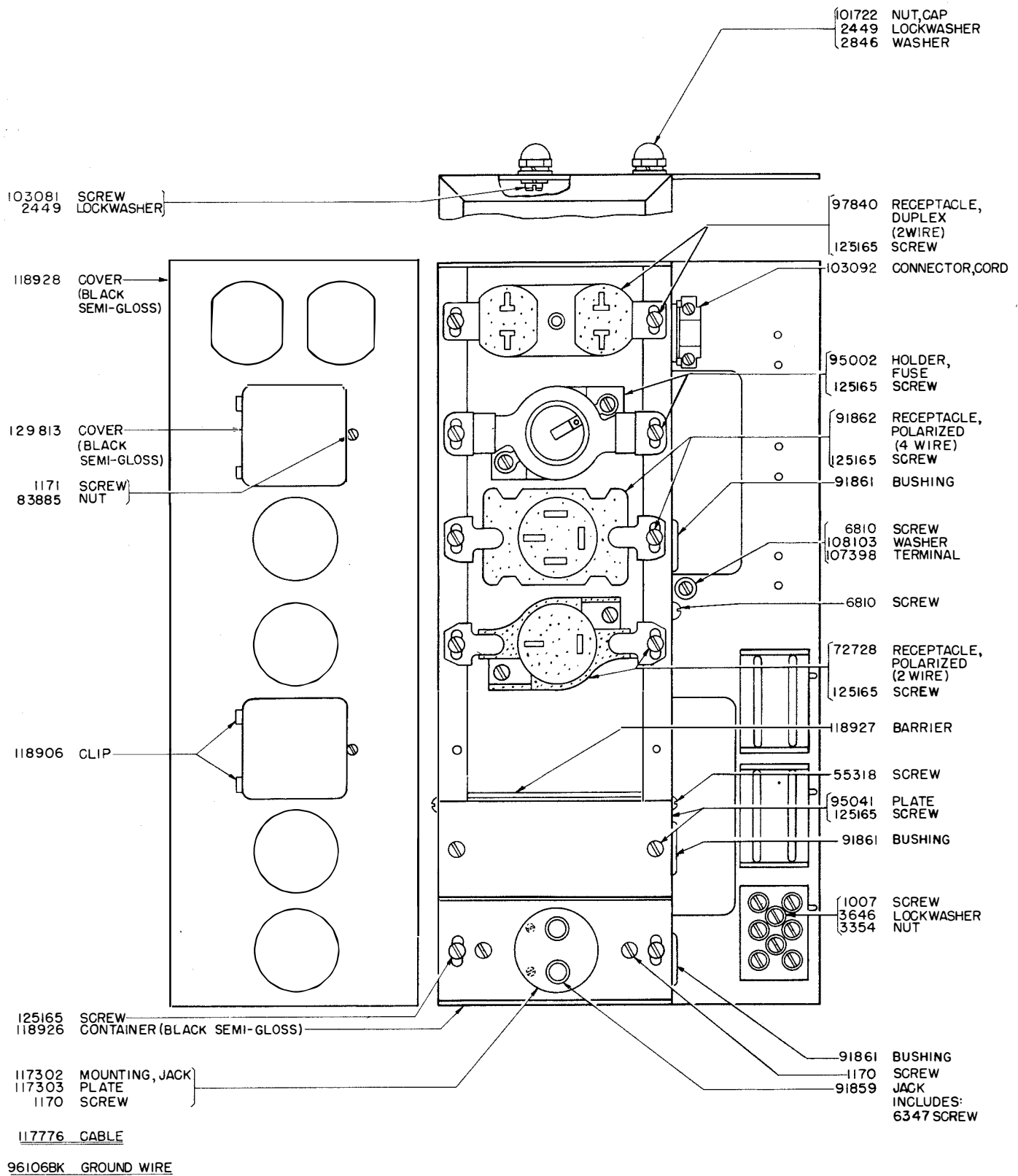
- 111788 CABLE,DC.
- 125719 NIPPLE
- 125720 NUT
- 111063 TERMINAL

- 105568 SCREW
- 2846 WASHER,SHAKEPROOF
- 2449 LOCKWASHER

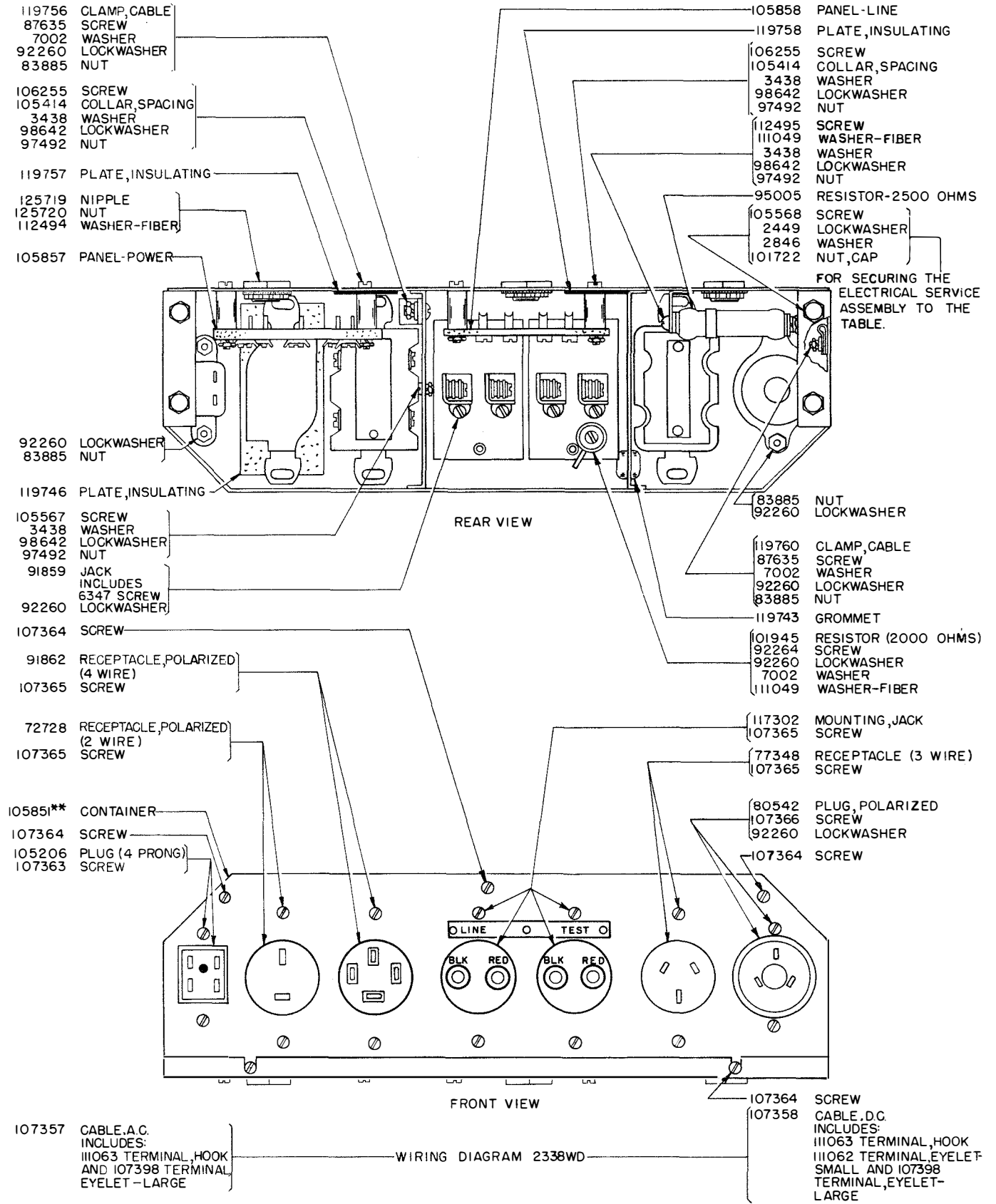
FOR SECURING THE ELECTRICAL SERVICE ASSEMBLY TO THE TABLE



111042 ELECTRICAL SERVICE ASSEMBLY  
(BLACK WRINKLE)  
PART OF XRT20(BLACK WRINKLE) AND XRT210\*\* TABLES

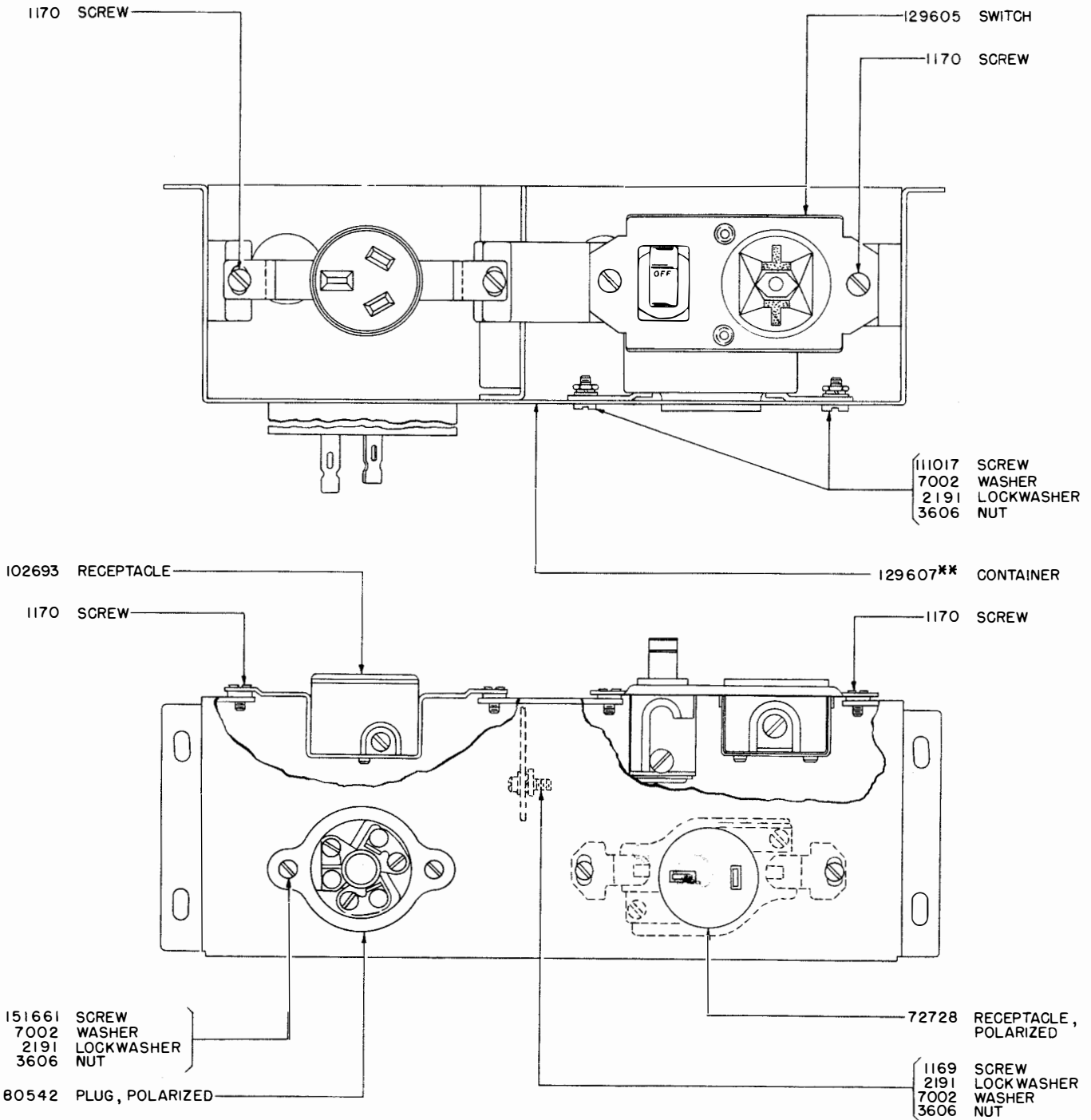


117852 ELECTRICAL SERVICE ASSEMBLY  
(BLACK SEMI-GLOSS)  
126287 ELECTRICAL SERVICE ASSEMBLY  
(BLACK SEMI-GLOSS)  
(THEY ARE THE SAME EXCEPT THAT THE  
126287 ELECTRICAL SERVICE ASSEMBLY IS NOT WIRED )  
USED WITH XRT200\*\* TABLE



\*\*SEE NOTE ON PAGE 1 FOR EXPLANATION.

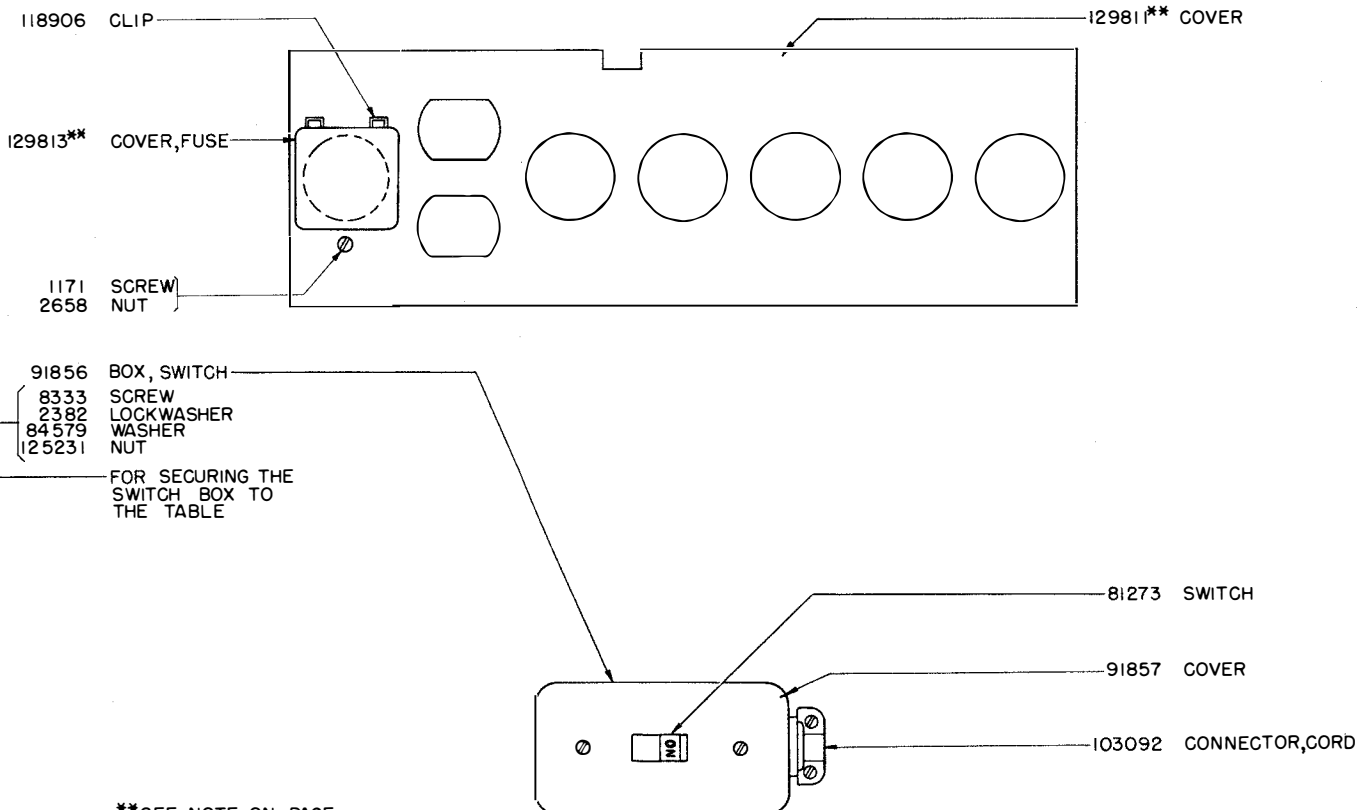
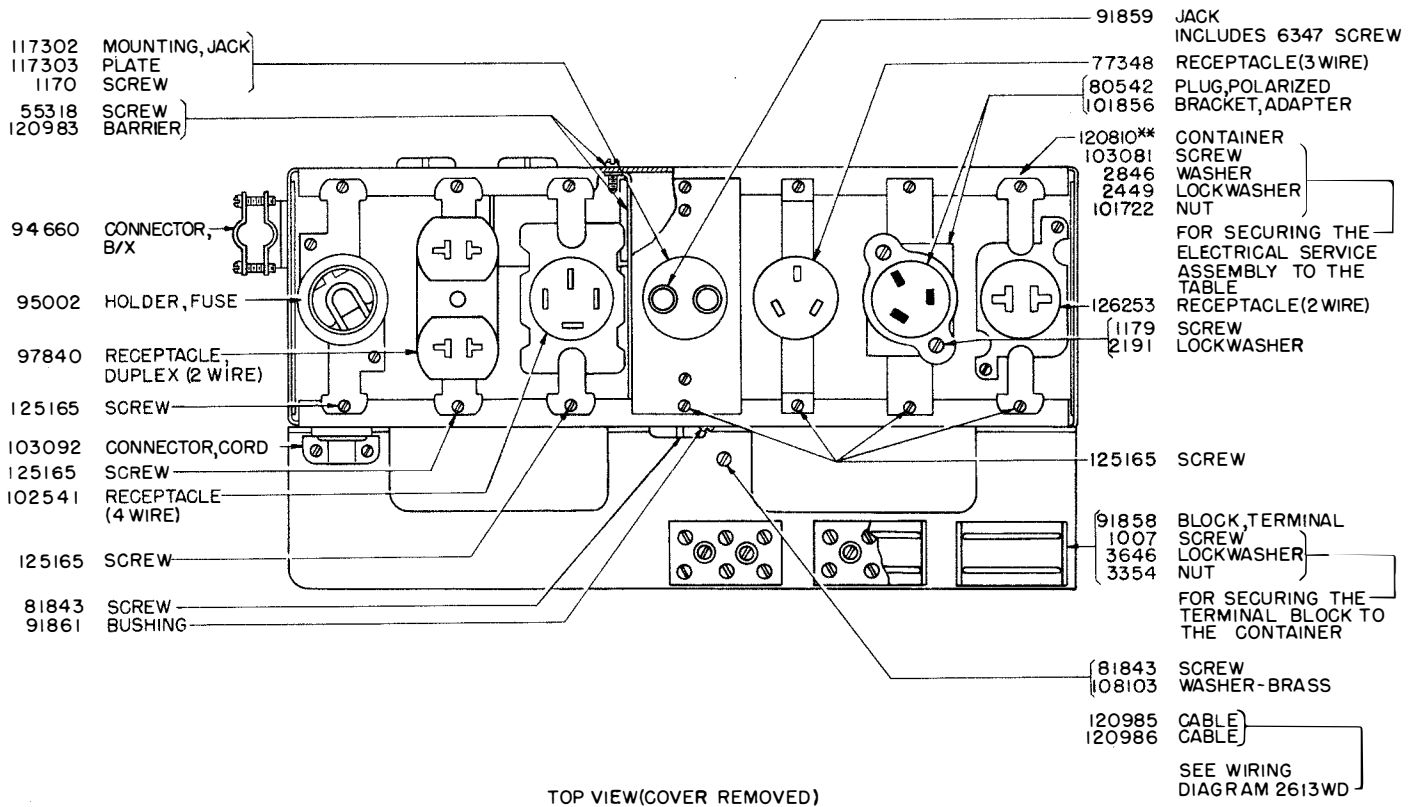
129330\*\* ELECTRICAL SERVICE ASSEMBLY  
 PART OF XRT119 (BLACK WRINKLE) TABLE  
 ORIGINAL



\*\*SEE NOTE ON PAGE 1 FOR EXPLANATION.

129602\*\* ELECTRICAL SERVICE ASSEMBLY  
PART OF PET202\*\* TABLE

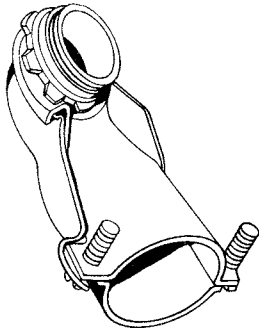





\*\*SEE NOTE ON PAGE 1 FOR EXPLANATION.

129809\*\* ELECTRICAL SERVICE ASSEMBLY  
PART OF XT202\*\* TABLE

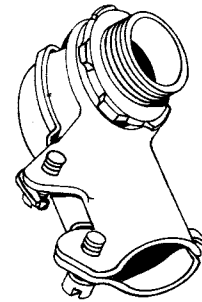
CHANGE I.



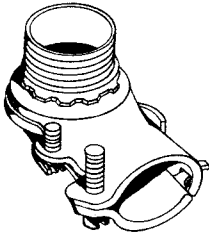
94734 B/X CONNECTOR-90°



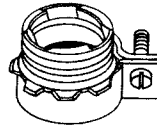
91861 BUSHING



94660 B/X CONNECTOR-90°



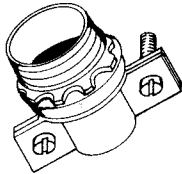
80935 B/X CONNECTOR-45°



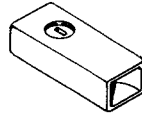
80925 B/X CONNECTOR



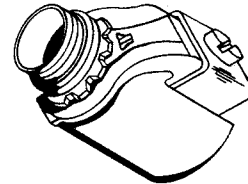
103075 BUSHING



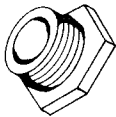
103092 CORD CONNECTOR



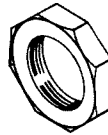
91852 FIXTURE CONNECTOR



94735 CONNECTOR



125719 NIPPLE



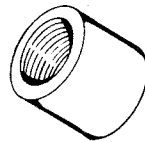
125720 LOCKNUT




115508 REDUCING WASHER



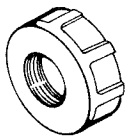
94661 BUSHING



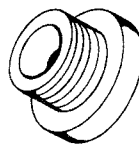
103094 COUPLING



91742 LOCKNUT



94659 BUSHING

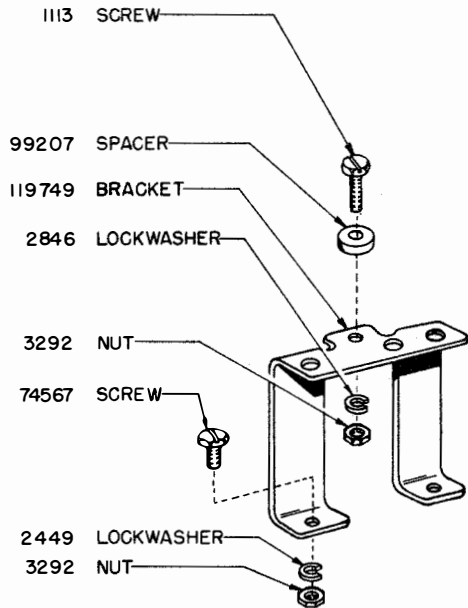


103095 BUSHING



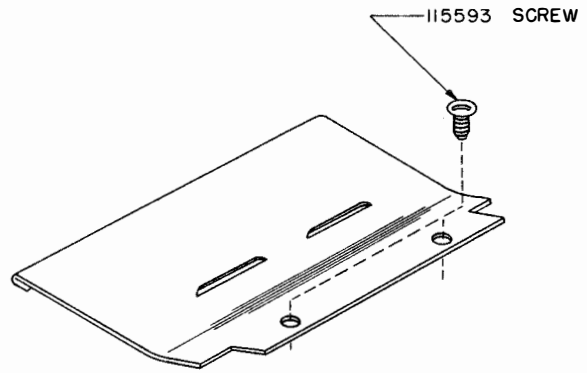
124186 REDUCING WASHER

ELECTRICAL FITTINGS



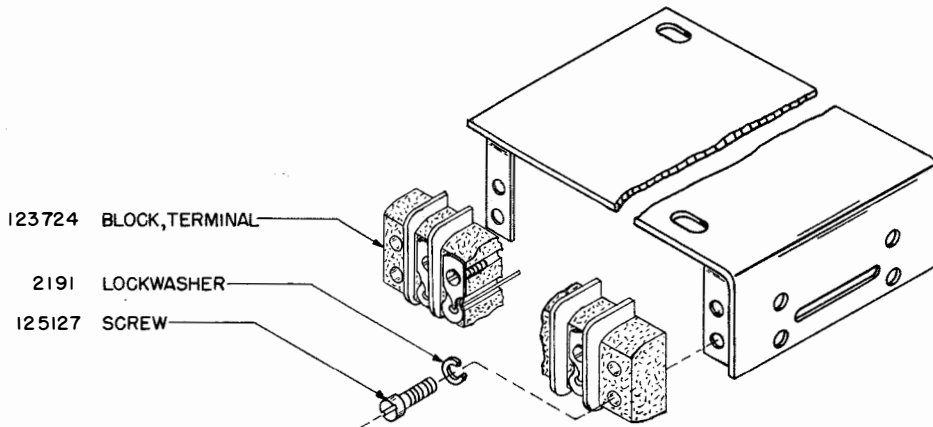
1113 SCREW  
 99207 SPACER  
 119749 BRACKET  
 2846 LOCKWASHER  
 3292 NUT  
 74567 SCREW  
 2449 LOCKWASHER  
 3292 NUT

**IO6983 RECTIFIER MOUNTING PARTS**  
 (USED WITH THE XRT205\*\* AND XRT206\*\* TABLES)



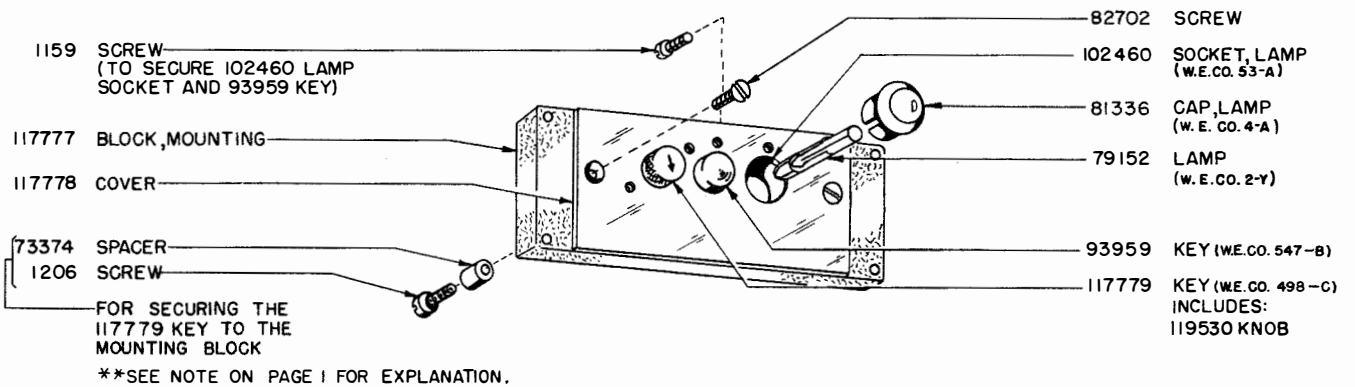
115593 SCREW

**IO6977\*\* BAFFLE PLATE-WITH SCREWS**  
 (USED WITH THE XRT200\*\* AND XRT20\*\* TABLES)



123724 BLOCK, TERMINAL  
 2191 LOCKWASHER  
 125127 SCREW

**IO20062 SWITCH BRACKET ASSEMBLY**  
 (USED WITH THE XRT205\*\* AND XRT206\*\* TABLES)



1159 SCREW  
 (TO SECURE 102460 LAMP SOCKET AND 93959 KEY)

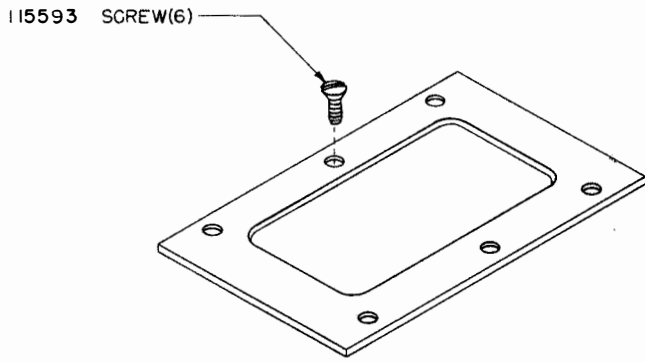
117777 BLOCK, MOUNTING  
 117778 COVER

73374 SPACER  
 1206 SCREW

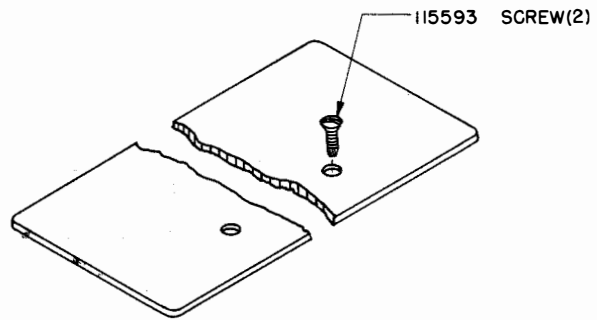
FOR SECURING THE 117779 KEY TO THE MOUNTING BLOCK  
 \*\*SEE NOTE ON PAGE 1 FOR EXPLANATION.

82702 SCREW  
 102460 SOCKET, LAMP (W.E.CO. 53-A)  
 81336 CAP, LAMP (W.E.CO. 4-A)  
 79152 LAMP (W.E.CO. 2-Y)  
 93959 KEY (W.E.CO. 547-B)  
 117779 KEY (W.E.CO. 498-C) INCLUDES: 119530 KNOB

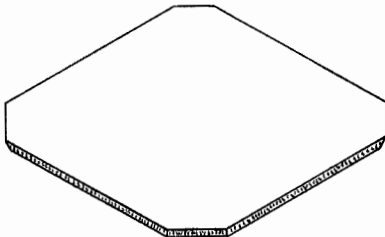
**IO17794 LAMP AND KEY ASSEMBLY**  
 (USED WITH THE RT 200\*\* TABLE)



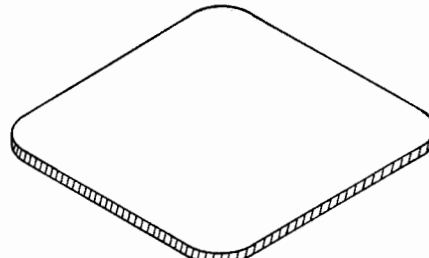
106974\*\* FRONT PANEL-WITH SCREWS  
(USED WITH THE XRT200\*\* AND XRT201\*\* TABLES)



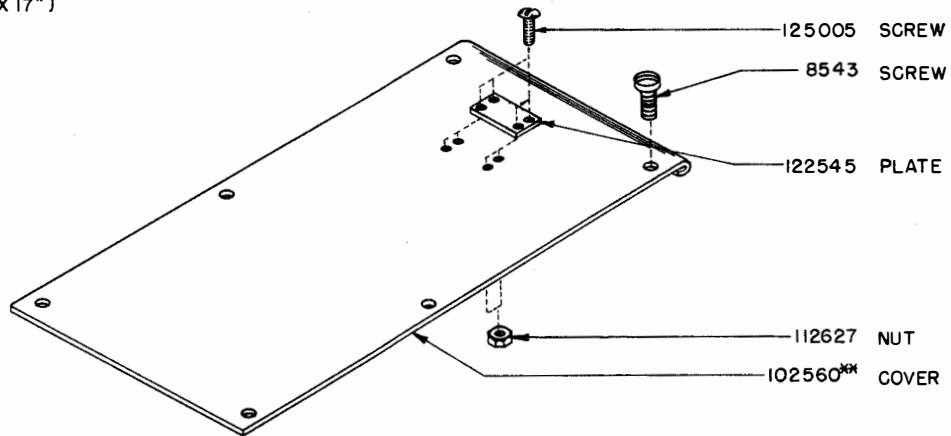
122244\*\* RETAINING STRIP-WITH SCREWS  
(USED WITH THE XRT200\*\* AND XRT201\*\* TABLES)



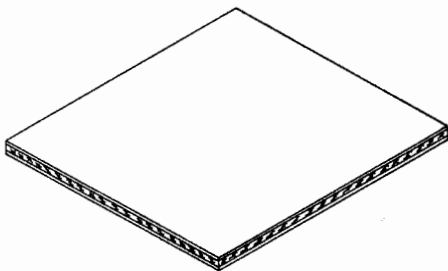
8170 PAD-FELT  
(15" X 17")



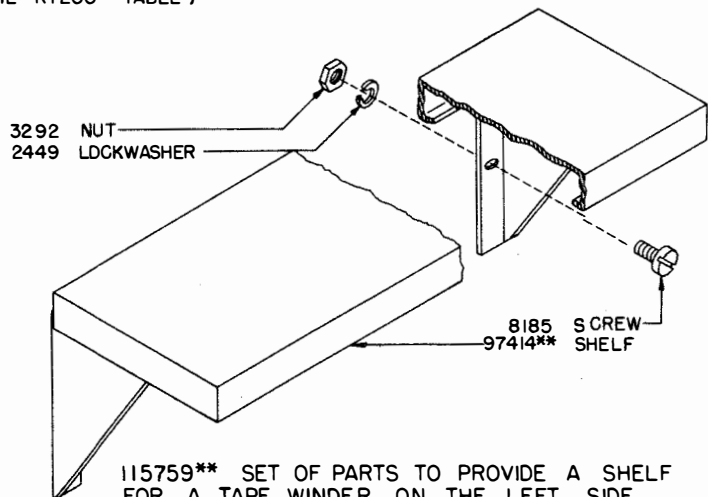
74587 PAD-FELT  
(18 1/4" X 18 1/4")



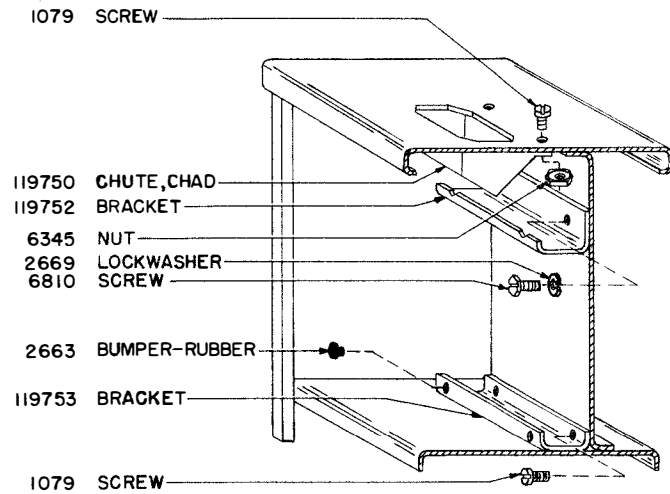
115719\*\* COVER PLATE ASSEMBLY-REAR  
(USED WITH THE RT200\*\* TABLE)



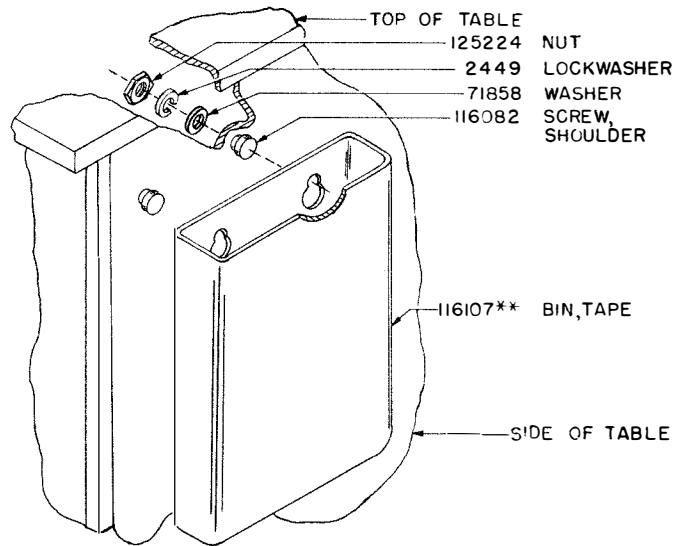
120074 TABLE TOP-FORMICA  
(17 3/4" X 21 1/8")  
(USED WITH THE XRT200\*\* TABLE)



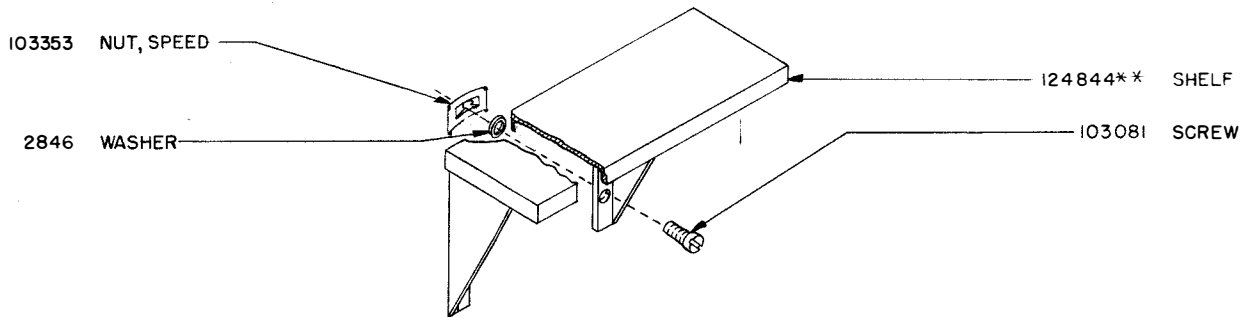
115759\*\* SET OF PARTS TO PROVIDE A SHELF  
FOR A TAPE WINDER ON THE LEFT SIDE  
OF THE XT201\*\* TABLE



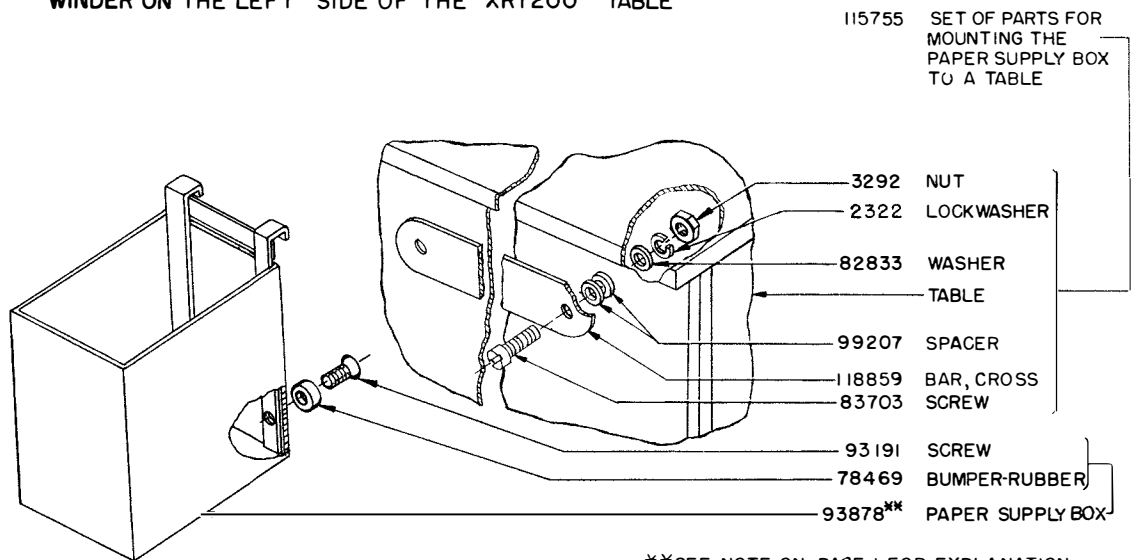
106984 END VIEW—CROSS SECTION OF VERTICAL PANEL ACCESSORY KIT TO PROVIDE MOUNTING PARTS FOR THE 118458\*\* TAPE STORAGE MAGAZINE (SEE PAGE 15) USED WITH MODEL 19 PRINTER SET TABLE.



115818\*\* SET OF PARTS TO PROVIDE A TAPE BIN ON THE LEFT SIDE OF THE XRT200\*\* TABLE



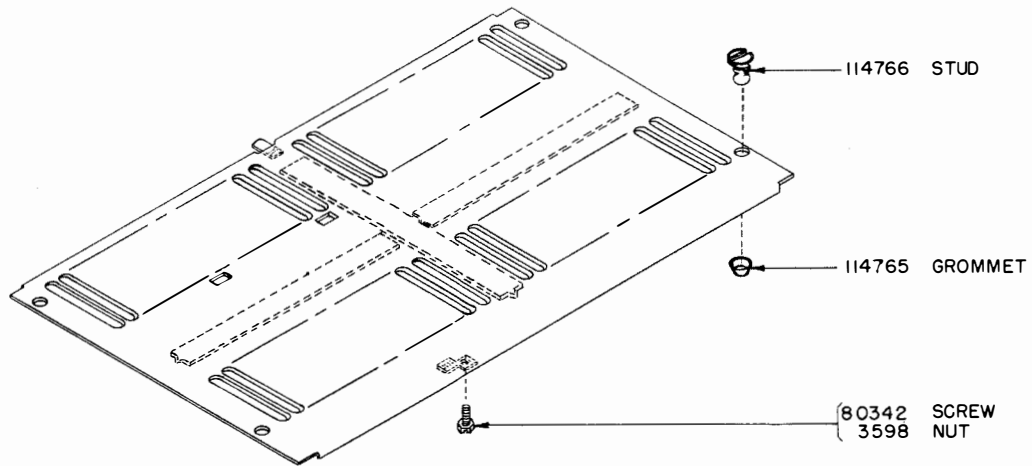
115817\*\* SET OF PARTS TO PROVIDE A SHELF FOR A TAPE WINDER ON THE LEFT SIDE OF THE XRT200\*\* TABLE



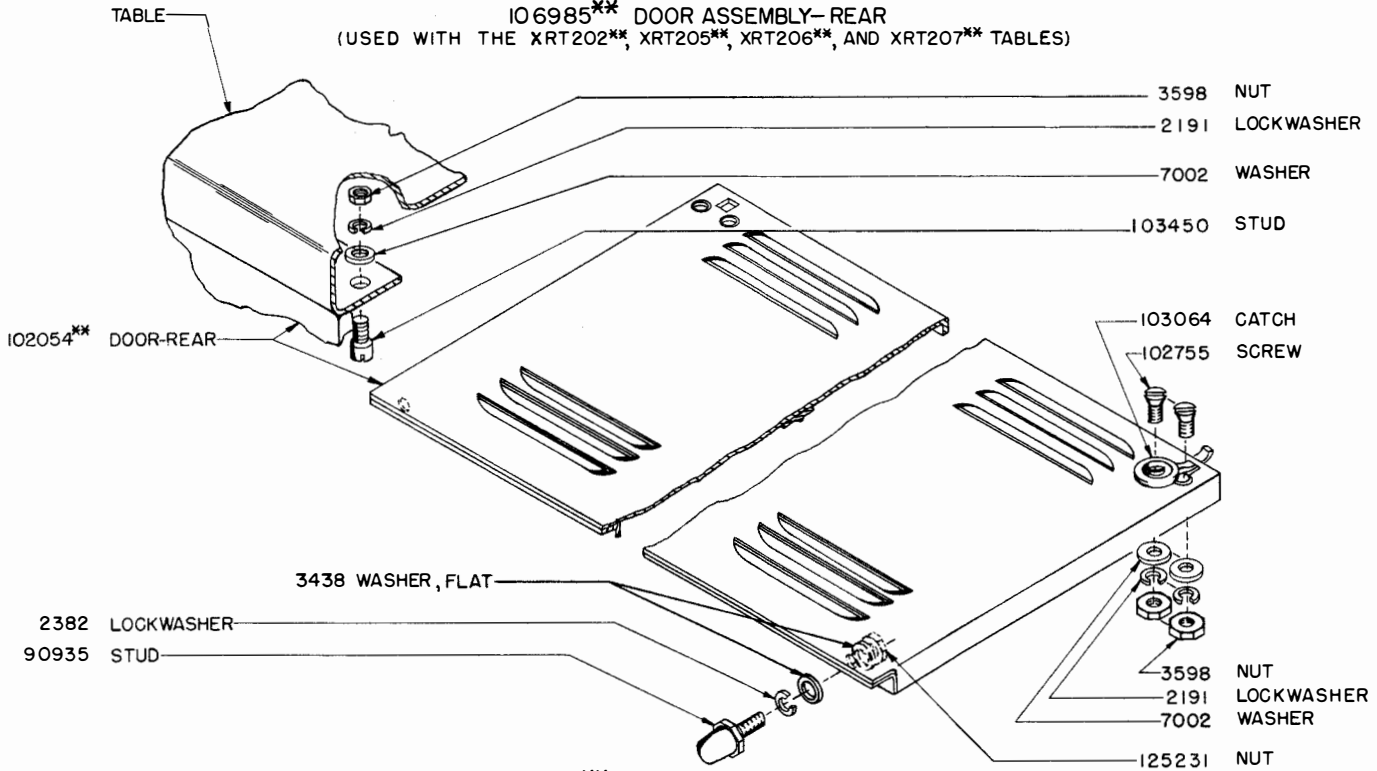
115755 SET OF PARTS FOR MOUNTING THE PAPER SUPPLY BOX TO A TABLE

115730\*\* PAPER SUPPLY BOX ASSEMBLY (USED WITH THE XRT200\*\* AND XRT201\*\* TABLES)

\*\*SEE NOTE ON PAGE 1 FOR EXPLANATION.

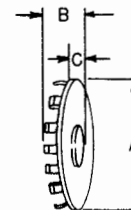


**106985\*\* DOOR ASSEMBLY-REAR**  
 (USED WITH THE XRT202\*\*, XRT205\*\*, XRT206\*\*, AND XRT207\*\* TABLES)



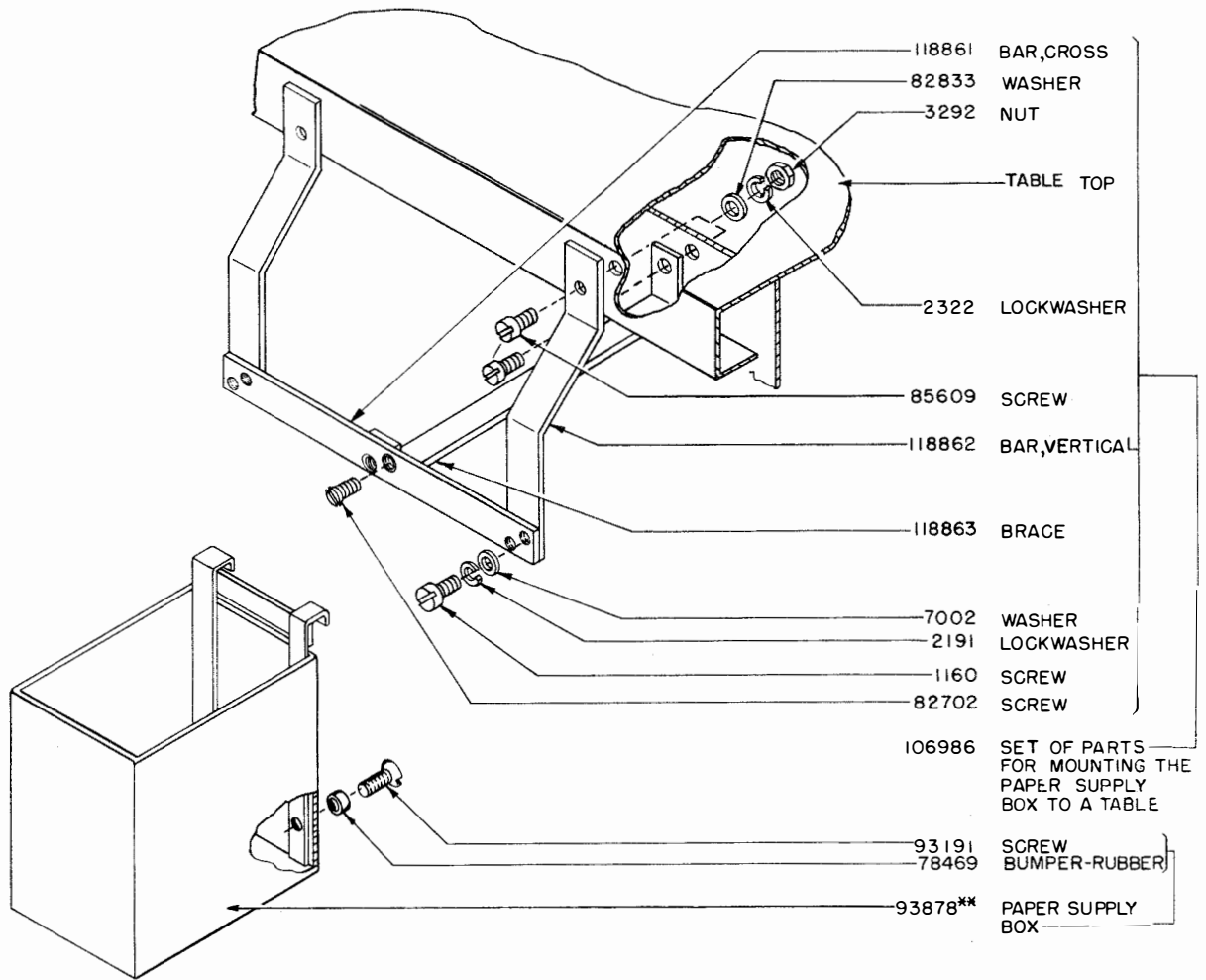
**115716\*\* DOOR ASSEMBLY-REAR**  
 (USED WITH THE XRT204\*\* AND XT41 (DARK BROWN WRINKLE) TABLES)

PART NUMBER	PLUG HOLE DIA.	DIMENSIONS		
		A-INCHES	B-INCHES	C-INCHES
119634**	1/2"	2 1/32	1 7/64	5/64
119635**	3/4"	1 5/16	1 9/64	3/32
119636**	1"	1 5/32	1 9/64	3/32
119637**	2 1/4"	2 9/16	1/2	7/32
119638**	1/4"	1 3/32	1/4	5/64
119639**	7/8"	1 1/16	9/32	5/64
119640**	1 1/16"	7/8	1/4	5/64
119641**	5/16"	7/16	1/4	1/16

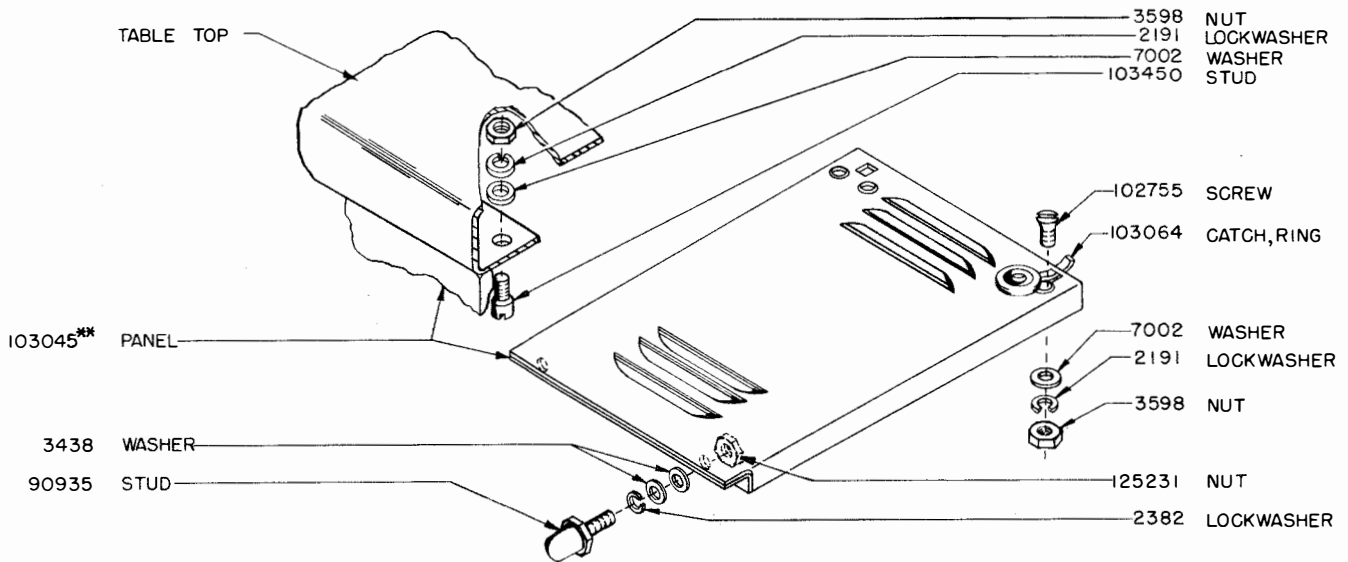


\*\*SEE NOTE ON PAGE 1 FOR EXPLANATION.

**119634\*\* TO 119641\*\* BUTTON-PLUG**

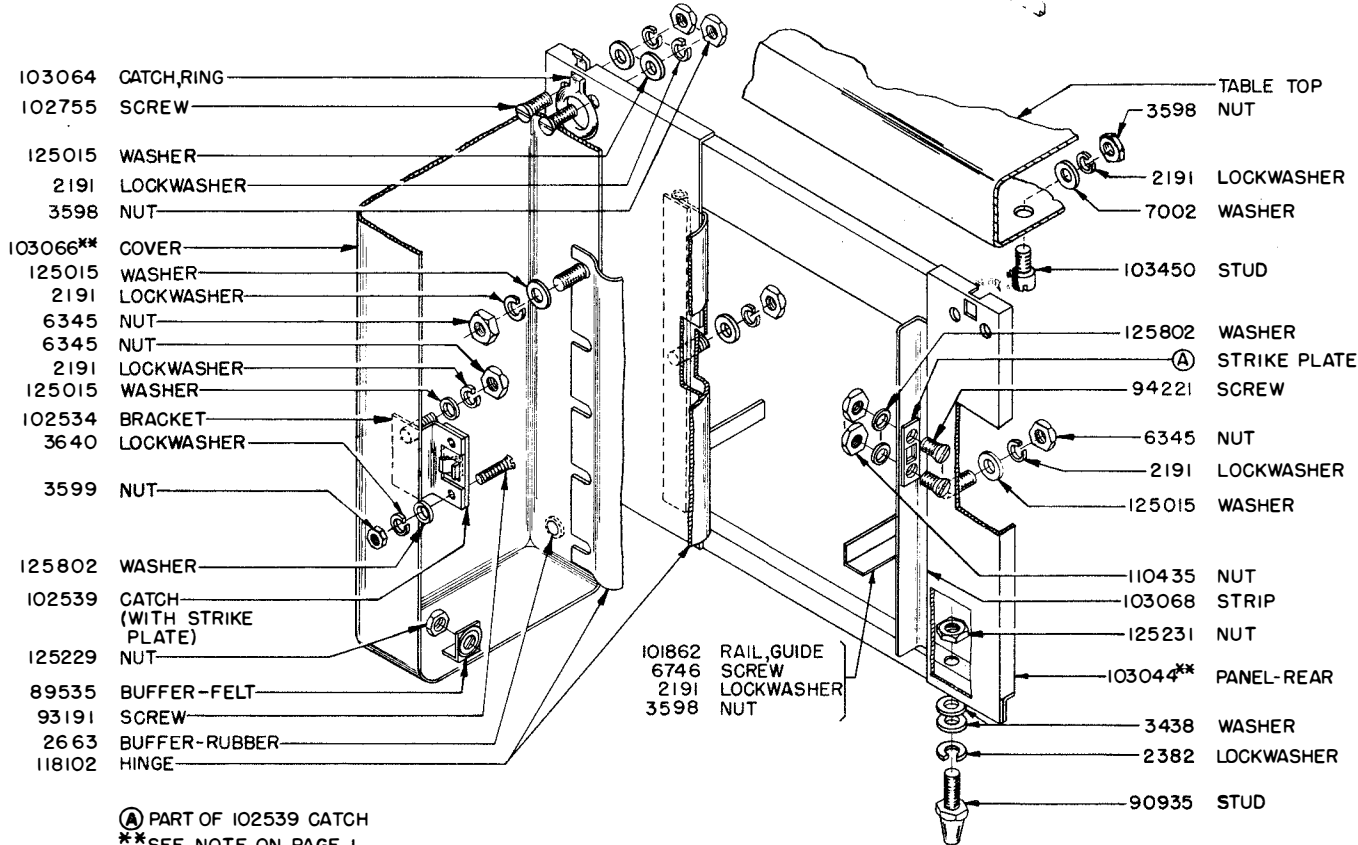
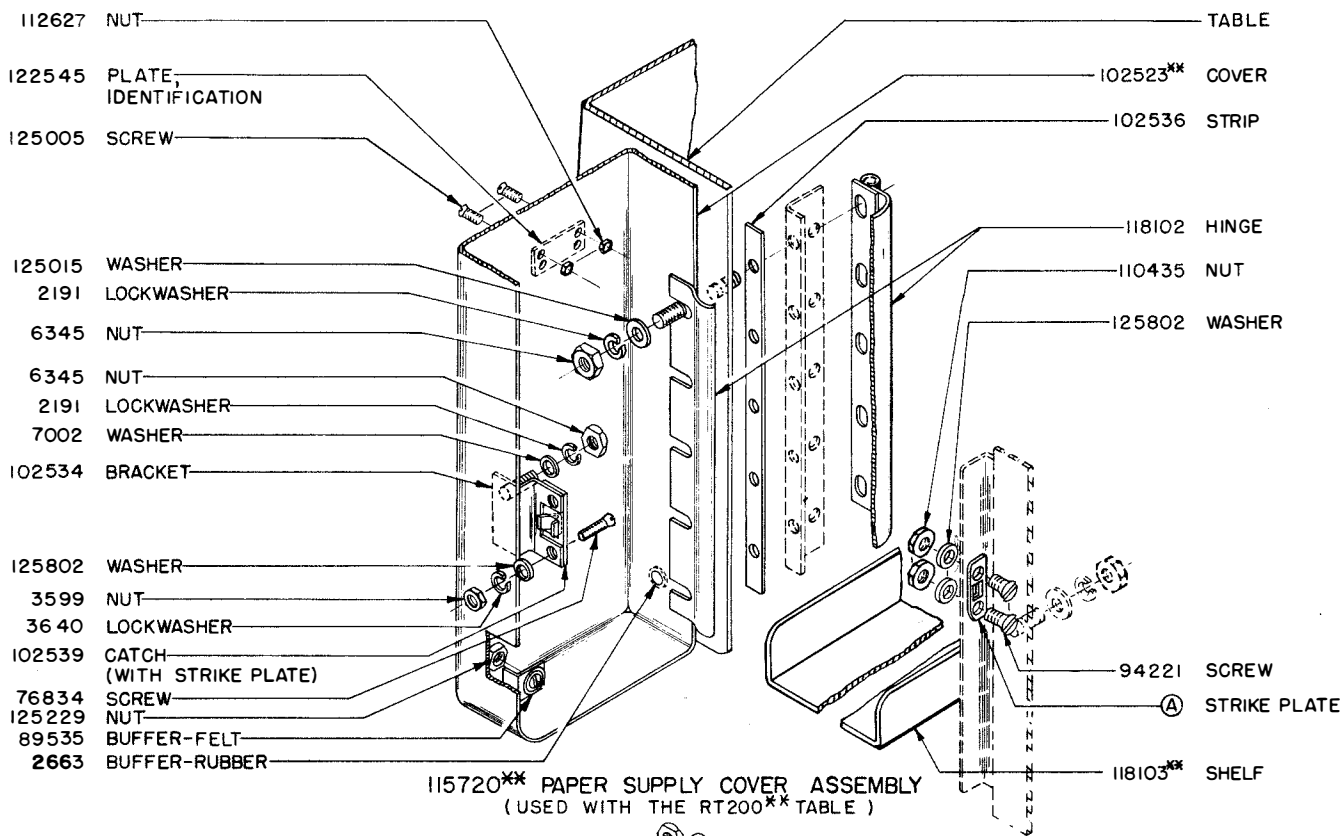


11573\*\* PAPER SUPPLY BOX ASSEMBLY  
 (USED WITH THE XRT 205\*\* AND XRT206\*\* TABLES)



\*\*SEE NOTE ON PAGE 1 FOR EXPLANATION.

115717\*\* PANEL ASSEMBLY- REAR  
 (USED WITH THE XRT204\*\* TABLE)



(A) PART OF 102539 CATCH  
 \*\*SEE NOTE ON PAGE 1  
 FOR EXPLANATION.



DESCRIPTION	PAGE NO.	DESCRIPTION	PAGE NO.
1007 Screw (8-32 x 5/8 Fil)	34,37	4293 Insulator	29
1026 Screw (6-40 x 3/8 Fil)	7,14,20	4814 Lockwasher	1
1028 Screw (4-40 x 1/4 Fil)	5,10,14,18	4816 Clamp	10,14
	20,22	5599 Nut (8-32 Hex)	29,32
1079 Screw (6-32 x 5/16 Fil)	4,6,7,8,10,14	5600 Spacer	7,11,17,25
	15,18,19,21,23,26,27,41	5660 Spacer	25
1093 Screw (8-32 x 7/16 Fil)	29	5668 Box, Switch	7,11,14,16,17,23,25,27
1113 Screw (1/4-20 x 7/16 Hex)	39	6033 Lockwasher	24
1126 Screw (.150-32 x 5/8 Fil)	22	6345 Nut (6-32 Hex)	4,6,7,8,10,14,15,16,18,19
1157 Screw (8-32 x 1/2 Fil)	14,24		21,23,26,41,44
1159 Screw (4-40 x 3/8 Fil)	39	6347 Screw (6-32 x 3/8 Rd.)	5,8,10,11,14
1160 Screw (6-40 x 5/16 Fil)	20,43		17,18,20,22,30,32,33,34,35,37
1161 Screw (6-40 x 1/4 Fil)	16	6745 Screw (10-32 x 1/2 Hex)	3,11,16
1165 Screw (6-32 x 1/4 Fil)	17,23	6746 Screw (6-40 x 5/16 Hex)	1,7,14,44
1166 Screw (4-32 x 1/4 Fil)	16	6810 Screw (10-32 x 3/8 Hex)	1,2,3,25,26
1169 Screw (6-40 x 7/16 Fil)	5,18,20,22,36		34,41
1170 Screw (6-32 x 5/16 Flat)	4,5,8,10,11	7002 Washer	1,4,7,8,9,10,11,12
	14,15,17,18,19,20,21,22,27,30,33,34,36,37		14,16,17,18,20,22,24,25,27,32,35,36,42,43,44
1171 Screw (6-32 x 3/16 Fil)	34,37	7398 Plate	29
1176 Screw (6-40 x 3/16 Fil)	5,14,20	8170 Keyboard Pad	40
1179 Screw (6-40 x 5/8 Fil)	8,9,12,23,27,37	8185 Screw (1/4-20 x 3/4 Fil)	40
1187 Screw (10-32 x 1/4 Fil)	13,15	8333 Screw (10-32 x 3/8 Rd)	6,8,23,27,30
1206 Screw (4-40 x 9/16 Fil)	39		31,33,37
1207 Screw (4-36 x 5/16 Flat)	1,4,15,18	8515 Plate, Spacer	26
	19,21	8543 Screw (6-40 x 1/4 Fil)	10,11,14,16
1208 Screw (10-32 x 5/8 Fil)	10		17 20,25,28,40
1226 Screw (6-40 x 3/4 Fil)	5,11,14,17,18,20	34432 Washer	1,2,3,23
1248 Screw (6-40 x 1/2 Flat)	11,25,28	35503 Foot-Rubber	7,16
1257 Screw (10-32 x 1-1/8 Fil)	25	44048 Washer	24,32
1284 Screw (8-32 x 1/2 Flat)	27	45969 Screw (10-32 x 3/4 Flat Hd)	2,3,6,10
1286 Screw (10-32 x 7/16 Fil)	16,25		14,15,18,19,21,26,27,29
1294 Screw (4-36 x 1/2 Flat)	26	55309 Screw (6-32 x 1/2 Oval)	7,8,11,23,27
1303 Screw (6-40 x 13/32 Fil)	7,11,16,25	55318 Screw (6-32 x 1/4 Rd)	4,5,15,18,19
2191 Lockwasher	1,4 through 12		20,21,22,34,37
14 through 22,24 through 28,36,37,39,42,43,44		62135 Screw (6-32 x 5/8 Rd Hd)	29
2201 Nut (5/16-32 Hex)	1	70314 Washer	28
2263 Nut (8-32 Hex)	24	71155 Screw (6-32 x 1-1/4 Flat Hd)	11,17,25
2322 Lockwasher	41,43	71266 Washer	1
2382 Lockwasher	8,16,17,23,25,27,30,31	71646 Nut (6-32 Hex)	16
	33,37,42,43,44	71672 Clamp, Cable	29
		71858 Washer	41
2407 Lockwasher	10	72508 Screw (6-40 x 3/4 Hex)	29
2449 Lockwasher	30,31,32,33,34,35,37,39	72509 Lockwasher	4,6,10,14,15,18
	40,41		19,21,23,26,27
2658 Nut (6-32 Hex)	34,37	72712 Washer	25
2663 Buffer-Rubber	16,25,26,41,44	72728 Receptacle, Polarized	5,8,10,11,14,17
2669 Lockwasher	1,2,3,5,6,9,10,11,13,14,15		18,20,22,23,30,31,32,33,34,35,36
	18,19,20,21,23,24,26,27,28,29,41	73098 Plate, Receptacle	8
2846 Lockwasher	30,31,32,33,34,35,37,39,41	73175 Lockwasher	12,13,15
2848 Washer	41	73374 Spacer	39
2920 Lockwasher	12,13,15	73643 Guide, Line	26
3292 Nut (1/4-20 Hex)	39,40,41,43	73670 Block Assembly, Terminal	22
3354 Nut (8-32 Hex)	34,37	73705 Block, Terminal	5,10,14,18,20
3438 Washer	1,14,23,24,30,31,32,33	74567 Screw (1/4-20 x 33/64 Hex)	39
	35,42,43,44	74587 Base, Pad	40
3466 Stop	26	74682 Screw (10-32 x 1-1/8 Flat)	1,7,11,16
3598 Nut (6-40 Hex)	1,7,8,10,11,12,14,16,17	74805 Screw (10-32 x 3/4 Hex)	11,17,25
	24,26,27,28,42,43,44	74807 Nut (10-32 Hex)	10
3599 Nut (4-40 Hex)	44	74900 Washer	4,15,19,21
3606 Nut (6-40 Hex)	6,36	74952 Screw (4-40 x 5/8 Fil)	16
3639 Lockwasher	10,30,31,33	75400 Screw (6-40 x 1 Fil)	5,20
3640 Lockwasher	16,18,26,44	75429 Screw (10-32 x 1-1/2 Flat)	25
3646 Lockwasher	29,34,37	75750 Washer - Fiber	5,14,20,22,30,33
3650 Washer	5,10,14,18,20,22,29	76099 Washer	5,7,11,16,20,22,25

DESCRIPTION	PAGE NO.
76249 Screw (6-40 x 1/8 Fil)	16
76281 Terminal, Lug	23
76427 Nut (6-40 Thumb)	25
76465 Bushing-Fiber	29
76834 Screw (4-40 x 3/8 Flat Hd)	44
77031 Bracket	29
77046 Strip, Mounting	29
77125 Contact Assembly	29
77221 Bracket	26
77347 Plate	23
77348 Receptacle	5,14,18,20,22 25,32,33,35,37
77670 Pad - Felt	10,14,23,26
77699 Container, Chad	4,6,10,14,15,18,19
77700 IS APPR. SIMULAS SEE MAY 1969 "PARTS ORG INFO"	21,23,24,26
78028 Screw (6-40 x 1 Hex)	12
78245 Screw (6-32 x 7/8 Flat Hd)	16
78301 Screw (10-32 x 5/8 Hex)	13,15
78445 Rivet	5
78469 Bumper-Rubber	1,41,43
79152 Lamp	39
79844 Plate	27
80342 Screw (6-40 x 23/64 Hex)	28,42
80402 Screw (4-40 x 15/32 Fil)	16
80419 Plate	1
80444 Screw (6-40 x 1/4 Hex)	1,11,16,25
80542 Plug, Polarized	5,14,17,18,20,22 23,30,31,32,33,35,36,37
80757 Screw (10-32 x 1/2 Fil)	5,20
80845 Screw (10-32 x 1-13/16 Fil)	1
80925 Connector, B/X	8,10,23,38
80935 Connector, B/X	23,38
81230 Plate, Cover	25
81273 Switch	4,10,14,15,19,21,27,37
81336 Cap, Lamp	39
81774 Washer	5,7,20,22
81778 Screw (4-40 x 1/4 Rd Hd)	29
81843 Screw (10-32 x 3/8 Rd Hd)	37
82020 Buffer	1
82415 Latch	10,14
82440 Screw (6-40 x 7/16 Hex)	6
82702 Screw (6-40 x 9/32 Flat)	39,43
82833 Washer	41,43
83703 Screw (1/4-20 x 3/4 Fil)	41
83885 Nut (6-32 Hex)	17,30,31,32,33,34,35
84054 Spring, Contact	29
84055 Spring, Contact	29
84056 Stiffener	29
84057 Terminal	29
84579 Washer	28,30,31,33,37
84990 Screw (6-40 x 3/16 Flat)	25
85595 Nut (3/8-16 Hex)	12,13,15
85609 Screw (1/4-20 x 5/8 Rd Hd)	43
85803 Spacer	30,31,32,33
86850 Screw (10-32 x 1-1/4 Fil)	16
87635 Screw (6-32 x 1/2 Fil)	7,32,35
87636 Screw (2-56 x 3/32 Rd)	5,20,22
88092 Washer	4,15,19,21
89535 Buffer-Felt	44
90109 Fusetron	25,27
90565 Spacer	16
90935 Stud	42,43,44
90959 Screw (6-32 x 3/8 Oval)	24

DESCRIPTION	PAGE NO.
91150 Screw (10-32 x 1-9/16 Fil)	23
91742 Locknut	38
91744 Screw (6-40 x 13/16 Fil)	5,7,20,22
91746 Block, Terminal	5,7,20,22
91852 Fixture, Connector	38
91856 Box, Switch	10,14,27,30,31,33,37
91857 Cover, Switch	27,30,31,33,37
91858 Block, Terminal	8,27,34,37
91859 Jack	5,8,10,11,14,17,18,20,22 27,30,32,33,34,35,37
91861 Bushing	5,7,8,16,22,23,34,37,38
91862 Receptacle, Polarized	5,8,10,14,18,20 22,30,32,33,34,35
91863 Pad - Felt	2,8,10,14
92260 Lockwasher	30,31,32,33,35
92264 Screw (6-32 x 2-1/4 Rd)	35
92271 Screw (6-32 x 1/4 Rd)	5,20,22
92343 Mounting, Jack	10,14
92527 Lockwasher	29
92551 Stud	1,2,3,25
92552 Sleeve	1,2,3,25
92553 Cap, Locating	1,2,3,25
92556 Holder, Fuse	14,27,30,31,33
92763 Frame, Distributor Mounting	2,3
92764 Pad-Felt	2,3
92765 Pad-Felt	3,4,6,10,14,18,19,21,26,27
92767 Pad-Felt	26
92768 Pad-Felt	26
92782 Mount, Vibration	16,25
93030 Mounting-Rubber	16
93127 Screw (6-32 x 7/16 Flat)	27
93191 Screw (4-40 x 5/16 Flat)	41,43,44
93878 Paper Supply Box	41,43
93959 Key	39
94009 Switch, Toggle	10
94221 Screw (4-40 x 1/4 Flat)	44
94222 Screw (6-40 x 3/8 Fil)	1,7
94656 Screw (6-32 x 5/16 Fil)	34
94657 Washer	34
94658 Cover	34
94659 Bushing	38
94660 Connector, B/X	37,38
94661 Bushing	38
94734 Connector, B/X	38
94735 Connector	38
94874 Buffer	1
95001 Pad-Felt	4,18,19
95002 Holder, Fuse	5,10,17,18,20,22,34,37
95003 Receptacle (3 Wire)	30
95004 Bracket	5,14,18,20,22
95005 Resistor	5,14,20,22,30,32,35
95006 Bracket	5,18,20,22
95007 Switch	4,15,16,19,21,25
95008 Switch, Lever	4,15,19,21
95009 Switch, Push	4,15,19,21
95038 Holder, Card	4,15,18,19,21
95039 Strip	4,15,18,19,21
95040 Card, Bristol Board	4,15,18,19,21
95041 Plate	5,18,20,22,34
95042 Latch	1
95049 Screw (10-24 x 1/2 Spl)	5,18,20,22,23
95065 Jumper	5,20,22
95128 Caster	1
95191 Cable	8

DESCRIPTION	PAGE NO.	DESCRIPTION	PAGE NO.
95228 Cover, Perforator	26	102513 Mount, Vibration	1,7
95229 Copyholder	26	102514 Mount, Vibration	1,7
96106 Ground Wire	34	102523 Cover	44
97007 Switch, Toggle	18	102528 Strip	7
97414 Shelf	40	102529 Strip	7
97441 Bracket	10	102532 Foot-Rubber	7
97473 Strip, Terminal	10,14	102533 Disk, Locating	1,7,11,16,25
97492 Nut (10-24 Hex)	14,30,31,32,33,35	102534 Bracket	44
97499 Knob	9	102535 Strip, Terminal	11
97598 Cable	27	102536 Strip	44
97620 Plate	27	102537 Block, Terminal	11
97722 Receptacle, Duplex	27	102539 Catch	44
97723 Block, Fuse	10	102540 Receptacle	25
97724 Bracket	10	102541 Receptacle	7,11,17,37
97742 Stud	9	102542 Receptacle	17
97840 Receptacle, Duplex	1,11,17,18 25,34,37	102560 Cover	40
97848 Receptacle	17	102622 Key	16
97908 Spacer	9,12,13	102683 Washer	1,7,11,16
97934 Pad-Linoleum	10,14	102684 Plate, Clamp	11,16,25
98093 Cover, Perforator	26	102685 Plate, Cover	16,25
98094 Pad-Side	26	102688 Plate	11,25
98390 Pad-Felt	9	102689 Plate	11
98642 Lockwasher	32,35	102690 Receptacle, Duplex	17
98688 Housing	16	102693 Receptacle	17,25,36
98693 Knob	16	102739 Channel	16
98694 Latch	16	102740 Clamp	16
98704 Spring	16	102741 Strip, Lining	16
99207 Washer	39,41	102745 Handle	16
99494 Channel	16	102751 Nut (10-32 Hex)	25
99784 Spacer	12	102752 Switch	11
99904 Pad-Felt	2,28	102753 Plate	11
99905 Stud	28	102754 Yoke	11
99906 Plate	28	102755 Screw (6-40 x 9/32 Flat)	16,17,25 42,43,44
99908 Mount, Vibration	12,15	102762 Guide, Tape	16
99964 Pad-Felt	4,15,18,21,28	102809 Stud	12,13,15
101016 Guard	17,28	102880 Bar, Locating	25
101594 Tape, Magazine	16	102881 Plate, Adapter	25
101722 Nut (1/4-20 Hex)	32,34,35,37	102968 Cushion	16
101756 Lug, Ground	23	103017 Receptacle	7
101840 Strip, Mounting	17,25	103044 Panel-Rear	44
101841 Strip, Mounting	17,25	103045 Panel	43
101843 Strip	17	103064 Catch, Ring	42,43,44
101844 Bracket	11	103066 Cover	44
101845 Plate, Clamp	7,11,17,25	103068 Strip	44
101856 Bracket, Adapter	17,23,37	103075 Bushing	38
101857 Plate	25	103081 Screw (1/4-20 x 1/2 Fil)	31,34,37,41
101861 Pad-Rubber	11,16,25	103092 Connector, Cord	7,16,34,37,38
101862 Rail, Guide	44	103093 Connector, Cord	23
101918 Panel-Glass	16	103094 Coupling	38
101945 Resistor	32,35	103095 Bushing	38
102046 Cabinet, Tape Winder	16	103098 Strip, Mounting	11
102054 Door-Rear	42	103099 Strip, Mounting	11
102067 Rail-Right	29	103100 Strip, Mounting	11
102069 Rail-Left	29	103125 Clamp, Cable	25
102126 Barrier	11	103137 Key	16
102130 Plate	7,11,17	103138 Key	16
102131 Spacer	25	103139 Block	16
102460 Socket, Lamp	39	103140 Cover	16
102474 Button	4,19,21	103167 Pad-Felt	12,13
102492 Channel, Mounting	16	103284 Fusetron	5,17,20,22,31
102508 Mount, Vibration	11,16,25,28	103285 Fusetron	17,30,33
102509 Mount, Vibration	1,7,11,16,28	103287 Fusetron	5,20,31
102510 Mount, Vibration	16		

DESCRIPTION	PAGE NO.	DESCRIPTION	PAGE NO.
103288 Fusetron	5,20	108103 Washer-Brass	37
103353 Nut	41	110191 Lockwasher	32
103358 Holder, Fuse	25	110422 Screw (1/4-20 x 1/4 Rd.)	15
103377 Washer	12,13,15	110435 Nut (4-40 Hex.)	44
103388 Catch	1	110727 Ring, Screw	15
103450 Stud	42,43,44	110757 Foot-Rubber	2,3,4,6,8,10,14,18,20, 22,23,26,27
103540 Stud	28	110949 Terminal	30,33
103622 Plate, Instruction	5,20,22	111017 Screw (6-40 x 5/16 Fil.)	1,24,26,36
103623 Plate, Instruction	5,20,23	111039 Electrical Service Assembly	32
103699 Screw (6-32 x 5/8 Flat Hd.)	27	111040 Panel, Line	32
103779 Spacer	12,13,15	111041 Container	32
103985 Plate, Switch	10	111042 Electrical Service Assembly	3,33
104017 Stud	13,15	111049 Washer, Insulator	32,35
104032 Pad-Felt	15	111062 Terminal, Eyelet	32,35
104059 Block, Spacer	13,15	111063 Terminal	30,31,32,33,35
105100 Grommet	31	111064 Screw (8-32 x 3/8 Fil.)	30,31,33
105182 Electrical Service Assembly	2,30	111066 Container	30
105185 Electrical Service Assembly	26,31	111067 Grommet	30,33
105191 Bracket	10,14	111072 Panel, Line	30
105205 Bracket	5,20	111073 Panel, Power	30
105206 Plug	5,14,20,30,31,32,33,35	111075 Cable D.C.	30
105391 Switch, Knife	5,20	111076 Cable A.C.	30
105414 Collar, Spacing	32,35	111081 Mounting, Jack	32
105433 Bracket	26	111283 Connector	20,33
105567 Screw (10-24 x 1/2 Fil.)	30,31,32	111284 Block, Terminal	20
105567 Screw (1/4-20 x 9/16 Fil.)	32,35	111469 Panel, Power	32
105851 Container	35	111598 Panel, Line	33
105855 Strip, Terminal	5,20	111606 Panel, Power	33
105857 Panel, Power	35	111607 Receptacle	14,20,32
105858 Panel, Line	35	111613 Foot	24
106054 Fusetron	30,33	111638 Pad-Felt	4
106255 Screw (10-24 x 1-1/4 Fil.)	30,31,32	111725 Bracket	14
106844 Bracket	20	111726 Bracket, Terminal Block	14
106893 Pad-Felt	1,2,3	111727 Bracket, Fuse Block	14
106974 Panel	40	111728 Bracket, Fuse Block	14
106977 Baffle Plate	39	111729 Pad-Felt	3
106983 Rectifier Mounting Parts	17,39	111768 Plate, Receptacle Mounting	14
106984 Accessory Kit to Provide Mounting Parts for the 118548 Tape Storage Magazine	41	111769 Bracket	20
106985 Door Assembly	5,42	111770 Bracket	20
106986 Paper Supply Box	43	111771 Block, Mounting	20
107177 Pad-Felt	23	111788 Cable D.C.	33
107197 Container	31	111855 Container	33
107198 Connector, Cable	30,31,33	111856 Cable A.C.	33
107199 Panel, Line	31	112494 Insulator Washer	32,35
107200 Panel, Power	31	112495 Screw (10-24 x 2-5/8 Rd.)	32,35
107201 Cable A.C.	31	112626 Nut (10-32 Hex.)	1,6,9,11,13,15,17,28
107242 Cable D.C.	31	112627 Nut (2-56 Hex.)	40,44
107271 Switch	30,31,33	113228 Strip, Insulator	14
107357 Cable A.C.	32,35	114206 Spring	10,14
107358 Cable D.C.	35	114678 Copyholder Assembly	10,14,23,26
107362 Screw (6-32 x 2-1/2 Rd.)	14	114764 Fastener	5,18
107363 Screw (6-32 x 5/16 Oval)	31,32,35	114765 Grommet	1,42
107364 Screw (6-32 x 3/8 Fil.)	30,31,32,33,35	114766 Stud	1,42
107365 Screw (6-32 x 3/8 Oval)	30,31,32,33,35	115508 Reducing Washer	14,38
107366 Screw (6-32 x 1 Oval)	30,31,32,33,35	115540 Cover Assembly	23,26
107367 Screw (10-24 x 2-1/2 Rd.)	30,33	115593 Screw (10-32 x 1/2 Rd.)	39,40
107398 Terminal, Hook	32,34,35	115708 Cover, Perforator	26
107538 Cable D.C.	32	115716 Door Assembly	42
108010 Screw (6-40 x 1/8 Fil.)	14,20	115717 Panel Assembly	43
		115718 Rear Panel Assembly	44
		115719 Plate, Cover	40
		115720 Paper Supply Cover	44
		115725 Tape Winder Mounting Parts	16
		115730 Paper Supply Box	41

DESCRIPTION	PAGE NO.	DESCRIPTION	PAGE NO.
115731 Paper Supply Box Assembly	43	118890 Block, Terminal	18
115755 Set of Parts for Mounting the Paper Supply Box	41	118906 Clip	34,37
115758 Cover, Perforator	26	118926 Container	34
115759 Shelf	40	118927 Barrier	34
115780 Set of Silencing Pads	28	118928 Cover	34
115817 Set of Parts to Provide a Shelf on the Left Side of the XRT200 Table	41	119634 Button - Plug	42
115818 Set of Parts to Provide a Tape Bin on the Left Side of the XRT200 Table	41	119635 Button - Plug	18,42
115932 Plate, Distributor Mounting	2,3,4,6, 10,14,18,19,21,25,26,27,29	119636 Button - Plug	3,42
115933 Plate, Distributor Mounting	29	119637 Button - Plug	2,3,8,14,18,42
115935 Guard-Left	29	119638 Button - Plug	42
115936 Guard-Right	29	119639 Button - Plug	23,42
115937 Guard	29	119640 Button - Plug	42
116082 Screw, Shoulder (1/4-32 Special)	41	119641 Button - Plug	42
116107 Bin, Tape	41	119743 Grommet	32,35
116496 Washer- Rubber	5,14,18,20,22	119744 Insulator	32
117081 Mount, Vibration	2,28	119745 Clamp, Cable	32
117082 Mount, Vibration	4,18,21,28	119746 Plate, Insulator	32,35
117189 Duct, Wire	18	119747 Strip	32
117302 Mounting, Jack	5,8,10,11,17,18,20, 22,30,33,34,35,37	119748 Frame	5,20,22
117303 Plate, Cover	5,8,11,17,18,20,22,34,37	119749 Bracket	39
117776 Cable	34	119750 Chad, Chute	41
117777 Block, Mounting	39	119751 Cover, Switch Box	18
117778 Plate, Designation	39	119752 Bracket	41
117779 Key	39	119753 Bracket	41
117794 Lamp and Key Assembly	7,39	119754 Bracket, Receptacle	20
117796 Cable - Line	7	119756 Clamp, Cable	35
117852 Electrical Service Assembly	34	119757 Plate, Instruction	35
117908 Support - Long	1,7	119758 Plate, Insulator	35
117909 Support - Short	1,7	119760 Clamp, Cable	35
117913 Duct, Wire	5,20,22	119762 Screw (6-32 x 5/8 Oval)	32
117914 Duct, Wire	5,20,22	119763 Screw (10-24 x 1 Fil.)	32
117915 Duct, Wire	5,20,22	119768 Screw (8-32 x 2-1/2 Oval)	32
117916 Plate, Cover	5,20,22	119979 Strike, Fastener	1
117917 Plate, Cover	5,20,22	120062 Switch Bracket	39
117918 Plate, Cover	5,20,22	120074 Table Top	40
117919 Plate, Cover	4,15,18,19,21	120486 Cover Assembly	10,14,26
117920 Plate, Cover	5,20,22	120508 Mount, Vibration	11,16,25,28
117921 Cover, Terminal Box	18	120509 Mount, Vibration	11,16,28
117922 Cover	18	120810 Container	37
117923 Duct, Wire	18	120962 Cover Assembly	6
117924 Duct, Wire	18	120963 Pad-Felt	6
117925 Duct, Wire	5,20,22	120964 Pad-Felt	6
117926 Plate, Cover	18	120983 Container, Barrier,	37
118102 Hinge	44	120985 Cable	37
118103 Shelf	44	120986 Cable	37
118283 Plate, Adapter	7	120991 Strip	6
118457 Box, Control Key	16	120992 Pad-Felt	6
118458 Tape Magazine Assembly	16,25,41	120993 Pad-Felt	6
118459 Plate, Magazine Mounting	16,25	120994 Pad-Felt	6
118483 Guard	16	121005 Screw (Self Tapping #6)	1
118514 Pad - Felt	7	121248 Clamp, Cable	8
118834 Cabinet Assembly	16	121295 Plate	10,14
118859 Bar, Cross	41	122244 Retaining Strip	40
118861 Bar, Cross	43	122545 Plate, Identification	40,44
118862 Bar, Vertical	43	122945 Catch Plate	1
118863 Brace	43	122946 Bracket, Catch	1
		122949 Bracket	1
		122950 Rack, Equipment	1
		122951 Roller	1
		122952 Screw (5/16-32 Shoulder)	1
		122953 Handle	1
		122954 Rack Assembly	1
		123493 Rad-Top	28
		123494 Pad-Right Side	28
		123495 Pad-Left Side	28

DESCRIPTION	PAGE NO.	DESCRIPTION	PAGE NO.
123497 Strike	1	136450 Pad-Felt	17
123498 Catch	1	138982 Records Holder, Station	2
123724 Block, Terminal	39	139116** Plate, Distributor Mounting	15,29
123970 Plate, Adapter	17	151661 Screw (6-40 x 1 Fil.)	
123971 Plate, Cover	17	153103 Screw (4-40 Self Taping)	2
123972 Plate	17		
124178 Plate	7		
124186 Reducing Washer	38		
124656 Panel	1		
124657 Door	1		
124814 Box, Switch	8		
124844 Shelf	41		
125005 Screw (2-56 x 3/16 Rd.)	40,44		
125011 Washer	16		
125015 Washer	7,16,27,44		
125108 Screw (6-32 x 3/8 Fil.)	10		
125127 Screw (6-32 x 7/16 Fil.)	39		
125143 Screw (6-32 x 3/8 Flat)	17		
125164 Screw (6-32 x 1 Fil.)	4,15,19,21		
125165 Screw (6-32 x 3/16 Flat)	34,37		
125170 Screw (8-32 x 7/16 Rd.)	24		
125179 Screw (6-32 x 3/16 Rd.)	5,10,14,20,22		
125191 Screw (10-32 x 3/8 Rd. Hd.)	18		
125200 Screw (10-32 x 1/2 Rd.)	23,27,30,31,33		
125212 Screw (6-40 Shoulder)	16		
125224 Nut (1/4-32 Hex.)	41		
125229 Nut (6-32 Hex.)	44		
125231 Nut (10-32 Hex.)	2,3,5,6,8,10,14,15,16,18,19,20,21,23,25,26,27,30,37,42,43,44		
125235 Nut (4-36 Hex.)	4,15,18,19,21,26		
125716 Box, Switch	7,8,11,17,25		
125719 Nipple	14,30,31,32,33,35,38		
125720 Locknut	14,30,31,32,33,35,38		
125723 Fuse-3AMP	10,14		
125724 Fuse-10AMP	10,14		
125788 Spacer	5,20		
125802 Washer	44		
126253 Receptacle	5,10,14,20,22,23,27,31,37		
126254 Bracket Assembly	23		
126255 Bumper - Rubber	23		
126287 Electrical Service Assembly	34		
128356 Bracket	9,12,13,15		
128367 Bracket	23		
128374 Set of Silencing Pads	28		
128375 Rubber Pad - Right	28		
128376 Rubber Pad - Left	28		
128377 Rubber Pad - Top	28		
128654 Grip, Tape	24		
128655 Spring	24		
129330 Electrical Service Assembly	13,35		
129594 Plate	24		
129601 Bin, Tape	24		
129602 Electrical Service Assembly	24,36		
129605 Switch	36		
129607 Container	36		
129608 Pad	24		
129609 Frame, Pad	24		
129610 Cup	24		
129611 Plate	24		
129809 Electrical Service Assembly	6,37		
129811 Cover	37		
129813 Cover, Fuse	13,37		