

TECHNICAL MANUAL

ILLUSTRATED PARTS BREAKDOWN

RADIO TRANSMITTER

T-1108(V)/GRT-21(V) & T-1109(V)/GRT-22(V)

AND

RADIO FREQUENCY AMPLIFIER

AM-6154/GRT-21(V) & AM-6155/GRT-22(V)

(AN/GRT-21 AND AN/GRT-22)

FA8501-05-D-0002

DISCLOSURE NOTICE - This information is furnished upon the condition that it will not be released to another nation without the specific authority of the Department of the Air Force of the United States, that it will be used for military purposes only, that individual or corporate rights originating in the information, whether patented or not, will be respected, that the recipient will report promptly to the United States, any known or suspected compromise, and that the information will be provided substantially the same degree of security afforded it by the Department of Defense of the United States. Also, regardless of any other markings on the document, it will not be downgraded or declassified without written approval of the originating United States agency.

DISTRIBUTION STATEMENT B - Distribution authorized to U.S. Government Agencies only (Administrative and Operational Use) (52 'P qxgo dgt 19: 5). Other requests for this document shall be referred to 406 SCMS/GUHA, Robins AFB, GA 31098. Questions concerning technical content shall be referred to 580 CBSS/GBLC.

WARNING - This document contains technical data whose export is restricted by the Arms Export Control Act (Title 22, U.S.C., Sec 2751, et seq.) or the Export Administration Act of 1979, as amended, Title 50, U.S.C., App. 2401, et seq. Violations of these export laws are subject to severe criminal penalties. Disseminate in accordance with provisions of DoD Directive 5230.25.

HANDLING AND DESTRUCTION NOTICE - Comply with distribution statement and destroy by any method that will prevent disclosure of contents or reconstruction of the document.

Published Under Authority of the Secretary of the Air Force

30 NOVEMBER 1983
BASIC AND ALL CHANGES HAVE BEEN MERGED
TO MAKE THIS A COMPLETE PUBLICATION

CHANGE 13 - 1 JUNE 2006

LIST OF EFFECTIVE PAGES

INSERT LATEST CHANGED PAGES. DESTROY SUPERSEDED PAGES.

NOTE: The portion of the text affected by the changes is indicated by a vertical line in the margins of the page. Changes to illustrations are indicated by miniature pointing hands. Changes to wiring diagrams are indicated by miniature pointing hands or by shaded areas. A vertical line running the length of a figure in the outer margin of the page indicates that the figure is being added.

Dates of issue for original and changed pages are:

Original	0	30 November 1983	Change.....	9	26 May 1994
Change.....	1	5 January 1987	Change.....	10	3 August 1995
Change.....	2	4 August 1987	Change.....	11	31 July 2000
Change.....	3	26 April 1989	Change.....	12	28 February 2003
Change.....	4	22 March 1990	Change.....	13	1 June 2006
Change.....	5	7 August 1991			
Change.....	6	20 March 1992			
Change.....	7	23 November 1992			
Change.....	8	11 March 1994			

TOTAL NUMBER OF PAGES IN THIS PUBLICATION IS 194, CONSISTING OF THE FOLLOWING:

Page No.	*Change No.	Page No.	*Change No.	Page No.	*Change No.
Title	13	2-87	3	3-21	2
A.....	13	2-88	2	3-22	3
i	13	2-89	3	3-23	2
ii Blank.....	3	2-90 - 2-93	0	3-24 Blank	2
1-1 - 1-2	2	2-94 - 2-95	3	4-1 - 4-5	0
1-2A Added	2	2-96	2	4-6	7
1-2B Blank.....	2	2-97 - 2-99	0	4-7	0
1-3 - 1-5	0	2-100	6	4-8	8
1-6	2	2-101	3	4-9 - 4-12	0
1-7 - 1-8	0	2-102	2	4-13	6
1-9 - 1-16	12	2-103	3	4-14 - 4-15	0
2-1 - 2-4	12	2-104	2	4-16 Blank	0
2-5	11	2-105	0		
2-6	8	2-106	2		
2-6.1 Added	8	2-107	3		
2-6.2 Blank.....	8	2-108 - 2-109	2		
2-7 - 2-8	2	2-110 - 2-112	0		
2-9	7	2-113	2		
2-10	2	2-114	0		
2-11	4	2-115	2		
2-12	7	2-116 - 2-117	0		
2-13	0	2-118	8		
2-14 - 2-17	2	2-119 - 2-122	0		
2-18	3	2-122A Added.....	2		
2-19 - 2-52	0	2-122B Blank	2		
2-53 - 2-54	2	2-123 - 2-124	0		
2-55 - 2-56	0	2-125 - 2-126	3		
2-57	2	2-127 - 2-128 Added.....	13		
2-58	0	3-1 - 3-2	2		
2-59	10	3-3	8		
2-60	2	3-4	13		
2-61	6	3-5 - 3-8	3		
2-62 - 2-68	0	3-9	13		
2-69	3	3-10 - 3-11.....	2		
2-70	0	3-12	3		
2-71	3	3-13	2		
2-72 - 2-79	0	3-14	3		
2-80	2	3-15	9		
2-81 - 2-83	0	3-16	3		
2-84	2	3-17	13		
2-85	3	3-18 - 3-19	2		
2-86	0	3-20	4		

*Zero in this column indicates an original page.

TABLE OF CONTENTS

Section	Page	Section	Page
LIST OF ILLUSTRATIONS.....	i	1-28 Abbreviations.....	1-9
LIST OF TABLES.....	i	II GROUP ASSEMBLY PARTS LIST.....	2-3
I INTRODUCTION	1-1	III NUMERICAL INDEX	3-1
1-1 General	1-1	IV REFERENCE DESIGNATION INDEX	4-1
1-3 Manual Organization and Content	1-1		

LIST OF ILLUSTRATIONS

Figure	Title	Page	Figure	Title	Page
1.	Transmitting Set, Radio, AN/GRT-21(V) and AN/GRT-22(V)	2-1	19.	Amplifier, Radio Frequency, AM-6154/GRT-21 VHF and AM-6155/GRT-22, UHF	2-66
2.	Transmitter Radio, AN/GRT-21(V) VHF and AN/GRT-22(V) UHF	2-2	20.	Power Supply, Plate/Screen Grid	2-68
3.	Amplifier, Compressor, Audio	2-8	21.	Converter, AC to AC	2-74
4.	Circuit Card Assembly, Keyer, Control-Transfer.....	2-8	22.	Cavity Assembly, Tuned	2-78
5.	Circuit Card Assembly, Filter-Amplifier/Detector	2-10	23.	Power Supply, Control Grid/Thermal Control	2-88
6.	Circuit Card Assembly, Buffer, Modulator.....	2-10	24.	Buffer Amplifier/Multiplier, Electrical Instrument	2-92
7.	Circuit Card Assembly, Control, RF, Modulator	2-14	25.	Frame Assembly, Amplifier	2-94
8.	Circuit Card Assembly, Control	2-16	26.	Keyer, KY-668/GRT	2-102
9.	Circuit Card Assembly, Regulator.....	2-16	27.	Interface Cable Kit.....	2-102
10.	Heatsink, Regulator	2-19	28.	Synthesizer, Electrical Frequency, 0-1701/GR.....	2-104
11.	Power Supply	2-20	29.	Line Amplifier	2-113
12.	Amplifier, Driver/Power, RF, UHF	2-24	30.	Oscillator/Multiplier	2-114
13.	Amplifier, Driver/Power, RF, VHF	2-34	31.	Circuit Card Assembly, Keyer, AFCS Type A3 (Optional)	2-118
14.	Quadrupler, RF, UHF	2-42	32.	Circuit Card Assembly, In- board Monitor/Keyer (Optional).....	2-120
15.	Doubler RF, VHF	2-46	33.	Amplifier, Driver/Power, UHF/VHF, 10W (Optional)	2-122
16.	Oscillator, Crystal Controlled	2-50	34.	Solid State Vane Switch	2-126
17.	Oscillator, Crystal Controlled	2-54	35.	Intermediate Tube Subassembly.....	2-127
18.	Frame Assembly, Transmitter, UHF and VHF	2-58			

LIST OF TABLES

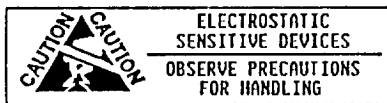
Number	Title	Page	Number	Title	Page
1.	GRR/GRT Radio Set Configuration Matrix	1-11	3.	Radio Frequency Amplifier Configuration Matrix	1-15
2.	Radio Transmitter Configuration Matrix	1-13			

SECTION I INTRODUCTION

1-1. GENERAL.

ELECTROSTATIC SENSITIVE DEVICES.

This equipment contains electrostatic sensitive devices (ESDS). Special handling methods and materials must be utilized to prevent equipment damage. Refer to TO 00-25-234, section VII, for handling of ESDS devices. Also refer to applicable maintenance section before assembly/disassembly or repair is performed. Illustrations that contain ESDS devices have the following symbol attached:



1-2. This Illustrated Parts Breakdown lists, illustrates, and describes assemblies, subassemblies and detail parts of Transmitting Set, Radio, AN/GRT-21 (V) and AN/GRT-22 (V).

1-3. MANUAL ORGANIZATION AND CONTENT.

1-4. The illustrated parts breakdown consists of the following sections: Introduction (Section I), Group Assembly Parts List (Section II), Numerical Index (Section III) and Reference Designation Index (Section IV).

1-5. SECTION I, INTRODUCTION. The Introduction contains information and instructions for the use of the Illustrated Parts Breakdown.

1-6. SECTION II, GROUP ASSEMBLY PARTS LIST. The group Assembly Parts List is divided into representative main assemblies. These main assemblies are as shown in figure 1.

1-7. Each main assembly is broken down into subassemblies, sub-subassemblies, and details thereof. Each item is arranged to indicate relationship to its next higher assembly (NHA), and is listed in order of disassembly except where the sequence of disassembly does not apply.

1-8. Formerly, the description of parts listed in the Group Assembly Parts List was indented to show relationship to the assemblies on which they are used. In this manual, however, the Group Assembly Parts List was compiled with an Electric Accounting Machine (EAM). Therefore, part descriptions appear in an even column, with a preceding

"indent" code letter to indicate relationship. Examples of the EAM system are:

EAM Method

- A Complete Item, Main Group or Main Assembly
- B Assembly
- B Attaching Parts for Assembly
- C Detail Parts of Assembly
- C Subassemblies
- C Attaching Parts for Sub-subassemblies
- D Sub-subassemblies
- E Detail Parts of Sub-subassemblies

1-9. All parts of the unit are listed except parts that have lost their identity by being permanently joined to another part (e.g., two parts welded together) and items made from bulk stock (e.g., hook-up wire).

1-10. GROUP ASSEMBLY PARTS LIST COLUMN DATA. The Group Assembly Parts List consists of six columns (see page 2-3).

1-11. The figure and index number column contains an identifying number for each part shown in each illustration. This identifying number consists of the applicable figure number separated from the index number by a hyphen. Components and assemblies that have been added are identified by the addition of a suffix letter in the index number.

1-12. Part Numbers in the part number columns are Government standard part numbers, International Telephone and Telegraph, Aerospace/Optical Division, Electro-Optical Operations part numbers or vendor part numbers. A vendor part number is designated by a manufacturer's five digit code number appearing in the description column immediately after the nomenclature. All other part numbers are either Government standard or International Telephone and Telegraph, Aerospace/Optical Division, Electro-Optical Operations part numbers.

Section I Introduction

T.O. 31R2-2GRT-104
NAVELEX 0967-LP-429-5020

1-13. The indent column contains code letters indicating item relationships to the assemblies on which they are used, as described in paragraph 1-7.

1-14. The description column contains the names of the items as listed in Cataloging Handbook H6-1, or names assigned by the manufacturer, plus the additional modifiers necessary to insure identity of the items. Parts identified by Government standards are described by listing the name of the item only.

1-15. When the item is not a Government standard part or is manufactured by someone other than the equipment manufacturer, the manufacturer of the item is identified by a 5-digit code number after the item name enclosed in diagonals. Following the item manufacturer's code number is the number the equipment manufacturer has assigned to the item (e.g., "RELAY, ARMATURE/15432/SPEC DWG 425162-1"). The 5-digit manufacturer's code numbers are obtained from Cataloging Handbook H4-1.

1-16. The units per assembly column indicates the number of units required per assembly, per subassembly, and per sub-subassembly as applicable. If more than one assembly is required, the total of such assemblies is shown. For detail or subassembly parts of this major assembly, the quantity required for ONE major assembly is shown. Where items are listed for reference purposes, the symbol "REF" is inserted in the units per assembly column.

1-17. The usable on code column contains coding symbols for assemblies and parts to indicate specific differences among the various equipments covered according to serial, type, or model. In addition, this column is used to differentiate between similar assemblies used on one equipment. This eliminates the necessity for more than one breakdown and illustration of the similar assemblies. In this manual, explanation of the usable on code numbers is given at the beginning of the individual parts list. Where the usable on code column is blank, the part listed is usable as a replacement on all articles covered by this manual.

1-18. Policies, general information, and procedures for changing source and maintenance coding are contained in T.O. 00-25-195. Generally, the source codes, and maintenance repair level codes herein (see Source Code and Repair Code columns) were assigned by Air Force personnel when this equipment was purchased. Assignment of codes was influenced by (a) maintenance policies of the Air Force base self-sufficiency program, (b) predicted maintenance actions, (c) base facilities and capabilities, (d) economic considerations. Definitions of these codes follow:

a. "P" Series-Parts Procured and under Inventory Stock Control:

1. Code "P" identifies parts which may be requisitioned and installed by any level of maintenance consistent with the activity's authorized scope of maintenance. Code "P" is applied to parts on which usage is anticipated or known. Restricted (emergency) service manufacture of code "P" items is considered practical but may be accomplished only after confirmation of non-availability from supply sources.

2. Code "PD" identifies parts which may be requisitioned and installed by AF activities authorized depot-level maintenance only. Code "PD" is applied to parts on which usage is anticipated or known. Restricted (emergency) service manufacture of code "PD" parts is considered practical but may be accomplished only after confirmation of non-availability from supply sources.

3. Code "P1" identifies parts which may be requisitioned and installed by any maintenance level consistent with the activity's authorized scope of maintenance. Code "P1" is applied to parts on which usage is anticipated or known, and which service manufacture is considered impractical.

4. Code "P1D" identifies parts which may be requisitioned and installed by AF activities authorized depot-level maintenance only. Code "P1D" is applied to parts on which usage is anticipated or known, and which service manufacture is considered impractical.

5. Code "P2" identifies insurance type parts which can be installed by any activity within their authorized scope of maintenance. This code is applied to parts which have limited usage and are difficult, impractical or uneconomical to manufacture. These items are not subject to periodic replacement or wear-out. Infrequent replacement may result from deterioration or other unexpected occurrences. High reliability, long service life and delayed procurement items are included under this code.

6. Code "P2D" identifies insurance-type parts which may be installed by AF activities which are authorized depot-level maintenance only. This code is applied to parts as described under code "P2" and to delayed procurement items.

b. "M" Series-Manufacture, Parts not Procured:

1. Code "M" identifies parts, the manufacture and installation of which are within the capabilities of field maintenance activities; and to which all of the following conditions apply:

(a) Procurement is not justified because of low usage or peculiar storage and installation factors. Needs are to be met by local manufacture only as required.

(b) Their manufacture does not require tools, equipment, or skills not normally authorized at field maintenance level.

(c) Does not require test equipment not normally authorized at field maintenance level.

(d) Does not require material not normally available in AF inventory.

2. Code "M1" identifies parts which can be manufactured at activities authorized depot-level maintenance facilities and to which all of the following conditions apply:

(a) Procurement is not justified because of low usage or peculiar storage and installation factors. The

need of base activities is to be met by requisitioning from the SM AMA or IM AMA.

(b) Their manufacture is beyond capabilities of field maintenance activities as outlined above.

(c) Their manufacture does not require tools or equipment not normally authorized at all AMAs.

c. "A" Series-Assemble, Assembly not Procured:

1. Code "A" identifies items capable of being assembled at any level of maintenance and is applied to assemblies of two or more parts, the majority of which are purchased and/or service manufactured.

2. Code "A1" identifies assemblies which can be assembled at AF activities authorized depot-level maintenance only and is applied to assemblies described under "A" code.

d. "X" Series—Parts Considered Impractical for Service Manufacture:

1. Code "X" is applied to main structural members or similar parts, which, if required, would suggest extensive repair. The need for a part or parts coded "X" (wing spars, center section structure, etc.) should normally result in a recommendation to retire the article from service.

2. Code "X1" identifies parts applicable at any level of maintenance consistent with the activity's authorized scope of maintenance and for which it is more feasible to obtain the next higher assembly; for example, an integral detail part such as a welded segment inseparable from its assembly; a part machined in a matched set; or a part of any assembly which, if required, would suggest extensive reconditioning of such assembly. In some cases, code "X1" may be used to indicate an integral detail part of an assembly which has no anticipated usage and as an assembly was source-coded "M" or "M1."

3. Code "X1D" identifies parts which are described under the "X1" code but which are applicable to AF activities authorized depot-level maintenance only.

4. Code "X2" identifies parts which are applicable to any level of maintenance consistent with the activity's authorized scope of maintenance, for which there is no anticipated usage, and which are impractical for service manufacture. This type of item will not be stocked. Such parts shall be obtained from reclamation or, if not available from this source, requisitioned through normal supply channels together with supporting justification for one-time procurement and immediate use. Repeated requests shall justify a change to a code "P1" or "P2", as applicable, if considered economical to procure and store such parts.

5. Code "X2D" identifies parts which are described under the "X2" code but which are applicable to AF activities authorized depot-level maintenance only. Repeated requests for such parts shall justify a change to a "P1D" or "P2D" code, as applicable, if considered economical and feasible to procure and stock such parts.

e. Code "U"—Parts not Procured, Manufactured, or Stocked. Code "U" is applied to installation drawings, diagrams, instruction sheets, field-service drawing numbers, and parts not otherwise of supply significance, including obsolete parts, which cannot be procured or service manufactured.

1-19. Codes for Parts Kits:

a. Code "F"—Minor or Field Parts Kit. Code "F" is applied to kits which are available to all maintenance

activities authorized to perform base level repair of the end item, including overhaul activities in support of field activities.

b. Code "D"—Major Overhaul Parts Kit. Code "D" is applied to kits which are available only to those activities authorized to perform depot level repair.

c. Identification of Components of Parts Kits:

1. Code "KF." Code "KF" is applied to items which are components of F-Kits.

2. Code "KD." Code "KD" is applied to items which are components of D-Kits.

3. Code "KB." Code "KB" is applied to items which are components of both an F-Kit and D-Kit.

4. Items which are source coded "KD", "KF", or "KB", and for which the application of such items are peculiar to repair kits, will not be stocked separately and will not be assigned a FSN or any additional source codes.

5. Items which are source coded "KD", "KF", or "KB", and for which the application of such items are common to repair kits and to other repair or overhaul applications, will be stocked separately in the appropriate commodity class if followed by the letter "P".

1-20. Maintenance Repair Level Codes. The following are the maintenance repair level codes and their definitions:

a. CODE "S"—NO REPAIR. Code "S" identifies items which are nonreparable and have no reclamation value. When these items fail they will be disposed of at user level as condemned material.

b. CODE "B"—NO REPAIR; RECONDITION. Code "B" identifies assemblies or parts that will be reconditioned at the user level by adjusting, cleaning, soldering broken connections, etc. If these items cannot be returned to serviceable condition by such means they will be disposed of at user level as condemned material. No repair parts or tools are specially procured for maintenance of these items.

c. CODE "F"—REPAIR AT FIELD LEVEL Code "F" identifies items which will be repaired by the field level maintenance activities. Normal servicing will be done by organizational level maintenance. Selected parts, tools, and technical order data are procured and provided to applicable field level maintenance activities for repair of these items. No SRA is established for these items. If the condition of these items is such that they cannot be returned to serviceable condition by the field level maintenance activity with authorized parts and tools, they will be disposed of as condemned material. If repair of "F" coded items cannot be accomplished due to non-availability of authorized parts, tools, or other capability, the applicable SM/IM will be so advised with request for disposition instructions. "F" coded critical items, regardless of condition, will be returned to supply

**Section I
Introduction**

**T.O. 31R2-2GRT-104
NAVELEX 0967-LP-429-5020**

for disposition instructions from the applicable SM/IM.

d. **CODE "D"—LIMITED FIELD REPAIR; DEPOT OVERHAUL.** Code "D" identifies items on which a limited degree of repair can be accomplished by field level maintenance activities. Normal servicing will be done at organizational level. SRA is established for overhaul of these items. A range of repair parts, tools, and technical order data consistent with the capability of repair are procured and provided to applicable field maintenance activities. Because of the design characteristics and complexity of repair, the degree of repair which is authorized on these items at the field maintenance level is necessarily determined by the degree of technical skills required and the cost of special tools, special test equipment, spare parts, and the predicted frequency of failure. If these items cannot be returned to serviceable condition with authorized parts and tools they will be returned to supply for shipment to the designated SRA.

e. **CODE "DM"—LIMITED FIELD REPAIR; MOBILE DEPOT OVERHAUL.** Code "DM" identifies items to which all the conditions of code "D" apply except that repair beyond field capability will be done by the mobile depot activity (MDA). If the MDA cannot repair these items, disposition instructions will be requested from the IM.

f. **CODE "L"—DEPOT LEVEL MAINTENANCE ONLY.** Code "L" identifies items that will be repaired only at designated SRA. Necessary parts, repair equipment or overhaul capabilities are available at these activities. Required functional checkout and bench check equipment may be provided to applicable organizational and field level maintenance activities for accomplishing external adjustment or calibration and for verifying serviceability of these items. Items found unserviceable will be returned to supply for shipment to the SRA.

g. **CODE "LM"—DEPOT LEVEL MAINTENANCE ONLY; MOBILE DEPOT ACTIVITY.** Code "LM" identifies items to which all conditions of Code "L" apply except that repair will be accomplished by MDA. If MDA cannot repair these items, they will determine whether these items should be condemned or sent to the SRA.

1-21. **SECTION III, NUMERICAL INDEX.** The numerical index is a list of all parts contained in the Group Assembly Parts List, arranged in the order specified in specification MIL-M-8910.

1-22. **NUMERICAL INDEX COLUMN DATA.** Briefly, the part number arrangement is as follows. Using the first character of the part number (from the left hand side), the sequence is:

- a. Letters A through Z (excluding O).

- b. Numerals 0 through 9 (the letter O) is considered the numeral zero).

For the second and succeeding characters (from the left), the sequence is:

- a. Space (blank)
- b. Diagonal (slant) (/)
- c. Point (period) (.)
- d. Dash (-)
- e. Letters A through Z (excluding O)
- f. Numerals 0 through 9

1-23. Items which have part numbers stamped or otherwise shown on the physical article, but which are not required to be listed in the Group Assembly Parts List (e.g., welded parts) have their part numbers listed followed by a code showing the next higher assembly of which they are a part.

Example:

PART NUMBER	FIGURE AND INDEX NUMBER	QUANTITY PER ARTICLE
427145-5	(NHA)	907365-G3

1-24. When another part number, other than the original manufacturer's number, has been assigned to a part, both numbers are shown in their proper numerical sequence. The part that is not listed in the part number column of the Group Assembly Parts List has a note showing the original manufacturer's part number.

Example:

PART NUMBER	FIGURE AND INDEX NUMBER	QUANTITY PER ARTICLE
615302-8	(See A-105)	

1-25. **SECTION IV, REFERENCE DESIGNATION INDEX.** The reference designations listed in Section IV are cross-referenced to part and figure-index numbers to facilitate rapid identification of parts for which only the reference designation is known.

1-26. The Reference Designation Index includes all components of electronic equipment having reference designations. The Reference Designation Index is divided into three columns consisting of the following:

T.O. 31R2-2GRT-104
NAVELEX 0967-LP-429-5020

Section I
Introduction

- a. Reference Designation - listed in alphanumerical order.
- b. Figure and Index No. - used to locate the corresponding part in the Group Assembly Parts List.
- c. Part Number - assigned by the manufacturers of the part.

CODE VENDOR'S NAME AND ADDRESS

02768 Illinois Tool Works, Inc.
Fastex Division
195 Algonquin Road
Des Plaines, IL 60016

03038 Long-Lok Fasteners Corp.
13709 Normandie Avenue
Gardena, CA 90249

04222 AVX Ceramics
Division of AVX Corp.-
P.O. Box 867
19th Avenue South
Myrtle Beach, SC 29577

04713 Motorola Semiconductor Products Sales
Subsidiary of Motorola, Inc.
4828 East McDowell Road
Phoenix, AZ 85008

05236 Jonathan Mfg. Co.
1101 S. Acacia Avenue
Fullerton, CA 92631

05820 EG and G Wakefield Engineering
60 Audubon Road
Wakefield, MA 01880

06142 Automation Industries, Inc.
Aerospace Structures Division
Gardena, CA

06324 Glenair, Inc.
1211 Air Way
Glendale, CA 91201

06540 Mite Corp.
Amatom Electronic Hardware Division
446 Blake Street
New Haven, CT 06515

06980 Varian Associates
Eimac Division
301 Industrial Way
San Carlos, CA 94070

07047 The Ross Milton Co.
511 Second Street Pike
Southampton, PA 18966

08116 Bourns, Inc.
Magnetics Products
P.O. Box 1398
28151 Hwy. 74
Romoland, CA 92380

09023 Cornell-Dubelier Electronics Division
Federal Pacific Electric Co.
2652 Dalrymple Street
Sanford, NC 27330

12040 National Semiconductor Corp.
P.O. Box 443, Commerce Drive
Danbury, CT 06810

1-27. VENDOR'S CODES. The vendor's codes used in this manual are as follows:

CODE VENDOR'S NAME AND ADDRESS

00141 PIC Design Corp.
Division of Wells-Benrus Corp.
Benson Road
P.O. Box 1004
Middlebury, CT 06762

00656 Aerovox, Inc.
740 Belleville Avenue
New Bedford, MA 02741

01121 Allen-Bradley Co.
1201 South 2nd Street
Milwaukee, WI 53204

01295 Texas Instruments, Inc.
Semiconductor Group
P.O. Box 225012 M/S 49
13500 N. Central Expressway
Dallas, TX 75265

01766 International Crystal Mfg. Co., Inc.
10 N. Lee Avenue
Oklahoma City, OK 73102

02111 Spectrol Electronics Corp.
Subsidiary of Carrier Corp.
17070 East Gale Avenue
P.O. Box 1220
City of Industry, CA 91749

02114 Amperex Electronic Corp.
Ferroxcube Division
5083 Kings Highway
Saugerties, NY 12477

02697 Parker-Hannifin Corp.
Seal Group, O-Ring Division
2360 Palumbo Drive
Lexington, KY 40509

02728 Electro-Flex Heat, Inc.
Northwood Industrial Park
P.O. Box 88
Bloomfield, CT 06002

02735 RCA Corp.
Solid State Division
Route 202
Somerville, NJ 08876

Section I
Introduction

T.O. 31R2-2GRT-104
NAVELEX 0967-LP-429-5020

CODE	VENDOR'S NAME AND ADDRESS	CODE	VENDOR'S NAME AND ADDRESS
12457	Merrimac Industries, Inc. 41 Fairfield Place West Caldwell, NJ 07006	21052	High Energy Corporation Subsidiary of Inductotherm Corp. Lower Valley Road Parkesburg, PA 19365
12881	Metex Corp. 970 New Durham Road Edison, NJ 08817	21847	TRW Microwave, Inc. Subsidiary of TRW, Inc. 825 Stewart Drive Sunnyvale, CA 94086
12969	Unitrode Corporation 580 Pleasant Street Watertown, MA 02172	22229	Solitron Devices, Inc. Semiconductor Group San Diego Operations 8808 Balboa Avenue San Diego, CA 92123
13035	1842 Electronics Engineering Group Scott AFB, IL 62225	25088	Siemens Corporation 186 Wood Avenue South Iselin, NJ 08830
13103	Thermalloy Co., Inc. 2021 W. Valley View Lane P.O. Box 340839 Dallas, TX 75234	26512	Grumman Aerospace Corp. 609 S. Oyster Bay Rd. Bethpage, NY 11714
14908	Electronic Instrument and Speciality Corp. 42 Pleasant Street Stoneham, MA 02180	26742	Method Electronics, Inc. 7447 W. Wilson Avenue Chicago, IL 60656
15454	Ametek, Inc. Rodan Division 2905 Blue Star Street Anaheim, CA 92806	27014	National Semiconductor Corp. 2900 Semiconductor Drive Santa Clara, CA 95051
15801	Fenwall Electronics Div. of Kidde Walter & Co., Inc. 63 Fountain Street Framingham, MA 01701	27192	Eaton Corp. Power Control Operations 4265 N. 30th Street Milwaukee, WI 53216
15818	Teledyne Semiconductor Teledyne, Inc., Co. 1300 Terra Bella Avenue Mountain View, CA 94043	28480	Hewlett-Packard Co. Corporate Headquarters 3000 Hanover Street Palo Alto, CA 94304
16352	Codi Corporation 350 Hurst Street Linden, NJ 07036	28499	Chemelec Products, Inc. 22 Springdale Road P.O. Box 3310 Cherry Hill, NJ 08034
16733	Cablewave Systems, Inc. 60 Dodge Avenue North Haven, CT 06473	28932	Teledyne Philbrick A Teledyne Inc., Co. Allied Drive at Route 128 Dedham, MA 02026
17856	Siliconix, Inc. 2201 Laurelwood Road Santa Clara, CA 95054	29990	American Technical Ceramics Division of Phase Industries 1 Norden Lane Huntington Station, NY 11746
18796	Erie Technological Products Division of Murata Erie North America, Inc. 1900 W. College Avenue State College, PA 16801	30043	Solid State Devices, Inc. Subsidiary of California Linear Circuits, Inc. 14830 Valley View Avenue LaMirada, CA 90638
19070	Eastern Air Devices Motor Division Subsidiary of Electro Audio Dynamics, Inc. 1 Progress Drive Dover, NH 03820	31461	Electro Adapter, Inc. 20640 Nordhoff Street P.O. Box 2560 Chatsworth, CA 91311
19647	Caddock Electronics, Inc. 1717 Chicago Avenue Riverside, CA 92507		

T.O. 31R2-2GRT-104
NAVELEX 0967-LP-429-5020

Section I
Introduction

CODE	VENDOR'S NAME AND ADDRESS	CODE	VENDOR'S NAME AND ADDRESS
31550	ITT Aerospace/Optical Division 3700 East Pontiac Street P.O. Box 3700 Fort Wayne, IN 46801	55153	Dielectric Laboratories, Inc. 69 Albany Street Cazenovia, NY 13035
31951	Triridge Corporation P.O. Box 12420 Greater Pittsburg Airport Pittsburg, PA 15231	56289	Sprague Electric Co. 87 Marshall Street North Adams, MA 01247
32293	Intersil, Inc. Subsidiary of General Electric Co. 10900 N. Tantau Avenue Cupertino, CA 95014	58135	Acrian, Inc. 10131 Bubb Road Cupertino, CA 95014
33095	Spectrum Control, Inc. 8061 Avonia Road Fairview, PA 16415	65092	Weston Instruments Division Sangamo Weston, Inc. 614 Frelinghuysen Avenue Newark, NJ 07114
34333	Silicon General, Inc. 11651 Monarch Street Garden Grove, CA 92641	71279	Midland-Ross Corp. Cambion Division One Alewife Place Cambridge, MA 02140
38443	TRW, Inc. TRW Bearings Division 402 Chandler Street Jamestown, NY 14701	71313	Cardwell Condenser Corp. P.O. Box 517 80 E. Montauk Highway Lindenhurst, LI, NY 11757
42498	National Radio 89 Washington Street Melrose, MA 02176	71450	CTS Corporation 905 N. West Blvd. Elkhart, IN 46514
43543	Nytronics, Inc. Transformer Co. Division 61 Gates Avenue Geneva, NY 14456	71468	ITT Cannon Electric Division of International Telephone & Telegraph Corp. P.O. Box 8040 10550 Tabert Avenue Fountain Valley, CA 92708
46384	Penn Engineering & Mfg. Corp. Old Easton Road P.O. Box 1000 Danboro, PA 18916	71744	General Instrument Corp. Lamp Division/Worldwide 4433 N. Ravenswood Avenue Chicago, IL 60640
49956	Raytheon Co. Executive Offices 141 Spring Street Lexington, MA 02173	71785	TRW, Inc. TRW Cinch Connectors Division 1501 Morse Avenue Elk Grove Village, IL 60007
50508	Magnetic Components, Inc. 9520 Ainslie Street Skiller Park, IL 60176	72619	Dialight Division Amperex Electronic Corp. 203 Harrison Place Brooklyn, NY 11237
51642	Centre Engineering, Inc. 2820 E. College Avenue State College, PA 16801	72653	G.C. Electronics Co. a Division of Hydrometals, Inc. 400 S. Wyman Street Rockford, IL 61101
52333	API Electronics, Inc. Rabro Drive Hauppauge, LI, NY 11788	72656	Indiana General Electronic Products A Division of Electronic Memories and Magnetics Corp. Crows Mill Road Keasby, NJ 08832
54590	RCA Corp. Distribution and Special Products Bldg. 206-2 Cherry Hill Offices Cherry Hill, NJ 08358		

Section I
Introduction

T.O. 31R2-2GRT-104
NAVELEX 0967-LP-429-5020

CODE	VENDOR'S NAME AND ADDRESS	CODE	VENDOR'S NAME AND ADDRESS
72825	Eby Co. Subsidiary of REDM Industries, Inc. 2751 Southampton Road Philadelphia, PA 19154	81312	Winchester Electronics Division Litton Systems, Inc. Main Street & Hillside Avenue Oakville, CT 06779
72962	Amerace Corp. ESNA Division 2330 Vauxhall Road Union, NJ 07083	82389	Switchcraft, Inc. Subsidiary of Raytheon Co. 5555 N. Elston Avenue Chicago, IL 60630
72982	Erie Technological Products Division of Murata Erie North America, Inc. 645 W. 11th Street Erie, PA 16512	82413	Precision Tube Co., Inc. Wissahickon Ave. & Church Road North Wales, PA 19454
73138	Beckman Instruments, Inc. Hellipot Division Subsidiary of Smith Kline, Beckman Corp. 2500 Harbor Blvd. Fullerton, CA 92634	82877	Rotron, Inc. Custom Division 7 Hasbrouck Lane Woodstock, NY 12498
73445	Amperex Electronic Corp. 230 Duffy Avenue Hicksville, NY 11802	83330	Herman H. Smith, Inc. A North American Philips Co. 1913 Atlantic Avenue Manasquan, NJ 08736
73899	JFD Electronic Components A Division of Murata Erie North America, Inc. 112 Mott Street Oceanside, NY 11572	83701	Electronic Devices, Inc. 21 Gray Oaks Avenue Yonkers, NY 10710
74545	Hubbell Harvey, Inc. 584 Derby Milford Road Orange, CT 06477	86577	Precision Metal Products Co. P.O. Box 6026 Centennial Industrial Park Peabody, MA 01960
74970	E.F. Johnson Co. 299 10th Avenue SW Waseca, MN 56093	88245	Winchester Electronics Litton Systems USECO Division 13536 Saticoy Street Van Nuys, CA 91409
75382	Kulka Electric Corp. Subsidiary of North American Philips Corp. 520 South Fulton Avenue Mount Vernon, NY 10551	91836	Kings Electronics Co., Inc. 40 Marbledale Road Tuckahoe, NY 10707
75915	Tracor Littelfuse, Inc. 800 E. Northwest Hwy. Des Plaines, IL 60016	91929	Honeywell, Inc. Micro Switch Division 11 West Spring Street Freeport, IL 61032
76487	James Millen Mfg. Co., Inc. Malden, MA 02148	94375	Automatic Connector, Inc. 400 Moreland Road Commack, NY 11725
78189	Illinois Tool Works, Inc. Shakeproof Division St. Charles Road Elgin, IL 60120	95275	Vitramon, Inc. Box 544 Bridgeport, CT 06601
79953	Zierlick Mfg. Co. Radio Circle Mt. Kisco, NY 10549	95987	W.H. Brady Co. Weckesser Fastening Products Industrial Products Division 4444 W. Irving Park Road Chicago, IL 60641

CODE	VENDOR'S NAME AND ADDRESS
98291	Sealectro Corporation 225 Hoyt Mamaroneck, NY 10544
98410	ETC - Molex, Inc. Subsidiary of Molex, Inc. 5201 Richmond Road Bedford Heights, OH 44146
98978	International Electronic Research Corp. 135 W. Magnolia Blvd. P.O. Box 7704 Burbank, CA 91510
99120	Plastic Capacitors, Inc. 2623 N. Pulaski Road Chicago, IL 60639
99378	Atlee of Delaware, Inc. 1 Gill Street Woburn, MA 01801
99800	American Precision Industries, Inc. Delevan Division 270 Quaker Road East Aurora, NY 14052
99813	Jan Hardware Mfg. Co., Inc. 47-27 36th Street Long Island City, NY 11101

1-28. ABBREVIATIONS.

AC	Alternate Current
AF	Audio Frequency
AGC	Automatic Gain Control
AMP	Ampere
C	Centigrade
DC	Direct Current
DWG	Drawing
FET	Field Effect Transistor
FIG	Figure
FXD	Fixed
GMV	Guaranteed Minimum Value
Hz	Hertz
IF	Intermediate Frequency
K	Thousand
kHz	Kilohertz
MAX	Maximum
MHz	Megahertz
NH	Nanohenries
NHA	Next Higher Assembly
NPN	Negative Positive Negative
PCT	Percent
PF	Picofarad
PNP	Positive Negative Positive
PORM	Plus or Minus
RF	Radio Frequency
RFI	Radio Frequency Interference
RMS	Root Mean Square
SPDT	Single Pole Double Throw
SPEC	Specification
UF	Microfarad
UHF	Ultra-High Frequency
USEC	Microsecond
V	Volt
VAC	Volts Alternating Current
VDC	Volts Direct Current
VHF	Very High Frequency
VRMS	Volts Root Mean Square
W	Watt
WVDC	Working Volts Direct Current

NOTE

The term RADIO SET refers to a combination of both the Transmitter and the applicable Radio Frequency Amplifier. The actual Radio Set nomenclature, part number and NSN are for reference only and cannot be requisitioned. Not all locations require both Amplifier and Transmitter to accomplish their mission. The Radio Frequency Amplifier is needed only when more than 10 watts is necessary. Should a "set" be required at any location that location will have to request both the Radio Frequency Amplifier and Transmitter separately. When a "SET" is used the Transmitter and Amplifier will need to be listed separately on their Table Of Allowance (TA).

Where no Usable On Code appears the assemblies or parts are applicable to all units. Refer to the Rivet Switch Radio Configuration Matrix for individual module applicability.

1-29. USABLE ON CODE. The following codes have been assigned in this manual.

**USABLE
ON CODE**

- A - 8004200G1 Transmitting Set, Radio, AN/GRT-22(V)1
- B - 8004200G2 Transmitting Set, Radio, AN/GRT-21(V)1
- C - 8004200G3 Transmitting Set, Radio, AN/GRT-22(V)2
- D - 8004200G4 Transmitting Set, Radio, AN/GRT-22(V)3
- E - 8004200G5 Transmitting Set, Radio, AN/GRT-21(V)2
- F - 8004200G6 Transmitting Set, Radio, AN/GRT-21(V)3
- G - 8004200G7 Transmitting Set, Radio, AN/GRT-22(V)4
- H - 8004200G8 Transmitting Set, Radio, AN/GRT-21(V)4
- I - 8004200G9 Transmitting Set, Radio, AN/GRT-22(V)5
- J - 8004200G10 Transmitting Set, Radio, AN/GRT-21(V)
- K - 8004201G()Transmitter, Radio, T-1108(V)/GRT-21(V)
- L - 8004201G()Transmitter, Radio T-1109(V)/GRT-22(V)
- M - 8004202G2 Amplifier, Radio Freq. AM-6154/GRT-21(V)
- N - 8004202G1 Amplifier, Radio Freq. AM-6155/GRT-22(V)

Table 1. GRR/GRT Radio Set Configuration Matrix (Sheet 1 of 2)

SUBASSEMBLY	PART NUMBER	VHF				
		Transmitting Set, Radio AN/GRT-21 (V) 1	Transmitting Set, Radio AN/GRT-21 (V) 2	Transmitting Set, Radio AN/GRT-21 (V) 3	Transmitting Set, Radio AN/GRT-21 (V) 4	Transmitting Set, Radio AN/GRT-21 (V) 5
Transmitter, Radio, T-1108(V) 1/GRT-21 (V)	8004201G2	X				
Transmitter, Radio, T-1108(V) 2/GRT-21 (V)	8004201G5		X			
Transmitter, Radio, T-1108(V) 3/GRT-21 (V)	8004201G6			X		
Transmitter, Radio T-1108(V) 4/GRT-21 (V)	8004201G8				X	
Transmitter, Radio T-1108(V) 5/GRT-21 (V)	8004201G10					X
Amplifier, Radio Frequency AM-6154/GRT-21(V)	8004202G2	X	X	X	X	



Note
 The term RADIO SET refers to a combination of both the Transmitter and the applicable Radio Frequency Amplifier. The actual Radio Set nomenclature, Part Number and NSN are for reference only and cannot be requisitioned.

F9204342

Table 1. GRR/GRT Radio Set Configuration Matrix (Sheet 2 of 2)



Note

The term RADIO SET refers to a combination of both the Transmitter and the applicable Radio Frequency Amplifier. The actual Radio Set nomenclature, part number and NSN are for reference only and cannot be requisitioned.

SUBASSEMBLY	PART NUMBER	UHF Transmitting Set, Radio AN/GRT-22				
		(V) 1	(V) 2	(V) 3	(V) 4	(V) 5
Transmitter Radio, T-1109 (V) 1/GRT-22 (V)	8004201G1	X				
Transmitter Radio, T-1109 (V) 2/GRT-22 (V)	8004201G3		X			
Transmitter Radio, T-1109 (V) 3/GRT-22 (V)	8004201G4			X		
Transmitter Radio, T-1109 (V) 4/GRT-22 (V)	8004201G7				X	
Transmitter Radio, T-1109 (V) 5/GRT-22 (V)	8004201G9					X
Aplifier, Radio Frequency AM-6155/GRT-22 (V)	8004202G1	X	X	X	X	X

Table 2. Radio Transmitter Configuration Matrix (Sheet 1 of 2)

	VHF Transmitter				
	Transmitter, Radio, T-1108 (V) GRT-21 (V)				
	8004201G2 5820-00-123-3935 1	8004201G3 5820-01-022-6398 2	8004201G6 5820-01-022-6398 2	8004201G8 5820-01-022-6398 2	8004201G10 5820-01-032-6351 5
Audio Compressor	X	X	X	X	X
Line Amplifier			X		
Amplifier Detector	X	X	X	X	X
Regulator	X	X	X	X	X
Control Transfer	X	X	X	X	X
Control	X	X	X	X	X
Buffer Modulator	X	X	X	X	X
RF Control*	X	X	X	X	X
RF Doubler	X	X	X	X	X
Crystal Oscillator	X				
Crystal Oscillator		X			
Oscillator Multiplier			X		
Synthesizer		X			
Power Supply	X	X	X	X	X
Heatsink Regulator	X	X	X	X	X
Power Amplifier	X	X	X	X	X
Inboard Monitor/Keyer	1	1	1	1	1
Amplifier, Driver/Pwr	1	1	2	1	1

*Any circuit card marked P/N 8004222G2 is improperly identified and should be marked as P/N 8004222G1.

1 Optional for use in these configurations.

2 Used in S/N's 34501 and up.

Table 2. Radio Transmitter Configuration Matrix (Sheet 2 of 2)

	UHF Transmitter				
	Transmitter, Radio, T-1109 (V) / GRT-22 (V)	5820-01-032-6349 (N)	5820-01-038-9209 (N)	5820-01-022-3005 (N)	5820-01-022-3004 (N)
Audio Compressor	X	X	X	X	X
Line Amplifier			X		
Amplifier Detector	X	X	X	X	X
Regulator	X	X	X	X	X
Control Transfer	X	X	X	X	X
Control	X	X	X	X	X
Buffer Modulator	X	X	X	X	X
RF Control*	X	X	X	X	X
RF Quadrupler	X	X	X	X	X
Crystal Oscillator	X				
Crystal Oscillator	X				
Oscillator Multiplier		X	X		
Synthesizer		X			
Power Supply	X	X	X	X	X
Heatsink Regulator	X	X	X	X	X
Driver Amplifier	X	X	X	X	X
Inboard Monitor/Keyer	1	1	X	1	1
Amplifier, Driver/Pwr	1	1	2	1	1

*Any circuit marked P/N 8004222G2 is improperly identified and should be marked as P/N 8004222G1.

1 Optional for use in these configurations.

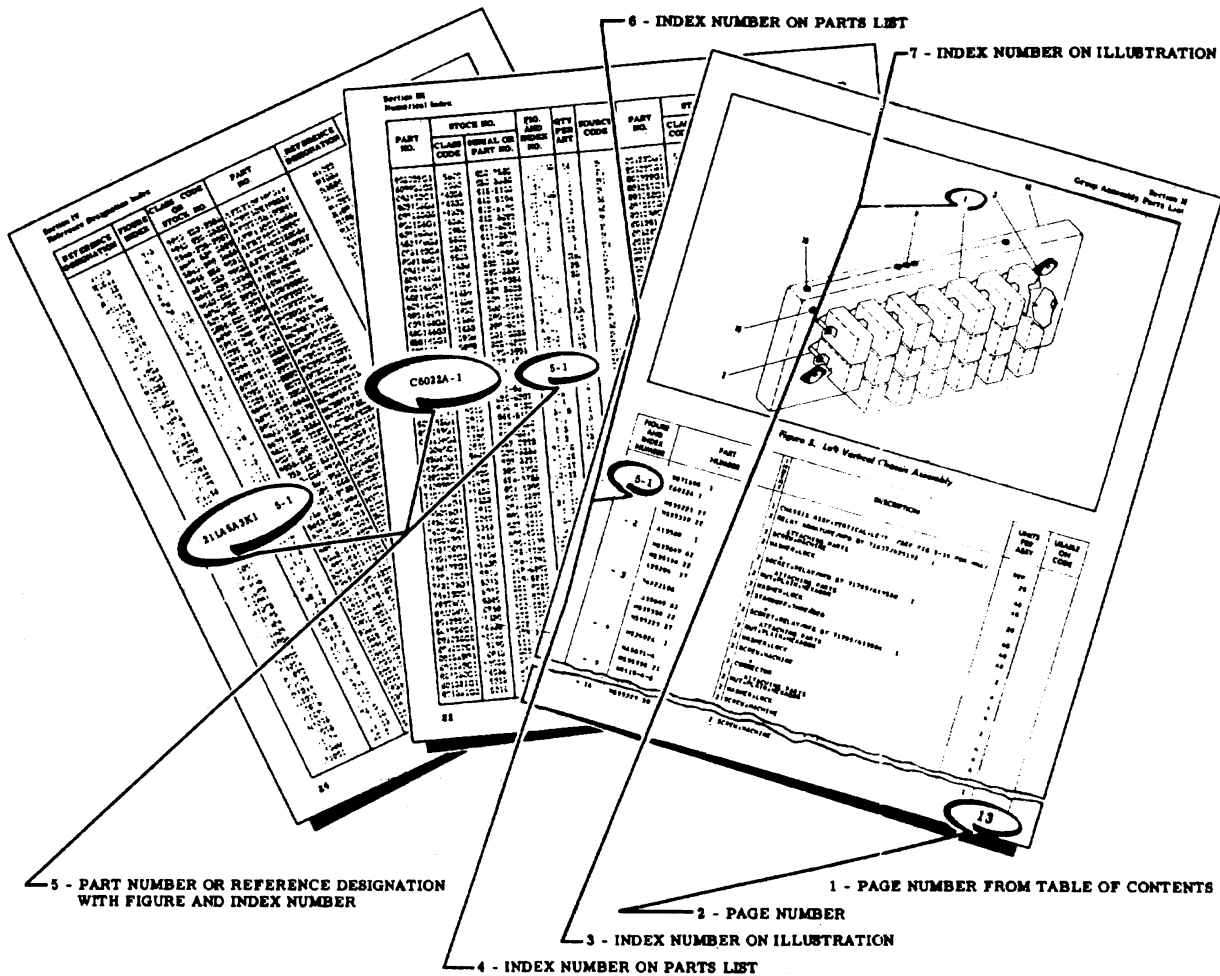
2 Used in S/N's 34501 and up.

Table 3. Radio Frequency Amplifier Configuration Matrix

MODULE	PART NUMBER	VHF 8004202G2 5820-00-123-3965			UHF 8004202G1 5820-00-123-3954		
		AM-6154/GRT-21 (V)	AM-6155/GRT-22 (V)	UHF	AM-6154/GRT-21 (V)	AM-6155/GRT-22 (V)	UHF
Power Supply	8004233G1	X				X	
AC/AC Converter	8004930G1	X				X	
Power Supply	8004236G1	X				X	
Buffer Amplifier	8004227G1	X				X	
Tunable Cavity	8004230G2	X					
Tunable Cavity	8004230G1					X	

F9204346

HOW TO USE THIS ILLUSTRATED PARTS BREAKDOWN



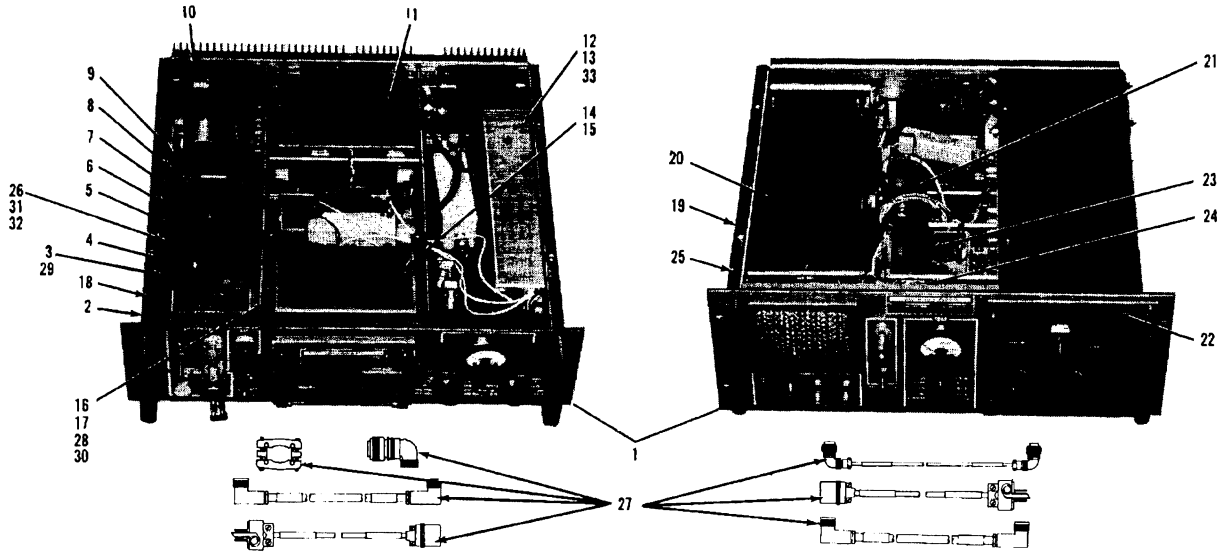
HOW TO FIND THE PART NUMBER IF THE LOCATION OF THE EQUIPMENT IN WHICH THE PART IS USED IS KNOWN:

- (1) Turn to the Table of Contents and find the page number for the equipment in which the part is used.
- (2) Turn to the page determined in step (1).
- (3) Locate the part and its index number on the illustration.
- (4) Find the corresponding index number on the Group Assembly Parts List to obtain description.

HOW TO FIND THE ILLUSTRATION FOR A PART IF THE PART NUMBER OR REFERENCE DESIGNATION IS KNOWN:

- (5) Refer to Section III, the Numerical Index or Section IV, the Reference Designation Index, find the part number or reference designation and determine the figure and index number of that part number.
- (6) Turn to Section II, the Group Assembly Parts List, and find the first index number indicated in either the Numerical Index or Reference Designation Index for that part. If this illustration shows the part in a location other than the one desired, refer to the other figure numbers listed in the Numerical Index or Reference Designation Index, and repeat the above procedure.
- (7) On the face of the illustration, find the index number determined in step (6).

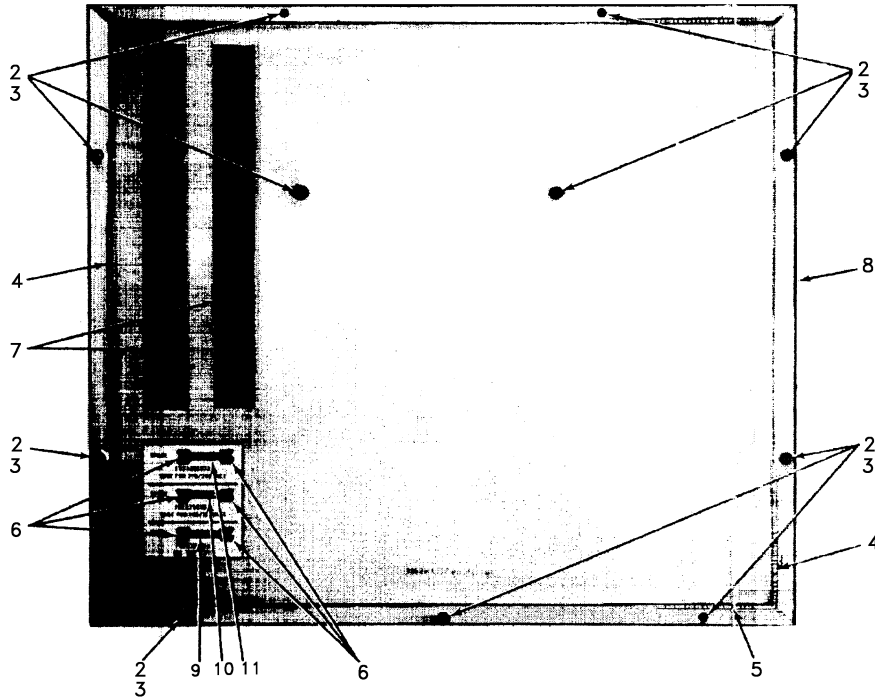
F9204347



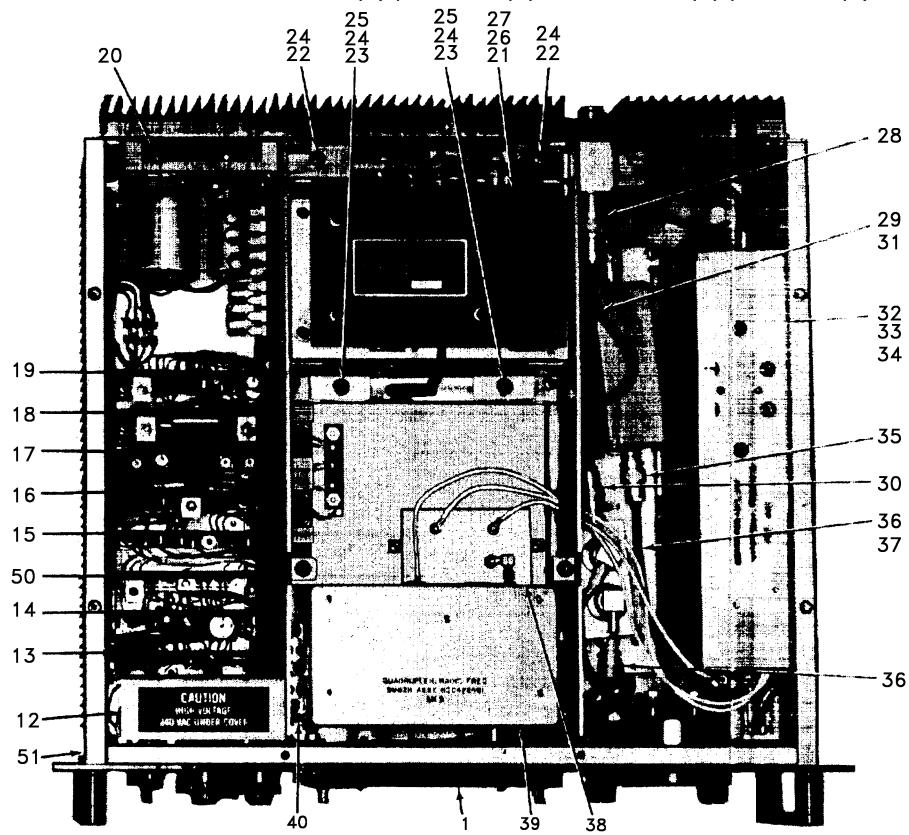
INDEX NO.	DESCRIPTION	FIGURE NO.
1	Transmitting Set, Radio, AN/GRT-21(V) VHF and AN/GRT-22(V).....	2
2	Transmitter Radio, AN/GRT-21(V) VHF and AN/GRT-22(V) UHF.....	2
3	Amplifier, Compressor, Audio.....	3
4	Circuit Card Assembly, Keyer, Control-Transfer.....	4
5	Circuit Card Assembly, Filter-Amplifier/Detector.....	5
6	Circuit Card Assembly, Buffer, Modulator.....	6
7	Circuit Card Assembly, Control, RF, Modulator.....	7
8	Circuit Card Assembly, Control.....	8
9	Circuit Card Assembly, Regulator.....	9
10	Heatsink, Regulator.....	10
11	Power Supply.....	11
12	Amplifier, Driver/Power, RF, UHF.....	12
13	Amplifier, Driver/Power, RF, VHF.....	13
14	Quadruple, RF, UHF.....	14
15	Doubler RF, VHF.....	15
16	Oscillator, Crystal Controlled.....	16
17	Oscillator, Crystal Controlled.....	17
18	Frame Assembly, Transmitter, UHF and VHF.....	18
19	Amplifier, Radio Frequency, AM-6154/GRT-21(V) and AM-6155/GRT-22(V).....	19
20	Power Supply, Plate/Screen Grid.....	20
21	Converter, AC to AC.....	21
22	Cavity Assembly, Tuned.....	22
23	Power Supply, Control Grid/Thermal Control.....	23
24	Buffer Amplifier/Multiplier, Electrical Instrument.....	24
25	Frame Assembly, Amplifier, Radio Frequency.....	25
26	Keyer, KY-668/GRT (Optional).....	26
27	Interface Cable Kit.....	27
28	Synthesizer, Electrical Frequency, 0-1701/GR.....	28
29	Circuit Card Assembly, Line Amplifier.....	29
30	Oscillator/Multiplier.....	30
31	Circuit Card Assembly, Keyer, AFCS Type A3 (Optional).....	31
32	Circuit Card Assembly, Inboard Monitor/Keyer (Optional).....	32
33	Amplifier, Driver/Power, UHF/VHF, 10W (Optional).....	33

F9204369

Figure 1. Transmitting Set, Radio, AN/GRT-21(V) and AN/GRT-22(V)



Transmitter, Radio, T-1108(V) /GRT-21(V) and T-1109(V) /GRT-22(V)




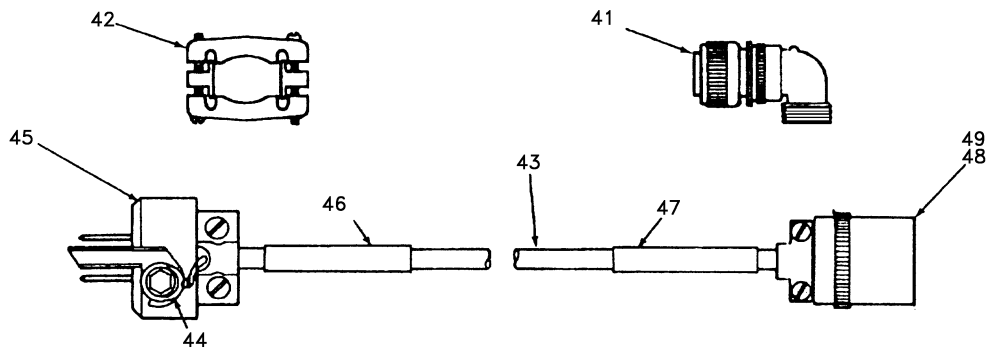
F9204373

Figure 2. Transmitter Radio, AN/GRT-21(V) VHF and AN/GRT-22(V) UHF (Sheet 1 of 2)

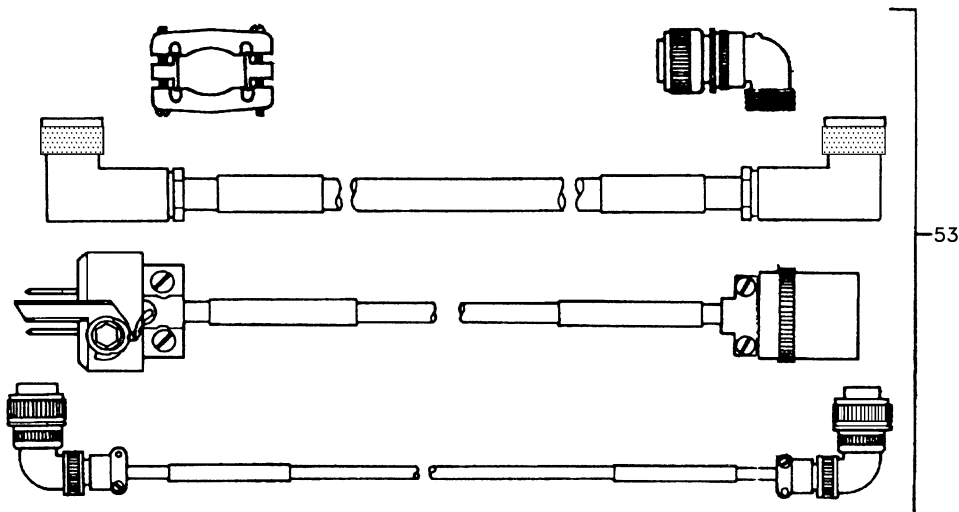
SECTION II

GROUP ASSEMBLY PARTS LIST

FIGURE AND INDEX NUMBER	PART NUMBER	I N D E N T	DESCRIPTION	UNITS PER ASSY	USABLE ON CODE	
2-	8004200G1	A	Tranmitter Radio, AN/GRT-22(V)1 UHF	REF	A	
	8004200G2	A	Tranmitter Radio, AN/GRT-21(V)1 UHF	REF	B	
	8004200G3	A	Tranmitter Radio, AN/GRT-22(V)2 UHF	REF	C	
	8004200G4	A	Tranmitter Radio, AN/GRT-22(V)3 UHF	REF	D	
	8004200G5	A	Tranmitter Radio, AN/GRT-21(V)2 VHF	REF	E	
	8004200G6	A	Tranmitter Radio, AN/GRT-21(V)3 VHF	REF	F	
	8004200G7	A	Tranmitter Radio, AN/GRT-22(V)4 UHF	REF	G	
	8004200G8	A	Tranmitter Radio, AN/GRT-21(V)4 VHF	REF	H	
	8004200G9	A	Tranmitter Radio, AN/GRT-22(V)5 UHF	REF	I	
	8004200G10	A	Tranmitter Radio, AN/GRT-21(V)5 VHF	REF	J	
	8004201G1	B	Tranmitter, Radio, T-1109(V)1/GRT-22(V) UHF	1	A	
	8004201G2	B	Tranmitter, Radio, T-1108(V)1/GRT-21(V) VHF	1	B	
	8004201G3	B	Tranmitter, Radio, T-1109(V)2/GRT-22(V) UHF	1	C	
	8004201G4	B	Tranmitter, Radio, T-1109(V)3/GRT-22(V) UHF	1	D	
	8004201G5	B	Tranmitter, Radio, T-1108(V)2/GRT-21(V) VHF	1	E	
	8004201G6	B	Tranmitter, Radio, T-1108(V)3/GRT-21(V) VHF	1	F	
	8004201G7	B	Tranmitter, Radio, T-1109(V)4/GRT-22(V) UHF	1	G	
	8004201G8	B	Tranmitter, Radio, T-1108(V)4/GRT-21(V) VHF	1	H	
	8004201G9	B	Tranmitter, Radio, T-1109(V)5/GRT-22(V) UHF	1	I	
	8004201G10	B	Tranmitter, Radio, T-1108(V)5/GRT-21(V) VHF	1	J	
- 1	8004586-1	C	PLATE, Identification, replaced by 8004586-8 in later configurations	1	A	
	8004586-2	C	PLATE, Identification, replaced by 8004586-9 in later configurations	1	B	
	8004586-8	C	PLATE, Identification	1	A	
	8004586-9	C	PLATE, Identification	1	B	
	8004586-10	C	PLATE, Identification	1	C	
	8004586-11	C	PLATE, Identification	1	D	
	8004586-12	C	PLATE, Identification	1	E	
	8004586-13	C	PLATE, Identification	1	F	
	8004586-14	C	PLATE, Identification	1	G	
	8004586-15	C	PLATE, Identification	1	H	
	8004586-16	C	PLATE, Identification	1	I	
	8004586-17	C	PLATE, Identification	1	J	
				ATTACHING PARTS		
		MS35206-202	C	SCREW	2	
		MS27183-2	C	WASHER	2	
		MS35338-39	C	WASHER	2	
				---*---		
- 2	8004610G1	C	COVER ASSEMBLY, Transmitter	1		
	LP51959-31	D	SCREW, Self-locking, flat head (03038) spec dwg 511338-11	11		
- 3	517689-1	D	WASHER, Non-metallic (used in early configurations)	11		
	5-102N674-70	D	PACKING, Preformed (02697) spec dwg 508874-15 (alternate part used in later configurations)	11		
- 4	8004295-4	D	SHIELD, Radio Frequency Interference	2		
- 5	8004295-3	D	SHIELD, Radio Frequency Interference	2		
	8004610G2	D	COVER SUBASSEMBLY	1		



Amplifier, Radio Frequency, AM-6154/GRT-21(V) and AM-6155/GRT-22(V)



F9204377

Figure 2. Transmitter Radio, AN/GRT-21(V) VHF and AN/GRT-22(V) UHF (Sheet 2 of 2)

FIG & INDEX NO.	PART NUMBER	INDENT	DESCRIPTION							UNITS PER ASSY	USABLE ON CODE
			1	2	3	4	5	6	7		
2-6	101001	E	FUSEHOLDER (75915) spec dwg 509417-1.....							6	
	MS16535-132	E	RIVET							6	
-7	8004610-9	E	RUBBER STRIP.....							2	
-8	80804610-1	E	COVER							1	
-9	F02A32V10A	C	FUSE (when exhausted us F02A125V10A)							1	
	F02A125V10A	C	FUSE (replaces F02A32V10A in later configurations)							1	
-10	F02A250V6A	C	FUSE							1	
-11	F02A250V3A	C	FUSE							1	
-12	8004740-1	C	COVER, Protective.....							1	
-13	8004213G1	G	AMPLIFIER, Compressor, audio (see figure 3 for breakdown) optional and interchangeable with 8007655G1							1	ABCDEF IJ
	8007655G1	C	CIRCUIT CARD ASSEMBLY, Line amplifier,..... optional and interchangeable with 8004213G1 added in later configurations (see figure 29 for breakdown)							1	GH
-14	8004217G1	C	CIRCUIT CARD ASSEMBLY, Keyer, control-..... transfer (see figure 4 for breakdown)							1	
-15	8004214G1	C	CIRCUIT CARD ASSEMBLY, Filter-Amplifier/ Detector (see figure 5 for breakdown)							1	
-16	8004221G2	C	CIRCUIT CARD ASSEMBLY, Buffer, modulator (see figure 6 for breakdown)							1	
-17	8004222G1	C	CIRCUIT CARD ASSEMBLY, Control, RF,..... modulator (see figure 7 for breakdown) note: any circuit card marked 8004222G2 is improperly identified and should be marked 8004222G1							1	
-18	8004219G1	C	CIRCUIT CARD ASSEMBLY, Control (see figure 8 for breakdown)							1	
-19	8004216G1	C	CIRCUIT CARD ASSEMBLY, Regulator (see figure 9 for breakdown)							1	
-20	8004531G1	C	HEATSINK, Regulator (see figure 10 for breakdown)							1	
			ATTACHING PARTS								
	8004857-1	C	SCREW, Captive							4	
	MS27183-7	C	WASHER.....							4	
-21	8004530G1	C	POWER SUPPLY (see figure 11 for breakdown).....							1	
			ATTACHING PARTS								
-22	MS35207-272	C	SCREW							2	
-23	MS35207-263	C	SCREW							2	
-24	MS27183-8	C	WASHER.....							4	
-25	MS35338-43	C	WASHER.....							2	
-26	8004857-1	C	SCREW, Captive							2	
-27	MS27183-7	C	WASHER.....							2	
			*								
	8004906G1	C	CABLE ASSEMBLY, Special purpose, electrical							1	
-28	UG536BU	D	CONNECTOR.....							1	
-29	RG55BU	D	CABLE, RF.....							AR	
-30	KA51-03	D	CONNECTOR, Plug, electrical (91836) spec dwg..... 502082-6 (use until exhausted, vendor changed part number)							1	
	KA59-191	D	CONNECTOR, Plug, electrical (91836) spec dwg..... 502082-6 (used in later configurations)							1	
-31	516665-4	D	MARKER, Tubing, heat shrinkable							1	
-32	8004890G1	C	AMPLIFIER, Driver/Power, RF, UHF (see figure 12 for breakdown)							1	ACDI
	8006081G1	C	AMPLIFIER, Drive/Power, RF, VHF (see figure 13 for breakdown)							1	BEFJ
	8136838G1	C	AMPLIFIER, Driver/Power, UHF/VHF, 10 w,..... Restricted usage contact Inventory Specialist at managing ALC. Added in later configurations in sn 3451 and up (see figure 33 for breakdown)							1	GH
			ATTACHING PARTS								
-33	8004846-2	C	SCREW, Captive							5	
-34	8004846-3	C	SCREW, Captive							2	

FIG & INDEX NO.	PART NUMBER	INDENT	DESCRIPTION							UNITS PER ASSY	USABLE ON CODE
			1	2	3	4	5	6	7		
	MS27183-8	C	WASHER.....							7	
			----- *								
- 36	8004907G1	C	CABLE ASSEMBLY, Special purpose, electrical.....							1	
	KA51-03	D	CONNECTOR, Plug, electrical (91836) spec dwg.....							2	
			502082-6 (use until exhausted, vendor changed part number)								
	KA59-191	D	CONNECTOR, Plug, electrical (91836) spec dwg.....							2	
			502082-6 (used in later configurations)								
- 36	RG55BU	D	CABLE, RF.....							AR	
- 37	516665-5	D	MARKER, Tubing, heat shrinkable.....							1	
- 38	505527-1	C	FILTER, RF, UHF, tunable, 225 to 400 MHz.....							1	ACDGI
	505527-2	C	FILTER, RF, VHF, tunable, 116 to 150 MHz.....							1	BEFHJ
	MS35206-245	C	SCREW.....							4	ACDGI
	MS35206-245	C	SCREW.....							3	BEFHJ
	MS27183-7	C	WASHER.....							4	ACDGI
	MS27183-7	C	WASHER.....							3	BEFHJ
	MS27183-7	C	WASHER.....							4	ACDGI
	MS35338-42	C	WASHER.....							3	BEFHJ
			----- *								
- 39	8004224G1	C	QUADRUPLER, RF, UHF (see figure 14 for.....							1	ACDGI
			breakdown)								
	8004225G1	C	DOUBLER, RF, VHF (see figure 15 for.....							1	BEFHJ
			breakdown)								
- 40	8004290G2	C	OSCILLATOR, Crystal Controlled (see figure 16.....							1	AB
			for breakdown)								
	8004290G3	C	OSCILLATOR, Crystal Controlled (see figure 17.....							1	CE
			for breakdown, for army use only)								
	8008619G1	C	SYNTHESIZER, Electrical Frequency, 0-1701/.....							1	DF
			GR (see figure 28 for breakdown) optional module for all crystal controlled oscillators, part numbers 8004290G2 and 8004290G3 as applicable								
	8009546G1	C	OSCILLATOR/MULTIPLIER, Optional module for.....							1	GHJ
			Crystal Controlled Oscillator, part numbers 8004290G2, 8004290G3 and Synthesizer 8008619G1 (see figure 30 for breakdown)								
	8006149G2	C	INTERFACE CABLE KIT, Used with transmitter,.....							1	
			radios, T-1109(V) /GRT-22(V) and T-1108(V) / GRT-21(V), 10 watt version only								
- 41	MS3108A24-285	D	CONNECTOR.....							1	
- 42	MS3057-16A	D	CLAMP.....							1	
- 43	8006147G2	D	CABLE ASSEMBLY, Special purpose, electrical.....							1	
- 43	8006147G2	D	CABLE ASSEMBLY, Special purpose, electrical.....							1	
- 44	88107-06T	E	TERMINAL, Lug, crimp type (98410) spec dwg.....							3	
			514273-2								
- 45	UP131M	E	CONNECTOR (perferred P/N WC596/13-3, fscm.....							1	
			81348)								
- 46	516665-22	E	MARKER, Tubing, heat shrinkable.....							1	
- 47	516665-23	E	MARKER, Tubing, heat shrinkable.....							1	
- 48	507309-1	E	INSULATOR, Connector.....							1	
- 49	7484	E	CONNECTOR, Receptacle, electrical, three wire,.....							1	
			twist-lock (74545) spec dwg 502079-1								
- 50	LDBWS00697AD000	C	CIRCUIT CARD ASSEMBLY, Keyer, AFCS type.....							1	
			A3 (13035) optional (see figure 31 for breakdown)								
	8009574G1	C	CIRCUIT CARD ASSEMBLY, Inboard Monitor/.....							1	GH
			Keyer (optional for configurations other than codes G and H)(see figure 32 for breakdown)								
	8009601GG1	C	MODIFICATION KIT, Instructions for adding the.....							1	
			Inboard Monitor/Keyer (A3) capability, optional in all radio transmitters, T-1108(V) GRT-21(V) VHF and T-1109(V) GRT-22(V) UHF equipments. This A3 assembly is already contained in approximately sn 28500 and up								
	4590-2205	D	WIRE, Electrical, green, 11 3/4 inches.....							AR	
	4590-2203	D	WIRE, Electrical, orange, 6 1/4 inches.....							AR	
	4590-2201	D	WIRE, Electrical, brown, 15 inches.....							AR	

FIG & INDEX NO.	PART NUMBER	INDENT	DESCRIPTION	UNITS PER ASSY	USABLE ON CODE
			1 2 3 4 5 6 7		
	4397-122	D	WIRE, Electrical, buss, 1 Inch	AR	

FIGURE AND INDEX NUMBER	PART NUMBER	IDENT	DESCRIPTION	UNITS PER ASSY	USABLE ON CODE	
2-	4590-220907	D	WIRE, Electrical, violet/white, 8 1/4 inches	AR		
	4590-2209	D	WIRE, Electrical, white, shielded, 14 3/4 inches	AR		
	4590-2210	D	WIRE, Electrical, black, 13 3/4 inches	AR		
	5427-4809	D	INSULATION SLEEVING, Electrical, 1 inch	AR		
	5427-4811	D	INSULATION SLEEVING, Electrical, 1 inch	AR		
	5427-4812	D	INSULATION SLEEVING, Electrical, 3/4 inch	AR		
	8009574G1	D	CIRCUIT CARD ASSEMBLY, Inboard Monitor/Keyer (see figure 32 for breakdown)	1		
	8009601	D	MODIFICATION INSTRUCTIONS	1		
	51	8004204G1	C	FRAME ASSEMBLY, Transmitter, T-1109(V)/GRT-22(V) (see figure 18 for breakdown)	1	ACDGI
		8004204G2	C	FRAME ASSEMBLY, Transmitter, T-1108(V)/GRT-21(V) (see figure 18 for breakdown)	1	BEFHJ
- 52	8004202G1	B	AMPLIFIER, Radio Frequency, AM-6155/GRT-22(V) (see figure 19 for breakdown)	1	ACDGI	
	8004202G2	B	AMPLIFIER, Radio Frequency, AM-6154/GRT-21(V) (see figure 19 for breakdown)	1	BEFHJ	
- 53	8006149G1	B	INTERFACE CABLE KIT, Used with Transmitter, radio, T-1109(V)/GRT-22(V), T-1108(V)/GRT-21(V) and amplifier, radio frequency, AM-6155/GRT-22(V) and AM-6154/GRT-21(V), (see figure 27 for breakdown) 50 watt version only.	REF		
3-	8004213G1	A	AMPLIFIER, Compressor, audio (ESDS) (see figure 2' for NHA)	REF	ABCDEF IJ	
- 1	300-100W5R104K	B	CAPACITOR, Fixed, ceramic dielectric, 10,000 pf, porm 10 pct 100 wvdc (51642) spec dwg 501170-12 (used in early configurations)	1		
- 2	M39003-01-2356	B	CAPACITOR (used in later configurations)	1		
	1301	B	INTEGRATED CIRCUIT, Amplifier, operational (ESDS) (29832):spec dwg 511803-2	3		
	MC1709G	B	INTEGRATED CIRCUIT, Amplifier, operational (ESDS) (04713):spec dwg 511803-2 (alternate part in later configurations)	3		
- 3	CK60BX220K	B	CAPACITOR (alternate part 501240-19)	2		
- 4	RCR07G272JR	B	RESISTOR	2		
- 5	RCR07G225JR	B	RESISTOR	1		
- 6	RCR07G153JR	B	RESISTOR	1		
- 7	62PAR5K	B	RESISTOR, Variable, cermet, nominal resistance 5k, porm 10 pct 0.5w @ 70 deg c (73138) spec dwg 509422-9	1		
	63X502T603	B	RESISTOR, Variable, cermet, nominal resistance 5k, porm 10 pct, 0.5w max @ 70 deg c (02111) spec dwg 509422-9 (alternate for 62PAR5K)	1		
- 8	RCR07G221JR	B	RESISTOR	1		
- 9	RCR07G224JR	B	RESISTOR	1		
- 10	RCR07G102JR	B	RESISTOR (deleted R45 in later configurations)	3		
	RCR07G202JS	B	RESISTOR (R45 used in later configurations)	1		
- 11	M39003-01-2286	B	CAPACITOR	1		
- 12	RCR07G511JR	B	RESISTOR	2		
- 13	M39003-01-2356	B	CAPACITOR	5		
- 14	RCR07G202JR	B	RESISTOR	2		
- 15	JAN1N914	B	SEMICONDUCTOR DEVICE, Diode	10		
- 16	RCR07G562JR	B	RESISTOR	2		
- 17	RCR07G274JR	B	RESISTOR	1		
- 18	RCR07G152JR	B	RESISTOR	3		
- 19	RCR07G103JR	B	RESISTOR	3		
- 20	CK60AX471K	B	CAPACITOR (alternate part 501240-43)	3		
- 21	RCR07G104JR	B	RESISTOR	1		
- 22	RCR32G272JR	B	RESISTOR	4		
- 23	JAN1N4249	B	SEMICONDUCTOR DEVICE, Diode	2		

Section II
Group Assembly Parts List

T.O. 31R2-2GRT-104
 NAVELEX 0967-LP-429-5020

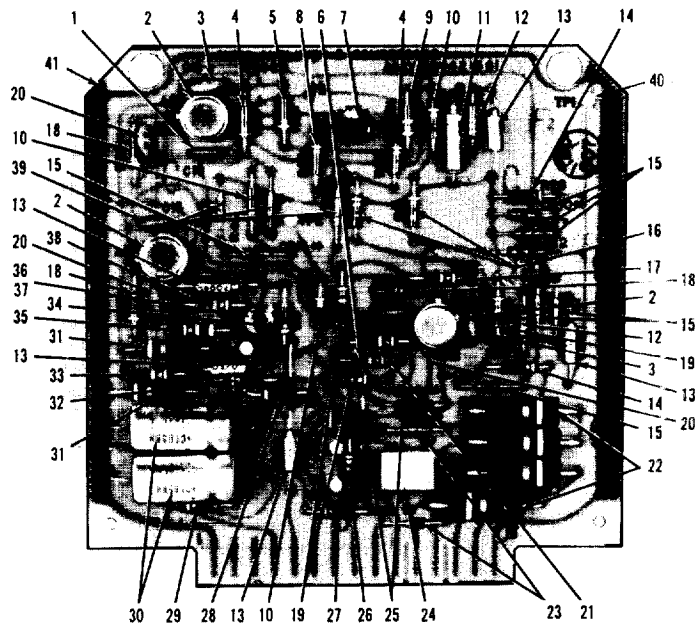


Figure 3. Amplifier, Compressor, Audio

CAUTION CAUTION
 ELECTROSTATIC SENSITIVE DEVICES
 OBSERVE PRECAUTIONS FOR HANDLING

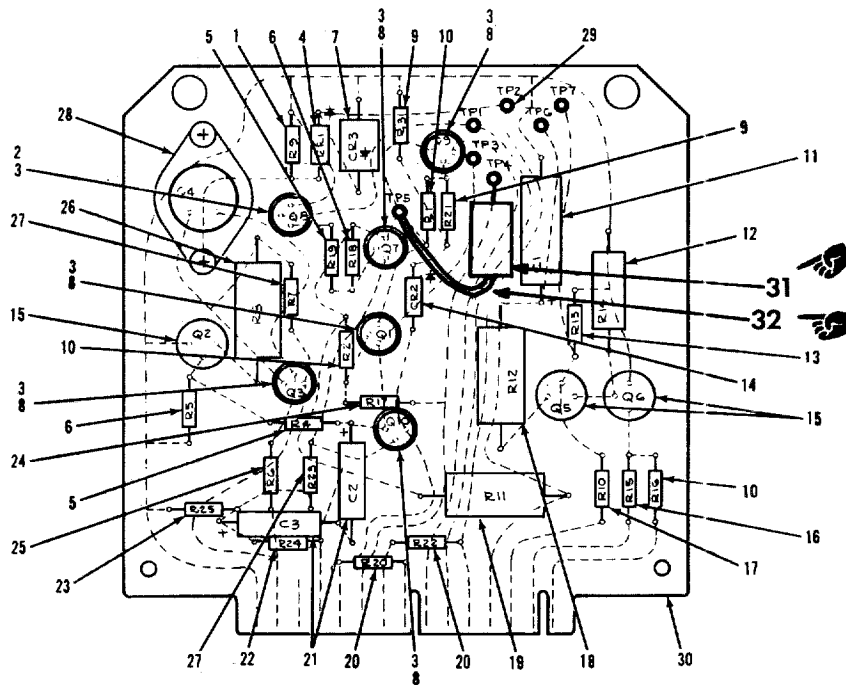


Figure 4. Circuit Card Assembly, Keyer, Control-Transfer

FIGURE AND INDEX NUMBER	PART NUMBER	I N D E N T	DESCRIPTION	UNITS PER ASSY	USABLE ON CODE
3- 24	52842	B	TRANSFORMER, AF, primary impedance 600 ohms, secondary 150 ohms, primary resistance 72 ohms max (43543) spec dwg 515301-2	1	
- 26	JAN1N751A	B	SEMICONDUCTOR DEVICE, Diode	2	
- 26	RCR07G183JR	B	RESISTOR (used in early configurations)	1	
	RN56D1742F	B	RESISTOR (used in later configurations)	1	
- 27	RCR07G621JR	B	RESISTOR	1	
- 28	RCR07G122JR	B	RESISTOR	1	
- 29	RCR07G680JR	B	RESISTOR	1	
- 30	CL65BH151KPE	B	CAPACITOR	2	
- 31	RCR20G102JR	B	RESISTOR	2	
- 32	RCR07G681JR	B	RESISTOR	1	
- 33	RCR07G154JR	B	RESISTOR	1	
- 34	RCR07G682JR	B	RESISTOR	1	
- 36	RCR07G914JR	B	RESISTOR	1	
- 36	CFM13052	B	TRANSISTOR, FET, N channel (15818) spec dwg 511797-5 (changed to selected part in later configurations)	1	
	511797-5	B	TRANSISTOR, FET, N channel (selected part in later configurations)	1	
- 37	10047DAP	B	MOUNTING PAD, Electrical (07047) spec dwg 507253-12	1	
- 38	RCR07G563JR	B	RESISTOR	1	
- 39	CK80BX101K	B	CAPACITOR (alternate part 501240-31)	1	
	8004323G1	B	PRINTED WIRING BOARD	1	
- 40	5321-5	C	TERMINAL, Uninsulated (06540) spec dwg 514266-302	5	
- 41	8004323-1	C	PRINTED WIRING BOARD	1	
4-	8004217G1	A	CIRCUIT CARD ASSEMBLY, Keyer, control-transfer (see figure 2 for NHA)	REF	
	8004217G2	A	CIRCUIT CARD ASSEMBLY, Keyer, control-transfer (see figure 2 for NHA)	REF	
- 1	RCR07G273JR	B	RESISTOR	1	
- 2	JAN2N2222A	B	TRANSISTOR	1	
- 3	10047DAP	B	MOUNTING PAD, Electrical (07047) spec dwg 507253-12	6	
- 4	JAN1N4249	B	SEMICONDUCTOR DEVICE, Diode	1	
- 5	RCR07G103JR	B	RESISTOR	2	
- 6	RCR07G2221JR	B	RESISTOR	2	
- 7	1N4145	B	SEMICONDUCTOR DEVICE, Rectifier (83701) spec dwg 511832-1	1	
- 8	JAN2N2907A	B	TRANSISTOR (Q10 added in later configurations)	5	
- 9	RCR07G183JR	B	RESISTOR	2	
- 10	RCR07G392JR	B	RESISTOR	3	
- 11	M39003-01-2374	B	CAPACITOR	1	
- 12	RCR32G510JR	B	RESISTOR	1	
- 13	RCR07G512JR	B	RESISTOR	1	
- 14	JAN1N914	B	SEMICONDUCTOR DEVICE, Diode	1	
- 15	JAN2N1613	B	TRANSISTOR	3	
- 16	RCR07G432JR	B	RESISTOR	1	
- 17	RCR07G332JR	B	RESISTOR	1	
- 18	RC42GF201J	B	RESISTOR	1	
- 19	RC42GF241J	B	RESISTOR	1	
- 20	RCR07G914JR	B	RESISTOR	2	
- 21	M39003-01-2271	B	CAPACITOR (added in later configurations)	2	
- 22	RCR07G563JR	B	RESISTOR (added in later configurations)	1	
- 23	RCR07G133JR	B	RESISTOR (added in later configurations)	1	
- 24	RCR07G271JR	B	RESISTOR	1	
- 25	RCR07G5R1JR	B	RESISTOR	1	
- 26	RC42GF182J	B	RESISTOR	1	
- 27	RCR07G102JR	B	RESISTOR (R23 added in later configurations)	2	
- 28	2N3741	B	TRANSISTOR, PNP, power (04713) spec dwg 511812-2	1	
			ATTACHING PARTS		
	MS51957-14	B	SCREW	2	
	NAS620C4	B	WASHER	2	

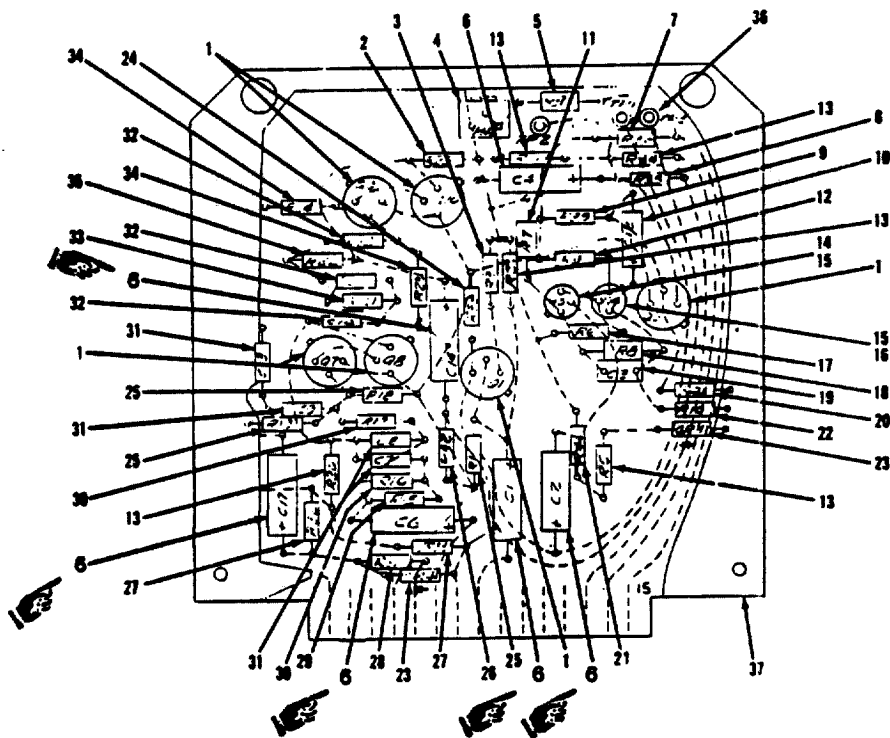


Figure 5. Circuit Card Assembly, Filter-Amplifier/Detector

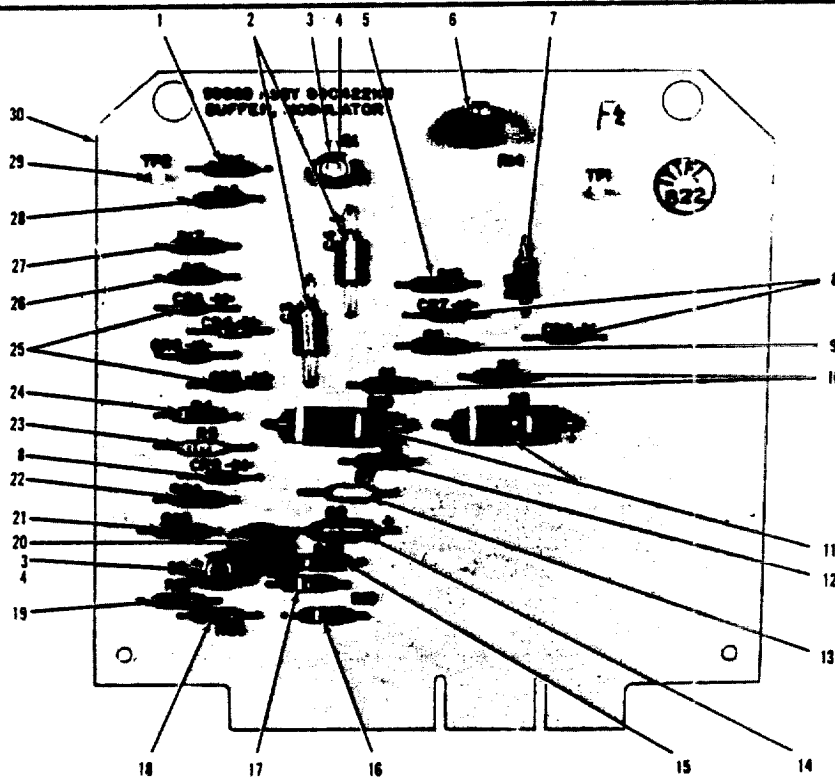


Figure 6. Circuit Card Assembly, Buffer, Modulator

FIGURE AND INDEX NUMBER	PART NUMBER	IDENT	DESCRIPTION	UNITS PER ASSY	USABLE ON CODE
4-	MS35338-135	B	WASHER	2	
	MS35649-244	B	NUT	2	

	8004326G1	B	PRINTED WIRING BOARD	1	
	- 29 5321-5	C	TERMINAL, Uninsulated (06540) spec dwg 514266-302	7	
- 30	8004326-1	C	PRINTED WIRING BOARD	1	
- 31	M39003-01-2292	B	CAPACITOR (ECP 595)	1	
- 32	MIL-I-23053/11	C	SLEEVE, Insulation	1	
5-	8004214G1	A	CIRCUIT CARD ASSEMBLY, Filter-Amplifier/Detector (see figure 2 for NHA)	REF	
- 1	JAN2N1613	B	TRANSISTOR	6	
- 2	RCR07G222JR	B	RESISTOR	1	
- 3	RCR07G331JR	B	RESISTOR (used in early configurations)	1	
	RN55D3320F	B	RESISTOR (used in later configurations)	1	
- 4	62PAR2500	B	RESISTOR, Variable, cermet, nominal resistance 2.5k, perm 10 pct, 0.5w @ 70 deg c, (73138) spec dwg 509422-8	1	
	63X252T603	B	RESISTOR, Variable, cermet, nominal resistance 2.5k perm 10 pct, 0.5w max @ 70 deg c (02111) spec dwg 509422-8 (alternate for 62PAR2500)	1	
- 5	RN55D5231F	B	RESISTOR	1	
- 6	M39003-01-2286	B	CAPACITOR	6	
- 7	RN55D5621F	B	RESISTOR	1	
- 8	RCR07G623JR	B	RESISTOR	1	
- 9	RCR07G473JR	B	RESISTOR (used in early configurations)	1	
	RN55D4752F	B	RESISTOR (used in later configurations)	1	
- 10	M39003-01-2254	B	CAPACITOR	1	
- 11	RN55D3241F	B	RESISTOR	1	
- 12	RCR07G101JR	B	RESISTOR	1	
- 13	RCR07G103JR	B	RESISTOR	5	
- 14	JAN2N2222A	B	TRANSISTOR	1	
- 15	100470AP	B	MOUNTING PAD, Electrical (07047) spec dwg 507253-12	2	
- 16	JAN2N2907A	B	TRANSISTOR	1	
- 17	RCR07G822JR	B	RESISTOR	1	
- 18	RN55D2672F	B	RESISTOR	1	
- 19	CK60AX471K	B	CAPACITOR (alternate part 501240-43)	1	
- 20	RCR07G683JR	B	RESISTOR (used in early configurations)	1	
	RN55D6982F	A	RESISTOR (used in later configurations)	1	
- 21	RCR07G683JR	B	RESISTOR	1	
- 22	RCR07G102JR	B	RESISTOR	1	
- 23	JAN1N914	B	SEMICONDUCTOR DEVICE, Diode	2	
- 24	RCR07G152JR	B	RESISTOR (R38 used in earliest configurations)	1	
	RN55D1501F	B	RESISTOR (R38 used in early configurations)	1	
	RCR07G152JR	B	RESISTOR (R38 selected value at test, tailor point in later configurations)	1	
	RCR07G132JR	B	RESISTOR (R38 selected value at test, tailor point in later configurations)	1	
	RCR07G162JR	B	RESISTOR (R38 selected value at test, tailor point in later configurations)	1	
	RCR07G182JR	B	RESISTOR (R38 selected value at test, tailor point in later configurations)	1	
	RCR07G202JR	B	RESISTOR (R38 selected value at test, tailor point in later configurations)	1	
- 25	RCR07G104JR	B	RESISTOR	3	
- 26	RCR07G224JR	B	RESISTOR	1	
- 27	RCR07G622JR	B	RESISTOR	2	
- 28	RCR07G182JR	B	RESISTOR	1	
- 29	RCR07G472JR	B	RESISTOR (used in earliest configurations)	1	
	RCR07G562JR	B	RESISTOR (used in early configurations)	1	
	RN55D5621F	B	RESISTOR (used in later configurations)	1	
- 30	RCR07G472JR	B	RESISTOR (used in early configurations)	2	

Section II
Group Assembly Parts List

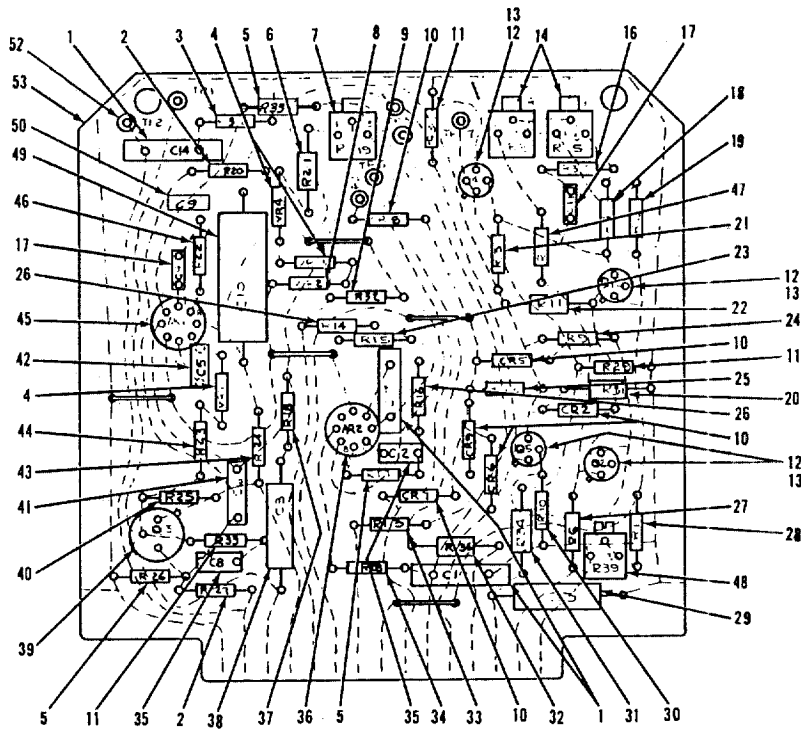
T.O. 31R2-2GRT-104
NAVELEX 0967-LP-429-5020

FIGURE AND INDEX NUMBER	PART NUMBER	I N D E N T	DESCRIPTION	UNITS PER ASSY	USABLE ON CODE
6-	RN55D4321F	B	RESISTOR (R17 selected value at test, tailor point in later configurations)	2	
	RN55D5621F	B	RESISTOR (R17 selected value at test, tailor point in later configurations)	1	
	RN55D6041F	B	RESISTOR (R17 selected value at test, tailor point in later configurations)	1	
- 31	CK12BX472K	B	CAPACITOR	4	
- 32	CK13BX103K	B	CAPACITOR	3	
- 33	RCR07G124JR	B	RESISTOR	1	
- 34	RCR07G334JR	B	RESISTOR	2	
- 35	RCR07G623JR	B	RESISTOR	1	
	8004319G1	B	PRINTED WIRING BOARD	1	
- 36	5321-5	C	TERMINAL, Uninsulated (06540) spec dwg 514266-302	7	
- 37	8004319-1	C	PRINTED WIRING BOARD	1	
6-	8004221G1	A	CIRCUIT CARD ASSEMBLY, Buffer, modulator (see figure 2 for NHA)	REF	
	8004221G2	A	CIRCUIT CARD ASSEMBLY, Buffer, modulator (see figure 2 for NHA)	REF	
- 1	RCR07G220JR	B	RESISTOR	1	
- 2	M39003-01-2259	B	CAPACITOR	2	
- 3	JAN2N2222A	B	TRANSISTOR	2	
- 4	10047DAP	B	MOUNTING PAD, Electrical (07047) spec dwg 507253-12	2	
- 5	RCR07G152JR	B	RESISTOR	1	
- 6	62PAR100	B	RESISTOR, Variable, cermet, nominal resistance 100 ohms, form 10 pct 0.5w @ 70 deg c (73138) spec dwg 509422-2	1	
	63X101T603	B	RESISTOR, Variable, cermet, nominal resistance 100 ohms, form 10 pct 0.5w max @ 70 deg c (02111) spec dwg 509422-2 (alternate for 62PAR100)	1	
- 7	RCR07G822JR	B	RESISTOR	1	
- 8	JAN1N914	B	SEMICONDUCTOR DEVICE, Diode	3	
- 9	RCR07G683JR	B	RESISTOR (used in early configurations)	1	
	RCR07G513JR	B	RESISTOR (used in early configurations)	1	
- 10	RCR07G222JR	B	RESISTOR	2	
- 11	RCR32G910JR	B	RESISTOR	2	
- 12	RCR07G562JR	B	RESISTOR	1	
- 13	RN55D9311F	B	RESISTOR	1	
- 14	M39003-01-2254	B	CAPACITOR	1	
- 15	RCR07G472JR	B	RESISTOR	1	
- 16	RCR07G393JR	B	RESISTOR	1	
- 17	RCR07G394JR	B	RESISTOR	1	
- 18	RCR07G103JR	B	RESISTOR	1	
- 19	RCR07G223JR	B	RESISTOR	1	
- 20	CK068X104K	B	CAPACITOR	1	
- 21	RCR07G121JR	B	RESISTOR	1	
- 22	RCR07G823JR	B	RESISTOR	1	
- 23	RN55D7151F	B	RESISTOR	1	
- 24	RCR07G471JR	B	RESISTOR	1	
- 25	JAN1N4245	B	SEMICONDUCTOR DEVICE, Diode	4	
- 26	RCR07G332JR	B	RESISTOR	1	
- 27	RCR07G202JR	B	RESISTOR	1	
- 28	RCR07G101JR	B	RESISTOR	1	
	8004435G1	B	PRINTED WIRING BOARD	1	
- 29	5321-5	C	TERMINAL, Uninsulated (06540) spec dwg 514266-302	2	
- 30	8004435-1	C	PRINTED WIRING BOARD	1	
7-	8004222G1	A	CIRCUIT CARD ASSEMBLY, Control, RF, modulator (ESDS) (see figure 2 for NHA) note: any circuit card marked 80042222 is improperly identified and should be marked 8004222G1.	REF	

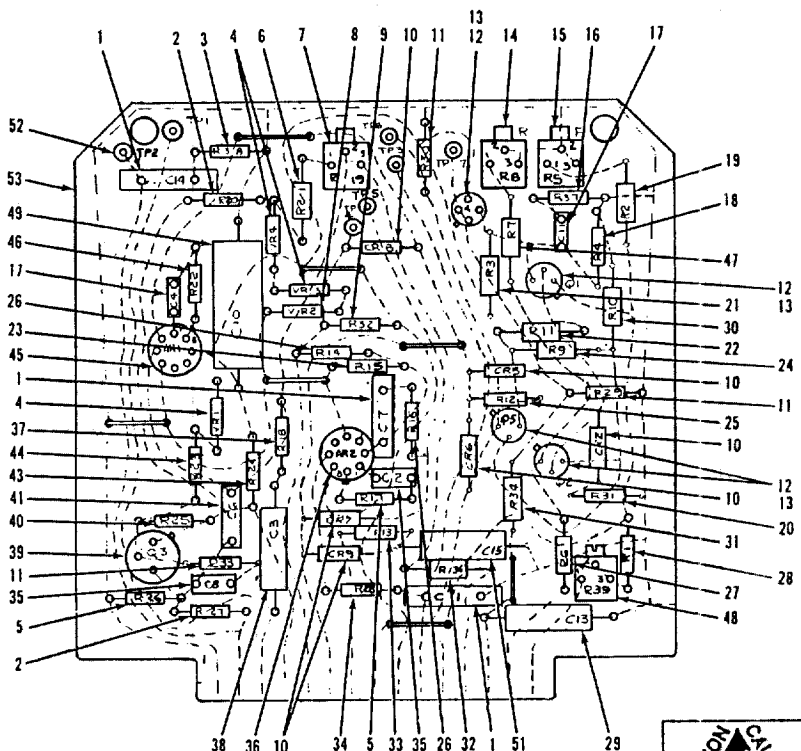
FIGURE AND INDEX NUMBER	PART NUMBER	I N D E X	DESCRIPTION	UNITS PER ASSY	USABLE ON CODE
7- 1	CK63AW103M	B	CAPACITOR (alternate part 501240-85)	3	
- 2	RCR07G471JR	B	RESISTOR	2	
- 3	RCR07G181JR	B	RESISTOR (used in early configurations)	1	
	RCR07G151JR	B	RESISTOR (used in later configurations)	1	
- 4	JAN1N751A	B	SEMICONDUCTOR DEVICE, Diode	3	
- 5	RCR07G102JR	B	RESISTOR (R35 deleted in later configurations)	3	
- 6	RN55D5621F	B	RESISTOR	1	
- 7	62PAR5K	B	RESISTOR, Variable, cermet, nominal resistance 5k, prom 10 pct, 0.5w @ 70 deg c (73138) spec dwg 509422-9	1	
	63X502T603	B	RESISTOR, Variable, cermet, nominal resistance 5k, prom 10 pct, 0.5w max @ 70 deg c (02111) spec dwg 509422-9 (alternate for 62PAR5K)	1	
- 8	JAN1N746A	B	SEMICONDUCTOR DEVICE, Diode	1	
- 9	RCR07G105JR	B	RESISTOR	1	
- 10	JAN1N914	B	SEMICONDUCTOR DEVICE, Diode	6	
- 11	RCR07G103JR	B	RESISTOR (R33 deleted in early configurations)	3	
	RCR07G332JR	B	RESISTOR (R33 added in later configurations)	1	
- 12	JAN2N2222A	B	TRANSISTOR	4	
- 13	10047DAP	B	MOUNTING PAD, Electrical (07047) spec dwg 507253-12	4	
- 14	62PAR250	B	RESISTOR, Variable, cermet, nominal resistance 250 ohms, prom 10 pct, 0.5w @ 70 deg c (73138) spec dwg 509422-4 (R5 changed in later configurations, see index 15)	2	
	63X251T603	B	RESISTOR, Variable, cermet, nominal resistance 250 ohms, prom 10 pct, 0.5w max @ 70 deg c (02111) spec dwg 509422-4 (alternate for 62PAR250)	2	
- 15	62PAR100	B	RESISTOR, Variable, cermet, nominal resistance 100 ohms, prom 10 pct, 0.5w max @ 70 deg c (73138) spec dwg 509422-2 (R5 used in later configurations)	1	
	63X101T603	B	RESISTOR, Variable, cermet, nominal resistance 100 ohms, prom 10 pct, 0.5w max @ 70 deg c (02111) spec dwg 509422-2 (alternate for 62PAR100)	1	
- 16	RCR07G273JR	B	RESISTOR	1	
- 17	300-100W5R104K	B	CAPACITOR, Fixed, ceramic dielectric, 100,000 pf, prom 10 pct 100 wvdc (51642) spec dwg 501170-12 (used in early configurations)	2	
	CK06BX104K	B	CAPACITOR (used in later configurations)	2	
- 18	RCR07G153JR	B	RESISTOR (used in early configurations)	1	
	RN55D1372F	B	RESISTOR (used in later configurations)	1	
- 19	RCR07G391JR	B	RESISTOR (used in earliest configurations)	1	
	RCR07G331JR	B	RESISTOR (used in early configurations)	1	
	RN55D5110F	B	RESISTOR (used in later configurations)	1	
- 20	RN55D90R9F	B	RESISTOR (used in early configurations)	1	
	RN55D7500F	B	RESISTOR (used in later configurations)	1	
- 21	RCR07G472JR	B	RESISTOR (used in early configurations)	1	
	RN55D4321F	B	RESISTOR (used in later configurations)	1	
- 22	RN55D5231F	B	RESISTOR (used in earliest configurations)	1	
	RN55D3011F	B	RESISTOR (used in early configurations)	1	
	RN55D1432F	B	RESISTOR (used in later configurations)	1	
- 23	RCR07G106JR	B	RESISTOR	1	
- 24	RCR07G682JR	B	RESISTOR (used in early configurations)	1	
	RN55D6811F	B	RESISTOR (used in later configurations)	1	
- 25	RCR07G683JR	B	RESISTOR	1	
- 26	RCR07G104JR	B	RESISTOR	2	
- 27	RCR07G512JR	B	RESISTOR (used in early configurations)	1	
	RCR07G332JR	B	RESISTOR (used in later configurations)	1	
- 28	RCR07G392JR	B	RESISTOR (used in early configurations)	1	
	RCR07G272JR	B	RESISTOR (used in later configurations)	1	
- 29	M39003-01-2289	B	CAPACITOR	1	
- 30	RCR07G273JR	B	RESISTOR (used in early configurations)	1	
	RN55D2672F	B	RESISTOR (used in later configurations)	1	
- 31	RN55D7321F	B	RESISTOR	1	

Section II
Group Assembly Parts List

T.O. 31R2-2GRT-104
NAVELEX 0967-LP-429-5020



EARLY CONFIGURATION



LATER CONFIGURATION

CAUTION **CAUTION**
ELECTROSTATIC
SENSITIVE DEVICES
OBSERVE PRECAUTIONS
FOR HANDLING

Figure 7. Circuit Card Assembly, Control, RF, Modulator

FIGURE AND INDEX NUMBER	PART NUMBER	I N D E N T	DESCRIPTION	UNITS PER ASSY	USABLE ON CODE
7- 32	RN55D1002F	B	RESISTOR	1	
- 33	RCR07G273JR	B	RESISTOR	1	
- 34	RCR07G472JR	B	RESISTOR	1	
- 35	CK60AW102M	B	CAPACITOR (alternate part 501240-58, C8 deleted in early configurations)	2	
	CK62AW332M	B	CAPACITOR (C8 added in later configurations, alternate part 501240-76)	1	
- 36	1301	B	INTERGRATED CIRCUIT, Amplifier, operational (ESDS) (29832) spec dwg 511803-2	1	
	MC1709G	B	INTERGRATE CIRCUIT, Amplifier, operational (ESDS) (04713) spec dwg 511803-2 (alternate part in later configurations)	1	
- 37	RCR07G392JR	B	RESISTOR	1	
- 38	M39003-01-2304	B	CAPACITOR	1	
- 39	JAN2N1132	B	TRANSISTOR	1	
- 40	RCR07G122JR	B	RESISTOR	1	
- 41	CM06FD681J03	B	CAPACITOR (used in earliest configurations)	1	
	CM06FD511J03	B	CAPACITOR (used in early configurations)	1	
	CM06FD821J03	B	CAPACITOR (used in later configurations)	1	
- 42	CK60BX101K	B	CAPACITOR (used in early configurations, part deleted in later configurations)	1	
- 43	RCR07G100JR	B	RESISTOR	1	
- 44	RCR07G182JR	B	RESISTOR	1	
- 45	1301	B	INTEGRATED CIRCUIT, Amplifier, operational (ESDS)(29832) spec dwg 511803-2 (used in early configurations)	1	
	SN52741L00	B	INTEGRATED CIRCUIT, Amplifier, operational (ESDS)(01295) spec dwg 511854-1 (used in later configurations)	1	
	RM741T	B	INTEGRATED CIRCUIT, Amplifier, operational (49956) spec dwg 511854-1 (alternate part in later configurations)	1	
- 46	RCR07G152JR	B	RESISTOR	1	
- 47	RCR07G621JR	B	RESISTOR (used in earliest configurations)	1	
	RCR07G471JR	B	RESISTOR (used in early configurations)	1	
	RN55D7500F	B	RESISTOR (used in later configurations)	1	
- 48	62PAR2K	B	RESISTOR, Variable, cermet, nominal resistance 2k, porm 10 pct, 0.5w @ 70 deg c (73138) spec dwg 509422-7 (used in early configurations)	1	
	62PAR5K	B	RESISTOR, Variable, cermet, nominal resistance 5k, porm 10 pct, 0.5w @ 70 deg c (73138) spec dwg 509422-9 (used in later configurations)	1	
	63X502T603	B	RESISTOR, Variable, cermet, nominal resistance 5k, porm 10 pct, 0.5w max @ 70 deg c (02111) spec dwg 509422-9 (alternate for 62PAR5K)	1	
- 49	M39003-01-2309	B	CAPACITOR	1	
- 50	CK60BX680M	B	CAPACITOR (used in early configurations, part deleted in later configurations)	1	
- 51	M39003-01-2359	B	CAPACITOR (added in later configurations)	1	
	8004446G1	B	PRINTED WIRING BOARD	1	
- 52	5321-5	C	TERMINAL, Uninsulated (06540) spec dwg 514266-302	7	
- 53	8004446-1	C	PRINTED WIRING BOARD	1	
8-	8004219G1	A	CIRCUIT CARD ASSEMBLY, Control (see figure 2 for NHA)	REF	
- 1	62PAR50K	B	RESISTOR, Variable, cermet nominal resistance 50k, porm 10 pct, 0.5 w @ 70 deg c (73138) spec dwg 509422-13	1	
	63X503T603	B	RESISTOR, Variable, cermet, nominal resistance 50k, porm 10 pct, 0.5 w @ 70 deg c (02111) spec dwg 509422-13 (alternate for 62PAR50K)	1	
- 2	CP09A1KC104K3	B	CAPACITOR	1	
- 3	CP09A1KC683K3	B	CAPACITOR	1	

Section II
Group Assembly Parts List

T.O. 31R2-2GRT-104
NAVELEX 0967-LP-429-5020

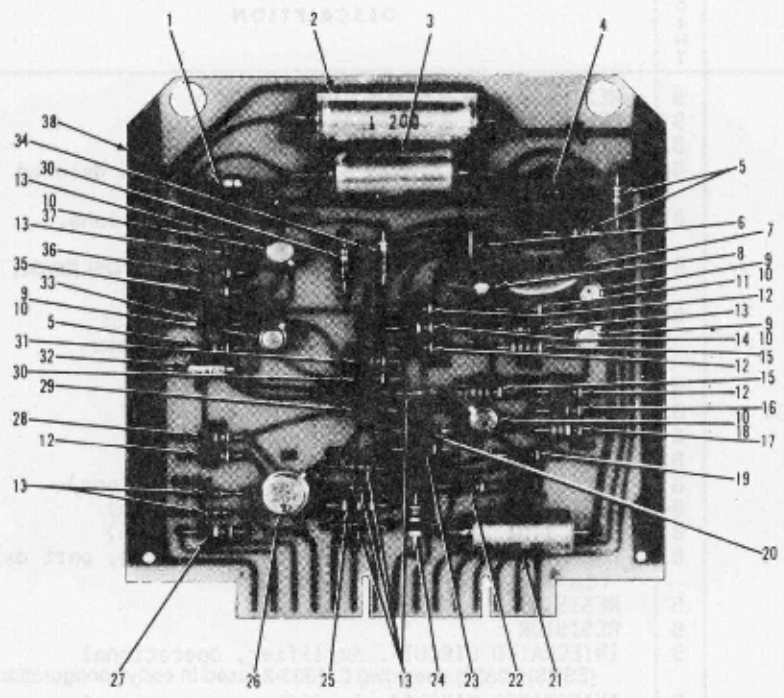


Figure 8. Circuit Card Assembly, Control

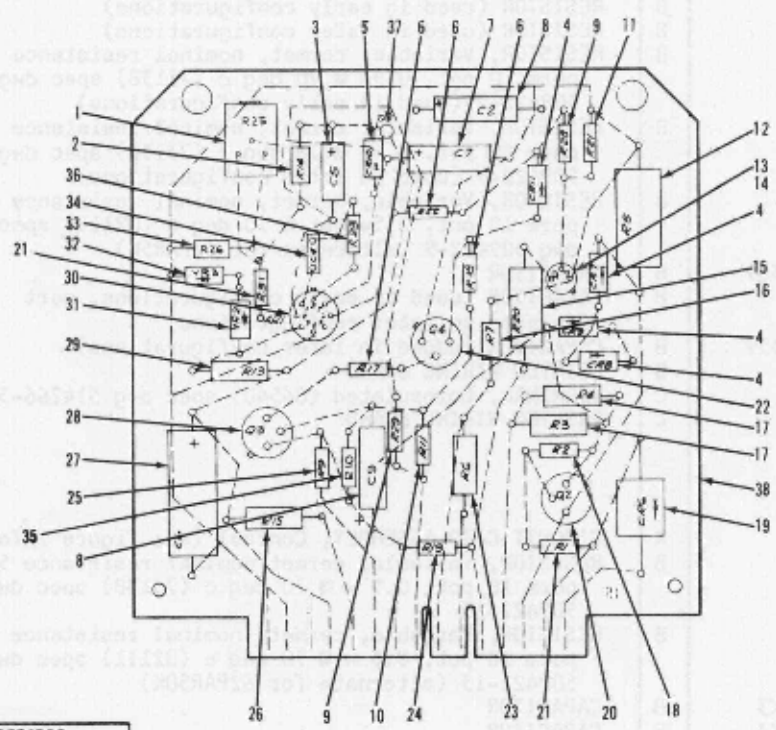


Figure 9. Circuit Card Assembly, Regulator

CAUTION CAUTION
ELECTROSTATIC SENSITIVE DEVICES
OBSERVE PRECAUTIONS FOR HANDLING

FIGURE AND INDEX NUMBER	PART NUMBER	I N D E X	DESCRIPTION	UNITS PER ASSY	USABLE ON CODE
8- 4	62PAR10K	B	RESISTOR, Variable, cermet, nominal resistance 10k, porm 10 pct, 0.5 w @ 70 deg c (73138) spec dwg 509422-10	1	
	63X103T603	B	RESISTOR, Variable, cermet, nominal resistance 10k, porm 10 pct, 0.5 w @ 70 deg c (02111) spec dwg 509422-10 (alternate for 62PAR10K)	1	
- 5	RCR07G153JR	B	RESISTOR	3	
- 6	300-100W5R104K	B	CAPACITOR, Fixed, ceramic dielectric, 100,000 pf porm 10 pct, 100 wvdc (51642) spec dwg 501170-12 (used in early configurations)	1	
	CK06BX104K	B	CAPACITOR (used in later configurations)	1	
- 7	CK63AW103M	B	CAPACITOR (alternate part 501240-85)	1	
- 8	M39003-01-2362	B	CAPACITOR	1	
- 9	JAN2N2222A	B	TRANSISTOR	3	
- 10	10047DAP	B	MOUNTING PAD, Electrical (07047) spec dwg 507253-12	5	
- 11	RCR07G562JR	B	RESISTOR	1	
- 12	RCR07G272JR	B	RESISTOR	4	
- 13	JAN1N914	B	SEMICONDUCTOR DEVICE, Diode	9	
- 14	RCR07G104JR	B	RESISTOR	1	
- 15	RCR07G333JR	B	RESISTOR	2	
- 16	RCR07G103JR	B	RESISTOR	1	
- 17	RCR07G334JR	B	RESISTOR	1	
- 18	JAN2N2907A	B	TRANSISTOR	1	
- 19	RCR07G821JR	B	RESISTOR	1	
- 20	JAN1N759A	B	SEMICONDUCTOR DEVICE, Diode	1	
- 21	M39003-01-2312	B	CAPACITOR	1	
- 22	RCR07G181JR	B	RESISTOR	1	
- 23	RCR07G182JR	B	RESISTOR (used in early configurations)	1	
	RCR07G122JR	B	RESISTOR (used in later configurations)	1	
- 24	RCR07G914JR	B	RESISTOR	1	
- 25	RCR07G473JR	B	RESISTOR	1	
- 26	JAN2N1132	B	TRANSISTOR	1	
- 27	RCR07G824JR	B	RESISTOR	1	
- 28	RCR07G183JR	B	RESISTOR	1	
- 29	JAN1N746A	B	SEMICONDUCTOR DEVICE, Diode	1	
- 30	RCR07G222JR	B	RESISTOR	2	
- 31	RCR07G223JR	B	RESISTOR	1	
- 32	M39003-01-2356	B	CAPACITOR	1	
- 33	JAN1N758A	B	SEMICONDUCTOR DEVICE, Diode	1	
- 34	RCR07G822JR	B	RESISTOR	1	
- 35	RCR07G681JR	B	RESISTOR	1	
- 36	RCR07G105JR	B	RESISTOR	1	
- 37	U2184	B	TRANSISTOR, FET, N channel (15818) spec dwg 511792-3 (used in early configurations)	1	
	U2584	B	TRANSISTOR, FET, N channel (15818) spec dwg 511792-3 (used in later configurations)	1	
	FN1865	B	TRANSISTOR, FET, N channel (17856) spec dwg 511792-3 (alternate part in later configurations)	1	
- 38	8004455-1	B	PRINTED WIRING BOARD	1	
9-	8004216G1	A	CIRCUIT CARD ASSEMBLY, Regulator (ESDS)\see figure 2 for (NHA)	REF	
- 1	62PAR2500	B	RESISTOR, Variable, cermet, nominal resistance 2.5k, porm 10 pct, 0.5 w @ 70 deg c (73138) spec dwg 509422-8	1	
	63X252T603	B	RESISTOR, Variable, cermet, nominal resistance 2.5K, porm 10 pct, 0.5 w max @ 70 deg c (02111) spec dwg 509422-8 (alternate for 62PAR2500)	1	
- 2	RN55D9531F	B	RESISTOR	1	
- 3	M39003-01-2356	B	CAPACITOR	1	

Section II
Group Assembly Parts List

TO 31R2-2GRT-104
NAVELEX 0967-LP-429-5020

FIGURE AND INDEX NUMBER	PART NUMBER	I N D E N T	DESCRIPTION	UNITS PER ASSY	USABLE ON CODE
9- 4	JAN1N914	B	SEMICONDUCTOR DEVICE, Diode	4	
- 5	JAN1N914	B	SEMICONDUCTOR DEVICE, Diode (used in early configurations)	1	
	JAN1N4245	B	SEMICONDUCTOR DEVICE, Diode (used in later configurations)	1	
- 6	RCR07G103JR	B	RESISTOR	3	
- 7	M39003-01-2304	B	CAPACITOR	1	
- 8	M39003-01-2289	B	CAPACITOR (reference designation was C2 in early configurations, changed to reference designation C9 in later configurations)	1	
- 9	RCR07G562JR	B	RESISTOR	2	
- 10	RCR07G102JR	B	RESISTOR (used in early configurations)	1	
	RCR07G122JR	B	RESISTOR (used in later configurations)	1	
- 11	RCR07G122JR	B	RESISTOR	1	
- 12	RWR74S1001FF	B	RESISTOR	1	
- 13	JAN2N2222A	B	TRANSISTOR	1	
- 14	10047DAP	B	MOUNTING PAD, Electrical (07047) spec dwg 507253-12	1	
- 15	RCR32G182JR	B	RESISTOR (used in early configurations)	1	
	RCR32G102JR	B	RESISTOR (used in later configurations)	1	
- 16	RN55D1182F	B	RESISTOR	1	
- 17	RCR20G100JR	B	RESISTOR	2	
- 18	RCR07G821JR	B	RESISTOR	1	
- 19	JAN1N540	B	SEMICONDUCTOR DEVICE, Diode	1	
- 20	JAN2N1132	B	TRANSISTOR	1	
- 21	RCR07G273JR	B	RESISTOR (R31 added in later configurations)	2	
- 22	JAN2N1613	B	TRANSISTOR	1	
- 23	RN60D6193F	B	RESISTOR	1	
- 24	RCR07G102JR	B	RESISTOR (used in early configurations)	1	
	RCR07G331JR	B	RESISTOR (used in later configurations)	1	
- 25	RCR07G102JR	B	RESISTOR	1	
- 26	RN60D1004F	B	RESISTOR	1	
- 27	M39003-01-2312	B	CAPACITOR (used in early configurations)	1	
	8006798-1	B	CAPACITOR (used in later configurations)	1	
- 28	JAN2N1132	B	TRANSISTOR (used in earliest configurations)	1	
	JAN2N2904A	B	TRANSISTOR (used in early configurations)	1	
	515392-1	B	TRANSISTOR, Selected JAN2N2904A (used in later configurations)	1	
- 29	RCR20G182JR	B	RESISTOR	1	
- 30	1301	B	INTEGRATED CIRCUIT, Amplifier, operational (ESDS) (29832) spec dwg 511803-2	1	
	MC1709G	B	INTEGRATED CIRCUIT, Amplifier, operational (ESDS) (04713) spec dwg 511803-2 (alternate part in later configurations)	1	
- 31	JAN1N746A	B	SEMICONDUCTOR DEVICE, Diode	1	
- 32	JAN1N754A	B	SEMICONDUCTOR DEVICE, Diode	1	
- 33	RN55D1002F	B	RESISTOR	1	
- 34	300-100W5R104K	B	CAPACITOR, Fixed, ceramic dielectric, 100,000 pf, porm 10 pct, 100 wvdc (51642) spec dwg 501170-12 (used in early configurations)	1	
	CK06BX104K	B	CAPACITOR (used in later configurations)	1	
- 35	RCR07G681JR	B	RESISTOR (used in early configurations)	1	
	RCR07G911JR	B	RESISTOR (used in later configurations)	1	
- 36	RCR07G152JR	B	RESISTOR (used in early configurations)	1	
	RCR07G911JR	B	RESISTOR (used in later configurations)	1	
	8004331G1	B	PRINTED WIRING BOARD	1	
- 37	5321-5	C	TERMINAL, Uninsulated (06540) spec dwg 514266-302	1	
- 38	8004331-1	C	PRINTED WIRING BOARD	1	

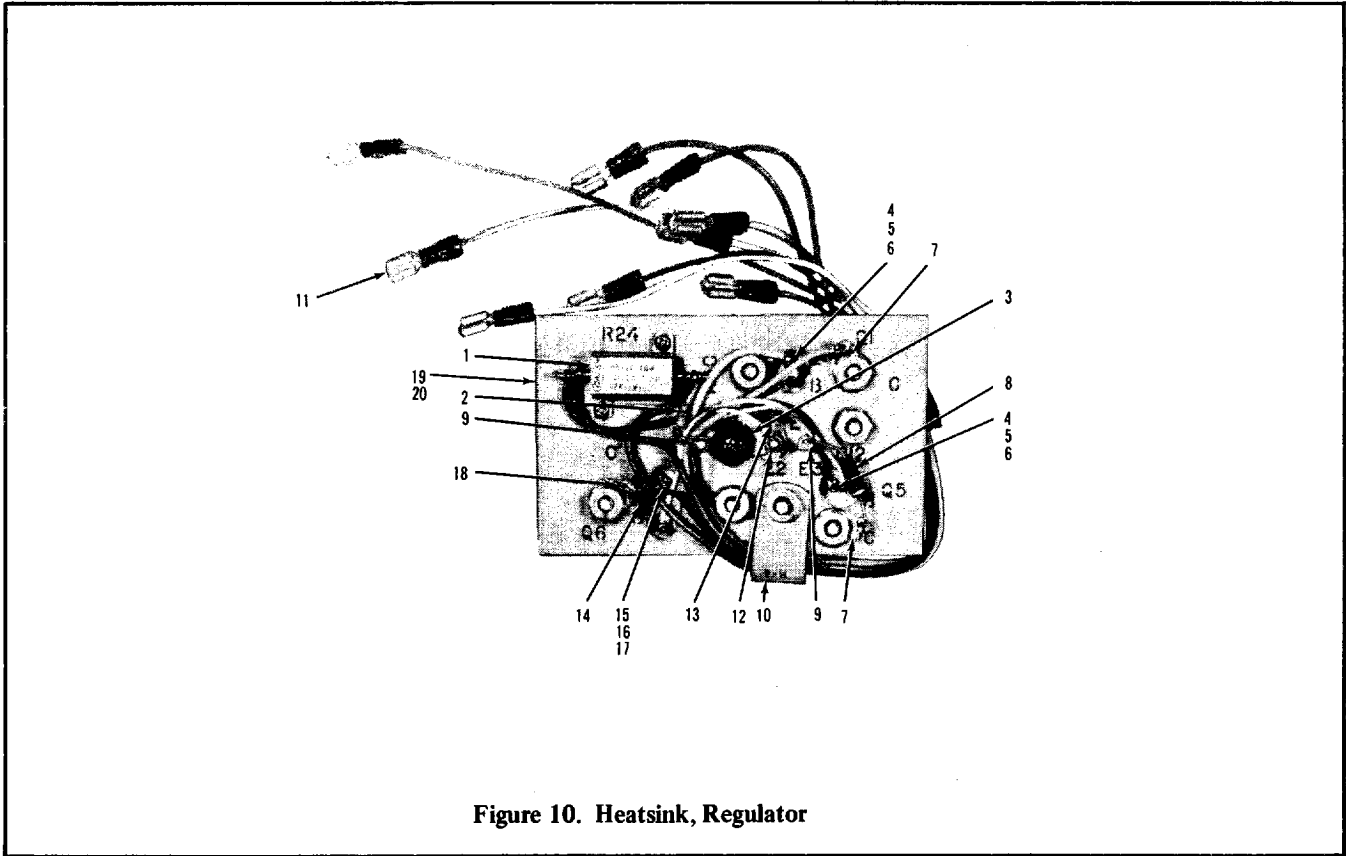


Figure 10. Heatsink, Regulator

FIGURE AND INDEX NUMBER	PART NUMBER	IDENTIFY	DESCRIPTION	UNITS PER ASSY	USABLE ON CODE
10-	8004531G1	A	HEATSINK, Regulator (see figure 2 for NHA)	REF	
- 1	RE65GR100	B	RESISTOR	1	
			ATTACHING PARTS		
	MS35206-204	B	SCREW	2	
	MS35338-39	B	WASHER	2	
			-----*		
- 2	RN55D1302F	B	RESISTOR	1	
- 3	KP42J3	B	RESISTOR, Thermal, 0.5 watt (15801) spec dwg 509416-1	1	
	3DD203	B	RESISTOR, Thermal, 0.5 watt (15454) spec dwg 509416-1 (alternate part in later configurations)	1	
- 4	2N3741	B	TRANSISTOR, PNP, power (04713) spec dwg 511812-2	2	
			ATTACHING PARTS		
	MS35206-231	B	SCREW	4	
	MS27183-5	B	WASHER	4	
	MS35338-41	B	WASHER	2	
	MS35649-262	B	NUT	4	
			-----*		
- 5	DF31A	B	INSULATOR, Electrical (02735) spec dwg 507292-2	2	
- 6	495334-7	B	WASHER, Shouldered (02735) spec dwg 507292-3	4	
- 7	2102-06-03	B	TERMINAL, Lug type (78189) spec dwg 514267-2	2	
- 8	RCR20G120JR	B	RESISTOR (used in early configurations)	1	
	RCR20G2R7JR	B	RESISTOR (used in later configurations)	1	
- 9	4894-1-0516	B	TERMINAL, Stud, insulated (71279) spec dwg 514264-303	2	

Section II
Group Assembly Parts List

T.O. 31R2-2GRT-104
 NAVELEX 0967-LP-429-5020

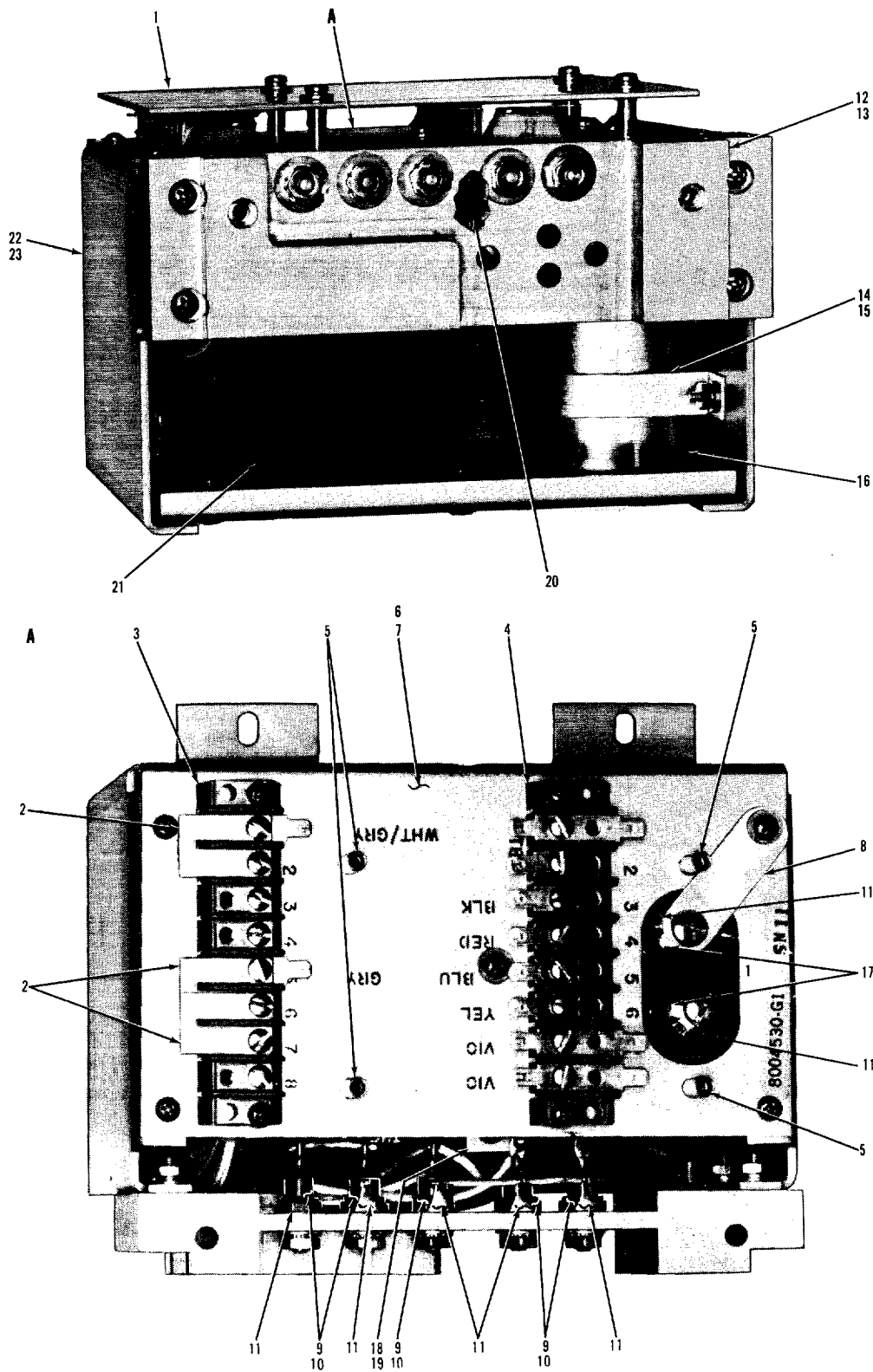


Figure 11. Power Supply

FIGURE AND INDEX NUMBER	PART NUMBER	IDENT	DESCRIPTION	UNITS PER ASSY	USABLE ON CODE
10-	MS35338-39	B	ATTACHING PARTS WASHER ----*----	2	
- 10	MS25281R4	B	CLAMP	1	
	MS35206-232	B	ATTACHING PARTS SCREW	1	
	MS27183-5	B	WASHER	1	
	MS35338-41	B	WASHER	1	
	MS35649-262	B	NUT ----*----	1	
- 11	AA8137T	B	TERMINAL, Tab (98410) spec dwg 514268-3 (use until exhausted, replaced by AA9137T in later configurations)	9	
	AA9137T	B	TERMINAL, Lug (98410) spec dwg 514268-3 (vendor changed part in later configurations)	9	
- 12	4894-1-0516	B	TERMINAL, Stud, insulated (71279) spec dwg 514264-303	1	
- 13	514267-4	B	TERMINAL, Lug type	1	
- 14	RCR07G102JR	B	RESISTOR (used in early configurations)	1	
	RCR20G120JR	B	RESISTOR (used in later configurations)	1	
- 15	2N5301	B	TRANSISTOR, NPN, high power (04713) spec dwg 515344-1 (used in early configurations)	1	
	SJ6738H	B	TRANSISTOR, NPN, high power (04713) spec dwg 515416-1 (used in later configurations)	1	
	MS35206-231	B	ATTACHING PARTS SCREW	2	
	MS27183-5	B	WASHER	2	
	MS35338-41	B	WASHER	1	
	MS35649-262	B	NUT ----*----	2	
- 16	495320	B	MOUNTING PAD, Electronic component (02735) spec dwg 507292-1	1	
- 17	495334-7	B	WASHER, Shouldered (02735) spec dwg 507292-3	2	
- 18	2102-06-03	B	TERMINAL, Lug type (78189) spec dwg 514267-2	1	
	8004584G1	B	HEATSINK ASSEMBLY, Regulator	1	
- 19	MS21209C0815	C	INSERT	4	
- 20	8004584-1	C	HEATSINK	1	
11-	8004530G1	A	POWER SUPPLY (see figure 2 for NHA)	REF	
- 1	8004630-1	B	COVER	1	
	MS35206-230	B	ATTACHING PARTS SCREW	4	
	MS35338-41	B	WASHER	4	
	MS27183-6	B	WASHER ----*----	4	
- 2	8004716-2	B	STRAP, Jumper, terminal board	3	
- 3	37308-722	B	TERMINAL BOARD, Molded, barrier (98410) spec dwg 514270-4	1	
	JN031479-4	B	TERMINAL BOARD, Molded, barrier (75382) spec dwg 514270-4 (alternate part for 37308-722 in later configurations)	1	
	MS35206-231	B	ATTACHING PARTS SCREW ----*----	2	
- 4	37308-682	B	TERMINAL BOARD, Molded, barrier (98410) spec dwg 514270-3	1	
	JN031479-3	B	TERMINAL BOARD, Molded, barrier (75382) spec dwg 514270-3 (alternate part for 37308-682 in later configurations)	1	

Section II
Group Assembly Parts List

T.O. 31R2-2GRT-104
NAVELEX 0967-LP-429-5020

FIGURE AND INDEX NUMBER	PART NUMBER	I N D E N T	DESCRIPTION	UNITS PER ASSY	USABLE ON CODE
11-	MS35206-231	B	ATTACHING PARTS SCREW ----*----	2	
	8004629G1	B	PLATE ASSEMBLY, Mounting ATTACHING PARTS	1	
	MS35206-228	B	SCREW	5	
	MS27183-6	B	WASHER ----*----	2	
- 5	S0S632-18	C	STANDOFF, Threaded (46384) spec dwg 505127-64	4	
- 6	56LN056C	C	NUT, Self-locking, clinch (86577) spec dwg 508566-3	4	
- 7	8004629-1	C	PLATE, Mounting	1	
- 8	8004838-1	B	STRAP, Ground	1	
- 9	JAN1N1202A	B	SEMICONDUCTOR DEVICE, Diode ATTACHING PARTS	5	
	AN960-10L	B	WASHER	10	
	MS35333-39	B	WASHER	5	
	MS25082-3	B	NUT ----*----	5	
- 10	DF6C	B	INSULATOR, Electrical (02735) spec dwg 507293-1	10	
	512277-1	B	BUSHING, Sleeve	5	
- 11	MS35431-8	B	LUG, Terminal, locking	5	
	8004628G1	B	HEATSINK ASSEMBLY, Power supply ATTACHING PARTS	1	
	MS35206-248	B	SCREW	4	
	MS27183-7	B	WASHER	4	
	MS35338-42	B	WASHER	4	
	MS35649-282	B	NUT ----*----	4	
- 12	MS21209C0815	C	INSERT	2	
- 13	8004628-1	C	HEATSINK	1	
	8004534G1	B	STRAP ASSEMBLY, Capacitor ATTACHING PARTS	2	
	MS35190-237	B	SCREW	4	
	MS27183-6	B	WASHER	4	
	MS35338-41	B	WASHER	4	
	MS35649-262	B	NUT ----*----	4	
- 14	8004534-2	C	RUBBER STRIP	1	
- 15	8004534-1	C	CLAMP, Capacitor	1	
- 16	36D7032	B	CAPACITOR, Fixed, electrolytic, 5600 uf, plus 100 pct minus 10 pct, 50 wdvc (56289) spec dwg 501178-5	1	
-	FAH5759V	B	CAPACITOR, Fixed, electrolytic, 5600 uf, plus 100 pct minus 10 pct, 50 wvdc (09023) spec dwg 501178-5 (alternate part in later configurations) ATTACHING PARTS	1	
	MS51958-60	B	SCREW (added in later configurations)	2	
	81410-10	B	TERMINAL, Lug, locking (83330) spec dwg 8102535-4 (added in later configurations) ----*----	2	
- 17	BB837-10T	B	TERMINAL, Lug, crimp (98410) spec dwg 514271-4 (use until exhausted, replaced by BB937-10T in later configurations)	2	
	BB937-10T	B	TERMINAL, Lug, crimp (98410) spec dwg 514271-4 (vendor changed part in later configurations)	2	
	8004702G1	B	BRACKET, Mounting ATTACHING PARTS	1	
	MS35206-244	B	SCREW	2	
	MS27183-7	B	WASHER	2	
	MS35338-42	B	WASHER	2	
	MS35649-282	B	NUT ----*----	2	

FIGURE AND INDEX NUMBER	PART NUMBER	IDENT	DESCRIPTION	UNITS PER ASSY	USABLE ON CODE
11- 18	56LN056C	C	NUT, Self-locking, clinch (86577) spec dwg 508566-3	1	
- 19	8004702-1	C	BRACKET, Mounting	1	
- 20	CK06BX104K	B	CAPACITOR	1	
- 21	9317	B	TRANSFORMER, Power, step-down (50508) spec dwg 515318-1	1	
	MS35206-244	B	ATTACHING PARTS		
	MS27183-7	B	SCREW	4	
	MS35338-42	B	WASHER	4	
	MS35649-282	B	WASHER	4	
		B	NUT	4	
			----*----		
- 22	8004608G1	B	CHASSIS, Electrical equipment	1	
- 23	56LN093C	C	NUT, Self-locking, clinch (86577) spec dwg 508566-6	4	
	8004608G2	C	CHASSIS	1	
12-	8004890G1	A	AMPLIFIER, Driver/Power, RF, UHF (see figure 2 for NHA)	REF	ACDI
- 1	8004904-1	B	COVER	1	
	MS35206-226	B	ATTACHING PARTS		
	MS27183-5	B	SCREW	4	
	MS35338-41	B	WASHER	4	
		B	WASHER	4	
			----*----		
- 2	515337-1	B	TRANSISTOR, NPN, silicon	2	
	MS35338-42	B	ATTACHING PARTS		
		B	WASHER	2	
			----*----		
- 3	CK60BX2R2K	B	CAPACITOR (value selected at test, tailor point for C48 and C49 in early configurations, C49 deleted in later configurations, alternate part 501240-1)	1	
	CK60BX3R3K	B	CAPACITOR (value selected at test, tailor point for C48 and C49 in early configurations, C49 deleted in later configurations, alternate part 501240-4)	1	
	CK60BX4R7K	B	CAPACITOR (value selected at test, tailor point for C48, C49, C52, C53, C54, and C56 in earliest configurations. C58 added in early configurations, C49, C52, C53, C54, C56 and C58 deleted in later configurations)	1	
	CK60BX6R8K	B	CAPACITOR (value selected at test, tailor point for C49, C52, C53, C54 and C56 in earliest configurations, C58 added in early configurations, C49, C52, C53, C54, C56 and C58 deleted in later configurations)	1	
	CK60BX100K	B	CAPACITOR (value selected at test, tailor point for C52, C53, C54 and C56 in earliest configurations, C58 added in early configurations, C52, C53, C54, C56 and C58 deleted in later configurations)	1	
	CD60BX150K	B	CAPACITOR (value selected at test, tailor point for C52, C53, C54 and C56 in earliest configurations. C58 added in early configurations, C52, C53, C54, C56 and C58 deleted in later configurations)	1	
- 4	MS245N	B	RESISTOR, Fixed, film, 180 ohms, 5%, 4.0 w (19647) spec dwg 509457-1 (tailor point added in later configurations)	1	
- 5	515332-1	B	TRANSISTOR, NPN, silicon	1	
	MS35338-42	B	ATTACHING PARTS		
		B	WASHER	1	
			----*----		
- 6	8006159-1	B	COIL (select value at test, tailor point for Z4, added in early configurations, deleted in later configurations)	1	

Section II
Group Assembly Parts List

T.O. 31R2-2GRT-104
NAVELEX 0967-LP-429-5020

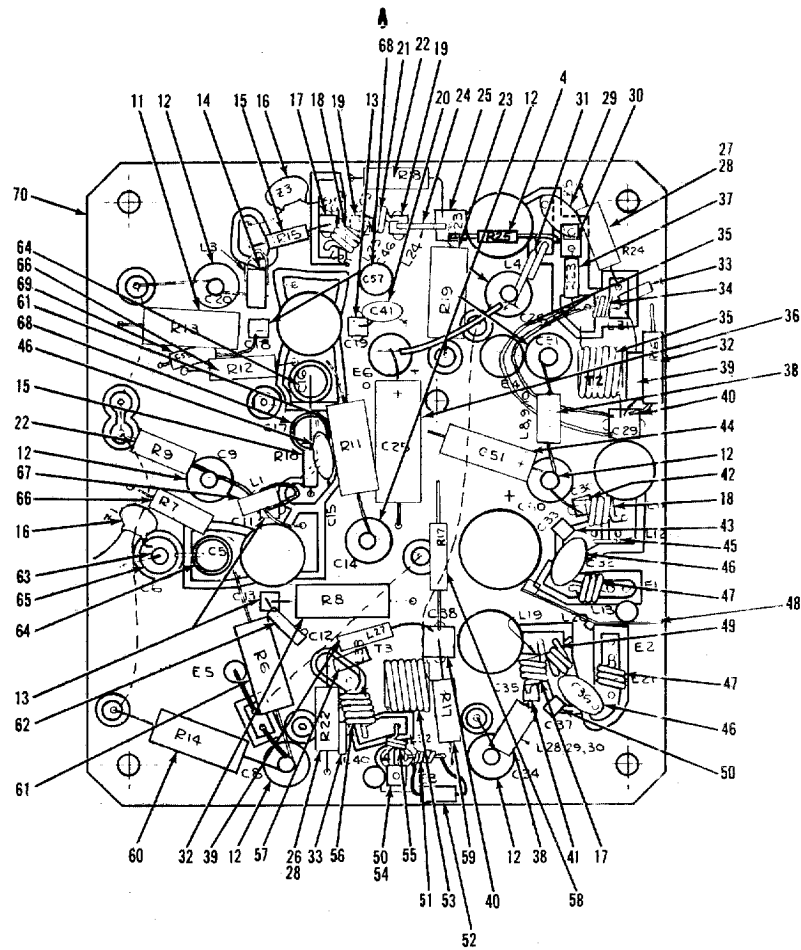
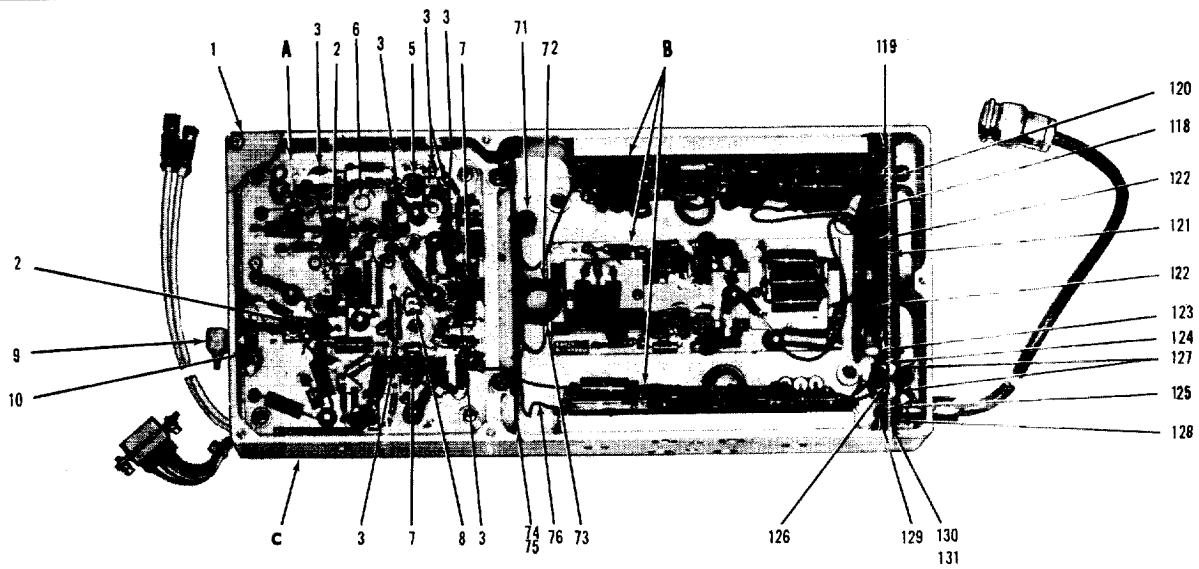


Figure 12. Amplifier, Driver/Power, RF, UHF (Sheet 1 of 2)

FIGURE AND INDEX NUMBER	PART NUMBER	IDENT	DESCRIPTION	UNITS PER ASSY	USABLE ON CODE
12-	8006159-2	B	COIL (select value at test, tailor point for Z4, added in early configurations, deleted in later configurations)	1	
	8006159-3	B	COIL (select value at test, tailor point for Z4, added in early configurations, deleted in later configurations)	1	
	8006159-4	B	COIL (select value at test, tailor point for Z4, added in early configurations, deleted in later configurations)	1	
	8006159-5	B	COIL (select value at test, tailor point for Z4, added in early configurations, deleted in later configurations)	1	
- 7	515338-1	B	TRANSISTOR, NPN, silicon	2	
	MS35338-42	B	ATTACHING PARTS WASHER -----*	2	
- 8	8102535-1	B	LUG, Terminal, locking	1	
	MS35206-213	B	ATTACHING PARTS SCREW -----*	1	
- 9	700063	B	CONNECTOR, Receptacle, electrical (16733) spec	1	
	50-047-0000	B	dwg 502060-1 CONNECTOR, Receptacle, electrical (98291) spec dwg 502060-1 (alternate part in later configurations)	1	
	MS35338-43	B	ATTACHING PARTS WASHER (added in later configurations) -----*	1	
- 10	8006115-1	B	STRAP, Ground	1	
	8004936G1	B	CIRCUIT CARD ASSEMBLY, Driver, UHF	1	
	MS35206-213	B	ATTACHING PARTS SCREW	5	
	MS27183-3	B	WASHER	5	
	MS35338-40	B	WASHER -----*	5	
- 11	RCR32G270JR	C	RESISTOR	1	
- 12	5601-1	C	CAPACITOR, Fixed, ceramic dielectric, 1000 pf, plus 100 pct minus 0 pct @ 1 khz, 2 vrms, 25 degrees c, 500 wvdc (00656) spec dwg 501171-1 (used in early configurations)	8	
	54-803-012	C	CAPACITOR, Fixed, ceramic dielectric, 1000 pf, plus 100 pct minus 0 pct @ 1 khz, 2 vrms, 25 degrees c, 500 wvdc (33095) spec dwg 501171-1 (used in later configurations)	8	
- 13	VK11CX331K	C	CAPACITOR, Fixed, ceramic dielectric, wafer chip, leadless, 330 pf, porm 10 pct (95275) spec dwg 501365-19	4	
- 14	8003244G5	C	COIL, Collector	1	
- 15	RCR07G470JR	C	RESISTOR	2	
- 16	CK60BX6R8K	C	CAPACITOR (alternate part 501240-10)	2	
- 17	VK11CX270K	C	CAPACITOR, Fixed, ceramic dielectric, wafer chip, leadless, 27 pf, porm 10 pct (95275) spec dwg 501365-6	1	
- 18	8005646-1	C	COIL, 20 nh	3	
- 19	8310-004COG0220J	C	CAPACITOR, Fixed, ceramic dielectric, 22 pf, porm 5 pct, 50 vdc (18796) spec dwg 501195-6 (vendor changed part number to 8300-004COG0220J in later configurations)	2	
	8300-004COG0220J	C	CAPACITOR, Fixed, ceramic dielectric, 22 pf, porm 5 pct, 50 vdc (18796) spec dwg 501195-6 (used in later configurations)	2	
- 20	CK60AW102M	C	CAPACITOR (alternate part 501240-58)	1	

Section II
Group Assembly Parts List

T.O. 31R2-2GRT-104
NAVELEX 0967-LP-429-5020

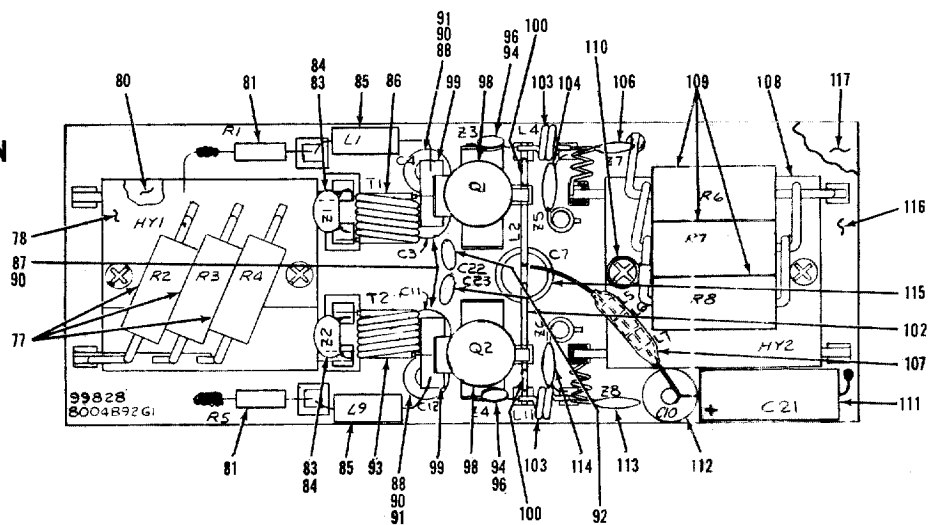
FIGURE AND INDEX NUMBER	PART NUMBER	IDENT	DESCRIPTION	UNITS PER ASSY	USABLE ON CODE
12- 21	8005613-1	C	COIL, 15 nh	1	
- 22	RCR20G330JR	C	RESISTOR	2	
- 23	RCR32G222JR	C	RESISTOR	1	
- 24	8006088-2	C	COIL	1	
- 25	8300-006COG0820J	C	CAPACITOR, Fixed, ceramic dielectric, 82 pf, porm 5 pct, 50 vdc (18796) spec dwg 501195-16	1	
- 26	RCR07G5R6JR	C	RESISTOR (used in early configurations)	1	
	EB10G1	C	RESISTOR, Fixed, composition, 1/2w, 1 ohm, porm 10 pct (01121) spec dwg 509405-1 (used in later configurations)	1	
- 27	EB10G1	C	RESISTOR, Fixed, composition, 1/2w, 1 ohm, porm 10 pct (01121) spec dwg 509405-1 (added in later configurations)	1	
- 28	RCR07G101JR	C	RESISTOR (used in early configurations, parts deleted in later configurations)	2	
- 29	CK608X100K	C	CAPACITOR (alternate part 501240-13)	1	
- 30	VK11CX100K	C	CAPACITOR, Fixed, ceramic dielectric, wafer chip, leadless, 10 pf, porm 10 pct (95275) spec dwg 501365-1 (used in early configurations, part deleted in later configurations)	1	
- 31	8005643G1	C	COIL, RF (used in early configurations)	1	
	8006782-1	C	COIL, RF (used in later configurations)	1	
- 32	RCR32G390JR	C	RESISTOR (R16 deleted in later configurations)	2	
- 33	CM04ED560J03	C	CAPACITOR (used in early configurations, parts deleted in later configurations)	2	
- 34	8006783-1	C	COIL, RF (used in later configurations)	1	
- 35	8006761G1	C	COIL, Transformer (T2 consists of 8006761G1 and 8006761G2, used in early configurations, parts deleted in later configurations)	1	
	8006761G2	C	COIL, Transformer (T2 consists of 8006761G1 and 8006761G2, used in early configurations, parts deleted in later configurations)	1	
	8006773-1	C	COIL, Transformer (added in later configurations)	1	
- 36	M39003-01-2306	C	CAPACITOR	1	
- 37	RCR07G2R7JS	C	RESISTOR (added in later configurations)	1	
- 38	56-590-65-3B	C	SHIELD, RF interference, bead type (02114) spec dwg 512134-1	6	
- 39	MS75008-21	C	COIL (used in early configurations, parts deleted in later configurations)	2	
- 40	8300-006COG0910J	C	CAPACITOR, Fixed, ceramic dielectric, 91 pf, porm 5 pct, 50 vdc (18796) spec dwg 501195-1 (used in early configurations)	2	
	8300-006COG0820J	C	CAPACITOR, Fixed, ceramic dielectric, 82 pf, porm 5 pct, 50 vdc (18796) spec dwg 501195-16 (used in later configurations)	2	
- 41	ATC200B10-4MC	C	CAPACITOR, Chip, ceramic dielectric, 0.1 uf, porm 20 pct, 50 wvdc (29990) spec dwg 501196-120 (use until exhausted, vendor changed part number in later configurations)	1	
	ATC200B10-4MPX	C	CAPACITOR, Chip, ceramic dielectric, 0.1 uf, porm 20 pct, 50 wvdc (29990) spec dwg 501196-120 (vendor part number changed in later configurations)	1	
	18125C104MA2060	C	CAPACITOR, Chip, ceramic dielectric, 0.1 uf, porm 20 pct, 50 wvdc (04222) spec dwg 501196-120 (alternate part in later configurations)	1	
- 42	VK11CX102K	C	CAPACITOR, Fixed, ceramic dielectric, wafer chip, leadless, 1000 pf, porm 10 pct, 50 wvdc (95275) spec dwg 501365-25 (used in early configurations)	1	
	ATC200B10-4MC	C	CAPACITOR, Chip, ceramic dielectric, 0.1 uf, porm 20 pct, 50 wvdc (29990) spec dwg 501196-120 (used in later configurations, use until exhausted, vendor changed part number in latest configurations)	1	

FIGURE AND INDEX NUMBER	PART NUMBER	IDENT	DESCRIPTION	UNITS PER ASSY	USABLE ON CODE
12-	ATC200B10-4MPX	C	CAPACITOR, Chip, ceramic dielectric, 0.1 uf, porm 20 pct, 50 wvdc (29990) spec dwg 501196-120 (vendor part number changed in later configurations)	1	
	18125C104MA2060	C	CAPACITOR, Chip, ceramic dielectric, 0.1 uf, porm 20 pct, 50 wvdc (04222) spec dwg 501196-120 (alternate part in later configurations)	1	
- 43	ATC101B12-OJC	C	CAPACITOR, Chip, porcelain dielectric, 12 pf, porm 5 pct, 500 wvdc (29990) spec dwg 501196-60 (used in early configurations)	1	
	ATC101B18-OJC	C	CAPACITOR, Chip, porcelain dielectric, 18 pf, porm 5 pct, 500 wvdc (29990) spec dwg 501196-64 (used in later configurations, use until exhausted, vendor changed part number in latest configurations)	1	
	ATC101B18-0CPX	C	CAPACITOR, Chip, porcelain dielectric, 18 pf, porm 5 pct, 500 wvdc (29990) spec dwg 501196-64 (vendor part number changed in latest configurations)	1	
	C17AH180J500TL	C	CAPACITOR, Chip, porcelain dielectric, 18 pf, porm 5 pct, 500 wvdc (55153) spec dwg 501196-64 (alternate part in latest configurations)	1	
	MA28180J-05	C	CAPACITOR, Chip, porcelain dielectric, 18 pf, porm 5 pct, 500 wvdc (73899) spec dwg 501196-64 (alternate part in latest configurations)	1	
- 44	M39003-01-2368	C	CAPACITOR	1	
- 45	8004915-1	C	COIL (used in early configurations)	1	
	8006781-1	C	COIL (used in later configurations)	1	
- 46	CK608X150K	C	CAPACITOR (alternate part 501240-16)	3	
- 47	8005647-1	C	COIL, 20 nh	2	
- 48	8007539-1	C	SHIELD, RF (added in later configurations)	1	
- 49	8004915-1	C	COIL	1	
- 50	ATC101B10-OJC	C	CAPACITOR, Chip, porcelain dielectric, 10 pf, porm 5 pct, 500 wvdc (29990) spec dwg 501196-58 (C40 deleted in later configurations, use until exhausted, vendor changed part numbers in latest configurations)	2	
	ATC101B10-0CPX	C	CAPACITOR, Chip, porcelain dielectric, 10 pf, porm 5 pct, 500 wvdc (29990) spec dwg 501196-58 (vendor part number changed in latest configurations)	2	
	C17AH100J500TL	C	CAPACITOR, Chip, porcelain dielectric, 10 pf, porm 5 pct, 500 wvdc (55153) spec dwg 501196-58 (alternate part in latest configurations)	2	
	MA28100J-05	C	CAPACITOR, Chip, porcelain dielectric, 10 pf, porm 5 pct, 500 wvdc (73899) spec dwg 501196-58 (alternate part in latest configurations)	2	
- 51	8005647-2	C	INDUCTOR (used in early configurations, part deleted in later configurations)	1	
- 52	RCR07G221JR	C	RESISTOR (used in early configurations, part deleted in later configurations)	1	
- 53	8006143G1	C	COIL, Transformer (T3 consists of 8006143G1 and 8006143G3, used in early configurations, parts deleted in later configurations)	1	
	8006143G3	C	COIL, Transformer (T3 consists of 8006143G1 and 8006143G3, used in early configurations, parts deleted in later configurations)	1	
	8006773-2	C	COIL, Transformer (added in later configurations)	1	
- 54	ATC101B15-OJC	C	CAPACITOR, Chip, porcelain dielectric, 15 pf, porm 5 pct, 500 vdc (29990) spec dwg 501196-62 (added in later configurations, use until exhausted, vendor changed part numbers in latest configurations)	1	
	ATC101B15-0CPX	C	CAPACITOR, Chip, porcelain dielectric, 15 pf, porm 5 pct, 500 wvdc (29990) spec dwg 501196-62 (vendor part number changed in latest configurations)	1	

Section II
Group Assembly Parts List

T.O. 31R2-2GRT-104
 NAVELEX 0967-LP-429-5020

B
LATER
CONFIGURATION



B
EARLY
CONFIGURATION

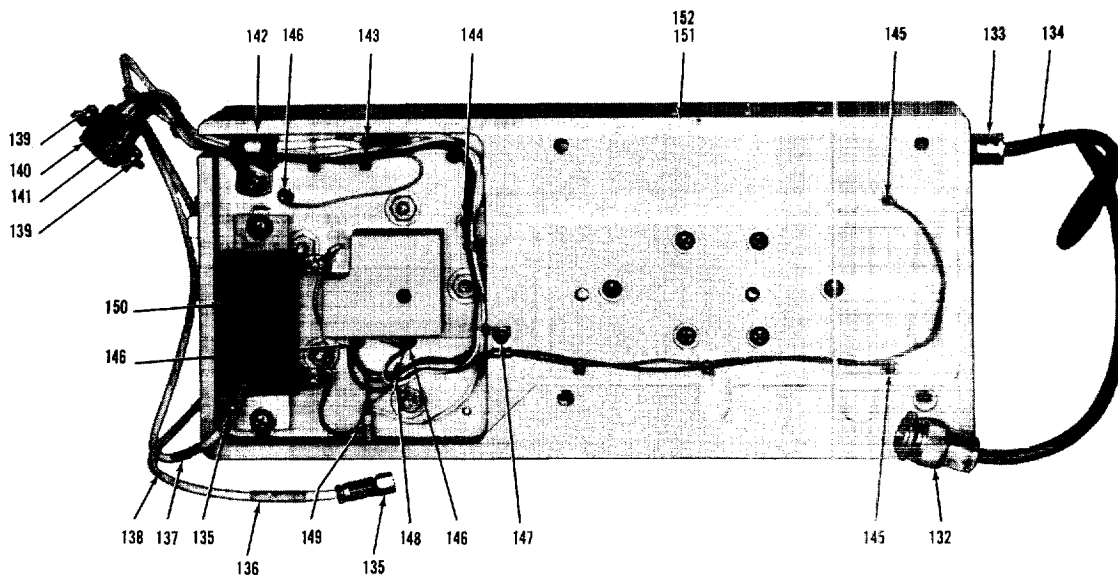
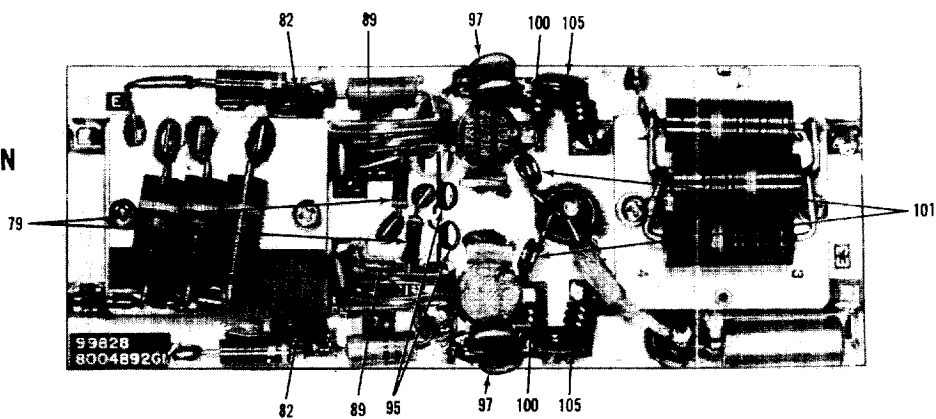


Figure 12. Amplifier, Driver/Power, RF, UHF (Sheet 2 of 2)

FIGURE AND INDEX NUMBER	PART NUMBER	INDEX	DESCRIPTION	UNITS PER ASSY	USABLE ON CODE
12-	C17AH150J500TL	C	CAPACITOR, Chip, porcelain dielectric, 15 pf, porm 5 pct, 500 wvdc (55153) spec dwg 501196-62 (alternate part in latest configurations)	1	
	MA28150J-05	C	CAPACITOR, Chip, porcelain dielectric, 15 pf, porm 5 pct, 500 wvdc (73899) spec dwg 501196-62 (alternate part in latest configurations)	1	
- 55	8006785-1	C	COIL (added in later configurations)	1	
- 56	8006784-1	C	COIL (added in later configurations)	1	
- 57	VK11CX472K	C	CAPACITOR, Fixed, ceramic dielectric, wafer chip, leadless, 4700 pf, porm 10 pct (95275) spec dwg 501365-33 (used in early configurations, part deleted in later configurations)	1	
- 58	RCR32G390JR	C	RESISTOR (used in earliest configurations)	1	
- 59	RCR20G100JS	C	RESISTOR (replaced 12-58 in early configurations)	1	
	RCR32G100JR	C	RESISTOR (used in later configurations)	1	
- 60	RCR32G100JR	C	RESISTOR	1	
- 61	RCR32G102JR	C	RESISTOR	2	
- 62	300-100W5R104K	C	CAPACITOR, Fixed, ceramic dielectric, 100,000 pf, porm 10 pct, 100 wvdc (51642) spec dwg 501170-12 (used in early configurations)	1	
	CK06BX104K	C	CAPACITOR (used in later configurations)	1	
- 63	8005648-1	C	INDUCTOR	1	
- 64	5502-0103	C	CAPACITOR, Fixed, ceramic dielectric, 68 pf, porm 5 pct, 500 wvdc (04222) spec dwg 501191-3	2	
- 65	5504-0012	C	CAPACITOR, Fixed, ceramic dielectric, 15 pf, porm 5 pct, 500 wvdc (04222) spec dwg 501191-4	1	
- 66	RCR20G331JR	C	RESISTOR	2	
- 67	8003244G8	C	COIL, Transformer	1	
- 68	5502-0101	C	CAPACITOR, Fixed, ceramic dielectric, 22 pf, porm 5 pct, 500 wvdc (04222) spec dwg 501191-1 (C57 deleted in later configurations)	2	
- 69	M39003-01-2283	C	CAPACITOR (added in later configurations, deleted in latest configurations)	1	
- 70	8004950-1	C	PRINTED WIRING BOARD	1	
	8004894G1	B	HYBRID	1	
	MS35206-226	B	ATTACHING PARTS SCREW	2	
	MS35338-41	B	WASHER	2	
			----*----		
- 71	RC42GF101J	C	RESISTOR	1	
- 72	8006092-1	C	CABLE, RF	1	
- 73	8006092-2	C	CABLE, RF	1	
	8004902G1	C	PRINTED WIRING BOARD	1	
- 74	8004909-1	D	BRACKET, Mounting	2	
	MS16535-133	D	ATTACHING PARTS RIVET	2	
			----*----		
- 75	8004902-1	D	PRINTED WIRING BOARD	1	
- 76	CA50047	B	CABLE, Coaxial (82413) spec dwg 413710-12	AR	
	8004892G1	B	AMPLIFIER, Power (source control dwg 500190-1)	3	
			ATTACHING PARTS		
	MS35206-227	B	SCREW	12	
	MS35206-228	B	SCREW	6	
	MS35338-41	B	WASHER	18	
			----*----		
	8005584G1	C	RESISTOR ASSEMBLY, Amplifier, power	1	
			ATTACHING PARTS		
	MS35206-207	C	SCREW	2	
	NA5620-2	C	WASHER	2	
	MS35338-39	C	WASHER	2	
			----*----		

Section II
Group Assembly Parts List

T.O. 31R2-2GRT-104
NAVELEX 0967-LP-429-5020

FIGURE AND INDEX NUMBER	PART NUMBER	I N D E X	DESCRIPTION	UNITS PER ASSY	USABLE ON CODE
12- 77	RC32GF151J	D	RESISTOR	3	
- 78	8005582-1	D	PRINTED WIRING BOARD	1	
- 79	RCR07G5R6JR	C	RESISTOR (used in early configurations, parts deleted in later configurations)	2	
- 80	QH902134A	C	HYBRID, RF, 2 way combiner (12457) spec dwg 504736-1	1	
- 81	RCR20G101JR	C	RESISTOR (used in early configurations)	2	
	RCR07G5R6JR	C	RESISTOR (used in later configurations)	2	
- 82	CM04ED560J03	C	CAPACITOR (used in early configurations, parts deleted in later configurations)	2	
- 83	CK608X150K	C	CAPACITOR (used in early configurations, parts deleted in later configurations)	2	
- 84	8005665G1	C	RESONATOR, L-C assembly (added in later configurations)	2	
- 85	MS18130-1	C	COIL	2	
- 86	8006143G1	C	COIL, Transformer (T1 consists of 8006143G1 and 8006143G2, used in early configurations, parts deleted in later configurations)	1	
	8006143G2	C	COIL, Transformer (T1 consists of 8006143G1 and 8006143G2, used in early configurations, parts deleted in later configurations)	1	
	8006773-1	C	COIL, Transformer (added in later configurations)	1	
- 87	5502-0102	C	CAPACITOR, Fixed, ceramic dielectric, 50 pf, porm 5 pct, 500 wvdc (04222) spec dwg 501191-2 (used in early configurations, parts deleted in later configurations)	2	
- 88	5502-0101	C	CAPACITOR, Fixed, ceramic dielectric, 22 pf, porm 5 pct, 500 wvdc (04222) spec dwg 501191-1 (used in early configurations, parts deleted in later configurations)	2	
- 89	VK11CX102K	C	CAPACITOR, Fixed, ceramic dielectric, wafer chip, leadless, 1000 pf, porm 10 pct (95275) spec dwg 501365-25 (used in early configurations, parts deleted in later configurations)	2	
- 90	501191-9	C	CAPACITOR, Fixed, ceramic dielectric, 43 pf, porm 5 pct, 500 wvdc (added in later configurations)	4	
- 91	5502-0123	C	CAPACITOR, Fixed, ceramic dielectric, 38 pf, porm 5 pct, 500 wvdc (04222) spec dwg 501191-7 (used in third version of a later configuration)	2	
- 92	CK608X100K	C	CAPACITOR, Fixed, ceramic dielectric, 10 pf, porm 10 pct, 1000 wvdc (04222) (used in third version of a later configuration)	2	
- 93	8006143G1	C	COIL, Transformer (T2 consists of 8006143G1 and 8006143G2, used in early configurations)	1	
	8006143G2	C	COIL, Transformer (T2 consists of 8006143G1 and 8006143G2, used in early configurations)	1	
	8006773-2	C	COIL, Transformer (added in later configurations)	1	
- 94	CK608X6R8K	C	CAPACITOR (used in early configurations, parts deleted in later configurations)	2	
- 95	CK608X100K	C	CAPACITOR (used in early configurations, parts deleted in later configurations)	2	
- 96	8005666-1	C	CAPACITOR (added in later configurations)	2	
- 97	CK608X4R7K	C	CAPACITOR (used in early configurations, parts deleted in later configurations)	2	
- 98	515338-1	C	TRANSISTOR, NPN, silicon	2	
	MS25082-2	C	ATTACHING PARTS NUT (used in early configurations, deleted in later configurations)	2	
	MS35333-38	C	WASHER	2	
- 99	8005629-1	C	---*--- SHORTING STRAP (used in early configurations, deleted in later configurations)	2	

FIGURE AND INDEX NUMBER	PART NUMBER	IDENT	DESCRIPTION	UNITS PER ASSY	USABLE ON CODE
12-100	8005613-1	C	COIL, RF (used in early configurations)	2	
	8006088-4	C	RESONANT, L-C (used in early configurations, deleted in later configurations)	2	
-101	8005612-1	C	COIL, RF (used in early configurations, parts deleted in later configurations)	2	
-102	8006774-1	C	INDUCTOR (added in later configurations)	1	
-103	8005590-1	C	COIL, 20 nh	2	
-104	8005666-3	C	RESONANT, L-C (added in later configurations)	1	
-105	OM04CD120J03	C	CAPACITOR (used in early configurations, parts deleted in later configurations)	2	
-106	8005666-6	C	RESONANT, L-C (added in later configurations)	1	
-107	56-590-65-3B	C	SHIELD, RF interference, bead type (02114) spec dwg 512134-1	3	
-108	QH902134A	C	HYBRID, RF, 2 way combiner (12457) spec dwg 504736-1	1	
			ATTACHING PARTS		
	MS35206-206	C	SCREW	2	
	MS35338-39	C	WASHER	2	
			----*----		
-109	RC42GF151J	C	RESISTOR	3	
-110	598	C	TERMINAL, Lug type (79963) spec dwg 514260-4	1	
-111	M39003-01-2306	C	CAPACITOR	1	
-112	5601-1	C	CAPACITOR, Fixed, ceramic dielectric, 1000 pf, plus 100 pct minus 0 pct @ 1 kHz, 2 vrms, 25 degrees c, 500 wvdc (00656) spec dwg 501171-1 (used in early configurations)	1	
	54-803-012	C	CAPACITOR, Fixed, ceramic dielectric, 1000 pf, plus 100 pct minus 0 pct @ 1 kHz, 2 vrms, 25 degrees c, 500 wvdc (33095) spec dwg 501171-1 (used in later configurations)	1	
-113	8005666-5	C	RESONANT, L-C (added in later configurations)	1	
-114	8005666-4	C	RESONANT, L-C (added in later configurations)	1	
-115	5601-1	C	CAPACITOR, Fixed, ceramic dielectric, 1000 pf, plus 100 pct minus 0 pct @ 1 kHz, 2 vrms, 25 deg c, 500 wvdc (00656) spec dwg 501171-1 (used in early configurations)	1	
	501191-8	C	CAPACITOR, Fixed, ceramic dielectric, 10 pf, porm 10 pct, 500 wvdc (used in later configurations)	1	
-116	8004898-1	C	PRINTED WIRING BOARD	1	
-117	8004887-1	C	HEAT SINK	1	
	8004893G1	B	HYBRID/DETECTOR ASSEMBLY	1	
			ATTACHING PARTS		
	MS35206-226	B	SCREW	2	
	MS35338-41	B	WASHER	2	
			----*----		
-118	8004926G1	C	CABLE, RF	1	
-119	8004924-1	C	CABLE, RF	1	
-120	8004923-1	C	CABLE, RF	1	
-121	8004925-1	C	CABLE, RF	1	
-122	RC42GF750J	C	RESISTOR	6	
-123	SE099E01	C	TERMINAL	1	
			ATTACHING PARTS		
	MS35649-242	C	NUT	1	
	MS27183-3	C	WASHER	1	
	MS35338-40	C	WASHER	1	
			----*----		
-124	RCR07G122JR	C	RESISTOR (used in early configurations, deleted in later configurations)	1	
	RCR07G561JR	C	RESISTOR (used in later configurations)	1	
-125	5082-8906	C	SEMICONDUCTOR DEVICE, Diode, hot carrier (28480) spec dwg 511785-1	1	
-126	RCR07G222JR	C	RESISTOR	1	

Section II
Group Assembly Parts List

T.O. 31R2-2GRT-104
NAVELEX 0967-LP-429-5020

FIGURE AND INDEX NUMBER	PART NUMBER	I N D E N T	DESCRIPTION	UNITS PER ASSY	USABLE ON CODE
12-127	5601-1	C	CAPACITOR, Fixed, ceramic dielectric, 1000 pf, plus 100 pct minus 0 pct @ 1 kHz, 2 vrms, 25 degrees c, 500 wvdc (00656) spec dwg 501171-1 (used in early configurations)	2	
	54-803-012	C	CAPACITOR, Fixed, ceramic dielectric, 1000 pf, plus 100 pct minus 0 pct @ 1 kHz, 2 vrms, 25 deg c, 500 wvdc (33095) spec dwg 501171-1 (used in later configurations)	2	
-128	RCR07G562JR	C	RESISTOR	1	
-129	RCR07G391JR	C	RESISTOR (added in later configurations)		
	8004900G1	C	PRINTED WIRING BOARD	1	
-130	8004909-1	D	BRACKET, Mounting	2	
	MS16535-133	D	ATTACHING PARTS		
		D	RIVET	2	
			----*----		
-131	8004900-1	D	PRINTED WIRING BOARD	1	
-132	KA51-03	B	CONNECTOR, Plug, electrical (91836) spec dwg 502082-6 (use until exhausted, vendor changed part number)	1	
	KA59-191	B	CONNECTOR, Plug, electrical (91836) spec dwg 502082-6 (used in later configurations)	1	
-133	8006114-1	B	TERMINATION, Coaxial cable (used in early configurations)	1	
	100Y5070B55	B	TERMINATION, Coaxial cable (94375) spec dwg 514286-1 (used in later configurations)	1	
-134	RG142BU	B	CABLE, RF	AR	
-135	UG1465U	B	CONNECTOR	2	
-136	516665-7	B	MARKER, Tubing, heat shrinkable	1	
-137	516665-8	B	MARKER, Tubing, heat shrinkable	1	
-138	501197-1	B	CABLE, RF	AR	
-139	D20419	B	RETAINER, Electrical connector (71468) spec dwg 502056-301	2	
	318-15-99-056	B	RETAINER, Electrical connector (71785) spec dwg 502056-301 (alternate part in later configurations)	2	
-140	030-1952-000	B	CONTACT, Electrical (71468) spec dwg 502056-401	8	
	403-30-15-119-410	B	CONTACT, Electrical (71785) spec dwg 502056-401 (alternate part in later configurations)	8	
-141	DEC9PFO	B	CONNECTOR, Receptacle, electrical (71468) spec dwg 502056-101 (use until exhausted, vendor changed part numbers in later configurations)	1	
	DEU9PFO	B	CONNECTOR, Receptacle, electrical (71468) spec dwg 502056-101 (alternate part used in later configurations)	1	
	234-09-11-100	B	CONNECTOR, Receptacle, electrical (71785) spec dwg 502056-101 (alternate part in later configurations)	1	
-142	MS25281R4	B	CLAMP	1	
	MS35206-228	B	ATTACHING PARTS		
	MS27183-5	B	SCREW	1	
	MS35338-41	B	WASHER	1	
		B	WASHER	1	
			----*----		
-143	8102535-2	B	LUG, Terminal, locking	1	
	MS35206-225	B	ATTACHING PARTS		
		B	SCREW	1	
			----*----		
-144	8006123-1	B	ADAPTER	2	
	MS35333-39	B	ATTACHING PARTS		
		B	WASHER	2	
			----*----		
-145	8006104-1	B	FILTER, EMI, lowpass (used in early configurations)	2	
	51712011	B	FILTER, EMI, lowpass, feed-thru (33095) spec dwg 501175-2 (used in later configurations)	2	

FIGURE AND INDEX NUMBER	PART NUMBER	I N D E N T	DESCRIPTION	UNITS PER ASSY	USABLE ON CODE
12-	MS35338-42	B	ATTACHING PARTS WASHER ----*----	5	
-146	51712001	B	FILTER, EMI, lowpass, feed-thru, 1500 pf, 200 wvdc (33095) spec dwg 501175-1	3	
	1250-237	B	FILTER, EMI, lowpass, feed-thru, 1500 pf, 200 wvdc (72982) spec dwg 501175-1 (alternate part for 51712001 in later configurations)	3	
-147	8006064-1	B	CLAMP, Cable	1	
	MS35206-212	B	ATTACHING PARTS SCREW	1	
	MS35338-40	B	WASHER ----*----	1	
-148	RCR07G334JR	B	RESISTOR	1	
-149	SE109D01	B	TERMINAL	1	
	MS35206-213	B	ATTACHING PARTS SCREW	1	
	MS35338-40	B	WASHER ----*----	1	
-150	RW21V4R7	B	RESISTOR	1	
	MS35206-246	B	ATTACHING PARTS SCREW	2	
	MS35338-42	B	WASHER ----*----	2	
-151	8004905G1	B	CHASSIS, Electrical equipment	1	
-152	MS21209F1-15	C	INSERT	7	
	8004905-1	C	HOUSING, Driver	1	

Section II
Group Assembly Parts List

T.O. 31R2-2GRT-104
NAVELEX 0967-LP-429-5020




Figure 13. Amplifier, Driver/Power, RF, VHF (Sheet 1 of 2)

FIGURE AND INDEX NUMBER	PART NUMBER	I N D E N T	DESCRIPTION	UNITS PER ASSY	USABLE ON CODE
13-	8006081G1	A	AMPLIFIER, Driver/Power, RF, VHF (see figure 2 for NHA)	REF	BEFJ
- 1	8004904-1	B	COVER	1	
	MS35206-226	B	ATTACHING PARTS SCREW	4	
	MS27183-5	B	WASHER	4	
	MS35338-41	B	WASHER	4	
- 2	700063	B	CONNECTOR, Receptacle, electrical (16733) spec dwg 502060-1	1	
	50-047-0000	B	CONNECTOR, Receptacle, electrical (98291) spec dwg 502060-1 (alternate part in later configurations)	1	
	MS35338-43	B	ATTACHING PARTS WASHER (added in later configurations)	1	
- 3	8006160-1	B	INDUCTOR, Resistor (selected value at test, tailor point, Z2 added in later configurations)	1	
	8006160-2	B	INDUCTOR, Resistor (selected value at test, tailor point, Z2 added in later configurations)	1	
	8006160-3	B	INDUCTOR, Resistor (selected value at test, tailor point, Z2 added in later configurations)	1	

FIGURE AND INDEX NUMBER	PART NUMBER	I N D E N T	DESCRIPTION	UNITS PER ASSY	USABLE ON CODE
13-	8006160-4	B	INDUCTOR, Resistor (selected value at test, tailor point, Z2 added in later configurations)	1	
	8006160-5	B	INDUCTOR, Resistor (selected value at test, tailor point, Z2 added in later configurations)	1	
- 4	515337-1	B	TRANSISTOR, NPN, silicon	1	
	MS35338-42	B	ATTACHING PARTS WASHER ----*----	1	
- 5	511810-1	B	TRANSISTOR, NPN, RF power	1	
	MS35338-42	B	ATTACHING PARTS WASHER ----*----	1	
- 6	511824-2	B	TRANSISTOR, NPN, RF power	1	
	MS35338-42	B	ATTACHING PARTS WASHER ----*----	1	
	8006070G1	B	CIRCUIT CARD ASSEMBLY, Driver, VHF	1	
	MS35206-213	B	ATTACHING PARTS SCREW	5	
	MS27183-3	B	WASHER	5	
	MS35338-40	B	WASHER ----*----	5	
- 7	300-100W5R104K	C	CAPACITOR, Fixed, ceramic dielectric, 100,000 pf porm 10 pct, 100 wvdc (51642) spec dwg 501170-12 (used in early configurations)	2	
	CK06BX104K	C	CAPACITOR (used in later configurations)	2	
- 8	8006089G2	C	COIL ASSEMBLY	1	
- 9	RCR07G201JR	C	RESISTOR	2	
- 10	ATC101B33-1JC	C	CAPACITOR, Chip, porcelain dielectric, 330 pf, porm 5 pct, 200 wvdc (29990) spec dwg 501196-94 (use until exhausted, vendor changed part number in later configurations)	1	
	ATC101B33-1JPX	C	CAPACITOR, Chip, porcelain dielectric, 330 pf, porm 5 pct, 200 wvdc (29990) spec dwg 501196-94 (vendor part number changed in latest configurations)	1	
	C17AH331J200TL	C	CAPACITOR, Chip, porcelain dielectric, 330 pf, porm 5 pct, 200 wvdc (55153) spec dwg 501196-94 (alternate part in latest configurations)	1	
	MA28331J-05	C	CAPACITOR, Chip, porcelain dielectric, 330 pf, porm 5 pct, 200 wvdc (73899) spec dwg 501196-94 (alternate part in latest configurations)	1	
- 11	ATC101B10-1JC	C	CAPACITOR, Chip, porcelain dielectric, 100 pf, porm 5 pct, 500 wvdc (29990) spec dwg 501196-82 (use until exhausted, vendor changed part number in later configurations)	1	
	ATC101B10-1JPX	C	CAPACITOR, Chip, porcelain dielectric, 100 pf, porm 5 pct, 500 wvdc (29990) spec dwg 501196-82 (vendor part number changed in latest configurations)	1	
	C17AH101J500TL	C	CAPACITOR, Chip, porcelain dielectric, 100 pf, porm 5 pct, 500 wvdc (55153) spec dwg 501196-82 (alternate part in latest configurations)	1	
	MA28101J-05	C	CAPACITOR, Chip, porcelain dielectric, 100 pf, porm 5 pct, 500 wvdc (73899) spec dwg 501196-82 (alternate part in latest configurations)	1	
- 12	8006111-1	C	COIL	1	
- 13	CK60BX100K	C	CAPACITOR (alternate part 501240-13)	2	
- 14	ATC101B27-1JC	C	CAPACITOR, Chip, porcelain dielectric, 270 pf, porm 5 pct, 200 wvdc (29990) spec dwg 501196-92 (use until exhausted, vendor changed part number in later configurations)	1	

Section II
Group Assembly Parts List

T.O. 31R2-2GRT-104
 NAVELEX 0967-LP-429-5020

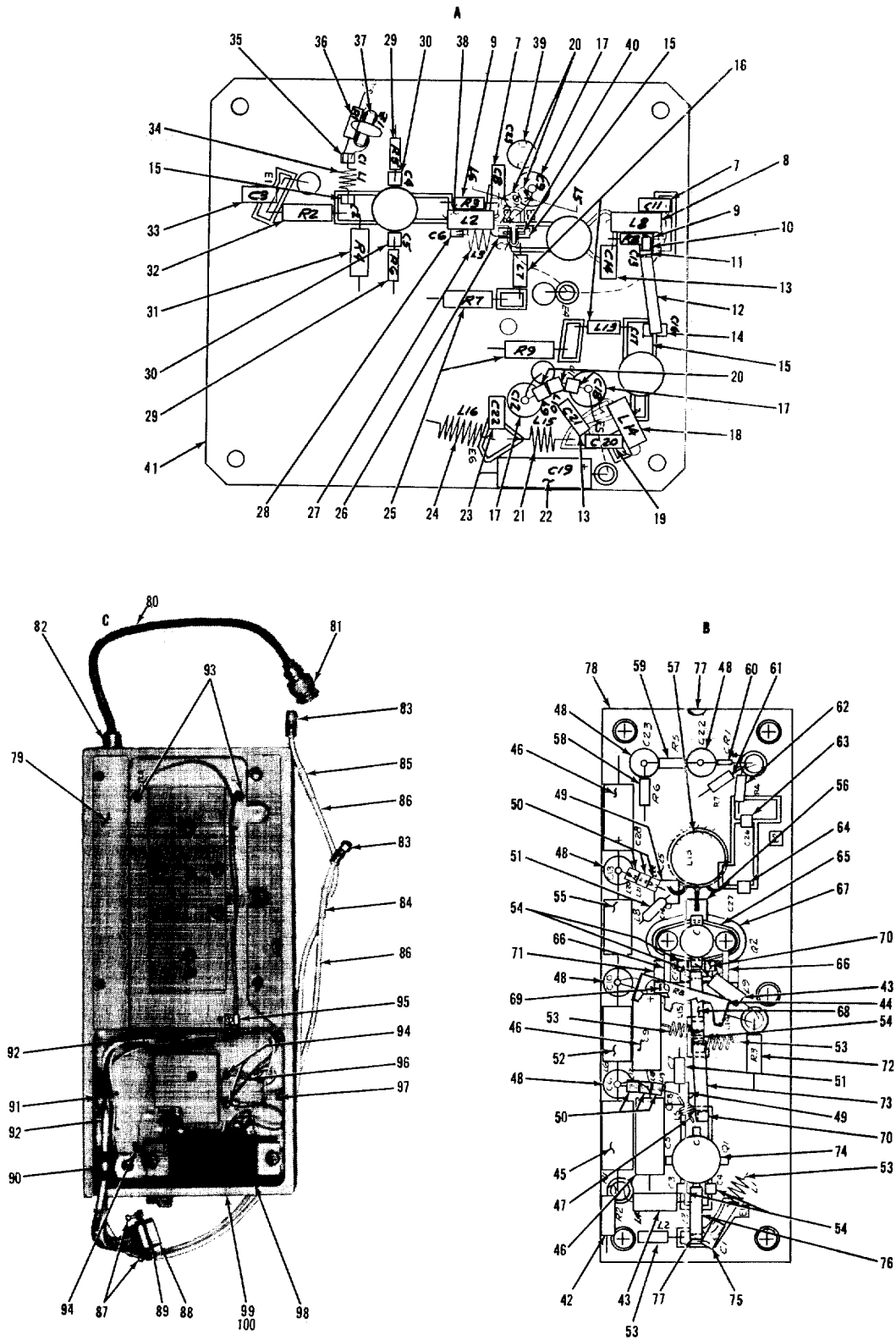


Figure 13. Amplifier, Driver/Power, RF, VHF (Sheet 2 of 2)

FIGURE AND INDEX NUMBER	PART NUMBER	INDENT	DESCRIPTION	UNITS PER ASSY	USABLE ON CODE
13-	ATC101B27-1JPX	C	CAPACITOR, Chip, porcelain dielectric, 270 pf, porm 5 pct, 200 wvdc (29990) spec dwg 501196-92 (vendor part number changed in latest configurations)	1	
	C17AH271J200TL	C	CAPACITOR, Chip, porcelain dielectric, 270 pf, porm 5 pct, 200 wvdc (55153) spec dwg 501196-92 (alternate part in latest configurations)	1	
	MA28271J-05	C	CAPACITOR, Chip, porcelain dielectric, 270 pf, porm 5 pct, 200 wvdc (73899) spec dwg 501196-92 (alternate part in latest configurations)	1	
- 15	ATC701B10-2JC	C	CAPACITOR, Chip, porcelain dielectric, 1000 pf, porm 5 pct, 100 wvdc (29990) spec dwg 501196-106 (use until exhausted, vendor changed part number in later configurations)	3	
	ATC701B10-2JPX	C	CAPACITOR, Chip, porcelain dielectric, 1000 pf, porm 5 pct, 100 wvdc (29990) spec dwg 501196-106 (vendor part number changed in latest configurations)	3	
	C17CG102J100TL	C	CAPACITOR, Chip, porcelain dielectric, 1000 pf, porm 5 pct, 100 wvdc (55153) spec dwg 501196-106 (alternate part in latest configurations)	3	
- 16	8006086G1	C	CHOKER, RF	2	
- 17	5601-1	C	CAPACITOR, Fixed, ceramic dielectric, 1000 pf, plus 100 pct minus 0 pct @ 1 kHz, 2 vrms, 25 deg c, 500 wvdc (00656) spec dwg 501171-1 (used in early configurations)	3	
	54-803-012	C	CAPACITOR, Fixed, ceramic dielectric, 1000 pf, plus 100 pct minus 0 pct @ 1 kHz, 2 vrms, 25 deg c, 500 wvdc (33095) spec dwg 501171-1 (used in later configurations)	3	
- 18	8006089G3	C	COIL ASSEMBLY	1	
- 19	CK60BX101K	C	CAPACITOR (alternate part 501240-31)	1	
- 20	56-590-65-3B	C	SHIELD, RF interference, bead type (02114) spec dwg 512134-1	5	
- 21	8006110-1	C	COIL	1	
- 22	M39003-01-2374	C	CAPACITOR	1	
- 23	CK60BX220K	C	CAPACITOR (alternate part 501240-19)	1	
- 24	8006110-2	C	COIL	1	
- 25	RCR20G100JR	C	RESISTOR	2	
- 26	ATC101B15-1JC	C	CAPACITOR, Chip, porcelain dielectric, 150 pf, porm 5 pct, 300 wvdc (29990) spec dwg 501196-86 (use until exhausted, vendor changed part number in later configurations)	1	
	ATC101B15-1JPX	C	CAPACITOR, Chip, porcelain dielectric, 150 pf, porm 5 pct, 300 wvdc (29990) spec dwg 501196-86 (vendor part number changed in latest configurations)	1	
	C17AH151J300TL	C	CAPACITOR, Chip, porcelain dielectric, 150 pf, porm 5 pct, 300 wvdc (55153) spec dwg 501196-86 (alternate part in latest configurations)	1	
	MA28151J-05	C	CAPACITOR, Chip, porcelain dielectric, 150 pf, porm 5 pct, 300 wvdc (73899) spec dwg 501196-86 (alternate part in latest configurations)	1	
- 27	8006110-4	C	COIL	1	
- 28	ATC101B39-0JC	C	CAPACITOR, Chip, porcelain dielectric, 39 pf, porm 5 pct, 500 wvdc (29990) spec dwg 501196-72 (use until exhausted, vendor changed part number in later configurations)	1	
	ATC101B39-0JPX	C	CAPACITOR, Chip, porcelain dielectric, 39 pf, porm 5 pct, 500 wvdc (29990) spec dwg 501196-72 (vendor part number changed in latest configurations)	1	

Section II
Group Assembly Parts List

T.O. 31R2-2GRT-104
NAVELEX 0967-LP-429-5020

FIGURE AND INDEX NUMBER	PART NUMBER	IDENT	DESCRIPTION	UNITS PER ASSY	USABLE ON CODE
13-	C17AH390J500TL	C	CAPACITOR, Chip, porcelain dielectric, 39 pf, porm 5 pct, 500 wvdc (55153) spec dwg 501196-72 (alternate part in latest configurations)	1	
	MA28390J-05	C	CAPACITOR, Chip, porcelain dielectric, 39 pf, porm 5 pct, 500 wvdc (73899) spec dwg 501196-72 (alternate part in latest configurations)	1	
- 29	RCR07G560JR	C	RESISTOR	2	
- 30	VK11CX102K	C	CAPACITOR, Fixed, ceramic dielectric, wafer chip, leadless, 1000 pf, porm 10 pct (95275) spec dwg 501365-25	2	
- 31	RCR20G391JR	C	RESISTOR	1	
- 32	RCR20G162JR	C	RESISTOR	1	
- 33	CK60AW102M	C	CAPACITOR (alternate part 501240-58)	1	
- 34	8006110-5	C	COIL	1	
- 35	ATC101B56-OJC	C	CAPACITOR, Chip, porcelain dielectric, 56 pf, porm 5 pct, 500 wvdc (29990) spec dwg 501196-76 (use until exhausted, vendor changed part number in latest configurations)	1	
	ATC101B56-OJPX	C	CAPACITOR, Chip, porcelain dielectric, 56 pf, porm 5 pct, 500 wvdc (29990) spec dwg 501196-76 (vendor part number changed in latest configurations)	1	
	C17AH560J500TL	C	CAPACITOR, Chip, porcelain dielectric, 56 pf, porm 5 pct, 500 wvdc (55153) spec dwg 501196-76 (alternate part in latest configurations)	1	
	MA28560J-05	C	CAPACITOR, Chip, porcelain dielectric, 56 pf, porm 5 pct, 500 wvdc (73899) spec dwg 501196-76 (alternate part in latest configurations)	1	
- 36	RCR07G330JR	C	RESISTOR	1	
- 37	8005630G4	C	RESONANT ASSEMBLY	1	
- 38	8006089G1	C	COIL ASSEMBLY	1	
- 39	5502-0103	C	CAPACITOR, Fixed, ceramic dielectric, 68 pf, porm 5 pct, 500 wvdc (04222) spec dwg 501191-3 (added in later configurations)	1	
- 40	8006088-1	C	COIL	1	
- 41	8006071-1	C	PRINTED WIRING BOARD	1	
	8006074G1	B	AMPLIFIER, Power (source control dwg 500190-2) ATTACHING PARTS	1	
	MS35206-229	B	SCREW	6	
	MS35338-41	B	WASHER	6	
			-----*		
- 42	RCR20G100JS	C	RESISTOR	1	
- 43	MS75008-21	C	COIL	2	
- 44	RW67V271	C	RESISTOR (added by TCTO)	1	
- 45	RC42GF102J	C	RESISTOR	1	
- 46	M39003-01-2306	C	CAPACITOR	3	
- 47	8006098-1	C	COIL (used in early configurations)	1	
	8006772-1	C	COIL (used in later configurations)	1	
- 48	5601-1	C	CAPACITOR, Fixed, ceramic dielectric, 1000 pf, plus 100 pct minus 0 pct @ 1 kHz, 2 vrms, 25 deg c, 500 wvdc (00656) spec dwg 501171-1 (used in early configurations)	5	
	54-803-012	C	CAPACITOR, Fixed, ceramic dielectric, 1000 pf, plus 100 pct minus 0 pct @ 1 kHz, 2 vrms, 25 deg c, 500 wvdc (33095) spec dwg 501171-1 (used in later configurations)	5	
- 49	VK11CX472K	C	CAPACITOR, Fixed, ceramic dielectric, wafer chip, leadless 4700 pf porm 10 pct (95275) spec dwg 501365-33	2	
- 50	56-590-65-3B	C	SHIELD, RF interference, bead type (02114) spec dwg 512134-1 (added in later configurations)	6	
- 51	300-100W5R104K	C	CAPACITOR, Fixed, ceramic dielectric, 100,000 pf porm 10 pct, 100 wvdc (51642) spec dwg 501170-12 (used in early configurations)	2	

FIGURE AND INDEX NUMBER	PART NUMBER	IDENT	DESCRIPTION	UNITS PER ASSY	USABLE ON CODE
13-	CK06BX104K	C	CAPACITOR (used in later configurations)	2	
- 52	8006099G1	C	CHOKE, RF	1	
- 53	8006097-1	C	COIL (was L1 and L2 in early configurations, changed to L1, L14, and L15 in later configurations)	3	
- 54	ATC101B20-1JC	C	CAPACITOR, Chip, porcelain dielectric, 200 pf, porm 5 pct, 300 wvdc (29990) spec dwg 501196-89 (C11 and C30 added in later configurations, use until exhausted, vendor changed part number in latest configurations)	5	
	ATC101B20-1JPX	C	CAPACITOR, Chip, porcelain dielectric, 200 pf, porm 5 pct, 300 wvdc (29990) spec dwg 501196-89 (vendor part number changed in latest configurations)	5	
	C17AH201J300TL	C	CAPACITOR, Chip, porcelain dielectric, 200 pf, porm 5 pct, 300 wvdc (55153) spec dwg 501196-89 (alternate part in latest configurations)	5	
	MA28201J-05	C	CAPACITOR, Chip, porcelain dielectric, 200 pf, porm 5 pct, 300 wvdc (73899) spec dwg 501196-89 (alternate part in latest configurations)	5	
	ATC101B22-1JC	C	CAPACITOR, Chip, porcelain dielectric, 220 pf, porm 5 pct, 200 wvdc (29990) spec dwg 501196-90 (was C11 in early configurations, use until exhausted, vendor changed part number in latest configurations)	1	
	ATC101B22-1JPX	C	CAPACITOR, Chip, porcelain dielectric, 220 pf, porm 5 pct, 200 wvdc (29990) spec dwg 501196-90 (vendor part number changed in latest configurations)	1	
	C17AH221J200TL	C	CAPACITOR, Chip, porcelain dielectric, 220 pf, porm 5 pct, 200 wvdc (55153) spec dwg 501196-90 (alternate part in latest configuration)	1	
	MA28221J-05	C	CAPACITOR, Chip, porcelain dielectric, 220 pf, porm 5 pct, 200 wvdc (73899) spec dwg 501196-90 (alternate part in latest configurations)	1	
- 55	8006099G2	C	CHOKE, RF	1	
- 56	8006096-1	C	SPACER	1	
- 57	8006126-1	C	COIL	1	
- 58	RCR07G152JS	C	RESISTOR (used in early configurations)	1	
	RCR07G821JS	C	RESISTOR (used in later configurations)	1	
- 59	RCR07G222JS	C	RESISTOR	1	
- 60	5082-8906	C	SEMICONDUCTOR DEVICE, Diode, hot carrier (28480) spec dwg 511785-1	1	
- 61	RCR07G271JS	C	RESISTOR	1	
- 62	RCR07G123JS	C	RESISTOR	1	
- 63	ATC101B15-1JC	C	CAPACITOR, Chip, porcelain dielectric, 150 pf, porm 5 pct, 300 wvdc (29990) spec dwg 501196-86 (use until exhausted, vendor changed part number in later configurations)	1	
	ATC101B15-1JPX	C	CAPACITOR, Chip, porcelain dielectric, 150 pf, porm 5 pct, 300 wvdc (29990) spec dwg 501196-86 (vendor part number changed in latest configurations)	1	
	C17AH151J300TL	C	CAPACITOR, Chip, porcelain dielectric, 150 pf, porm 5 pct, 300 wvdc (55153) spec dwg 501196-86 (alternate part in latest configurations)	1	
	MA28151J-05	C	CAPACITOR, Chip, porcelain dielectric, 150 pf, porm 5 pct, 300 wvdc (73899) spec dwg 501196-86 (alternate part in latest configurations)	1	
- 64	ATC101B56-0JC	C	CAPACITOR, Chip, porcelain dielectric, 56 pf, porm 5 pct, 500 wvdc (29990) spec dwg 501196-76 (use until exhausted, vendor changed part number in later configurations)	1	

Section II
Group Assembly Parts List

T.O. 31R2-2GRT-104
NAVELEX 0967-LP-429-5020

FIGURE AND INDEX NUMBER	PART NUMBER	IDENTITY	DESCRIPTION	UNITS PER ASSY	USABLE ON CODE
13-	ATC101B56-0JPX	C	CAPACITOR, Chip, porcelain dielectric, 56 pf, porm 5 pct, 500 wvdc (29990) spec dwg 501196-76 (vendor part number changed in latest configurations)	1	
	C17AH560J500TL	C	CAPACITOR, Chip, porcelain dielectric, 56 pf, porm 5 pct, 500 wvdc (55153) spec dwg 501196-76 (alternate part in latest configurations)	1	
	MA28560J-05	C	CAPACITOR, Chip, porcelain dielectric, 56 pf, porm 5 pct, 500 wvdc (73899) spec dwg 501196-76 (alternate part in latest configurations)	1	
- 65	515343-1	C	TRANSISTOR, NPN, silicon	1	
			ATTACHING PARTS		
	MS35206-213	C	SCREW (used in early configurations)	2	
	MS35206-215	C	SCREW (used in later configurations)	2	
	MS35338-40	C	WASHER	2	
			---*---		
- 66	414	C	TERMINAL, Lug type (79963) spec dwg 514260-9	2	
- 67	8006094-1	C	COVER, Ground, transistor	1	
- 68	8006100-5	C	COIL (used in early configurations)	1	
	8006100-6	C	COIL (used in later configurations)	1	
- 69	8006095-1	C	STRAP, Ground	1	
- 70	ATC101B27-1JC	C	CAPACITOR, Chip, porcelain dielectric, 270 pf porm 5 pct, 200 wvdc (29990) spec dwg 501196-92 (C29 added in later configurations, use until exhausted, vendor change part number in latest configurations)	2	
	ATC101B27-1JPX	C	CAPACITOR, Chip, porcelain dielectric, 270 pf porm 5 pct, 200 wvdc (29990) spec dwg 501196-92 (vendor part number changed in latest configurations)	2	
	C17AH271J200TL	C	CAPACITOR, Chip, porcelain dielectric, 270 pf porm 5 pct, 200 wvdc (55153) spec dwg 501196-92 (alternate part in latest configurations)	2	
	MA28271J-05	C	CAPACITOR, Chip, porcelain dielectric, 270 pf porm 5 pct, 200 wvdc (73899) spec dwg 501196-92 (alternate part in latest configurations)	2	
- 71	8006102-1	C	SPACER	1	
- 72	RCR20G4R7JS	C	RESISTOR	1	
- 73	8006100-7	C	COIL (added in later configurations)	1	
	ATC101B10-1JC	C	CAPACITOR, Chip, porcelain dielectric, 100 pf, porm 5 pct, 500 wvdc (29990) spec dwg 501196-82 (used in early configurations, part deleted in later configurations)	1	
- 74	515342-1	C	TRANSISTOR, NPN, silicon	1	
			ATTACHING PARTS		
	MS35649-282	C	NUT	1	
	MS35338-42	C	WASHER	1	
			---*---		
- 75	CK60Bx680M	C	CAPACITOR (alternate part 501240-28)	1	
- 76	8006100-4	C	COIL	1	
- 77	ATC101B82-0JC	C	CAPACITOR, Chip, porcelain dielectric, 82 pf, porm 5 pct, 500 wvdc (29990) spec dwg 501196-80 (used in early configurations)	1	
	ATC101B12-1JC	C	CAPACITOR, Chip, porcelain dielectric, 120 pf, porm 5 pct, 300 wvdc (29990) spec dwg 501196-84 (used in later configurations, use until exhausted, vendor changed part number in latest configurations)	1	
	ATC101B12-1JPX	C	CAPACITOR, Chip, porcelain dielectric, 120 pf, porm 5 pct, 300 wvdc (29990) spec dwg 501196-84 (vendor part number changed in latest configurations)	1	

FIGURE AND INDEX NUMBER	PART NUMBER	I N D E X	DESCRIPTION	UNITS PER ASSY	USABLE ON CODE
13-	C17AH121J300TL	C	CAPACITOR, Chip, porcelain dielectric, 120 pf, porm 5 pct, 300 wvdc (55153) spec dwg 501196-84 (alternate part in latest configurations)	1	
	MA28121J-05	C	CAPACITOR, Chip, porcelain dielectric, 120 pf, porm 5 pct, 300 wvdc (73899) spec dwg 501196-84 (alternate part in latest configurations)	1	
- 78	8006075-1	C	PRINTED WIRING BOARD	1	
			ATTACHING PARTS		
	MS35206-213	C	SCREW	5	
	MS27183-3	C	WASHER	5	
	MS35338-40	C	WASHER	5	
			----*----		
- 79	8006078-1	C	HEATSINK	1	
- 80	RG142BU	B	CABLE, RF	AR	
- 81	KA51-03	B	CONNECTOR, Plug, electrical (91836) spec dwg 502082-6 (use until exhausted, vendor changed part number)	1	
	KA59-191	B	CONNECTOR, Plug, electrical (91836) spec dwg 502082-6 (used in later configurations)	1	
- 82	8006114-1	B	ADAPTER, Retainer	1	
	100Y5070B55	B	TERMINATION, Coaxial cable (94375) spec dwg 514286-1	1	
- 83	UG1465U	B	CONNECTOR	2	
- 84	516665-7	B	MARKER, Tubing, heat shrinkable	1	
- 85	516665-8	B	MARKER, Tubing, heat shrinkable	1	
- 86	501197-1	B	CABLE, RF	AR	
- 87	D20419	B	RETAINER, Electrical connector (71468) spec dwg 502056-301	2	
	318-15-99-056	B	RETAINER, Electrical connector (71785) spec dwg 502056-301 (alternate part in later configurations)	2	
- 88	030-1952-000	B	CONTACT, Electrical (71468) spec dwg 502056-401	8	
	403-30-15-119-410	B	CONTACT, Electrical (71785) spec dwg 502056-401 (alternate part in later configurations)	8	
- 89	DEC9PFO	B	CONNECTOR, Receptacle, electrical (71468) spec dwg 502056-101 (use until exhausted, vendor changed part numbers in later configurations)	1	
	DEU9PFO	B	CONNECTOR, Receptacle, electrical (71468) spec dwg 502056-101 (alternate part used in later configurations)	1	
	234-09-11-100	B	CONNECTOR, Receptacle, electrical (71785) spec dwg 502056-101 (alternate part in later configurations)	1	
- 90	MS25281R4	B	CLAMP	1	
			ATTACHING PARTS		
	MS35206-228	B	SCREW	1	
	MS27183-5	B	WASHER	1	
	MS35338-41	B	WASHER	1	
			----*----		
- 91	8102535-2	B	TERMINAL, Lug, locking	1	
			ATTACHING PARTS		
	MS35206-225	B	SCREW	1	
			----*----		
- 92	8006123-1	B	ADAPTER	2	
			ATTACHING PARTS		
	MS35333-39	B	WASHER	2	
			----*----		
- 93	8006104-1	B	FILTER, EMI, lowpass (used in early configurations)	2	
	51712011	B	FILTER, EMI, lowpass, feed-thru (33095) spec dwg 501175-2 (used in later configurations)	2	
			ATTACHING PARTS		
	MS35338-42	B	WASHER	5	
			----*----		

Section II
Group Assembly Parts List

T.O. 31R2-2GRT-104
 NAVELEX 0967-LP-429-5020

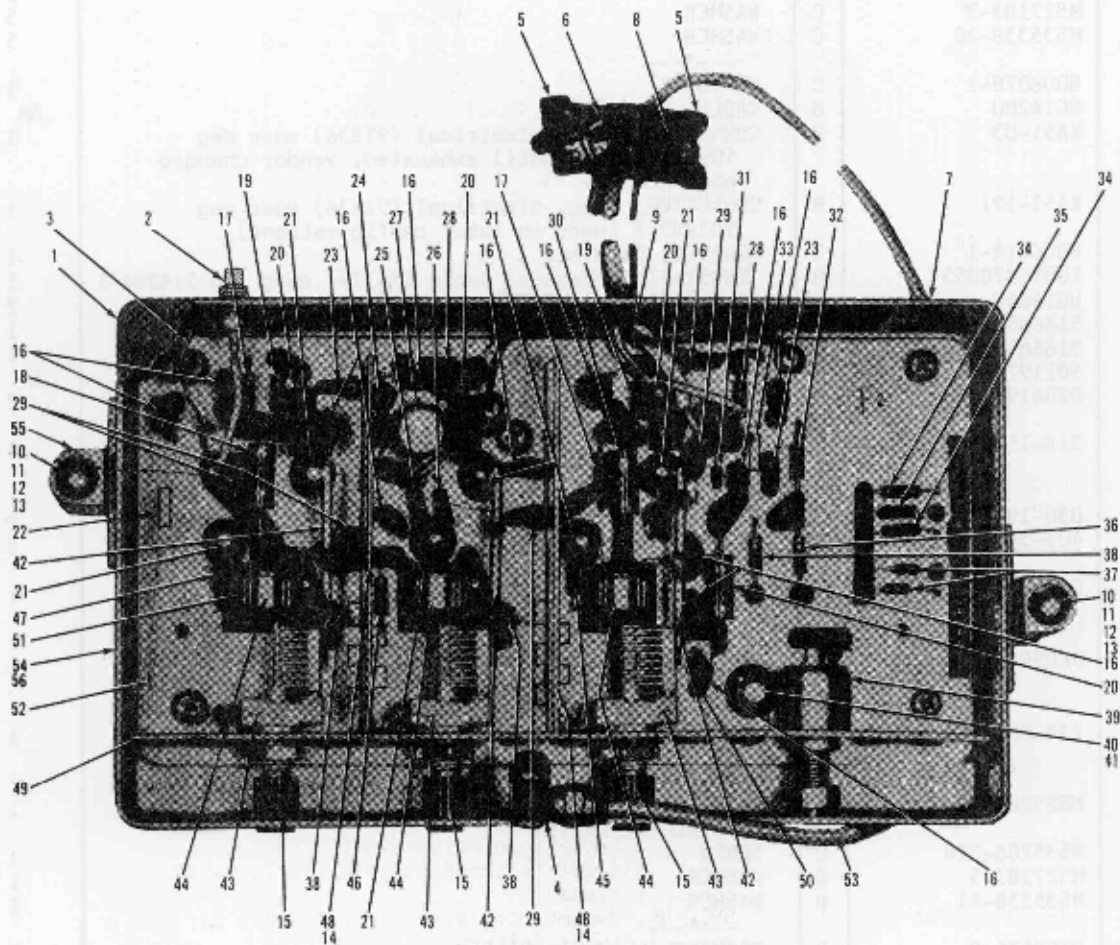


Figure 14. Quadrupler, RF, UHF

T.O. 31R2-2GRT-104
NAVELEX 0967-LP-429-5020

Section II
Group Assembly Parts List

FIGURE AND INDEX NUMBER	PART NUMBER	IDENTIFY	DESCRIPTION	UNITS PER ASSY	USABLE ON CODE
13- 94	51712001	B	FILTER, EMI, lowpass, feed-thru, 1500 pf, 200 wvdc, (33095) spec dwg 501175-1	3	
	1250-237	B	FILTER, EMI, lowpass, feed-thru, 1500 pf, 200 wvdc, (72982) spec dwg 501175-1 (alternate part for 51712001 in later configurations)	3	
- 95	501910-1	B	CLAMP, Mechanical	1	
	MS35206-212	B	ATTACHING PARTS	1	
	MS35338-40	B	SCREW	1	
			WASHER	1	
			----*----		
- 96	RCR07G334JR	B	RESISTOR	1	
- 97	SE109001	B	TERMINAL	1	
			ATTACHING PARTS		
	MS35206-213	B	SCREW	1	
	MS35338-40	B	WASHER	1	
			----*----		
- 98	RW21V100	B	RESISTOR	1	
			ATTACHING PARTS		
	MS35206-246	B	SCREW	2	
	MS35338-42	B	WASHER	2	
			----*----		
- 99	8006080G1	B	CHASSIS, Electrical equipment	1	
-100	MS21209F1-15	C	INSERT	7	
	8006080-1	C	CHASSIS, Electrical equipment	1	
14-	8004224G1	A	QUADRUPLER, RF, UHF, (see figure 2 for NHA)	REF	ACDGI
- 1	8004619-1	B	COVER, Top	1	
- 2	UG1464U	B	CONNECTOR (used in early configurations)	1	
	M39012-77-0002	B	CONNECTOR (used in later configurations)	1	
- 3	1414-10	B	LUG, Terminal, locking (83330) spec dwg 8102535-4	1	
- 4	UG1466U	B	CONNECTOR (used in early configurations)	1	
	UG1465U	B	CONNECTOR (used in later configurations)	1	
- 5	D20419	B	RETAINER, Electrical connector (71468) spec dwg 502056-301	2	
	318-15-99-056	B	RETAINER, Electrical connector (71785) spec dwg 502056-301 (alternate part in later configurations)	2	
- 6	DEC9PFO	B	CONNECTOR, Receptacle, electrical (71468) spec dwg 502056-101 (use until exhausted, vendor changed part numbers in later configurations)	1	
	DEU9PFO	B	CONNECTOR, Receptacle, electrical (71468) spec dwg 502056-101 (alternate part used in later configurations)	1	
	234-09-11-100	B	CONNECTOR, Receptacle, electrical (71785) spec dwg 502056-101 (alternate part in later configurations)	1	
- 7	8004961-1	B	RETAINER, Shield (added in later configurations)	1	
			ATTACHING PARTS		
	MS35333-39	B	WASHER	1	
	MS25082-12	B	NUT	1	
			----*----		
- 8	030-1952-000	B	CONTACT, Electrical (71468) spec dwg 502056-401	4	
	403-30-15-119-410	B	CONTACT, Electrical (71785) spec dwg 502056-401 (alternate part in later configurations)	4	
- 9	MS35489-4	B	GROMMET	1	
- 10	MS35206-251	B	SCREW	2	
- 11	MS27183-7	B	WASHER	2	
- 12	MS35338-42	B	WASHER	2	
- 13	517689-1	B	WASHER, Non-metallic (used in early configurations, when exhausted use alternate part 5-646N674-70)	2	

Section II
Group Assembly Parts List

T.O. 31R2-2GRT-104
NAVELEX 0967-LP-429-5020

FIGURE AND INDEX NUMBER	PART NUMBER	I N D E N T	DESCRIPTION	UNITS PER ASSY	USABLE ON CODE
14-	5-646N674-70	B	PACKING, Preformed (02697) spec dwg 508874-13 (used in later configurations)	2	
- 14	8007531-1	B	SPRING, Finger (added in later configurations)	2	
- 15	504856-2	B	EXTENSION, Shaft	3	
	8004344G1	B	QUADRUPLER, RF	1	
			ATTACHING PARTS		
	MS35206-213	B	SCREW	5	
	MS27183-3	B	WASHER	5	
	MS35338-40	B	WASHER	5	
			---*---		
- 16	CK60AW102M	C	CAPACITOR (alternate part 501240-58)	14	
- 17	RCR07G361JR	C	RESISTOR	2	
- 18	MS75008-40	C	COIL, RF (used in early configurations)	1	
	MS75008-24	C	COIL, RF (used in later configurations)	1	
- 19	RCR07G822JR	C	RESISTOR	2	
- 20	MS75008-28	C	COIL, RF (L5 replaced by R28 in later configurations)	4	
	RCR07G100JR	C	RESISTOR (R28 replaces L5 in later configurations)	1	
- 21	5601-1	C	CAPACITOR, Fixed, ceramic dielectric, 1000 pf, plus 100 pct minus 0 pct @ 1 kHz, 2 vrms, 25 deg c, 500 wvdc (00656) spec dwg 501171-1 (used in early configurations)	6	
	54-803-012	C	CAPACITOR, Fixed, ceramic dielectric, 1000 pf, plus 100 pct minus 0 pct @ 1 kHz, 2 vrms, 25 deg c, 500 wvdc (33095) spec dwg 501171-1 (used in later configurations)	6	
- 22	RCR07G620JR	C	RESISTOR (added in later configurations, deleted in latest configurations)	1	
	RCR07G121JR	C	RESISTOR (used in latest configurations)	1	
- 23	300-100W5R104K	C	CAPACITOR, Fixed, ceramic dielectric, 100,000 pf, porm 10 pct, 100 wvdc (51642) spec dwg 501170-12 (used in early configurations)	2	
	CK06BX104K	C	CAPACITOR (used in later configurations)	2	
- 24	RCR07G152JR	C	RESISTOR	1	
- 25	RCR07G103JR	C	RESISTOR	1	
- 26	RCR07G203JR	C	RESISTOR	1	
- 27	JAN2N697	C	TRANSISTOR	1	
- 28	RCR07G220JR	C	RESISTOR (used in early configurations, R22 deleted in later configurations)	2	
- 29	CK60AX471K	C	CAPACITOR (alternate part 501240-43)	4	
- 30	MS75008-23	C	COIL, RF (used in early configurations)	1	
	MS75008-22	C	COIL, RF (used in later configurations, deleted in latest configurations)	1	
	RCR07G470JR	C	RESISTOR (used in latest configurations)	1	
- 31	5082-8916	C	SEMICONDUCTOR DEVICE, Diode, hot carrier (28480) spec dwg 511785-2 (used in early configurations, use until exhausted)	1	
	5082-2835	C	SEMICONDUCTOR DEVICE, Diode, hot carrier (28480) spec dwg 511785-2 (used in later configurations, optional part for 5082-8916)	1	
- 32	RCR07G823JR	C	RESISTOR	1	
- 33	MS75008-40	C	COIL, RF (added in later configurations)	1	
- 34	RCR07G301JR	C	RESISTOR (R25 deleted in later configurations)	2	
- 35	RCR07G180JR	C	RESISTOR (used in early configurations, deleted in later configurations)	1	
- 36	RCR07G823JR	C	RESISTOR (used in early configurations)	1	
	RCR07G683JR	C	RESISTOR (used in later configurations)	1	
	RCR07G563JR	C	RESISTOR (used in latest configurations)	1	
- 37	JAN1N914	C	SEMICONDUCTOR DEVICE, Diode	2	
- 38	RCR07G100JR	C	RESISTOR	3	
- 39	RV6LAYS103A	C	RESISTOR	1	
- 40	JAN2N2222A	C	TRANSISTOR	1	
- 41	10047DAP	C	MOUNTING PAD, Electrical (07047) spec dwg 507253-12	1	

FIGURE AND INDEX NUMBER	PART NUMBER	I N D E N T	DESCRIPTION	UNITS PER ASSY	USABLE ON CODE
14-	8004789G1	C	CAPACITOR ASSEMBLY	3	
	MS35333-74	C	ATTACHING PARTS WASHER	3	
			---*---		
- 42	8004779-1	C	COIL, RF	1	
- 43	193-0008-001	D	CAPACITOR, Variable, air dielectric, 2.0 to 27 pf, porm 10 pct, 375 wvdc (74970) spec dwg 501185-9 (used in early configurations, changed vendors part number in later configurations)	1	
	193-0008-053	D	CAPACITOR, Variable, air dielectric, 2.0 to 27 pf, porm 10 pct, 375 wvdc (74970) spec dwg 501185-9 (used in later configurations)	1	
- 44	STC7627	C	TRANSISTOR, NPN, power (01295) spec dwg 511800-1 (use until exhausted)	3	
	2N3866A	C	TRANSISTOR, NPN, power (04713 or 54590) spec dwg 511800-1 (replaces STC7627 in later configurations)	3	
- 45	RCR07G100JR	C	RESISTOR (used in early configurations)	1	
	RCR07G5R1JR	C	RESISTOR (used in later configurations)	1	
- 46	RCR07G221JR	C	RESISTOR	1	
- 47	RCR07G511JR	C	RESISTOR (used in early configurations)	1	
	RCR07G821JR	C	RESISTOR (used in later configurations)	1	
	8004945G1	C	SHIELD ASSEMBLY	1	
- 48	8004776-1	D	SHIELD, RF	2	
- 49	8004775-1	D	PLATE, Mounting	1	
	8004421G1	C	PRINTED WIRING BOARD	1	
- 50	5321-5	D	TERMINAL, Uninsulated (06540) spec dwg 514266-302	3	
- 51	100-341-2	D	CLIP, Spring (99378) spec dwg 501909-1	3	
			ATTACHING PARTS		
	MS16535-64	D	RIVET	3	
			---*---		
- 52	8004421-1	D	PRINTED WIRING BOARD	1	
- 53	RG188AU	B	CABLE, RF	AR	
	8004778G1	B	CHASSIS, Electrical equipment	1	
- 54	S0S440-8	C	STANDOFF, Threaded (46384) spec dwg 505127-43	5	
- 55	8004750-1	C	LUG, Mounting	2	
			ATTACHING PARTS		
	MS16535-133	C	RIVET	8	
			---*---		
- 56	8004778-1	C	CHASSIS, Electrical equipment	1	
15-	8004225G1	A	DOUBLER, RF, VHF (see figure 2 for NHA)	REF	BEFHJ
- 1	8004847-1	B	COVER, Top	1	
			ATTACHING PARTS		
	MS35190-221	B	SCREW	1	
			---*---		
- 2	RV6LAYS253A	B	RESISTOR (used in early configurations)	1	
	RV6LAYS252A	B	RESISTOR (used in later configurations)	1	
- 3	504856-1	B	EXTENSION, Shaft	2	
- 4	148-0002-001	B	CAPACITOR, Variable, air dielectric, 2.6 to 25 pf, porm 10 pct, 375 wvdc (71313) spec dwg 501185-2	2	
			ATTACHING PARTS		
	MS35206-214	B	SCREW	4	
	MS35338-40	B	WASHER	4	
			---*---		
- 5	8004618-1	B	BRACKET, Mounting	1	




Figure 15. Doubler, RF, VHF

FIGURE AND INDEX NUMBER	PART NUMBER	INDENT	DESCRIPTION	UNITS PER ASSY	USABLE ON CODE
15-			ATTACHING PARTS		
	MS35206-214	B	SCREW	4	
	MS27183-4	B	WASHER	4	
	MS35338-40	B	WASHER	4	
	MS35649-42	B	NUT	4	
			----*----		
- 6	8004824-2	B	STANDOFF, Threaded	1	
			ATTACHING PARTS		
	MS35333-36	B	WASHER	1	
			----*----		
- 7	UG1464U	B	CONNECTOR (used in early configurations)	1	
	M39012-77-0002	B	CONNECTOR (used in later configurations)	1	
- 8	1414-10	B	TERMINAL, Lug, locking (83330) spec dwg 8102535-4	1	
- 9	D20419	B	RETAINER, Electrical connector (71468) spec dwg 502056-301	2	
	318-15-99-056	B	RETAINER, Electrical connector (71785) spec dwg 502056-301 (alternate part in later configurations)	2	
- 10	DEC9PFO	B	CONNECTOR, Receptacle, electrical (71468) spec dwg 502056-101 (use until exhausted, vendor changed part numbers in later configurations)	1	
	DEU9PFO	B	CONNECTOR, Receptacle, electrical (71468) spec dwg 502056-101 (alternate part used in later configurations)	1	
	234-09-11-100	B	CONNECTOR, Receptacle, electrical (71785) spec dwg 502056-101 (alternate part used in later configurations)	1	
- 11	030-1952-000	B	CONTACT, Electrical (71468) spec dwg 502056-401	3	
	403-30-15-119-410	B	CONTACT, Electrical (71785) spec dwg 502056-401 (alternate part in later configurations)	3	
- 12	UG1466U	B	CONNECTOR (used in early configurations)	1	
	UG1465U	B	CONNECTOR (used in later configurations)	1	
- 13	MS35489-4	B	GROMMET	1	
- 14	MS35206-252	B	SCREW (used in early configurations)	2	
	MS35206-251	B	SCREW (used in later configurations)	2	
- 15	MS27183-7	B	WASHER	2	
- 16	MS35338-42	B	WASHER	2	
- 17	517689-1	B	WASHER, Non-metallic (used in early configurations, when exhausted use alternate part 5-646N674-70)	2	
	5-646N674-70	B	PACKING, Preformed (02697) spec dwg 508874-13 (used in later configurations)	2	
	8004345G1	B	DOUBLER, RF	1	
			ATTACHING PARTS		
	MS35206-213	B	SCREW	5	
	MS27183-3	B	WASHER	5	
	MS35338-40	B	WASHER	5	
			----*----		
- 18	RCR07G511JR	C	RESISTOR	1	
- 19	JB32J12	C	RESISTOR, Thermal, 0.2 watt (15801) spec dwg 509413-1	1	
- 20	CK60AW102M	C	CAPACITOR (alternate part 501240-58)	3	
- 21	JAN2N2222A	C	TRANSISTOR	1	
- 22	CK60BX220K	C	CAPACITOR (alternate part 501240-19)	1	
- 23	8004762-1	C	COIL, RF	2	
- 24	CK60AX471K	C	CAPACITOR (alternate part 501240-43)	5	
- 25	RCR07G180JR	C	RESISTOR	2	
- 26	CK06BX103K	C	CAPACITOR	1	
- 27	2N5109	C	TRANSISTOR, NPN, amplifier (54590) spec dwg 511806-2	1	
- 28	8004763G1	C	COIL, RF	1	
- 29	2N4072	C	TRANSISTOR, NPN, power (04713) spec dwg 511782-1	1	
- 30	RCR07G301JR	C	RESISTOR	3	

Section II
Group Assembly Parts List

T.O. 31R2-2GRT-104
NAVELEX 0967-LP-429-5020

FIGURE AND INDEX NUMBER	PART NUMBER	IDENT	DESCRIPTION	UNITS PER ASSY	USABLE ON CODE
15- 31	CK61AW222M	C	CAPACITOR (alternate part 501240-88)	1	
- 32	JAN1N914	C	SEMICONDUCTOR DEVICE, Diode	1	
- 33	RCR07G682JR	C	RESISTOR	1	
- 34	RCR07G910JR	C	RESISTOR	1	
- 35	MS75008-32	C	COIL, RF	3	
- 36	RCR07G271JR	C	RESISTOR	1	
- 37	RCR07G203JR	C	RESISTOR	2	
- 38	300-100W5R104K	C	CAPACITOR, Fixed, ceramic dielectric, 100,000 pf, porm 10 pct, 100 wvdc (51642) spec dwg 501170-12 (used in early configurations)	1	
	CK06BX104K	C	CAPACITOR (used in later configurations)	1	
- 39	5082-8916	C	SEMICONDUCTOR DEVICE, Diode, hot carrier (28480) spec dwg 511785-2 (used in early configurations, use until exhausted)	1	
	5082-2835	C	SEMICONDUCTOR DEVICE, Diode, hot carrier (28480) spec dwg 511785-2 (used in later configurations, optional part for 5082-8916)	1	
- 40	RCR07G220JR	C	RESISTOR	1	
- 41	RCR07G102JR	C	RESISTOR	1	
- 42	RCR07G103JR	C	RESISTOR	1	
- 43	RCR07G473JR	C	RESISTOR	1	
	8004545G1	C	PRINTED WIRING BOARD	1	
- 44	5321-5	D	TERMINAL, Uninsulated (06540) spec dwg 514266-302	8	
- 45	TXBE019-021G	D	RETAINER, Thermal link (98978) spec dwg 509403-1 ATTACHING PARTS	2	
	5339-05904-3	D	EYELET, Metallic ---*---	2	
- 46	8004545-1	D	PRINTED WIRING BORD	1	
- 47	RG188AU	B	CABLE, RF	AR	
- 48	8006130-1	B	INSULATOR	1	
	8004617G1	B	CHASSIS, Electrical Equipment	1	
- 49	SOS440-6	C	STANDOFF, Threaded (46384) spec dwg 505127-42	6	
- 50	8004750-1	C	LUG, Mounting ATTACHING PARTS	2	
	MS16535-133	C	RIVET ---*---	8	
- 51	8004617-1	C	CHASSIS, Electrical equipment	1	
16-	8004290G2	A	OSCILLATOR, Crystal Controlled (see figure 2 for NHA)	REF	
- 1	8004398-1	B	COVER, Chassis	2	
- 2	8004514-1	B	INSULATION, Top	1	
- 3	8004515-1	B	INSULATION, Bottom	1	
- 4	8004400-1	B	RETAINER, Crystal holder ATTACHING PARTS	2	
	MS35190-223	B	SCREW ---*---	2	
	8004406G1	B	HOLDER, Crystal unit	1	
- 5	8004406-4	C	RUBBER STRIP	1	
- 6	8004500-1	C	HOLDER, Crystal ATTACHING PARTS	1	
	N440-5-8	C	SCREW, Binder head, nylon, molded (95987) spec dwg 511333-7 ---*---	2	
- 7	8004715-1	C	PLATE, Backing, holder, crystal	1	
- 8	8004498-1	C	PLUG, Insulation	1	
- 9	8004499-1	C	KNOB, Crystal holder	1	
- 10	504856-1	B	EXTENSION, Shaft	2	
- 11	M39012-21-0001	B	CONNECTOR	1	

FIGURE AND INDEX NUMBER	PART NUMBER	I N D E N T	DESCRIPTION	UNITS PER ASSY	USABLE ON CODE
16-			ATTACHING PARTS		
	8105252-1	B	WASHER, Flat	1	
	8105252-9	B	WASHER, Flat (added in later configurations)	1	
			----*----		
- 12	D20419	B	RETAINER, Electrical connector (71468) spec dwg 502056-301	2	
	318-15-99-056	B	RETAINER, Electrical connector (71785) spec dwg 502056-301 (alternate part in later configurations)	2	
- 13	DEC9PFO	B	CONNECTOR, Receptacle, electrical (71468) spec dwg 502056-101 (use until exhausted, vendor changed part numbers in later configurations)	1	
	DEU9PFO	B	CONNECTOR, Receptacle, electrical (71468) spec dwg 502056-101 (alternate part used in later configurations)	1	
	234-09-11-100	B	CONNECTOR, Receptacle, electrical (71785) spec dwg 502056-101 (alternate part used in later configurations)	1	
- 14	030-1952-000	B	CONTACT, Electrical (71468) spec dwg 502056-401	6	
	403-30-15-119-410	B	CONTACT, Electrical (71785) spec dwg 502056-401 (alternate part in later configurations)	6	
- 15	UG1465U	B	CONNECTOR	1	
- 16	MS35489-4	B	GROMMET	1	
- 17	MS35206-252	B	SCREW	4	
- 18	NAS620-8	B	WASHER	4	
- 19	MS35338-42	B	WASHER	4	
- 20	517689-1	B	WASHER, Non-metallic (used in early configurations, when exhausted use alternate part 5-646N674-70)	4	
	5-646N674-70	B	PACKING, Preformed (02697) spec dwg 508874-13 (used in later configurations)	4	
	8004698G2	B	OSCILLATOR ASSEMBLY, Crystal Controlled	1	
			ATTACHING PARTS		
	MS35206-213	B	SCREW	1	
	MS35338-40	B	WASHER	1	
	MS35649-242	B	NUT	1	
			----*----		
- 21	8004395G1	C	COVER, Chassis	1	
	133-107	D	HEATING ELEMENT, Electrical (02728) spec dwg 506435-1	1	
- 22	8004395-1	D	COVER	1	
	8004395G2	C	COVER, Chassis	1	
- 23	133-107	D	HEATING ELEMENT, Electrical (02728) spec dwg 506435-1	1	
- 24	8004395-1	D	COVER	1	
- 25	RV6LAYSAL02A	C	RESISTOR	1	
			ATTACHING PARTS		
	AN960C416L	C	WASHER	1	
			----*----		
- 26	RCR07G514JR	C	RESISTOR	1	
- 27	56-590-65-3B	C	SHIELD, RF Interference, bead type (02114) spec dwg 512134-1	2	
- 28	CK06BX103K	C	CAPACITOR	3	
- 29	2102-04-02	C	TERMINAL, Lug type (78189) spec dwg 514267-1	1	
			ATTACHING PARTS		
	MS35206-213	C	SCREW	1	
	MS35649-242	C	NUT	1	
			----*----		
- 30	M39003-01-2306	C	CAPACITOR	1	
- 31	MS35489-4	C	GROMMET	1	
- 32	8004961-1	C	SHIELD, Retainer	1	

Section II
Group Assembly Parts List

T.O. 31R2-2GRT-104
 NAVEXLP 0967-LP-429-5020

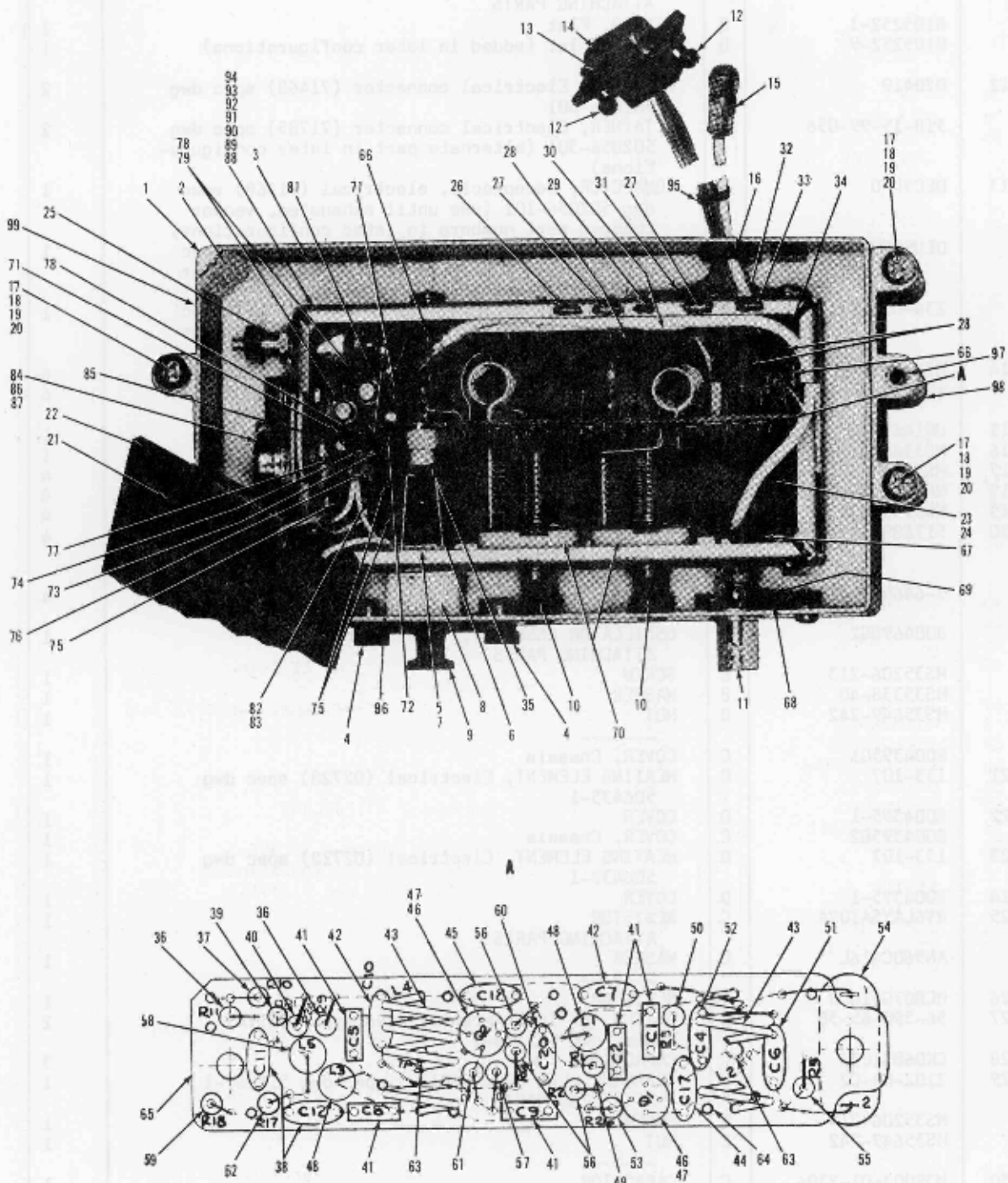


Figure 16. Oscillator, Crystal Controlled

FIGURE AND INDEX NUMBER	PART NUMBER	IDENT	DESCRIPTION	UNITS PER ASSY	USABLE ON CODE
16-			ATTACHING PARTS		
	MS25082-12	C	NUT	1	
	MS77068-4	C	TERMINAL	1	
			----*----		
- 33	RCR07G330JR	C	RESISTOR	1	
- 34	RG188AU	C	CABLE, RF	AR	
- 35	506365-1	C	GUIDE, Crystal	1	
	8006789G1	C	OSCILLATOR, Crystal	1	
			ATTACHING PARTS		
	MS35206-213	C	SCREW	1	
	MS35206-217	C	SCREW	1	
	MS27183-3	C	WASHER	2	
	MS35338-40	C	WASHER	2	
			----*----		
- 36	RCR07G911JR	D	RESISTOR (R9 and R11 in earliest configurations, R11 changed and R9 deleted in later configurations)	2	
	RCR07G301JR	D	RESISTOR (R11 used in early configurations)	1	
	RCR07G820JR	D	RESISTOR (R11 used in later configurations)	1	
- 37	RCR07G5R6JR	D	RESISTOR (used in earliest configurations)	1	
	RCR07G9R1JR	D	RESISTOR (used in early configurations)	1	
	RCR07G150JR	D	RESISTOR (used in later configurations)	1	
- 38	CK60AW102M	D	CAPACITOR (alternate part 501240-58)	2	
- 39	JAN1N914	D	SEMICONDUCTOR DEVICE, Diode	1	
- 40	RCR07G121JR	D	RESISTOR	1	
- 41	CK06BX103K	D	CAPACITOR	5	
- 42	CK60BX101K	D	CAPACITOR (C7 added in later configurations, alternate part 501240-31)	2	
	CK60BX101M	D	CAPACITOR (C7 used in early configurations)	1	
- 43	8004343-1	D	COIL, RF	2	
- 44	CK60BX2R2K	D	CAPACITOR (alternate part 501240-1)	1	
- 45	CK60BX6R8K	D	CAPACITOR (alternate part 501240-10)	1	
- 46	2N5179	D	TRANSISTOR, NPN, silicon, RF, small signal (04713 or 02735) spec dwg 515351-1	2	
- 47	10047DAP	D	MOUNTING PAD, Electrical (07047) spec dwg 507253-12	2	
- 48	MS75008-37	D	COIL, RF	2	
- 49	RCR07G393JR	D	RESISTOR	1	
- 50	RCR07G102JR	D	RESISTOR	1	
- 51	CK05BX820K	D	CAPACITOR	1	
- 52	CK60AX471K	D	CAPACITOR (alternate part 501240-43)	1	
- 53	RCR07G750JR	D	RESISTOR	1	
- 54	33302-3	D	SOCKET, Crystal (76487) spec dwg 512396-1 (changed vendors in later configurations)	1	
	33302B	D	SOCKET, Crystal (14908) spec dwg 512396-1	1	
- 55	RCR07G620JR	D	RESISTOR	1	
- 56	RCR07G203JR	D	RESISTOR	1	
- 57	RCR07G511JR	D	RESISTOR	1	
- 58	MS75008-32	D	COIL, RF	1	
- 59	RCR07G303JR	D	RESISTOR	1	
- 60	CK60BX220K	D	CAPACITOR (used in early configurations)	1	
	CK61AW222M	D	CAPACITOR (used in later configurations, alternate part 501240-88)	1	
- 61	RCR07G390JR	D	RESISTOR	1	
- 62	RCR07G303JR	D	RESISTOR (used in earliest configurations)	1	
	RCR07G243JR	D	RESISTOR (used in early configurations)	1	
	RCR07G393JR	D	RESISTOR (used in later configurations)	1	
	8006790G1	D	PRINTED WIRING BOARD	1	
- 63	5151-5	E	TERMINAL, Stud, uninsulated, turret-type (06540) spec dwg 514266-104	2	
- 64	5321-5	E	TERMINAL, Stud, uninsulated, turret-type (06540) spec dwg 514266-302	1	
- 65	8006790-1	E	PRINTED WIRING BOARD	1	
- 66	8004396-1	C	BAR, Spacer, threaded	2	

Section II
Group Assembly Parts List

T.O. 31R2-2GRT-104
NAVELEX 0967-LP-429-5020

FIGURE AND INDEX NUMBER	PART NUMBER	IDENT	DESCRIPTION	UNITS PER ASSY	USABLE ON CODE
16-	MS35206-213	C	ATTACHING PARTS	2	
	MS27183-3	C	SCREW	2	
	MS35338-40	C	WASHER	2	
			----*----		
- 67	M8113-04T	C	TERMINAL LUG (98410) spec dwg 514271-5	1	
			ATTACHING PARTS		
	MS35206-214	C	SCREW	1	
	MS35338-40	C	WASHER	1	
	MS35649-242	C	NUT	1	
			----*----		
- 68	M8113-04T	C	TERMINAL LUG (98410) spec dwg 514271-5	1	
- 69	RCR07G750JS	C	RESISTOR	1	
- 70	148-0004-001	C	CAPACITOR, Variable, air dielectric, 3.2 to 50 pf, porm 10 pct, 375 wvdc (74970) spec dwg 501185-4 (used in early configurations, changed vendors in later configurations)	2	
	148-0004-041	C	CAPACITOR, Variable, air dielectric, 3.2 to 50 pf, porm 10 pct, 375 wvdc (71313) spec dwg 501185-4 (used in later configurations)	2	
			ATTACHING PARTS		
	8006103-1	C	SCREW, Machine	4	
	MS35338-40	C	WASHER	4	
			----*----		
	8004339G1	C	CIRCUIT CARD ASSEMBLY, Oven Control	1	
			ATTACHING PARTS		
	MS35206-214	C	SCREW	2	
	MS27183-3	C	WASHER	2	
			----*----		
- 71	RCR07G102JR	D	RESISTOR (R15 replaced by RCR07G101JR in later configurations)	3	
	RCR07G101JR	D	RESISTOR (added in later configurations)	1	
- 72	RCR07G621JR	D	RESISTOR (used in early configurations)	1	
	RCR07G122JR	D	RESISTOR (used in later configurations)	1	
- 73	RCR20G302JR	D	RESISTOR	1	
- 74	RCR07G433JR	D	RESISTOR	1	
- 75	JB32J12	D	RESISTOR, Thermal, 0.2 watt (15801) spec dwg 509413-1	3	
- 76	RCR20G392JR	D	RESISTOR	1	
- 77	JAN1N753A	D	SEMICONDUCTOR DEVICE, Diode	1	
- 78	JAN1N756A	D	SEMICONDUCTOR DEVICE, Diode	1	
- 79	JAN2N2222A	D	TRANSISTOR (Q5 replaced by JAN2N912 in later configurations)	2	
	JAN2N912	D	TRANSISTOR (replaces JAN2N2222A, Q5, in later configurations)	1	
- 80	10047DAP	D	MOUNTING PAD, Electrical (07047) spec dwg 507253-12	2	
- 81	RCR07G300JR	D	RESISTOR	1	
	8004341G1	D	PRINTED WIRING BOARD	1	
- 82	5321-5	E	TERMINAL, Stud, uninsulated, turret-type (06540) spec dwg 514266-302	6	
- 83	8004341-1	E	PRINTED WIRING BOARD	1	
- 84	2N3771	C	TRANSISTOR, NPN, silicon (04713) spec dwg 511793-1 (used in early configurations)	1	
	PE6011	C	TRANSISTOR, NPN, power amplifier, 150w (52333) spec dwg 511793-1 (used in later configurations)	1	
			ATTACHING PARTS		
	MS35206-229	C	SCREW	2	
	MS27183-5	C	WASHER	2	
	MS35338-41	C	WASHER	2	
	MS25082-1	C	NUT	2	
			----*----		

FIGURE AND INDEX NUMBER	PART NUMBER	IDENT	DESCRIPTION	UNITS PER ASSY	USABLE ON CODE
16- 85	8102535-2	C	TERMINAL, Lug, locking	1	
- 86	2711-24827N140	C	WASHER, Shouldered (06540) spec dwg 507292-6	2	
- 87	495320	C	MOUNTING PAD, Electronic component (02735) spec dwg 507292-1	1	
	8004392G1	C	CHASSIS, Electrical equipment	1	
- 88	8004393-1	D	BRACKET, Front	2	
- 89	STSM7	D	TERMINAL, Stud, insulated (98291) spec dwg 514264-601	6	
- 90	NCN4-2-040-3	D	NUT, Captive (42498) spec dwg 508570-1	2	
- 91	8004497-1	D	FINGERS, Spring	2	
- 92	5339-08903-3	D	EYELET	4	
- 93	5339-08904-3	D	EYELET	6	
- 94	8004392-9	D	CHASSIS, Electrical equipment	1	
- 95	MS3367-4-9	B	STRAP	2	
	8004397G2	B	CHASSIS, Electrical equipment	1	
- 96	44LND40C	C	NUT, Self-locking (86577) spec dwg 508566-1	2	
	8004578G1	C	BRACKET, Mounting ATTACHING PARTS	2	
	MS16535-133	C	RIVET ----*----	8	
- 97	MS21208C0820	D	INSERT	1	
- 98	8004578-1	D	BRACKET	1	
- 99	8004397-5	C	CHASSIS, Electrical equipment	1	
17-	8004290G3	A	OSCILLATOR, Crystal Controlled (ESDS)(see figure 2 for NHA) for army use only	REF	CE
- 1	8004398-1	B	COVER, Chassis	2	
- 2	8004514-1	B	INSULATION, Top	1	
- 3	8004515-1	B	INSULATION, Bottom	1	
- 4	8004400-1	B	RETAINER, Crystal holder ATTACHING PARTS	2	
	MS35190-223	B	SCREW ----*----	2	
	8004406G1	B	HOLDER, Crystal unit	1	
- 5	8004406-4	C	RUBBER STRIP	1	
- 6	8004500-1	C	HOLDER, Crystal ATTACHING PARTS	1	
	N440-5-8	C	SCREW, Binder head, nylon, molded (95987) spec dwg 511333-7 ----*----	2	
- 7	8004715-1	C	PLATE, Backing, holder, crystal	1	
- 8	8004498-1	C	PLUG, Insulation	1	
- 9	8004499-1	C	KNOB, Crystal holder	1	
- 10	504856-1	B	EXTENSION, Shaft	2	
- 11	M39012-21-0001	B	CONNECTOR ATTACHING PARTS	1	
	8105252-9	B	WASHER, Flat (added in later configurations)	1	
	8105252-1	B	WASHER, Flat ----*----	1	
- 12	D20419	B	RETAINER, Electrical connector (71468) spec dwg 502056-301	2	
	318-15-99-056	B	RETAINER, Electrical connector (71785) spec dwg 502056-301 (alternate part in later configurations)	2	
- 13	DEC9PFO	B	CONNECTOR, Receptacle, electrical (71468) spec dwg 502056-101 (use until exhausted, vendor changed part numbers in later configurations)	1	
	DEU9PFO	B	CONNECTOR, Receptacle, electrical (71468) spec dwg 502056-101 (alternate part used in later configurations)	1	

Section II
Group Assembly Parts List

T.O. 31R2-2GRT-104
NAVELEX 0967-LP-429-5020

CAUTION **CAUTION**
ELECTROSTATIC
SENSITIVE DEVICES
OBSERVE PRECAUTIONS
FOR HANDLING

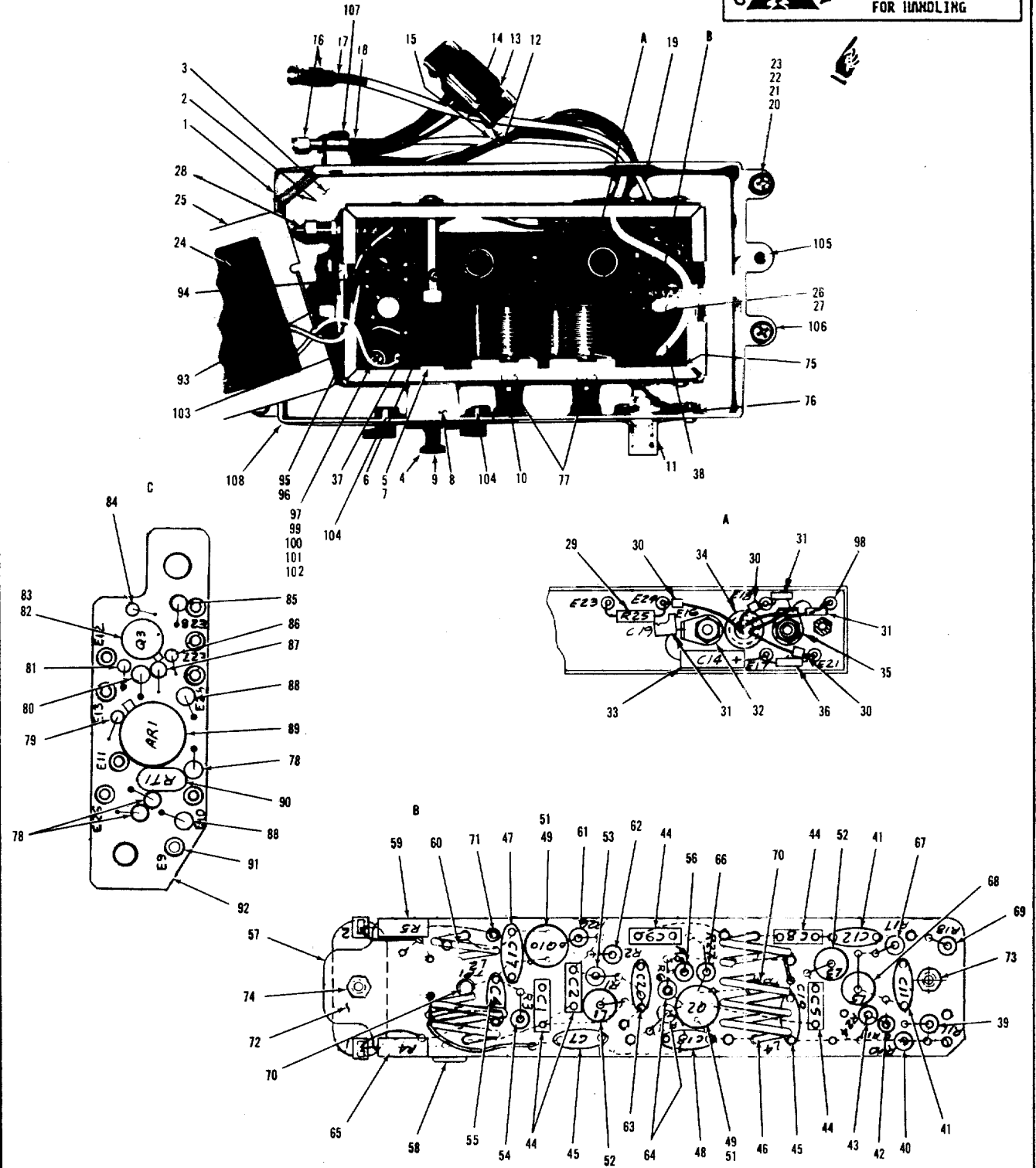


Figure 17. Oscillator, Crystal Controlled

FIGURE AND INDEX NUMBER	PART NUMBER	INDEX	DESCRIPTION	UNITS PER ASSY	USABLE ON CODE
17-	234-09-11-100	B	CONNECTOR, Receptacle, electrical (71785) spec dwg 502056-101 (alternate part in later configurations)	1	
- 14	030-1952-000	B	CONTACT, Electrical (71468) spec dwg 502056-401	6	
	403-30-15-119-410	B	CONTACT, Electrical (71785) spec dwg 502056-401 (alternate part in later configurations)	6	
- 15	MS3367-4-9	B	STRAP	2	
- 16	UG1465U	B	CONNECTOR	2	
- 17	516665-99	B	TUBING, Marker, heat shrinkable	1	
- 18	516665-100	B	TUBING, Marker, heat shrinkable	1	
- 19	MS35489-6	B	GROMMET	1	
- 20	MS35206-252	B	SCREW	4	
- 21	NAS620-8	B	WASHER	4	
- 22	MS35338-42	B	WASHER	4	
- 23	517689-1	B	WASHER, Non-metallic (used in early configurations, when exhausted use alternate part 5-646N674-70)	4	
	5-646N674-70	B	PACKING, Preformed (02697) spec dwg 508874-13 (used in later configurations)	4	
	8007416G1	B	OSCILLATOR ASSEMBLY, Crystal Controlled ATTACHING PARTS	1	
	MS35206-213	B	SCREW	1	
	MS35338-40	B	WASHER	1	
	MS35649-242	B	NUT	1	
	8004395G1	C	---*---		
- 24	133-107	D	COVER, Chassis	1	
		D	HEATING ELEMENT, Electrical (02728) spec dwg 506435-1	1	
- 25	8004395-1	D	COVER	1	
	8004395G2	C	COVER, Chassis	1	
- 26	133-107	D	HEATING ELEMENT, Electrical (02728) spec dwg 506435-1	1	
- 27	8004395-1	D	COVER	1	
- 28	RV6LAYS251A	C	RESISTOR	1	
	AN960C416L	C	ATTACHING PARTS WASHER	1	
		C	---*---		
- 29	RCR20G622JR	C	RESISTOR	1	
- 30	56-590-65-3B	C	SHIELD, Interference, bead type (02114) spec dwg 512134-1	3	
- 31	CK06BX103K	C	CAPACITOR	3	
- 32	2102-04-02	C	TERMINAL, Lug type (78189) spec dwg 514267-1 ATTACHING PARTS	1	
	MS35206-213	C	SCREW	1	
	MS35649-242	C	NUT	1	
		C	---*---		
- 33	M39003-01-2306	C	CAPACITOR	1	
- 34	MS35489-6	C	GROMMET	1	
- 35	8004961-1	C	SHIELD, Retainer ATTACHING PARTS	1	
	MS25082-12	C	NUT	1	
	MS77068-4	C	TERMINAL	1	
		C	---*---		
- 36	RCR07G330JR	C	RESISTOR	1	
- 37	506365-1	C	GUIDE, Crystal	1	
- 38	RG188AU	C	CABLE, RF	AR	
	8007415G1	C	OSCILLATOR, Crystal ATTACHING PARTS	1	
	MS35206-213	C	SCREW	1	
	MS35206-216	C	SCREW	1	
	MS27183-3	C	WASHER	2	
	MS35338-40	C	WASHER	2	
		C	---*---		

Section II
Group Assembly Parts List

T.O. 31R2-2GRT-104
NAVELEX 0967-LP-429-5020

FIGURE AND INDEX NUMBER	PART NUMBER	INDEX	DESCRIPTION	UNITS PER ASSY	USABLE ON CODE
17- 39	RCR07G221JR	D	RESISTOR	1	
- 40	RCR07G150JR	D	RESISTOR	1	
- 41	CK60AW102M	D	CAPACITOR (alternate part 501240-58)	2	
- 42	JAN1N914	D	SEMICONDUCTOR DEVICE, Diode	1	
- 43	RCR07G121JR	D	RESISTOR	1	
- 44	CK06BX103K	D	CAPACITOR	5	
- 45	CK60BX101K	D	CAPACITOR (alternate part 501240-31)	2	
- 46	8004343-2	D	COIL, RF	1	
- 47	CK60BX2R2K	D	CAPACITOR (alternate part 501240-1)	1	
- 48	CK60BX6R8K	D	CAPACITOR (alternate part 501240-10)	1	
- 49	2N5179	D	TRANSISTOR, NPN, silicon, RF, small signal (02735 or 04713) spec dwg 515351-1	2	
- 50	8007550-1	D	TRANSISTOR	1	
- 51	10047DAP	D	MOUNTING PAD, Electrical (07047) spec dwg 507253-12	2	
- 52	MS75008-37	D	COIL, RF	2	
- 53	RCR07G393JR	D	RESISTOR	1	
- 54	RCR07G102JR	D	RESISTOR (value selected at test, tailor point)	1	
	RCR07G821JR	D	RESISTOR (value selected at test, tailor point)	1	
	RCR07G122JR	D	RESISTOR (value selected at test, tailor point)	1	
- 55	CK60AX471K	D	CAPACITOR (alternate part 501240-43)	1	
- 56	RCR07G511JR	D	RESISTOR	1	
- 57	33302-3	D	SOCKET, Crystal (76487) spec dwg 512396-1 (changed vendors in later configurations)	1	
	33302B	D	SOCKET, Crystal (14908) spec dwg 512396-1	1	
- 58	508456-1	D	NETWORK, Phase changing	1	
- 59	RCR07G620JR	D	RESISTOR	1	
- 60	8004343-1	D	COIL, RF	1	
- 61	RCR07G750JR	D	RESISTOR	1	
- 62	RCR07G183JR	D	RESISTOR (value selected at test, tailor point)	1	
	RCR07G153JR	D	RESISTOR (value selected at test, tailor point)	1	
	RCR07G203JR	D	RESISTOR (value selected at test, tailor point)	1	
- 63	CK61AW222M	D	CAPACITOR (alternate part 501240-88)	1	
- 64	RCR07G203JR	D	RESISTOR	2	
- 65	RCR07G511JR	D	RESISTOR	1	
- 66	RCR07G390JR	D	RESISTOR	1	
- 67	RCR07G273JR	D	RESISTOR	1	
- 68	MS75008-32	D	COIL, RF	1	
- 69	RCR07G303JR	D	RESISTOR	1	
	8006790G1	D	PRINTED WIRING BOARD	1	
- 70	5151-5	E	TERMINAL, Stud, uninsulated, turret-type (06540) spec dwg 514266-104	2	
- 71	5321-5	E	TERMINAL, Stud, uninsulated, turret-type (06540) spec dwg 514266-302	1	
- 72	8006790-1	E	PRINTED WIRING BOARD	1	
- 73	8004396-1	C	BAR, Spacer, threaded	1	
			ATTACHING PARTS		
	MS35206-213	C	SCREW	1	
	MS35338-40	C	WASHER	1	
	MS27183-3	C	WASHER	1	
- 74	8004396-1	C	BAR, Spacer, threaded	1	
			ATTACHING PARTS		
	MS35206-213	C	SCREW	1	
	MS27183-3	C	WASHER	1	
	MS35338-40	C	WASHER	1	
- 75	M8113-04T	C	TERMINAL LUG (98410) spec dwg 514271-5	1	
			ATTACHING PARTS		
	MS35206-214	C	SCREW	1	
	MS35338-40	C	WASHER	1	
	MS35649-242	C	NUT	1	
			-----*		

FIGURE AND INDEX NUMBER	PART NUMBER	IDENT	DESCRIPTION	UNITS PER ASSY	USABLE ON CODE
17- 76	M8113-04T	C	TERMINAL LUG (98410) spec dwg 514271-5	2	
- 77	148-0004-001	C	CAPACITOR, Variable, air dielectric, 3.2 to 50 pf, porm 10 pct, 375 wvdc (74970) spec dwg 501185-4 (used in early configurations, changed vendors in later configurations)	2	
	148-0004-041	C	CAPACITOR, Variable, air dielectric, 3.2 to 50 pf, porm 10 pct, 375 wvdc (71313) spec dwg 501185-4 (used in later configurations)	2	
	8006103-1	C	ATTACHING PARTS SCREW, Machine	2	
	MS35338-40	C	WASHER	2	
	8007417G1	C	----*---- CIRCUIT CARD ASSEMBLY, Oven control ATTACHING PARTS	1	
	MS35206-214	C	SCREW	2	
	MS35338-40	C	WASHER	2	
	MS27183-3	C	WASHER ----*----	2	
- 78	RN55D3740F	D	RESISTOR	3	
- 79	RCR05G823JS	D	RESISTOR	1	
- 80	JAN1N751A	D	SEMICONDUCTOR DEVICE, Diode	1	
- 81	RCR05G181JS	D	RESISTOR	1	
- 82	JAN2N2907A	D	TRANSISTOR	1	
- 83	10047DAP	D	MOUNTING PAD, Electrical (07047) spec dwg 507253-12	1	
- 84	RCR05G102JS	D	RESISTOR	1	
- 85	RW80UR499F	D	RESISTOR	1	
- 86	RCR05G100JS	D	RESISTOR	1	
- 87	RCR07G392JS	D	RESISTOR	1	
- 88	RCR07G512JS	D	RESISTOR	2	
- 89	SN52741L00	D	INTEGRATED CIRCUIT, Amplifier, operational (ESDS) (01295) spec dwg 511854-1	1	
	RM741T	D	INTEGRATED CIRCUIT, Amplifier, operational (ESDS) (49956) spec dwg 511854-1 (alternate part in later configurations)	1	
- 90	JB32J12	D	RESISTOR, Thermal, 0.2 watt (15801) spec dwg 509413-1	1	
	80074222G1	D	PRINTED WIRING BOARD	1	
- 91	5321-5	E	TERMINAL, Stud, uninsulated, turrent-type (06540) spec dwg 514266-302	9	
- 92	8007422-1	E	PRINTED WIRING BOARD	1	
- 93	PE6011	C	TRANSISTOR, NPN, power (52333) spec dwg 511793-1 ATTACHING PARTS	1	
	MS35206-229	C	SCREW	2	
	MS27183-5	C	WASHER	2	
	MS35338-41	C	WASHER	2	
	MS25082-1	C	NUT ----*----	2	
- 94	8102535-2	C	TERMINAL, Lug, locking	1	
- 95	2711-24827N140	C	WASHER, Shouldered (06540) spec dwg 507292-6	2	
- 96	495320	C	MOUNTING PAD, Electronic component (02735) spec dwg 507292-1	1	
	8004392G2	C	CHASSIS, Electronic equipment	1	
- 97	8004393-1	D	BRACKET, Front	2	
- 98	STSM7	D	TERMINAL, Stud, insulated (98291) spec dwg 514264-601	6	
- 99	NCN4-2-040-3	D	NUT, Captive (42498) spec dwg 508570-1	2	
-100	8004497-1	D	FINGERS, Spring	2	
-101	5339-08903-3	D	EYELET	4	
-102	5339-08904-3	D	EYELET	6	
-103	8004392-9	D	CHASSIS, Electrical equipment	1	
	8004397G3	B	CHASSIS, Electronic equipment	1	
-104	44LN040C	C	NUT, Self-locking (86577) spec dwg 508566-1	2	
	8004578G1	C	BRACKET, Mounting	2	

Section II
Group Assembly Parts List

T.O. 31R2-2GRT-104
NAVELEX 0967-LP-429-5020

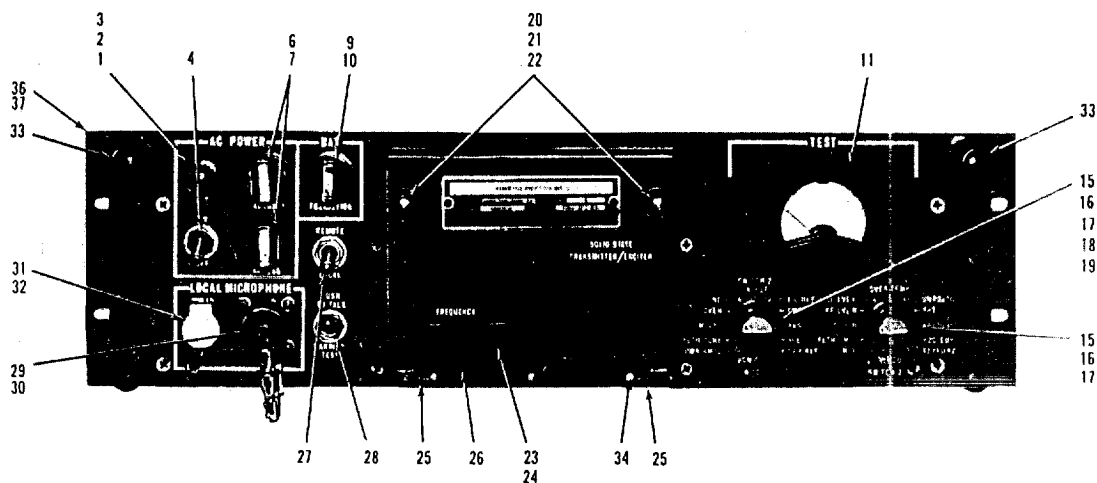
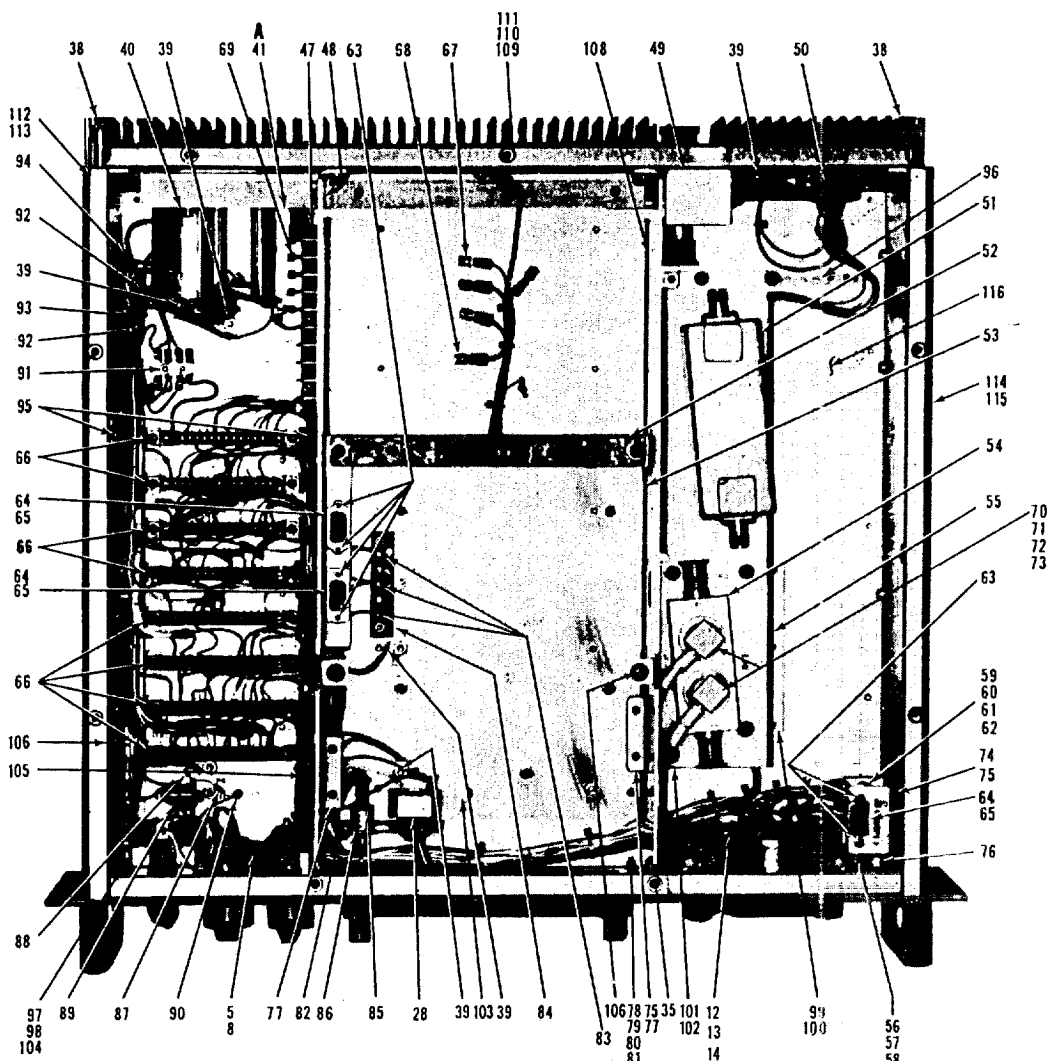


Figure 18. Frame Assembly, Transmitter, UHF and VHF (Sheet 1 of 2)

FIGURE AND INDEX	PART NUMBER	I N D E N T	DESCRIPTION	UNITS PER ASSY	USABLE ON CODE
17 -	MS16535-133	C	ATTACHING PARTS RIVET ---*	8	
-105	MS21208C0820	D	INSERT	1	
-106	8004578-1	D	BRACKET	1	
-107	101001	C	FUSEHOLDER (75915) SPEC DWG 509417-1	1	
	MS16535-132	C	ATTACHING PARTS RIVET ---*	1	
-108	8004397-6	C	CHASSIS, Electrical equipment	1	
18 -	8004204G1	A	FRAME ASSEMBLY, Transmitter, UHF (see figure 2 for NHA)	REF	ACDGI
	8004204G2	A	FRAME ASSEMBLY, Transmitter, VHF (see figure 2 for NHA)	REF	BEFHJ
-1	132-0997	B	LENS, Indicator light, clear (72619) spec dwg 508121-1	1	
-2	NE51	B	LAMP	1	
-3	LH76-1	B	LAMPHOLDER	1	
-4	7661K6	B	SWITCH, Toggle, four pole, single throw, 2 position (27192) spec dwg 512984-2	1	
	8105252-2	B	ATTACHING PARTS WASHER, Flat ---*	1	
-5	CK60AX471K	B	CAPACITOR (alternate part 501240-43)	3	
-6	F02A250V6A	B	FUSE, Cartridge, 6 amp, 105-120 volts input	2	
	F02A250V3A	B	FUSE, Cartridge, 3 amp, 210-240 volts input	2	
-7	FHL17G2	B	FUSEHOLDER	2	
-8	151	B	TERMINAL, Lug type (79963) spec dwg 514260-8	1	
-9	F02A32V10A	B	FUSE (when exhausted use F02A125V10A)	1	
	F02A125V10A	B	FUSE (replaces F02A32V10A in later configurations)	1	
-10	FHL18G2-2	B	FUSEHOLDER	1	
-11	2521-267848	B	METER, Electrical, dc, panel type (65092) spec dwg 508258-7	1	
	8004766G2	B	TERMINAL BOARD	1	
-12	NAS705S2	C	TERMINAL, Stud	2	
-13	8004766-2	C	TERMINAL BOARD	1	
-14	514105-3	B	TAPE, Pressure sensitive	1	
-15	CK60AW152M	B	CAPACITOR (alternate part 501240-64)	6	
-16	70-4WL3-2G	B	KNOB, Control (49956) spec dwg 507577-1	2	
	101222	B	KNOB, Control (99813) spec dwg 507577-1 (alternate part in later configurations)	2	
-17	5P4D62B	B	SWITCH, Rotary, 2 pole, 12 position (71450) spec dwg 512975-3	2	
	MS25082-7	B	ATTACHING PARTS NUT	2	
	8105252-1	B	WASHER, Flat	2	
	1720-05-00-4102	B	WASHER, Lock, internal tooth (78189) spec dwg 517682-1 ---*	2	
-18	JAN1N914	B	SEMICONDUCTOR DEVICE, Diode (CR2 added in later configurations)	2	
-19	RN55D4321F	B	RESISTOR	1	
-20	517689-1	B	WASHER, Non-metalic (used in early configurations, when exhausted use alternate part 5-646N674-70)	2	
	5-646N674-70	B	PACKING, Preformed (02697) spec dwg 508874-13 (used in later configurations)	2	
-21	8004856-1	B	SCREW, Captive	2	
-22	MS27183-7	B	WASHER	2	
	8004760G1	B	HOLDER ASSEMBLY, Card	1	

Section II
Group Assembly Parts List

T.O. 31R2-2GRT-104
NAVELEX 0967-LP-429-5020

FIGURE AND INDEX NUMBER	PART NUMBER	I N D E N T	DESCRIPTION	UNITS PER ASSY	USABLE ON CODE
18- 23	8004760-2	C	TAPE, Pressure sensitive, adhesive	1	
- 24	8004760-1	C	HOLDER, Card	1	
- 25	MS35672-17	B	PIN	2	
- 26	8004501-1	B	DOOR, Panel, front	1	
	GG810A1	D	WIRE MESH, Knit (26512)	2	
- 27	MS35059-23	B	SWITCH	1	
			ATTACHING PARTS		
	8105252-2	B	WASHER, Flat	1	
			-----*		
- 28	MS35058-22	B	SWITCH	2	
			ATTACHING PARTS		
	8105252-2	B	WASHER, FLAT	2	
			-----*		
- 29	MS3102R14S5S	B	CONNECTOR	1	
			ATTACHING PARTS		
	MS35206-217	B	SCREW	4	
	MS27183-3	B	WASHER	4	
	MS35338-40	B	WASHER	4	
	MS35649-242	B	NUT	4	
			-----*		
- 30	MS25043-14C	B	COVER, Electrical	1	
- 31	S512	B	COVER, Access, self-closing (82389) spec dwg 502072-1	1	
- 32	JJ033	B	JACK, Telephone	1	
- 33	8004517-1	B	HANDLE, Panel, front	2	
			ATTACHING PARTS		
	8006103-5	B	SCREW, Machine (used in early configurations)	4	
	8006103-7	B	SCREW, Machine (used in later configurations)	4	
	MS27183-7	B	WASHER (deleted in later configurations)	4	
	MS35338-42	B	WASHER	4	
	MS35649-282	B	NUT	4	
			-----*		
	8004207G1	B	PANEL ASSEMBLY, Front	1	
			ATTACHING PARTS		
	MS35190-237	B	SCREW	6	
	MS35190-252	B	SCREW	4	
			-----*		
- 34	8004495-1	C	HINGE, Door	1	
			ATTACHING PARTS		
	MS16535-135	C	RIVET	3	
			-----*		
- 35	8004519-4	C	NUT, Special	2	
- 36	58N091EXH3C	C	NUT, Plain, clinch (86577) spec dwg 508565-2 (used in early configurations)	2	
	58N125EXH3C	C	NUT, Plain, clinch (86577) spec dwg 508565-2 (used in later configurations)	2	
- 37	8004207G2	C	PANEL, Front	1	
- 38	310013	B	SLIDE, Drawer, extension (05236) spec dwg 512308-2	2	
			ATTACHING PARTS		
	MS35206-243	B	SCREW	8	
	MS35338-42	B	WASHER	8	
			-----*		
- 39	2102-06-03	B	TERMINAL, Lug type (78189) spec dwg 514267-2	6	
			ATTACHING PARTS		
	MS35206-227	B	SCREW	6	
	MS35649-262	B	NUT	6	
			-----*		
- 40	8006083G1	B	FILTER ASSEMBLY, Electrical (31550) source dwg 505543-1	1	
			ATTACHING PARTS		
	MS35206-231	B	SCREW	4	
	MS27183-6	B	WASHER	4	
			-----*		

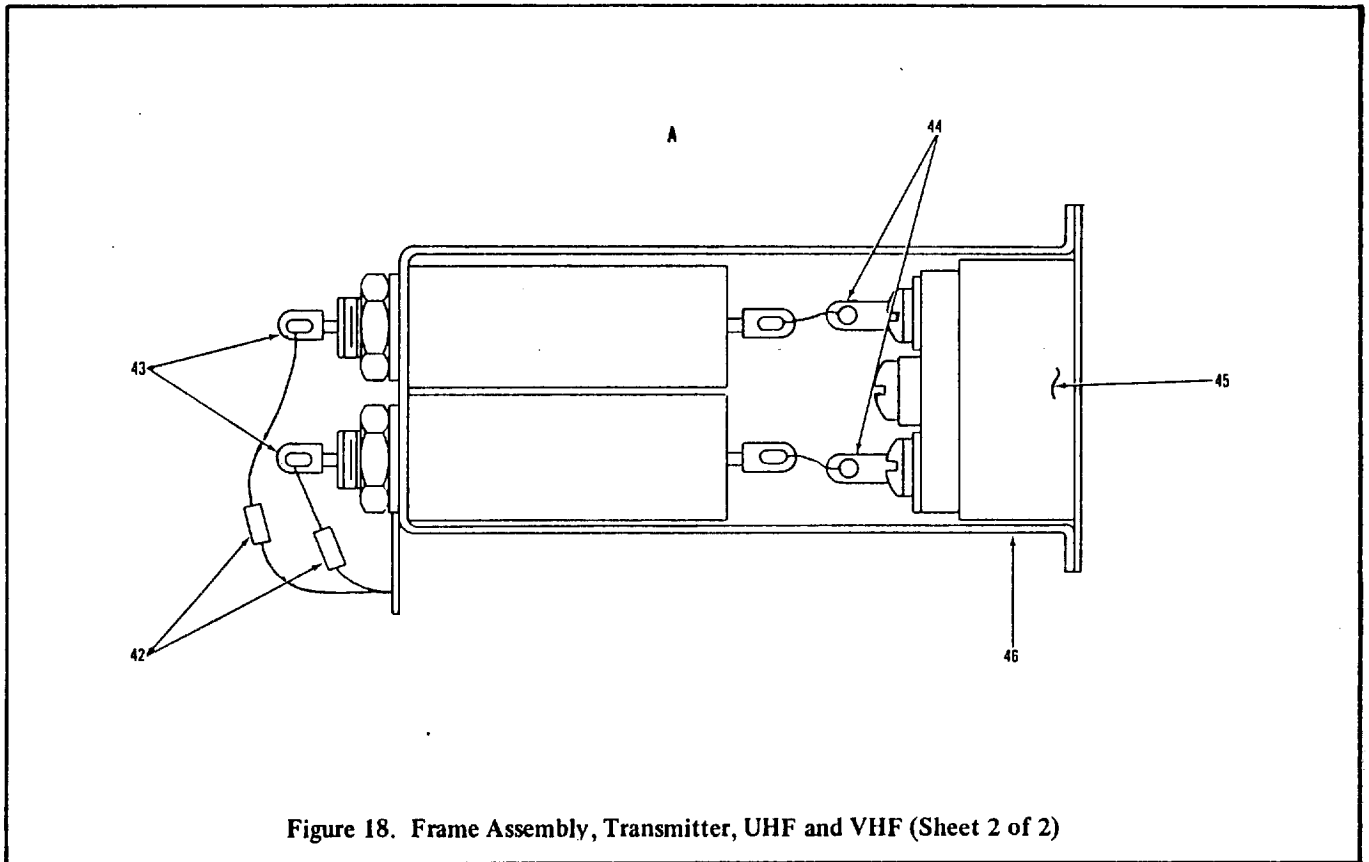


Figure 18. Frame Assembly, Transmitter, UHF and VHF (Sheet 2 of 2)

FIGURE AND INDEX NUMBER	PART NUMBER	INDENT	DESCRIPTION	UNITS PER ASSY	USABLE ON CODE
18- 41	8006084G1	B	FILTER ASSEMBLY, Electrical (31550) source dwg 505542-2 ATTACHING PARTS	1	
	MS35206-227	B	SCREW	2	
	MS27183-6	B	WASHER	2	
	MS35338-41	B	WASHER	2	
- 42	RCR20G474JS	C	RESISTOR (added in later configurations)	2	
- 43	NFT3H6P1L10-10	C	CAPACITOR, Filter, RFI feed thru, 0.1 uf, 10%, 600 vdc (09023) spec dwg 501370-1	2	
	104JX10496TA	C	CAPACITOR, Filter, RFI feed thru, 0.1 uf, 10%, 600 vdc (56289) spec dwg 501370-1 (alternate for NFT3H6P1L10-10) (use until exhausted, vendor changed part and part number in later configurations, see 103P525A1)	2	
	103P525A1	C	CAPACITOR, Filter, RFI, feed thru, 0.1 uf, 10%, 600 vdc (56289) spec dwg 501370-1 (alternate part used in later configurations)	2	
	508027-1	C	ATTACHING PARTS TERMINAL, Lug (added in later configurations)	1	
- 44	8102535-2	C	TERMINAL, Lug, locking	2	
- 45	7486	C	CONNECTOR, Receptacle, electrical, three wire, twist-lock (74545) spec dwg 502079-3	1	

Section II
Group Assembly Parts List

T.O. 31R2-2GRT-104
NAVELEX 0967-LP-429-5020

FIGURE AND INDEX NUMBER	PART NUMBER	I N D E N T	DESCRIPTION	UNITS PER ASSY	USABLE ON CODE
18- 46	8006082-1	C	HOUSING, Connector filter	1	
- 47	37009-678	B	TERMINAL BOARD, Molded, barrier (98410) spec dwg 514270-2	1	
	JN031479-2	B	TERMINAL BOARD, Molded, barrier (75382) spec dwg 514270-2 (alternate part for 37009-678 in later configurations)	1	
	MS35190-239	B	ATTACHING PARTS		
	MS35338-41	B	SCREW	2	
	MS35649-262	B	WASHER	2	
		B	NUT	2	
			---*---		
- 48	8004837-3	B	GROMMET	1	
- 49	512983-1	B	SWITCH, RF, transmission line	1	
- 50	MS3102R18-1S	B	CONNECTOR	1	
			ATTACHING PARTS		
	MS35206-216	B	SCREW	4	
	MS27183-3	B	WASHER	4	
	MS35338-40	B	WASHER	4	
	MS35649-242	B	NUT	4	
			---*---		
- 51	505516-11	B	FILTER, RF, low pass, 225-400 MHz	1	ACDGI
	505516-25	B	FILTER, RF, low pass, 116-150 MHz	1	BEFHJ
			ATTACHING PARTS		
	MS35206-228	B	SCREW	4	
	MS27183-6	B	WASHER	4	
	MS35338-41	B	WASHER	4	
			---*---		
- 52	8004568-1	B	CHANNEL, Mounting	1	
			ATTACHING PARTS		
	MS35206-245	B	SCREW	2	
	MS27183-7	B	WASHER	2	
			---*---		
- 53	MS35489-43	B	GROMMET	1	
- 54	509146-12	B	DETECTOR, Power, directional, 225-400 MHz	1	ACDGI
	509146-22	B	DETECTOR, Power, directional, 116-150 MHz	1	BEFHJ
			ATTACHING PARTS		
	MS35206-217	B	SCREW	4	
	MS27183-6	B	WASHER	4	
	MS35338-41	B	WASHER	4	
			---*---		
- 55	8004880-1	B	PLATE, Mounting	1	
			ATTACHING PARTS		
	MS35206-243	B	SCREW	6	
	MS27183-7	B	WASHER	6	
	MS35338-42	B	WASHER	2	
			---*---		
- 56	RCR07G474JR	B	RESISTOR	1	
- 57	RCR07G222JR	B	RESISTOR	1	
- 58	M39003-01-2379	B	CAPACITOR	1	
- 59	2N3766	B	TRANSISTOR, NPN, power (04713) spec dwg 511791-1	1	
			ATTACHING PARTS		
	MS35206-230	B	SCREW	2	
	MS27183-6	B	WASHER	2	
	MS35338-41	B	WASHER	2	
	MS35649-262	B	NUT	2	
			---*---		
- 60	DF31A	B	INSULATOR, Electrical (02735) spec dwg 507292-2	1	
- 61	495334-7	B	WASHER, Shouldered (02735) spec dwg 507292-3	2	
- 62	2102-06-03	B	TERMINAL, Lug type (78189) spec dwg 514267-2	1	
- 63	D20418-26	B	RETAINER, Electrical connector (71468) spec dwg 502056-311	6	

FIGURE AND INDEX NUMBER	PART NUMBER	IDENT	DESCRIPTION	UNITS PER ASSY	USABLE ON CODE
18-	MS35333-36	B	ATTACHING PARTS WASHER ----*----	6	
	8004949G1	B	WIRING HARNESS, Branched ATTACHING PARTS	1	
	MS35206-217	B	SCREW	16	
	MS27183-3	B	WASHER	16	
	MS35338-40	B	WASHER ----*----	16	
- 64	030-1953-000	C	CONTACT, Electrical (71468) spec dwg 502056-402	18	
	414-30-14-227-410	C	CONTACT, Electrical (71785) spec dwg 502056-402 (alternate part in later configurations)	18	
- 65	DEC9SFO	C	CONNECTOR, Plug, electrical (71468) spec dwg 502056-201 (use until exhausted, vendor changed part numbers in later configurations)	3	
	DEU9SFO	C	CONNECTOR, Plug, electrical (71468) spec dwg 502056-201 (alternate part used in later configurations)	3	
	233-09-11-100	C	CONNECTOR, Plug, electrical (71785) spec dwg 502056-201 (alternate part in later configurations)	3	
- 66	70-6015-1107-00	C	CONNECTOR, Receptacle, electrical (26742) spec dwg 502066-105 (used in early configurations, vendor changed part number in later configurations)	8	
	118-004-04	C	CONNECTOR, Receptacle, electrical (26742) spec dwg 502066-105 (used in later configurations)	8	
- 67	AA8137T	C	TERMINAL, Tab (98410) spec dwg 514268-3 (use until exhausted, replaced by AA9137T in later configura- tions)	11	
	AA9137T	C	TERMINAL, Lug (98410) spec dwg 514268-3 (vendor changed part in later configurations)	11	
- 68	BB8138T	C	TERMINAL, Tab (98410) spec dwg 514268-4 (use until exhausted, replaced by BB9138T in later configura- tions)	5	
	BB9138T	C	TERMINAL, Lug (98410) spec dwg 514268-4 (vendor changed part in later configurations)	5	
- 69	MS25036-106	C	TERMINAL LUG	2	
- 70	UG1465U	C	CONNECTOR	2	
- 71	516665-26	C	TUBING, Marker	1	
- 72	516665-27	C	TUBING, Marker	1	
- 73	RG188U	C	CABLE, RF	AR	
- 74	8004734-1	B	BRACKET, Double angle ATTACHING PARTS	1	
	MS35206-213	B	SCREW	2	
	MS27183-3	B	WASHER	2	
	MS35338-40	B	WASHER ----*----	2	
- 75	1504-1-0519	B	TERMINAL STUD, Insulated (71279) spec dwg 514264-501 ATTACHING PARTS	1	
	MS27183-6	B	WASHER	1	
	MS35338-41	B	WASHER ----*----	1	
- 76	2102-04-02	B	TERMINAL, Lug type (78189) spec dwg 514267-1	1	
- 77	8004660-1	B	BAR, Spacer ATTACHING PARTS	2	
	MS35206-230	B	SCREW	4	
	MS27183-6	B	WASHER	4	
	MS35338-41	B	WASHER	4	
	MS35649-262	B	NUT ----*----	4	
- 78	MS35206-228	B	SCREW	4	
- 79	MS35338-41	B	WASHER	4	

Section II
Group Assembly Parts List

T.O. 31R2-2GRT-104
NAVELEX 0967-LP-429-5020

FIGURE AND INDEX NUMBER	PART NUMBER	IDENT	DESCRIPTION	UNITS PER ASSY	USABLE ON CODE
18- 80	MS27183-6	B	WASHER (used in early configurations, deleted in later configurations)	4	
- 81	AN960C6L	B	WASHER (added in later configurations)	4	
- 82	8004837-2	B	GROMMET	1	
	8004815G1	B	TERMINAL BOARD	1	
			ATTACHING PARTS		
	MS35206-216	B	SCREW	2	
	MS27183-3	B	WASHER	2	
	MS35338-40	B	WASHER	2	
	MS35649-242	B	NUT	2	
			---*---		
- 83	NAS705S2	C	TERMINAL STUD	3	
- 84	8004815-1	C	TERMINAL BOARD	1	
- 85	RV6LAYSA252A	B	RESISTOR	1	
- 86	RV6LAYSA102A	B	RESISTOR	1	
- 87	RCR07G103JR	B	RESISTOR	1	
- 88	RCR07G621JR	B	RESISTOR	1	
- 89	52836	B	TRANSFORMER, AF, primary impedance 30 to 100 ohms, secondary 600 ohms, primary res 20 ohms max, secondary res 72 ohms max (43543) spec dwg 515321-1 (when exhausted use AU0105)	1	
	AU0105	B	TRANSFORMER, AF, primary impedance 30 to 100 ohms, secondary 600 ohms, primary res 20 ohms max, secondary res 72 ohms max (08116) spec dwg 515321-1 (alternate for 52836)	1	
			ATTACHING PARTS		
	MS35206-214	B	SCREW	2	
	MS35338-40	B	WASHER	2	
	NAS671-4	B	NUT	2	
			---*---		
- 90	4875-1-0519	B	TERMINAL, Stud, insulated (71279) spec dwg 514264-302	1	
			ATTACHING PARTS		
	MS35206-202	B	SCREW	1	
	MS27183-2	B	WASHER	1	
	MS35338-39	B	WASHER	1	
			---*---		
- 91	8004699-1	B	TERMINAL STRIP, Ground	1	
			ATTACHING PARTS		
	MS35206-214	B	SCREW	2	
	MS27183-3	B	WASHER	2	
	MS35333-36	B	WASHER	2	
	MS35338-40	B	WASHER	2	
	MS35338-242	B	NUT	2	
			---*---		
	8004818G2	B	TERMINAL BOARD ASSEMBLY	1	
			ATTACHING PARTS		
	MS35206-214	B	SCREW	2	
	MS27183-3	B	WASHER	2	
	MS35338-40	B	WASHER	2	
			---*---		
- 92	B1C90-20	C	PROTECTOR, Voltage, transient, dc striking voltage 90 porm 20 pct, surge striking voltage less than 1000 V (25088) spec dwg 509204-1	2	
	8004815G5	C	TERMINAL BOARD	1	
- 93	NAS705S2	D	TERMINAL, Stud	4	
- 94	8004815-3	D	TERMINAL BOARD	1	
	8004565G1	B	CHASSIS, Electrical equipment	1	
- 95	8004713-1	C	GUIDE, Printed wiring board	18	
			ATTACHING PARTS		
	MS16535-64	C	RIVET	9	
	MS16535-65	C	RIVET	27	
			---*---		

FIGURE AND INDEX NUMBER	PART NUMBER	IDENT	DESCRIPTION	UNITS PER ASSY	USABLE ON CODE
18- 96	8004879-1	C	BAR, Mounting	1	
	MS16535-124	C	ATTACHING PARTS RIVET	3	
			----*----		
- 97	56LN056C	C	NUT, Self-locking, clinch (86577) spec dwg 508566-3	4	
- 98	56LN093C	C	NUT, Self-locking, clinch (86577) spec dwg 508566-6	2	
	8004581G1	C	BRACKET, Mounting	1	
	MS16535-135	C	ATTACHING PARTS RIVET	3	
			----*----		
- 99	58LN078C	D	NUT, Self-locking, clinch (86577) spec dwg 508566-11 (used in early configurations)	2	
	58LN093C	D	NUT, Self-locking, clinch (86577) spec dwg 508566-7 (used in later configurations)	2	
-100	8004581-1	D	BRACKET, Angle	1	
	8004623G1	C	BRACKET, Mounting	1	
	MS16535-135	C	ATTACHING PARTS RIVET (used in early configurations)	3	
	MS16535-136	C	RIVET (used in later configurations)	3	
			----*----		
-101	58LN078C	D	NUT, Self-locking, clinch (86577) spec dwg 508566-11 (used in early configurations)	2	
	58LN093C	D	NUT, Self-locking, clinch (86577) spec dwg 508566-7 (used in later configurations)	2	
-102	8004623-1	D	BRACKET, Angle	1	
-103	S0S832-12	C	SPACER, Sleeve (46384) spec dwg 505127-77	5	
-104	8004519-2	C	NUT, Special	2	
-105	8004520-2	C	BRACKET, Angle	1	
	MS16535-134	C	ATTACHING PARTS RIVET	3	
			----*----		
-106	8004520-1	C	BRACKET, Angle	1	
	MS16535-134	C	ATTACHING PARTS RIVET	3	
			----*----		
-107	58LN093C	C	NUT, Self-locking, clinch (86577) spec dwg 508566-7	2	
-108	8004565-2	C	CHANNEL, Center	1	
	MS16535-134	C	ATTACHING PARTS RIVET	3	
	MS16535-135	C	RIVET	7	
			----*----		
	8004528G1	C	PANEL, Rear	1	
	MS16535-155	C	ATTACHING PARTS RIVET	5	
			----*----		
-109	MS21209F1-15	D	INSERT	2	
-110	MS21209C0615	D	INSERT	3	
-111	8004528-1	D	PANEL	1	
	8004490G1	C	PANEL, Chassis, left	1	
	MS16535-135	C	ATTACHING PARTS RIVET	5	
			----*----		
-112	MS21209C0615	D	INSERT	2	
-113	8004490-1	D	PANEL, Left	1	
	8004491G1	C	PANEL, Chassis, right	1	
	MS16535-135	C	ATTACHING PARTS RIVET	5	
			----*----		
-114	MS21209C0615	D	INSERT	2	
-115	8004491-1	D	PANEL, Right	1	
-116	8004565-1	C	PLATE, Bottom	1	

Section II
Group Assembly Parts List

T.O. 31R2-2GRT-104
 NAVELEX 0967-LP-429-5020

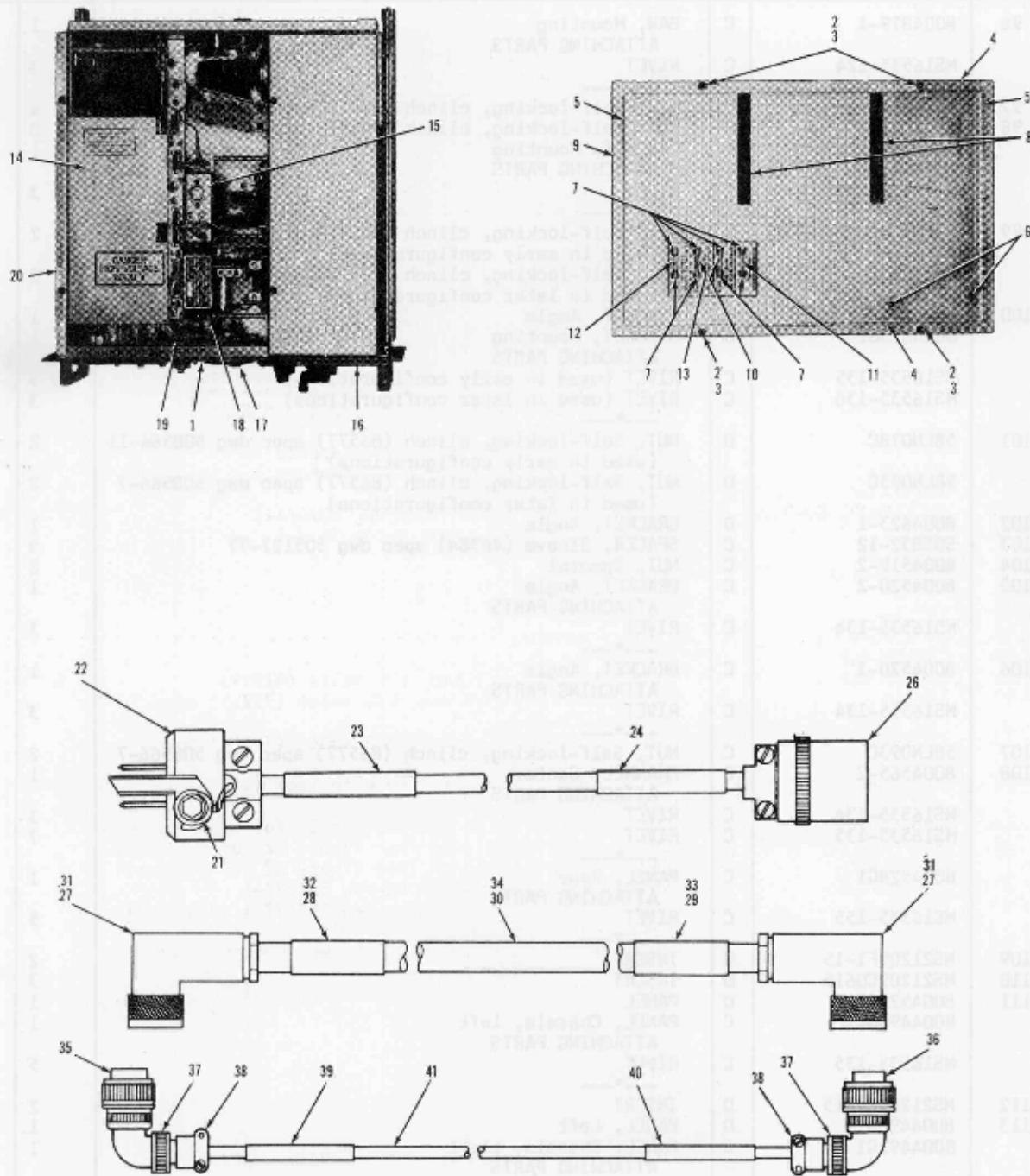


Figure 19. Amplifier, Radio Frequency, AM-6154/GRT-21 (V) and AM-6155/GRT-22 (V)

FIGURE AND INDEX NUMBER	PART NUMBER	IDENTITY	DESCRIPTION	UNITS PER ASSY	USABLE ON CODE
19-	8004202G1	A	AMPLIFIER, Radio Frequency, AM-6155/GRT-22 (V) (see figure 2 for NHA)	REF	ACDGI
	8004202G2	A	AMPLIFIER, Radio Frequency, AM-6154/GRT-21 (V) (see figure 2 for NHA)	REF	BEFHJ
- 1	8004586-3	B	PLATE, Identification	1	ACDGI
	8004586-4	B	PLATE, Identification	1	BEFHJ
	MS35206-202	B	ATTACHING PARTS	2	
	MS27183-2	B	SCREW	2	
	MS35338-39	B	WASHER	2	
			----*----		
- 2	8004336G1	B	COVER ASSEMBLY	1	
	LP51959-31	C	SCREW, Self-locking (03038) spec dwg 511338-11 (used in early configurations)	4	
	LP24693C29	C	SCREW, Self-locking (03038) spec dwg 511338-32 (used in later configurations)	4	
- 3	517689-1	C	WASHER, Non-metallic (used in early configurations, when exhausted use alternate part 5-102N674-70)	4	
	5-102N674-70	C	PACKING, Preformed (02697) spec dwg 508874-15 (used in later configurations)	4	
- 4	8004295-6	C	SHIELD, Radio frequency interference	2	
- 5	8004295-5	C	SHIELD, Radio frequency interference	2	
	8004336G2	C	COVER ASSEMBLY	1	
- 6	207-140201-00-0101	D	BUTTON, Plug (02768) spec dwg 501062-1	2	
- 7	101001	D	FUSEHOLDER (75915) spec dwg 509417-1	8	
			ATTACHING PARTS		
	MS16535-132	D	RIVET	8	
			----*----		
- 8	511136-1	D	RUBBER STRIP	2	
- 9	8004336-8	D	COVER, Chassis	1	
- 10	F02A250V1A	B	FUSE	1	
- 11	F02A250V2A	B	FUSE, Cartridge, 2 amp, 250 volts (81349)	1	
- 12	314010	B	FUSE, Cartridge, 10 amp, 250 volts (75915) spec dwg 8102470-7	1	
- 13	314015	B	FUSE, Cartridge, 15 amp, 250 volts (75915) spec dwg 8102470-8	1	
- 14	8004233G1	B	POWER SUPPLY, Plate/Screen Grid (see figure 20 for breakdown)	1	
- 15	8004930G1	B	CONVERTER, Ac to Ac (see figure 21 for breakdown)	1	
- 16	8004230G1	B	CAVITY ASSEMBLY, Tuned (see figure 22 for breakdown)	1	ACDGI
	8004230G2	B	CAVITY ASSEMBLY, Tuned (see figure 22 for breakdown)	1	BEFHJ
- 17	70-4WL3-2G	B	KNOB, Control (49956) spec dwg 507577-1	1	
	101222	B	KNOB, Control (99813) spec dwg 507577-1 (alternate part in later configurations)	1	
- 18	8004236G1	B	POWER SUPPLY, Control Grid/Thermal Control (see figure 23 for breakdown)	1	
- 19	8004227G1	B	BUFFER AMPLIFIER/MULTIPLIER, Electrical Instrument (see figure 24 for breakdown)	1	
			ATTACHING PARTS		
	MS35206-215	B	SCREW	5	
	MS27183-3	B	WASHER	5	
	MS35338-40	B	WASHER	5	
	MS25082-7	B	NUT	1	
	8105252-1	B	WASHER, Flat	2	
	1720-05-00-4102	B	WASHER, Lock, internal tooth (78189) spec dwg 517682-1	1	
			----*----		
- 20	8004205G1	B	FRAME ASSEMBLY, Amplifier (see figure 25 for breakdown)	1	
	8006149G3	B	INTERFACE CABLE KIT	1	
	8006147G3	C	CABLE ASSEMBLY, Special purpose, electrical	1	

Section II
Group Assembly Parts List

T.O. 31R2-2GRT-104
 NAVELEX 0967-LP-429-5020

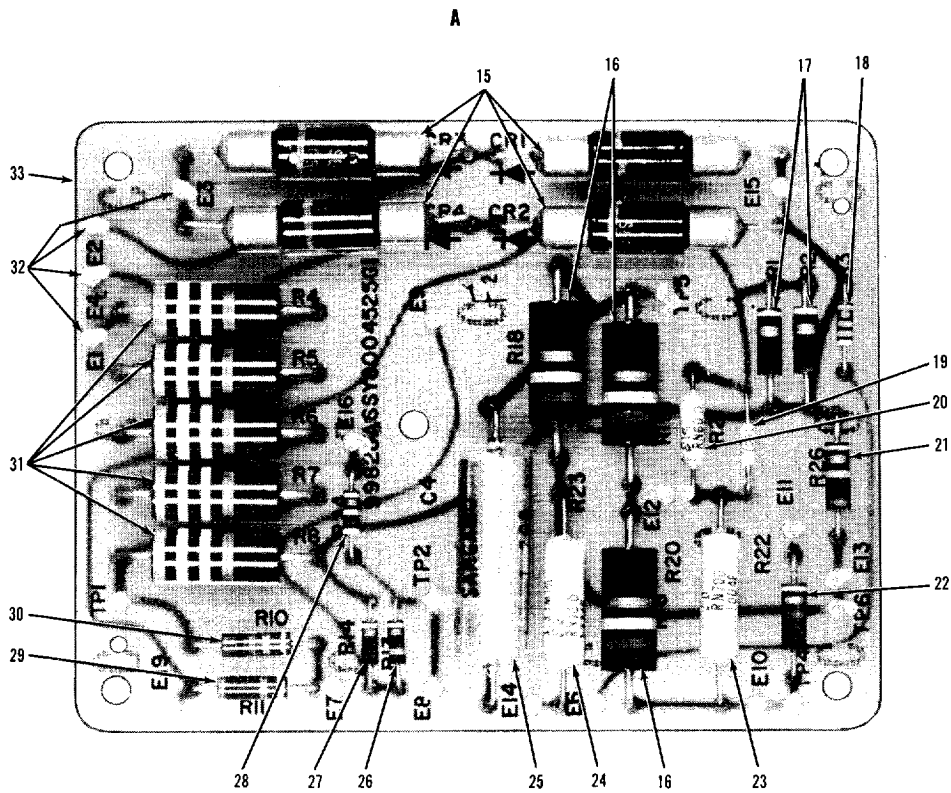
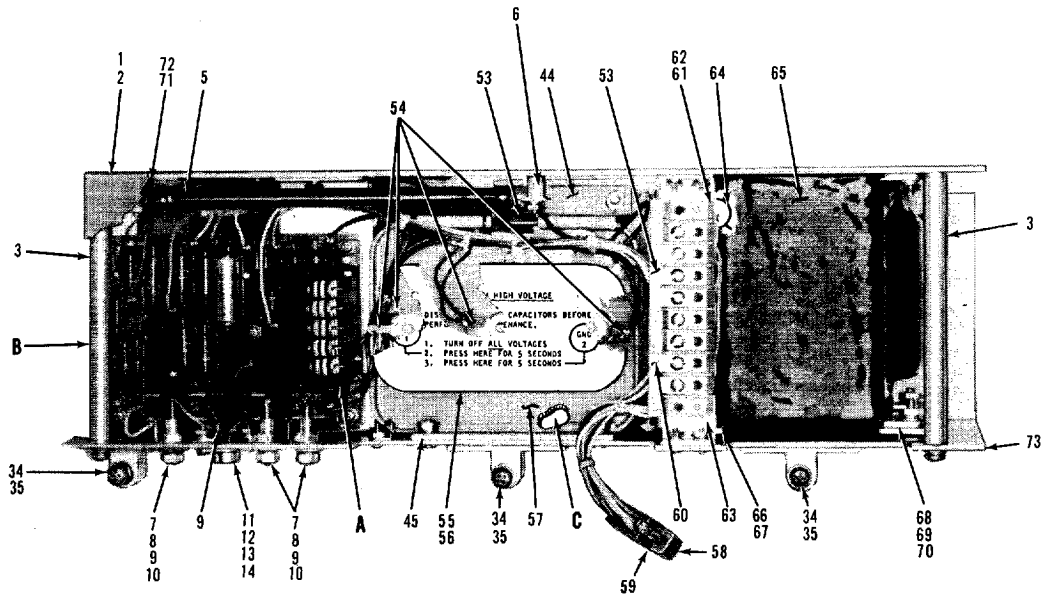


Figure 20. Power Supply, Plate/Screen Grid (Sheet 1 of 2)

FIGURE AND INDEX NUMBER	PART NUMBER	I N D E X	DESCRIPTION	UNITS PER ASSY	USABLE ON CODE
19- 21	BB107-06T	D	TERMINAL, Lug, crimp type (98410) spec dwg 514273-2	3	
- 22	UP131M	D	CONNECTOR (preferred P/N WC596/13-3, FSCM 81348)	1	
- 23	516665-24	D	MARKER, Tubing, heat shrinkable	1	
- 24	516665-25	D	MARKER, Tubing, heat shrinkable	1	
- 25	507309-1	D	INSULATOR, Connector	1	
- 26	7484	D	CONNECTOR, Receptacle, electrical, three wire, twist-lock (74545) spec dwg 502079-1	1	
	8006145G1	C	CABLE ASSEMBLY, Special purpose, electrical	1	
- 27	M39012-05-0001	D	CONNECTOR (used in early configurations)	2	
	M39012-05-0101	D	CONNECTOR (used in later configurations)	2	
- 28	516665-16	D	MARKER, Tubing, heat shrinkable	1	
- 29	516665-17	D	MARKER, Tubing, heat shrinkable	1	
- 30	RG213U	D	CABLE, RF	AR	
	8006145G2	C	CABLE ASSEMBLY, Special purpose, electrical	1	
- 31	M39012-05-0001	D	CONNECTOR (used in early configurations)	2	
	M39012-05-0101	D	CONNECTOR (used in later configurations)	2	
- 32	516665-18	D	MARKER, Tubing, heat shrinkable	1	
- 33	516665-19	D	MARKER, Tubing, heat shrinkable	1	
- 34	RG214U	D	CABLE, RF	AR	
	8006150G1	C	CABLE ASSEMBLY, Special purpose, electrical	1	
- 35	MS3108R18-1S	D	CONNECTOR	1	
- 36	MS3108R18-1P	D	CONNECTOR	1	
- 37	G62266	D	ADAPTER, Connector, RFI (06324) spec dwg 500126-1	2	
	5015-10060-04003	D	ADAPTER, Connector, RFI (31461) spec dwg 500126-1 (alternate part in later configurations)	2	
- 38	MS3057-6A	D	CLAMP	2	
- 39	516665-15	D	MARKER, Tubing, heat shrinkable	1	
- 40	516665-14	D	MARKER, Tubing, heat shrinkable	1	
- 41	5519	D	WIRE, Electrical (70903) 501216-1	AR	
20-	8004233G1	A	POWER SUPPLY, Plate/Screen Grid (see figure 19 for NHA)	REF	
- 1	8004738-1	B	COVER, Protection	1	
- 2	8006133-1	B	CLAMP	1	
			ATTACHING PARTS		
	MS35206-228	B	SCREW	1	
	MS35338-41	B	WASHER	1	
	MS35649-262	B	NUT	1	
			-----*		
- 3	8004383-1	B	SPACER, Sleeve	2	
			ATTACHING PARTS		
	MS24693S270	B	SCREW	2	
	MS35207-261	B	SCREW	2	
	MS27183-8	B	WASHER	2	
	MS35338-43	B	WASHER	4	
			-----*		
- 4	RW21V153	B	RESISTOR (used in earliest configurations)	1	
	8006129-1	B	RESISTOR, Fixed, 100K, porm 5 pct, 91W (used in early configurations)	1	
	509428-1	B	RESISTOR, Fixed, power, 100K, porm 5 pct, 91W (used in later configurations)	1	
			ATTACHING PARTS		
	MS35206-226	B	SCREW	2	
	MS27183-5	B	WASHER	2	
	MS35338-41	B	WASHER	2	
			-----*		
- 5	8006129-1	B	RESISTOR, Fixed, 100K, porm 5 pct, 91W (used in early configurations)	1	

Section II
Group Assembly Parts List

T.O. 31R2-2GRT-104
NAVELEX 0967-LP-429-5020

FIGURE AND INDEX NUMBER	PART NUMBER	I N D E N T	DESCRIPTION	UNITS PER ASSY	USABLE ON CODE
20--	509428-1	B	RESISTOR, Fixed, power, 100K, porm 5 pct, 91W (used in later configurations) ATTACHING PARTS	1	
	MS35206-226	B	SCREW	2	
	MS27183-5	B	WASHER	2	
	MS35338-41	B	WASHER	2	
- 6	NL422W01-004	B	----- INSULATOR (only 1 used in early configurations, deleted in later configurations) ATTACHING PARTS	4	
	MS35190-234	B	SCREW (only 1 used in early configurations, deleted in later configurations) -----	4	
	NL523W01-004	B	INSULATOR (used in later configurations) ATTACHING PARTS	4	
	MS24693C24	B	SCREW (used in later configurations) -----	4	
- 7	JAN1N3009B	B	SEMICONDUCTOR DEVICE, Diode (used in early configurations)	3	
	511862-1	B	SEMICONDUCTOR DEVICE, Diode, selected JAN1N3009B (used in later configurations) ATTACHING PARTS	3	
	MS25082-3	B	NUT	3	
	MS35338-43	B	WASHER	3	
	MS27183-42	B	WASHER	3	
	MS27183-42	B	WASHER (added in later configurations) -----	3	
- 8	DF6C	B	INSULATOR, Electrical (02735) spec dwg 507293-1	6	
- 9	512277-2	B	BUSHING, Sleeve	3	
- 10	MS35431-8	B	TERMINAL	3	
- 11	2N4240	B	TRANSISTOR, NPN, silicon (54590) spec dwg 511826-1 (used in early configurations, deleted in later configurations) ATTACHING PARTS	1	
	MS35206-229	B	SCREW	2	
	MS35338-41	B	WASHER	2	
	MS27183-5	B	WASHER	2	
	MS35649-262	B	NUT	2	
- 12	2102-06-03	B	----- TERMINAL, Lug (78189) spec dwg 514267-2 (used in early configurations, deleted in later configurations)	2	
- 13	DF31A	B	INSULATOR, Transistor (02735) spec dwg 507292-2 (used in early configurations, deleted in later configurations)	1	
- 14	495334-7	B	WASHER, Shouldered (02735) spec dwg 507292-3 (used in early configurations, deleted in later configurations)	1	
	8004525G1	B	POWER SUPPLY SUBASSEMBLY, Plate/Screen Grid ATTACHING PARTS	1	
	MS35206-213	B	SCREW	5	
	MS27183-3	B	WASHER	5	
	MS35338-40	B	WASHER -----	5	
- 15	C5590	C	SEMICONDUCTOR DEVICE, Rectifier (16352) spec dwg 511829-1	4	
- 16	RC42GF273J	C	RESISTOR	3	
- 17	RCR20G100JR	C	RESISTOR	2	
- 18	RCR07G433JR	C	RESISTOR	1	
- 19	RN55D1651F	C	RESISTOR	1	
- 20	RN60D1501F	C	RESISTOR	1	

FIGURE AND INDEX NUMBER	PART NUMBER	IDENT	DESCRIPTION	UNITS PER ASSY	USABLE ON CODE
20- 21	RCR20G123JR	C	RESISTOR	1	
- 22	RCR20G221JR	C	RESISTOR (used in early configurations)	1	
	RCR20G272JR	C	RESISTOR (used in later configurations)	1	
	RCR20G511JR	C	RESISTOR (used in latest configurations)	1	
- 23	RN70D1004F	C	RESISTOR	1	
- 24	RN70D1334F	C	RESISTOR	1	
- 25	CP09A1KC104K3	C	CAPACITOR	1	
- 26	RCR07G562JR	C	RESISTOR	1	
- 27	RCR07G222JR	C	RESISTOR	1	
- 28	RCR07G914JR	C	RESISTOR	1	
- 29	RCR20G622JR	C	RESISTOR	1	
- 30	RCR20G106JR	C	RESISTOR	1	
- 31	RC42GF394J	C	RESISTOR	5	
- 32	5321-5	D	TERMINAL, Uninsulated (06540) spec dwg 514266-302	21	
- 33	8004573G1	D	PRINTED WIRING BOARD	1	
- 34	517689-1	B	WASHER, Non-metallic (used in early configurations, when exhausted use alternate part 5-646N674-70)	3	
	5-646N674-70	B	PACKING, Preformed (02697) spec dwg 508874-13 (used in later configurations)	3	
- 35	MS35207-268	B	SCREW	3	
	8004655G1	B	BRACKET, Circuit card ATTACHING PARTS	1	
	MS35190-236	B	SCREW	4	
	MS27183-5	B	WASHER	4	
	MS35338-41	B	WASHER	4	
	MS35649-262	B	NUT	4	
			----*----		
- 36	410771-6	C	SPACER, Threaded	5	
- 37	8004655-1	C	BRACKET, Support	1	
- 38	9115	B	INDUCTOR, Power, AF (50508) spec dwg 515322-1 ATTACHING PARTS	1	
	MS24693S49	B	SCREW	4	
	MS35206-244	B	SCREW	2	
	MS27183-7	B	WASHER	6	
	MS35338-42	B	WASHER	6	
	MS35649-282	B	NUT	6	
			----*----		
- 39	8004653-1	B	BRACKET, Angle ATTACHING PARTS	1	
	MS24693S49	B	SCREW	2	
	MS27183-7	B	WASHER	2	
	MS35338-42	B	WASHER	2	
	MS35649-282	B	NUT	2	
			----*----		
- 40	CP12A1KG394K3	B	CAPACITOR (used in early configurations, deleted in later configurations) ATTACHING PARTS	1	
	MS35190-236	B	SCREW	1	
	MS35338-41	B	WASHER	1	
	MS35649-262	B	NUT	1	
			----*----		
- 41	MS25281F14	B	CLAMP ATTACHING PARTS	1	
	MS35190-238	B	SCREW	1	
	MS27183-5	B	WASHER	1	
	MS35338-41	B	WASHER	1	
	MS35649-262	B	NUT	1	
			----*----		
- 42	056HL260T450B	B	CAPACITOR, Electrolytic, aluminum, tabular, 26 uf 120 Hz, 450 wvdc (06142) spec dwg 501182-3	1	

Section II
Group Assembly Parts List

T.O. 31R2-2GRT-104
NAVELEX 0967-LP-429-5020

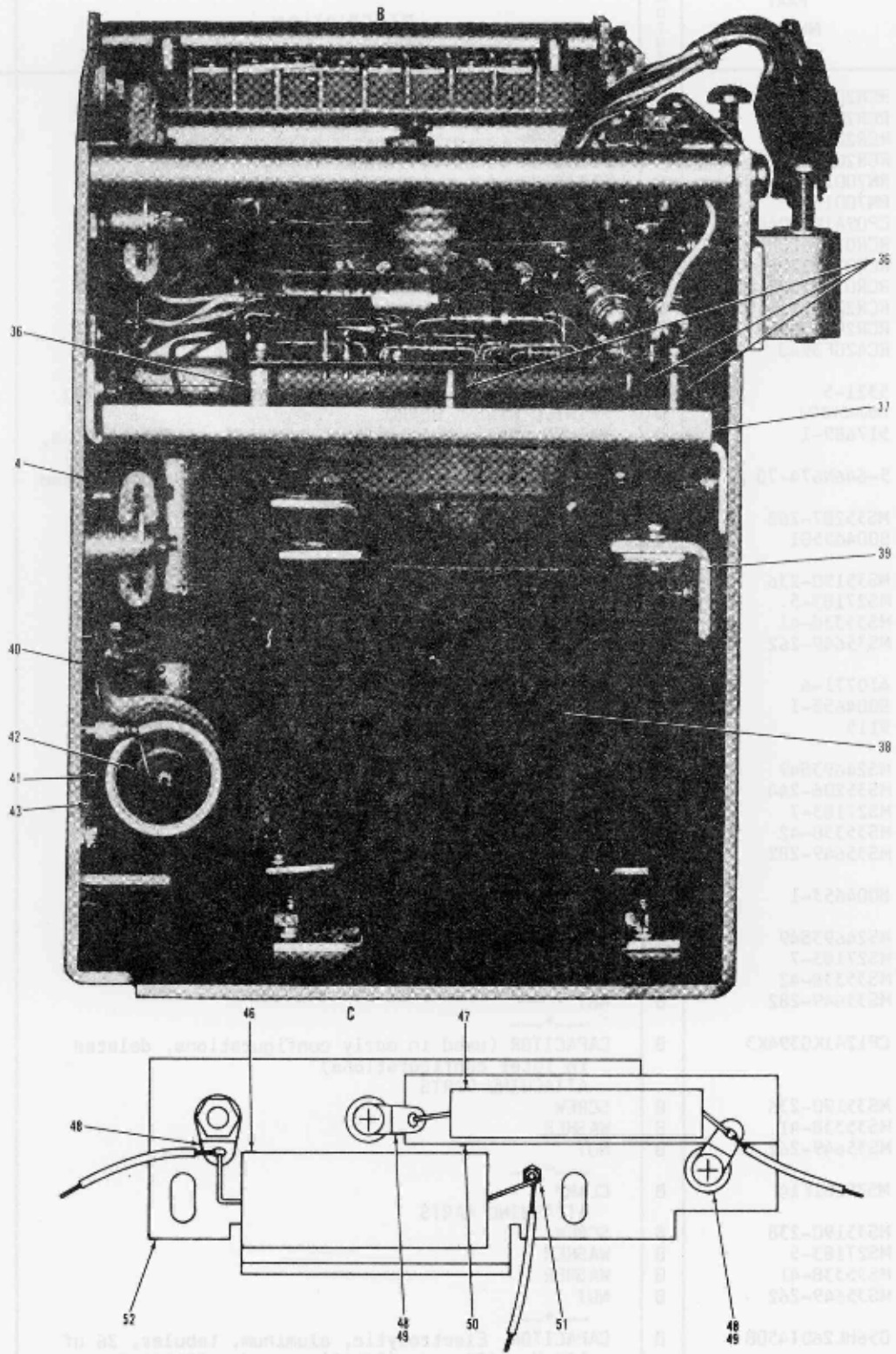


Figure 20. Power Supply, Plate/Screen Grid (Sheet 2 of 2)

FIGURE AND INDEX NUMBER	PART NUMBER	IDENT	DESCRIPTION	UNITS PER ASSY	USABLE ON CODE
20-	CE13C330R	B	CAPACITOR (alternate for 056HL260T450B in later configurations) spec dwg 501182-3	1	
- 43	2102-06-03	B	TERMINAL, Lug type (78189) spec dwg 514267-2	1	
	MS35190-236	B	ATTACHING PARTS		
	MS35649-262	B	SCREW	1	
		B	NUT	1	
			----*----		
- 44	8004652-1	B	BRACKET, Mounting, capacitor	1	
			ATTACHING PARTS		
	MS24693S50	B	SCREW	2	
	MS27183-7	B	WASHER	2	
	MS35338-42	B	WASHER	2	
	MS35649-282	B	NUT	2	
			----*----		
- 45	8004651-1	B	BRACKET, Angle (used in early configurations)	1	
	8009570G1	B	FILTER ASSEMBLY, Transient (used in later configurations)	1	
			ATTACHING PARTS		
	MS35206-244	B	SCREW	2	
	MS27183-7	B	WASHER	2	
	MS35338-42	B	WASHER	2	
	MS35649-282	B	NUT	2	
			----*----		
- 46	501187-1	C	CAPACITOR, Fixed, mylar dielectric, 1 uf, 20% @ 1000 Hz, perm 100 Hz, 600 vdc @ -55 to plus 85 deg c, derate to 300 vdc @ 125 deg c	1	
- 47	RW68V100	C	RESISTOR	1	
- 48	MS77068-2	C	TERMINAL, Lug	3	
			ATTACHING PARTS		
	MS24693C24	C	SCREW (quantity of 3 used in early configurations)	2	
	MS24693C25	c	SCREW (used in later configurations)	1	
	MS35206-225	C	SCREW	2	
	MS35649-262	C	NUT	1	
			----*----		
- 49	NL422W01-004	C	INSULATOR (used in early configurations)	2	
	NL523W01-004	C	INSULATOR (used in later configurations)	2	
- 50	8009568-1	C	INSULATOR	1	
- 51	SE109D01	C	TERMINAL	1	
			ATTACHING PARTS		
	MS24693C1	C	SCREW	1	
			----*----		
- 52	8009569-1	C	CLIP, Component mounting	1	
- 53	232-353509-03	B	CLIP, Spring, tension, wire tie (02768) spec dwg 501911-2	1	
- 54	1414-10	B	LUG, Terminal, locking (83330) spec dwg 8102535-4	4	
- 55	8007542-1	B	PLATE, Ground, insulated (added in later configurations)	1	
- 56	8007543-1	B	SPRING, Contact (added in later configurations)	1	
- 57	CCD218	B	CAPACITOR, Fixed, mylar paper dielectric, dual 5 uf, perm 10 pct @ 60 Hz, wvdc 3000 (21052) spec dwg 501160-2	1	
	LK30-106YB	B	CAPACITOR, Fixed, mylar paper dielectric, dual 5 uf, perm 10 pct @ 60 Hz, 3000 wvdc (99120) spec dwg 501160-2 (alternate for CCD218)	1	
- 58	100-1020P	B	CONTACT, Pin, electrical (81312) spec dwg 502105-1	14	
- 59	MRAC14PJT	B	CONNECTOR, Receptacle, electrical (81312) spec dwg 502106-3	1	
- 60	8004716-1	B	STRAP, Jumper, terminal board	3	
- 61	40TB8	B	TERMINAL BOARD	1	

Section II
Group Assembly Parts List

T.O. 31R2-2GRT-104
NAVELEX 0967-LP-429-5020

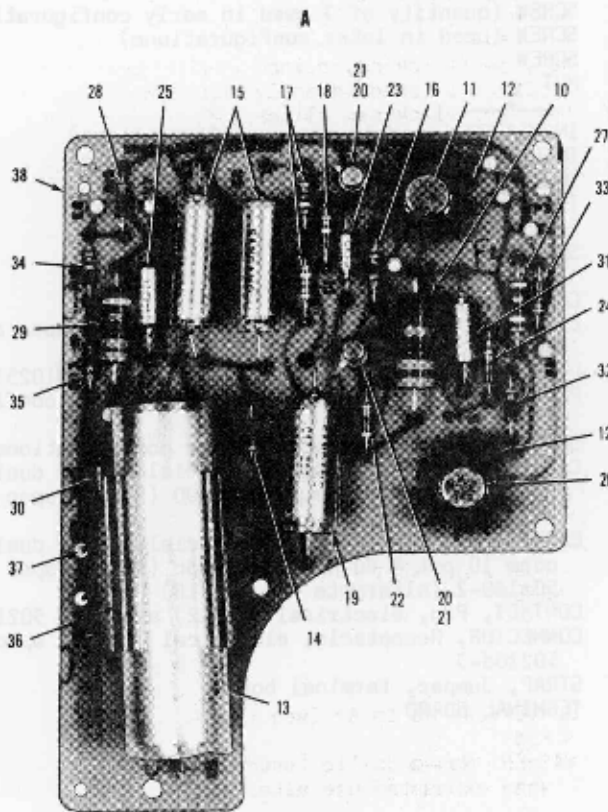



Figure 21. Converter, AC to AC

FIGURE AND INDEX NUMBER	PART NUMBER	I N D E X	DESCRIPTION	UNITS PER ASSY	USABLE ON CODE
20-	518877-39	B	ATTACHING PARTS BOLT, Internally relieved body (Auspro Mfg Co. Elkhart, IN)	2	
	MS27183-5	B	WASHER	2	
	MS35338-41	B	WASHER	2	
	MS35649-262	B	NUT	2	
			---*---		
- 62	8004384-1	B	MARKER, Identification	1	
- 63	8004654-1	B	SUPPORT, Terminal board	1	
			ATTACHING PARTS		
	MS35190-236	B	SCREW	2	
	MS35206-228	B	SCREW	2	
	MS27183-5	B	WASHER	4	
	MS35338-41	B	WASHER	4	
	MS35649-262	B	NUT	4	
			---*---		
- 64	5054Y5R102PA	B	CAPACITOR, Fixed, ceramic dielectric, 1000 pf gmV, rated operating voltage 8K vdc or greater @ 25 deg c (04222) spec dwg 501243-1 (added in later configurations)	1	
- 65	52782	B	TRANSFORMER, Power, step-up (43543) spec dwg 515303-2	1	
			ATTACHING PARTS		
	MS24693S272	B	SCREW	7	
	MS27183-42	B	WASHER	8	
	MS35338-43	B	WASHER	8	
	MS35650-302	B	NUT	8	
			---*---		
	804650G1	B	SUPPORT, Transformer	1	
			ATTACHING PARTS		
	MS24693S272	B	SCREW	1	
			---*---		
- 66	510LN056C	C	NUT, Self-locking, clinch (86577) spec dwg 508566-5 (used in early configurations)	1	
	510LN093C	C	NUT, Self-locking, clinch (86577) spec dwg 508566-8 (used in later configurations)	1	
- 67	8004650-1	C	SUPPORT, Transformer	1	
	8004943G1	B	SUPPORT, Transformer	1	
			ATTACHING PARTS		
	MS24693S272	B	SCREW	1	
			---*---		
- 68	510LN056C	C	NUT, Self-locking, clinch (86577) spec dwg 508566-5 (used in early configurations)	1	
	510LN093C	C	NUT, Self-locking, clinch (86577) spec dwg 508566-8 (used in later configurations)	1	
- 69	510S093ST16	C	STUD, Captive, press-in (86577) spec dwg 512784-3	1	
- 70	8004943-1	C	STRIP, Support	1	
	8004359G1	B	CHASSIS, Electrical equipment	1	
- 71	4837-1-05-16	C	TERMINAL, Stud, insulated (71279) spec dwg 514264-405	1	
- 72	58LN056C	C	NUT, Self-locking, clinch (86577) spec dwg 508566-4 (used in early configurations)	6	
	58LN093C	C	NUT, Self-locking, clinch (86577) spec dwg 508566-7 (used in later configurations)	6	
- 73	8004359G2	C	FRAME	1	
21-	8004930G1	A	CONVERTER, Ac to Ac (see figure 19 for NHA)	REF	
- 1	MS35207-268	B	SCREW	1	
- 2	517689-1	B	WASHER, Non-metallic (used in early configurations, when exhausted use alternate part 5-646N674-70)	1	

Section II
Group Assembly Parts List

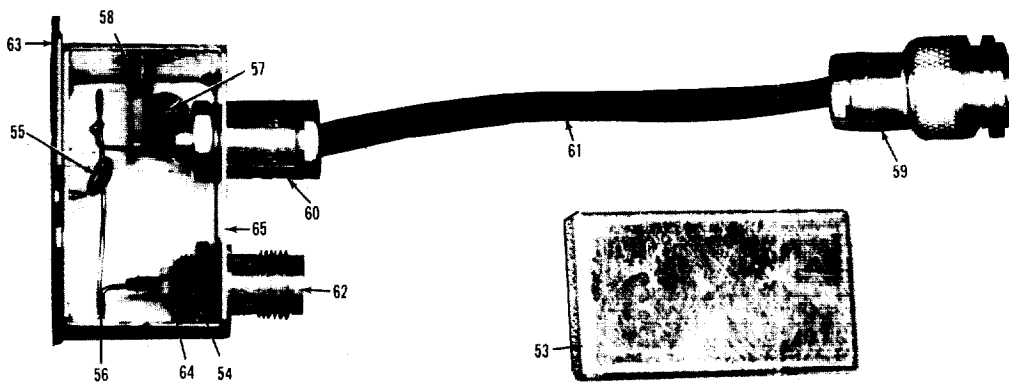
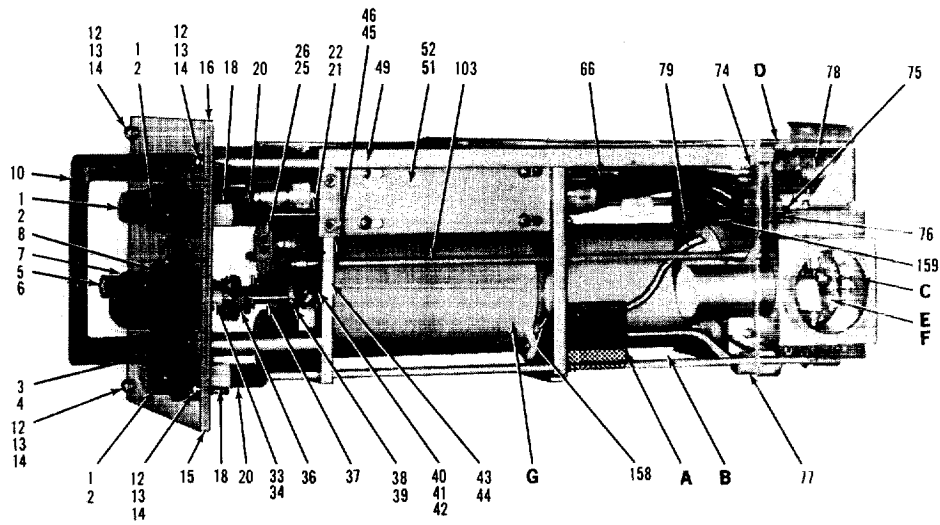
T.O. 31R2-2GRT-104
NAVELEX 0967-LP-429-5020

FIGURE AND INDEX NUMBER	PART NUMBER	IDENT	DESCRIPTION	UNITS PER ASSY	USABLE ON CODE
21-	5-646N674-70	B	PACKING, Preformed (02697) spec dwg 508874-13 (used in later configurations)	1	
- 3	JAN1N1614	B	SEMICONDUCTOR DEVICE, Diode	4	
	MS25082-3	B	ATTACHING PARTS	4	
	MS35338-43	B	NUT	4	
	AN960-10L	B	WASHER	4	
	MS35431-8	B	WASHER	8	
		B	TERMINAL, Lug, locking	4	
			---*---		
- 4	DF6C	B	INSULATOR, Electrical (02735) spec dwg 507293-1	8	
- 5	DF3D	B	INSULATOR, Electrical (02735) spec dwg 507293-2	4	
- 6	DEC9PFO	B	CONNECTOR, Receptacle, electrical (71468) spec dwg 502056-101 (use until exhausted, vendor changed part numbers in later configurations)	1	
	DEU9PFO	B	CONNECTOR, Receptacle, electrical (71468) spec dwg 502056-101 (alternate part used in later configurations)	1	
	234-09-11-100	B	CONNECTOR, Receptacle, electrical (71785) spec dwg 502056-101 (alternate part in later configurations)	1	
- 7	D20419	B	RETAINER, Electrical connector (71468) spec dwg 502056-301	2	
	318-15-99-056	B	RETAINER, Electrical connector (71785) spec dwg 502056-301 (alternate part in later configurations)	2	
- 8	8004535-1	B	SPACER, Sleeve	2	
	MS24693S26	B	ATTACHING PARTS	4	
			SCREW	4	
			---*---		
- 9	8104283-3	B	SCREW, Captive	2	
	8004931G1	B	CIRCUIT CARD ASSEMBLY, Converter, ac to ac	1	
			ATTACHING PARTS		
	MS35206-215	B	SCREW	5	
	MS27183-4	B	WASHER	5	
	MS35338-40	B	WASHER	5	
			---*---		
- 10	RC42GF331J	C	RESISTOR	1	
- 11	JAN2N1613	C	TRANSISTOR (used in early configurations)	1	
	JAN2N1893	C	TRANSISTOR (used in later configurations)	1	
- 12	NF207	C	HEAT SINK (05820) spec dwg 506475-1 (used in early configurations, vendor changed part numbers in later configurations)	2	
	207CB	C	HEAT SINK (05820) spec dwg 506475-1 (used in later configurations)	2	
- 13	260P47496S4	C	CAPACITOR, Fixed, motor running, 0.47 uf, porm 10 pct, 600 vdc (56289) spec dwg 501188-30	1	
- 14	RCR07G272JR	C	RESISTOR (used in early configurations)	1	
	RCR07G392JR	C	RESISTOR (used in later configurations)	1	
- 15	CP09A1KC223K3	C	CAPACITOR	2	
- 16	RCR07G332JR	C	RESISTOR	1	
- 17	RCR07G393JR	C	RESISTOR	2	
- 18	RCR07G124JR	C	RESISTOR	1	
- 19	CP09A1KC473K3	C	CAPACITOR	1	
- 20	JAN2N2222A	C	TRANSISTOR	2	
- 21	10047DAP	C	MOUNTING PAD, Electrical (07047) spec dwg 507253-12	2	
- 22	RCR07G472JR	C	RESISTOR	1	
- 23	M39003-01-2338	C	CAPACITOR	1	
- 24	RCR07G102JR	C	RESISTOR	1	
- 25	M39003-01-2271	C	CAPACITOR	1	
- 26	JAN2N1132	C	TRANSISTOR	1	
- 27	RCR20G392JR	C	RESISTOR	1	
- 28	RCR07G621JR	C	RESISTOR	1	
- 29	RCR32G330JR	C	RESISTOR	1	
- 30	JAN1N914	C	SEMICONDUCTOR DEVICE, Diode	1	

FIGURE AND INDEX NUMBER	PART NUMBER	I N D E N T	DESCRIPTION	UNITS PER ASSY	USABLE ON CODE
21- 31	M39003-01-2286	C	CAPACITOR	1	
- 32	RCR07G820JR	C	RESISTOR	1	
- 33	RCR07G683JR	C	RESISTOR (used in early configurations)	1	
	RCR07G392JR	C	RESISTOR (used in later configurations)	1	
	RCR07G683JR	C	RESISTOR (used in latest configurations)	1	
- 34	RCR07G154JR	C	RESISTOR	1	
- 35	JAN1N459	C	SEMICONDUCTOR DEVICE, Diode	1	
	8004932G1	C	PRINTED WIRING BOARD	1	
- 36	MS17160-32	D	CLIP	1	
			ATTACHING PARTS		
	MS16535-133	D	RIVET	2	
			----*----		
- 37	5321-5	D	TERMINAL, Uninsulated (06540) spec dwg 514266-302	11	
- 38	8004932-1	D	PRINTED WIRING BOARD	1	
- 39	52833	B	TRANSFORMER, Power, step-down (43543) spec dwg 515326-1	1	
	30-9782	B	TRANSFORMER, Power, step-down (50508) spec dwg 515326-1 (alternate for 52833)	1	
			ATTACHING PARTS		
	MS24693S50	B	SCREW	4	
	MS27183-7	B	WASHER	4	
	MS35338-42	B	WASHER	4	
	MS35649-282	B	NUT	4	
			----*----		
	8004534G1	B	STRAP ASSEMBLY, Capacitor	2	
			ATTACHING PARTS		
	MS24693S26	B	SCREW	4	
	MS27183-6	B	WASHER	4	
	MS35338-41	B	WASHER	4	
	MS35649-262	B	NUT	4	
			----*----		
- 40	8004534-2	C	RUBBER STRIP	1	
- 41	8004534-1	C	CLAMP, Capacitor	1	
- 42	1414-10	B	TERMINAL, Lug, locking (83330) spec dwg 8102535-4	2	
			ATTACHING PARTS		
	MS51958-59	B	SCREW (added in later configurations)	2	
			----*----		
- 43	36D7032	B	CAPACITOR, Fixed, electrolytic, aluminum, 5600 uf, 50 wvdc (56289) spec dwg 501178-5	1	
- 44	2N3771	B	TRANSISTOR, NPN, power (54590) spec dwg 511793-1 (used in early configurations)	1	
	SPT3771T	B	TRANSISTOR, NPN, power (30043) spec dwg 511793-1 (used in later configurations)	1	
	PE6011	B	TRANSISTOR, NPN, power (52333) spec dwg 511793-1 (used in latest configurations)	1	
			ATTACHING PARTS		
	MS35206-230	B	SCREW	2	
	MS27183-6	B	WASHER	2	
	MS35333-37	B	WASHER	1	
	MS35338-41	B	WASHER	1	
	MS35649-262	B	NUT	2	
			----*----		
- 45	495320	B	MOUNTING PAD, Electronic component (02735) spec dwg 507292-1	1	
- 46	495334-7	B	WASHER, Shouldered (02735) spec dwg 507292-3	2	
- 47	2102-06-03	B	TERMINAL, Lug type (78189) spec dwg 514267-2	1	
- 48	030-1953-000	B	CONTACT, Electrical (71468) spec dwg 502056-402	2	
	414-30-14-227-410	B	CONTACT, Electrical (71785) spec dwg 502056-402 (alternate part in later configurations)	2	
- 49	D20418-26	B	RETAINER, Electrical connector (71468) spec dwg 502056-311	2	

Section II
Group Assembly Parts List

T.O. 31R2-2GRT-104
 NAVELEX 0967-LP-429-5020



B

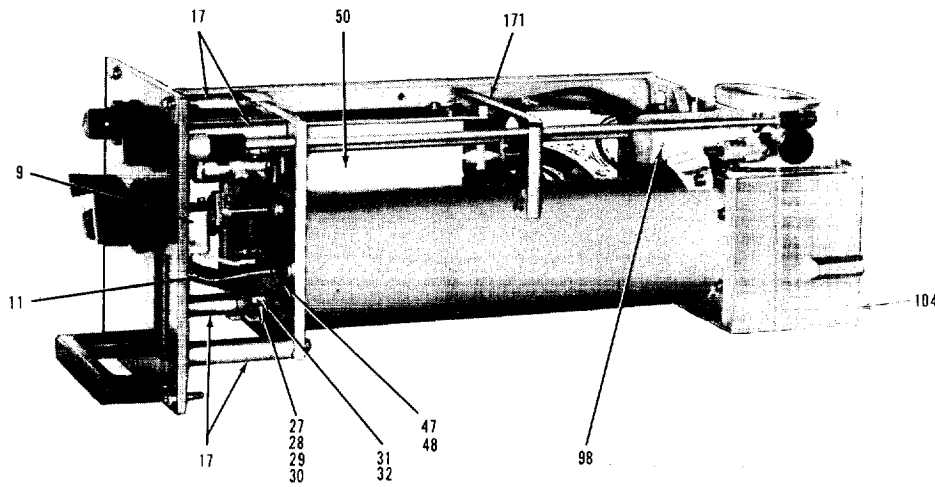


Figure 22. Cavity Assembly, Tuned (Sheet 1 of 3)

FIGURE AND INDEX NUMBER	PART NUMBER	I N D E X	DESCRIPTION	UNITS PER ASSY	USABLE ON CODE
21-	MS35333-36	B	ATTACHING PARTS WASHER (added in later configurations) ----*----	2	
- 50	DEC9SFO	B	CONNECTOR, Plug, electrical (71468) spec dwg 502056-201 (use until exhausted, vendor changed part numbers in later configurations)	1	
	DEU9SFO	B	CONNECTOR, Plug, electrical (71468) spec dwg 502056-201 (alternate part used in later configurations)	1	
	234-09-11-100	B	CONNECTOR, Plug, electrical (71785) spec dwg 502056-101 (alternate part in later configurations)	1	
- 51	030-1952-000	B	CONTACT, Electrical (71468) spec dwg 502056-401	5	
	403-30-15-119-410	B	CONTACT, Electrical (71785) spec dwg 502056-401 (alternate part in later configurations)	5	
- 52	8104283-3	B	SCREW, Captive	1	
- 53	MS27183-7	B	WASHER	1	
- 54	MS35338-42	B	WASHER	1	
	8004935G1	B	CHASSIS, Electrical equipment	1	
- 55	8004694-1	C	RETAINER, Screw	3	
- 56	410771-25	C	SPACER, Threaded	5	
- 57	8004935G2	C	CHASSIS	1	
22-	8004230G1	A	CAVITY ASSEMBLY, Tuned (see figure 19 for NHA)	REF	ACDGI
	8004230G2	A	CAVITY ASSEMBLY, Tuned (see figure 19 for NHA)	REF	BEFHJ
- 1	MS91528-1N2B	B	KNOB	3	
- 2	KL701G	B	DIAL-KNOB LOCK (49956) spec dwg 507976-1	3	
	8004760G1	B	HOLDER ASSEMBLY, Card	1	
- 3	8004760-2	C	TAPE, Pressure sensitive, adhesive	1	
- 4	8004760-1	C	HOLDER, Card	1	
- 5	MS91528-3S2B	B	KNOB	1	
- 6	8007511-1	B	SHIM (added in later configurations)	AR	
	8007511-2	B	SHIM (added in later configurations)	AR	
	8007511-3	B	SHIM (added in later configurations)	AR	
	8007511-4	B	SHIM (added in later configurations)	AR	
- 7	8007529-1	B	SPRING, Helical, compression (added in later configurations)	1	
- 8	KL1251G	B	DIAL-KNOB LOCK (49956) spec dwg 507976-2	1	
- 9	8004727-1	B	COUNTER, Revolution, modified ATTACHING PARTS	1	
	MS35206-213	B	SCREW	2	
	MS27183-3	B	WASHER	2	
	MS35338-40	B	WASHER ----*----	2	
- 10	8004517-1	B	HANDLE, Panel, front ATTACHING PARTS	1	
	8006103-3	B	SCREW, Machine ----*----	2	
- 11	8004666-1	B	SPRING, Helical	1	
- 12	8004846-1	B	SCREW, Captive (used in early configurations)	4	
	8004846-4	B	SCREW, Captive (used in later configurations)	4	
- 13	MS27183-7	B	WASHER	4	
- 14	8006793-1	B	SPACER (added in later configurations)	4	
- 15	03-0101-6625	B	SHIELDING GASKET, Electronic (12881) spec dwg 512139-1 (used in early configurations)	1	
	512139-3	B	SHIELDING GASKET, Electronic (used in later configurations)	1	
- 16	8004485-1	B	FRONT PANEL	1	

Section II
Group Assembly Parts List

T.O. 31R2-2GRT-104
NAVELEX 0967-LP-429-5020

FIGURE AND INDEX NUMBER	PART NUMBER	IDENT	DESCRIPTION	UNITS PER ASSY	USABLE ON CODE
22-	MS24693551	B	ATTACHING PARTS SCREW	4	
- 17	8004669-1	B	SPACER, Sleeve	4	
	MS35206-246	B	ATTACHING PARTS SCREW	4	
	MS27183-7	B	WASHER	4	
	MS35338-42	B	WASHER	4	
			----*----		
- 18	8004667-1	B	BUSHING, Threaded	3	
- 19	MS16562-194	B	PIN, Spring	1	
- 20	512140-2	B	SHAFT, Coupling	3	
- 21	8004725-1	B	SHAFT, Gear	1	
- 22	8004868-1	B	GEAR, Spur	1	
	8004883G1	B	CABLE ASSEMBLY, Special purpose, electrical	1	
- 23	M39012-01-0002	C	CONNECTOR (used in early configurations)	2	
	M39012-01-0005	C	CONNECTOR (used in later configurations)	2	
- 24	RG213U	C	CABLE, RF	AR	
- 25	MS51963-21	B	SETSCREW	2	
- 26	8004671-1	B	GEAR, Spur	1	
- 27	8004665-1	B	SCREW, Shoulder	1	
- 28	MS21332-21	B	GUIDE	1	
- 29	MS21332-11	B	LATCH	1	
- 30	MS21332-41	B	WASHER	2	
- 31	MS16562-206	B	PIN, Spring	1	
- 32	8004265-1	B	ROD, Frequency range shift	1	
- 33	8004667-2	B	BUSHING, Threaded	1	
- 34	8004756-1	B	SHAFT, Shouldered	1	
- 35	F01A030	B	WIRE, Electrical, insulated, high voltage (17217)	AR	
- 36	39006B	B	COUPLING, Shaft, flexible (76487) spec dwg 502094-1	1	
- 37	8004271-1	B	SHAFT, Shouldered	1	
- 38	MS51963-22	B	SETSCREW	2	
- 39	8004672-1	B	GEAR, Spur	1	
- 40	MS51963-9	B	SETSCREW	2	
- 41	MS16562-211	B	PIN (used in early configurations with item 42, if pin causes interference, remove and discard)	1	
- 42	8004726-1	B	GEAR, Spur	1	
- 43	B6-4	B	SPACER, Precision shaft (00141) spec dwg 512725-18	3	
- 44	MS16624-1018	B	RING, Retaining (used in early configurations)	1	
	MS16633-4018	B	RING, Retaining (used in later configurations)	1	
	8006796G1	B	CLAMP (optional part to be used if retaining ring must be replaced at depot maintenance)	1	
- 45	8006796-1	C	CLAMP, Right	1	
			ATTACHING PARTS		
	MS51957-15	C	SCREW	1	
	MS35338-135	C	WASHER	1	
			----*----		
- 46	8006796-2	C	CLAMP, Left	1	
- 47	MS51963-21	B	SETSCREW	2	
- 48	8004671-1	B	GEAR, Spur	1	
- 49	8004663-1	B	CHASSIS, Electrical equipment	1	
			ATTACHING PARTS		
	MS24693-26	B	SCREW	4	
			----*----		
- 50	505516-13	B	FILTER, RF, low pass, 225-400 MHz	1	ACDGI
	505516-23	B	FILTER, RF, low pass, 116-150 MHz	1	BEFHJ
			ATTACHING PARTS		
	MS35206-228	B	SCREW	4	
	MS27183-5	B	WASHER	4	
	MS35338-41	B	WASHER	4	
			----*----		
	8004884G1	B	PLATE ASSEMBLY, Mounting	1	

FIGURE AND INDEX NUMBER	PART NUMBER	IDENT	DESCRIPTION	UNITS PER ASSY	USABLE ON CODE
22-			ATTACHING PARTS		
	MS35206-228	B	SCREW	4	
	MS27183-5	B	WASHER	4	
	MS35338-41	B	WASHER	4	
			----*----		
- 51	56LN056C	C	NUT, Self-locking, clinch (86577) spec dwg 508566-3 (used in early configurations)	2	
	56LN093C	C	NUT, Self-locking, clinch (86577) spec dwg 508566-6 (used in later configurations)	2	
- 52	8004884-1	C	PLATE, Mounting	1	
	8009560G1	B	FILTER ASSEMBLY, Cavity (source dwg 505541-1) (added in later configurations)	1	ACDGI
			ATTACHING PARTS		
	MS51957-31	B	SCREW	1	
	MS35338-41	B	WASHER	1	
	MS27183-5	B	WASHER	2	
	MS35649-262	B	NUT	1	
			----*----		
- 53	8009564-1	C	COVER, Filter	1	
- 54	CK608X6R8K	C	CAPACITOR (alternate part 501240-10)	1	
- 55	CK608X100K	C	CAPACITOR (alternate part 501240-13)	1	
- 56	8009566-1	C	COIL, Filter	1	
- 57	CK608X4R7K	C	CAPACITOR (alternate part 501240-7)	1	
- 58	SE109D01	C	TERMINAL	1	
			ATTACHING PARTS		
	MS35206-211	C	SCREW	1	
	MS35338-40	C	WASHER	1	
			----*----		
- 59	8009565G1	C	CABLE ASSEMBLY, Special purpose, electrical	1	
- 60	KA59-191	D	CONNECTOR, Plug, electrical (91836) spec dwg 502082-6	1	
- 61	100Y5070B55	D	TERMINATION, Coaxial cable (94375) spec dwg 514286-1	1	
- 62	RG58CU	D	CABLE, RF	AR	
- 62	KA71-02	C	CONNECTOR, Receptacle, electrical (91836) spec dwg 502082-15	1	
			ATTACHING PARTS		
	8105252-9	C	WASHER, Flat	1	
			----*----		
- 63	8009563G1	C	FRAME, Filter	1	
	8009562-1	D	PLATE, Mounting	1	
			ATTACHING PARTS		
	MS16535-64	D	RIVET	2	
			----*----		
- 64	8009563G2	D	FRAME, Filter	1	
- 65	5339-05904-3	E	EYELET, Metallic	3	
- 66	8009563-1	E	BOX, Filter	1	
- 66	UG1465U	B	CONNECTOR	2	
- 67	516665-9	B	MARKER, Tubing, heat shrinkable	1	
- 68	516665-10	B	MARKER, Tubing, heat shrinkable	1	
- 69	RG188U	B	CABLE, RF	AR	
- 70	509146-13	B	DETECTOR, Power, directional, 225-400 MHz	1	ACDGI
	509146-23	B	DETECTOR, Power, directional, 116-150 MHz	1	BEFHJ
			ATTACHING PARTS		
	MS35206-227	B	SCREW	4	
	MS27183-5	B	WASHER	4	
	MS35338-41	B	WASHER	4	
			----*----		
- 71	8004729G1	B	CABLE ASSEMBLY, Special purpose, electrical	1	
	M39012-01-0002	C	CONNECTOR (used in early configurations)	1	
	M39012-01-0005	C	CONNECTOR (used in later configurations)	1	
- 72	KS59-34	C	CONNECTOR, Coaxial, type n push-on (91836) spec dwg 502080-2	1	
- 73	RG213U	C	CABLE, RF	1	

Section II
Group Assembly Parts List

T.O. 31R2-2GRT-104
 NAVELEX 0967-LP-429-5020




Figure 22. Cavity Assembly, Tuned (Sheet 2 of 3)

T.O. 31R2-2GRT-104
NAVELEX 0967-LP-429-5020

Section II
Group Assembly Parts List

FIGURE AND INDEX NUMBER	PART NUMBER	I N D E N T	DESCRIPTION	UNITS PER ASSY	USABLE ON CODE
22- 74	SM1PN	B	CONNECTOR, Push-on, high voltage (81312) spec dwg 502093-2	1	
- 75	100-1020P	B	CONTACT, Pin, electrical (81312) spec dwg 502105-1	8	
- 76	MRAC14PN	B	CONNECTOR, Receptacle, electrical (81312) spec dwg 502106-1	1	
- 77	8004728G1	B	CABLE ASSEMBLY, Special purpose, electrical	1	
	KA51-03	C	CONNECTOR, Plug, electrical (91836) spec dwg 502082-6 (use until exhausted, vendor changed part number)	1	
	KA59-191	C	CONNECTOR, Plug, electrical (91836) spec dwg 502082-6 (used in later configurations)	1	
- 78	KS59-35	C	CONNECTOR, Coaxial, type n push-on (91836) spec dwg 502080-3	1	
- 79	RG58CU	C	CABLE, RF	1	
	8004234G1	B	NETWORK, Impedance, matching	1	ACDGI
	8004234G2	B	NETWORK, Impedance, matching	1	BEFHJ
			ATTACHING PARTS		
	MS35206-228	B	SCREW	4	
	MS35206-213	B	SCREW	2	
	MS27183-5	B	WASHER	4	
	MS27183-3	B	WASHER	2	
	MS35338-41	B	WASHER	4	
	MS35338-40	B	WASHER	2	
			---*---		
- 80	512140-1	C	SHAFT, Coupling	1	
- 81	8004820-1	C	BRACKET, Angle	1	
- 82	8004731-1	C	CAPACITOR, Variable, modified 1.7 to 20 pf, porm 10 pct, 375 wvdc (used in early configurations)	1	ACDGI
	193-0034-051	C	CAPACITOR, Variable, modified 2.2 to 19.9 pf, porm 10 pct, 770 vrms (74970) spec dwg 501185-15 (used in later configurations)	1	ACDGI
	8004731-2	C	CAPACITOR, Variable, modified 2.0 to 27.0 pf, porm 10 pct, 375 wvdc)	1	BEFHJ
			ATTACHING PARTS		
	MS35333-40	C	WASHER	1	
			---*---		
	8004284G1	C	CONTACT, Electrical, input	1	
- 83	8004284-2	D	CONTACT, Electrical	1	
- 84	8004284-1	D	CONTACT, Electrical	1	
- 85	MS51963-9	C	SETSCREW	2	
- 86	8004681-1	C	GEAR, Worm	1	
- 87	8004686G1	C	PLATE ASSEMBLY, Adjustable	1	ADCGI
	8004686G2	C	PLATE ASSEMBLY, Adjustable	1	BEFHJ
- 88	512140-4	D	SHAFT, Coupling	1	
- 89	8004686-1	D	PLATE, Adjustable	1	
- 90	60T4000	C	CONNECTOR, Receptacle, electrical (94375) spec dwg 502082-4	1	
- 91	8105252-6	C	WASHER, Flat	1	
- 92	MS16562-11	C	PIN	1	
- 93	8004670-1	C	SHAFT, Coupling	1	
- 94	506197-1	C	GEAR, Worm	1	
- 95	8004687-1	C	BRACKET, Support	1	
			ATTACHING PARTS		
	MS35206-213	C	SCREW	2	
	MS27183-3	C	WASHER	2	
	MS35338-40	C	WASHER	2	
			---*---		
- 96	07-0601-1646	C	SHIELDING, Gasket, electronic (12881) spec dwg 512138-2 (added in later configurations)	1	
- 97	MS16624-1050	C	RING, Retaining	2	
- 98	511861-1	C	SETSCREW, Hexagon socket with cup point	4	
- 99	8004842-1	C	PLATE, End	1	

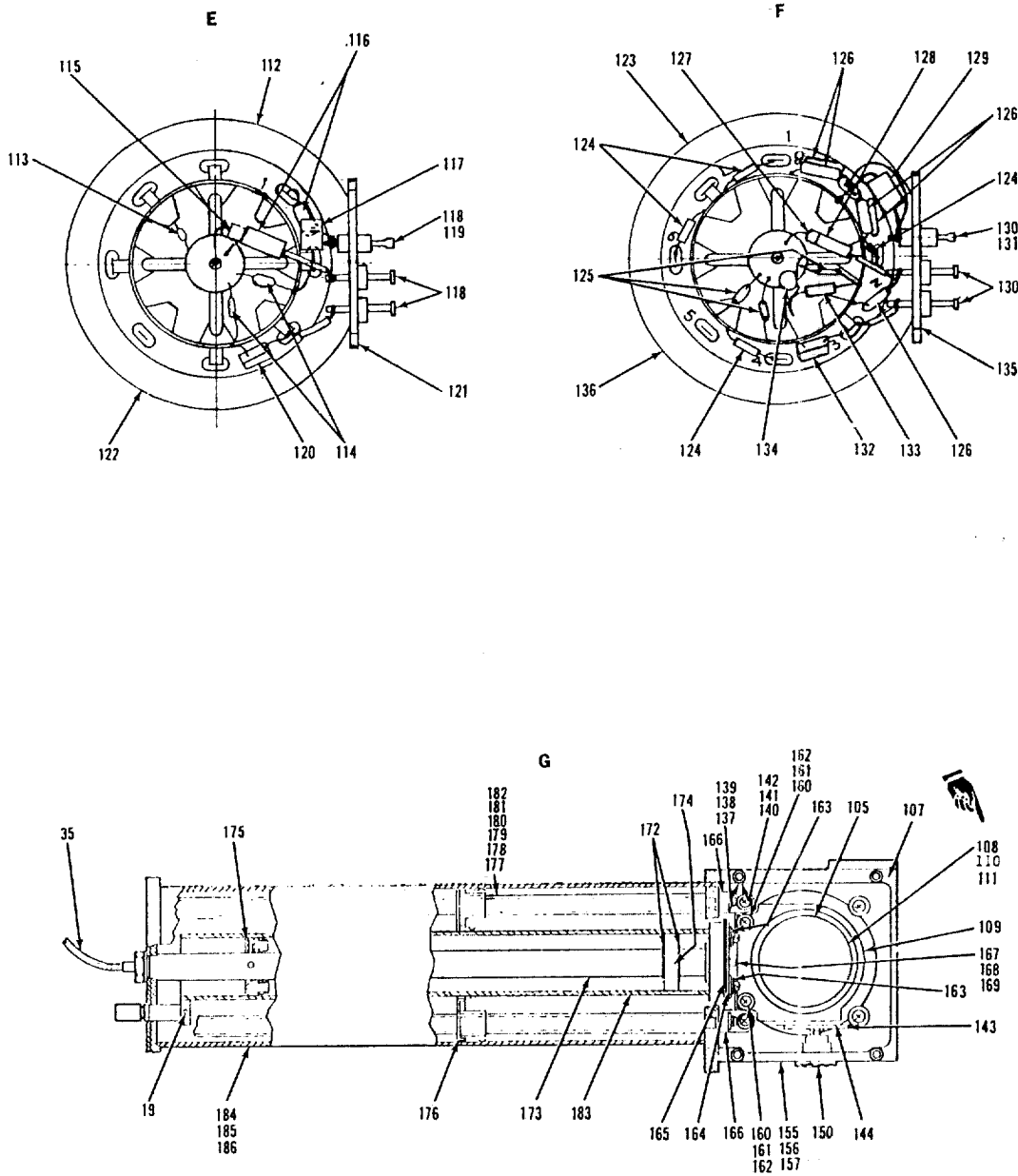


Figure 22. Cavity Assembly, Tuned (Sheet 3 of 3)

FIGURE AND INDEX NUMBER	PART NUMBER	IDENT	DESCRIPTION	UNITS PER ASSY	USABLE ON CODE
22-100	8004843-1	C	ROD, Inner	1	ACDGI
	8004843-2	C	ROD, Inner	1	BEFHJ
-101	512737	C	SPACER, Ring	1	
-102	8004683G1	C	HOUSING ASSEMBLY	1	ACDGI
	8004683G2	C	HOUSING ASSEMBLY	1	BEFHJ
-103	8004701-1	B	SHAFT, Shouldered	1	
-104	8004753-1	B	HOUSING, Duct, air	1	
			ATTACHING PARTS		
	8004758-1	B	SCREW, Captive	4	
	MS35338-41	B	WASHER	4	
			----*----		
-105	8004679-3	B	DUCT, Air	1	
			DELETED		
-106	501231-1	B	CAPACITOR, Fixed, low loss rf, 3.6 pf porm 0.25 pf, 1500 vrms @ 60 Hz (C3 added in later configurations, see index 113 for early usages)	1	ACDGI
-107	8004231G1	B	CAVITY, Tuned, UHF	1	ACDGI
	8004231G2	B	CAVITY, Tuned, VHF	1	BEFHJ
			ATTACHING PARTS		
	MS35206-230	B	SCREW	6	
	MS27183-5	B	WASHER	6	
	MS35338-41	B	WASHER	6	
			----*----		
-108	DX393A	C	ELECTRON TUBE, Rf power tetrode (73445) spec dwg 504809-1 (used in early configurations)	1	
	8930	C	ELECTRON TUBE (used in later configurations)	1	
-109	8004270G1	C	TUBE, Contact strip support	1	ACDGI
	8004270G2	C	TUBE, Contact strip support	1	BEFHJ
-110	8004679-2	C	DUCT, air	1	
-111	505900-1	C	GASKET, Rf (added in later configurations)	1	
-112	8004794G1	C	SOCKET, Electron tube	1	ACDGI
			ATTACHING PARTS		
	MS35206-228	C	SCREW	4	
	MS27183-6	C	WASHER	4	
	MS35338-41	C	WASHER	4	
			----*----		
-113	CK60BX3R3K	D	CAPACITOR (C3 used in earliest configurations)	1	
	YY10CA3R3BE	D	CAPACITOR, Fixed, porcelain dielectric, 3.3 pf, porm 0.1 pf, 1000 wvdc (95275) spec dwg 501217-1 (C3 used in early configurations)	1	
	YY10CA3R3CE	D	CAPACITOR, Fixed, porcelain dielectric, 3.3 pf, porm 0.25 pf, 1000 wvdc (95275) spec dwg 501217-1 (C3 used in early configurations)	1	
	ATC100B3R3CMS10	D	CAPACITOR, Fixed, porcelain dielectric, 3.3 pf, porm 0.25 pf, 500 wvdc @ 125 deg c (29990) spec dwg 501217-1 (C3 used in early configurations)	1	
-114	CK60BX3R3K	D	CAPACITOR (C5 and C6 used in earliest configurations)	2	
	YY10CA3R3BE	D	CAPACITOR, Fixed, porcelain dielectric, 3.3 pf, porm 0.1 pf, 1000 wvdc (95275) spec dwg 501217-1 (C5 and C6 used in early configurations)	2	
	YY10CA3R3CE	D	CAPACITOR, Fixed, porcelain dielectric, 3.3 pf, porm 0.25 pf, 1000 wvdc (95275) spec dwg 501217-1 (C5 and C6 used in early configurations then deleted in later configurations)	2	
-115	56-590-65-3B	D	SHIELD, RF interference, bead type (02114) spec dwg 512134-1	1	
-116	MS75008-22	D	COIL, RF	2	
-117	B2B470	D	PROTECTOR, Voltage transient (25088) spec dwg 509204-2 (added in later configurations, then replaced by CG635L)	1	
	CG635L	D	PROTECTOR, Voltage transient (71744) spec dwg 509204-3 (replaced B2B470 in later configurations)	1	

Section II
Group Assembly Parts List

T.O. 31R2-2GRT-104
NAVELEX 0967-LP-429-5020

FIGURE AND INDEX NUMBER	PART NUMBER	IDENT	DESCRIPTION	UNITS PER ASSY	USABLE ON CODE
22-118	FA5C102W	D	CAPACITOR, Fixed, ceramic dielectric, feedthru, 1000 pf, plus 150 pct minus 0 pct gm v @ 1 kHz, 2 vrms, 25 deg c, 500 wvdc (01121) spec dwg 501172-1 (C12 used in early configurations)	3	
-119	EF12-1000GMV	D	CAPACITOR, Fixed, feedthru, 1000 pf, porm 20 pct, 100 wvdc (04222) spec dwg 501218-1 (C12 used in later configurations)	1	
-120	VK11CX471K	D	CAPACITOR, Fixed, ceramic dielectric, wafer chip, leadless, 470 pf, porm 10%, 100 wvdc @ -55 deg c to plus 70 deg c (95275) spec dwg 501365-21 (used in early configurations)	1	
	CM05FD331J03	D	CAPACITOR (used in later configurations)	1	
-121	8004684-1	D	PLATE, Mounting	1	
-122	SK610	D	SOCKET, Electron tube (06980) spec dwg 512398-1	1	
-123	8004794G2	C	SOCKET, Electron tube ATTACHING PARTS	1	BEFHJ
	MS35206-228	C	SCREW	4	
	MS27183-6	C	WASHER	4	
	MS35338-41	C	WASHER	4	
			----*----		
-124	RCR07G200JR	D	RESISTOR	4	
-125	CK60BX6R8K	D	CAPACITOR (alternate part 501240-10)	3	
-126	CM05FD121J03	D	CAPACITOR	5	
-127	56-590-65-3B	D	SHIELD, RF interface, bead type (02114) spec dwg 512134-1	1	
-128	MS75008-22	D	COIL, RF	1	
-129	B2B470	D	PROTECTOR, Voltage transient (25088) spec dwg 509204-2 (added in later configurations, then replaced by CG635L)	1	
	CG635L	D	PROTECTOR, Voltage transient (71744) spec dwg 509204-3 (replaces B2B470 in later configurations)	1	
-130	FA5C102W	D	CAPACITOR, Fixed, ceramic dielectric, feedthru, 1000 pf, plus 150 pct minus 0 pct gm v @ 1 kHz, vrms, 25 deg c, 500 wvdc (01121) spec dwg 501172-1 (C12 used in early configurations)	3	
-131	EF12-1000GMV	D	CAPACITOR, Fixed, feedthru, 1000 pf, porm 20 pct, 100 wvdc (04222) spec dwg 501218-1 (C12 used in later configurations)	1	
-132	VK11CX471K	D	CAPACITOR, Fixed, ceramic dielectric, wafer chip, leadless, 470 pf, porm 10%, 100 wvdc @ -55 deg c to plus 70 deg c (95275) spec dwg 501365-21 (used in early configurations)	1	
	CM05D331J03	D	CAPACITOR (used in later configurations)	1	
-133	RCR20G473JR	D	RESISTOR	1	
-134	CK60BX150K	D	CAPACITOR (alternate part 501240-16)	1	
-135	8004684-1	D	PLATE, Mounting	1	
-136	SK600	D	SOCKET, Electron tube (06980) spec dwg 512398-3	1	
-137	MS35206-241	C	SCREW	1	ACDGI
-138	MS27183-7	C	WASHER	1	ACDGI
-139	MS35338-42	C	WASHER	1	ACDGI
-140	8004790-1	C	BRACKET, Angle ATTACHING PARTS	1	BEFHJ
	MS35206-218	C	SCREW	1	BEFHJ
	MS27183-4	C	WASHER	1	BEFHJ
	MS35649-42	C	NUT	1	BEFHJ
			----*----		
-141	8004791-1	C	INSULATOR, Plate, capacitor	1	BEFHJ
-142	517690-2	C	WASHER, Shouldered (used in early configurations)	1	BEFHJ
	517690-1	C	WASHER, Shouldered (used in later configurations)	1	BEFHJ
-143	507304-1	C	INSULATOR, Disk	1	
-144	8004783-1	C	PLATE, Capacitor	1	

FIGURE AND INDEX NUMBER	PART NUMBER	I N D E N T	DESCRIPTION	UNITS PER ASSY	USABLE ON CODE
22-	8004965-1	C	ATTACHING PARTS NUT, Special ----*----	1	
-145	8004676-1	C	BRACKET, Mounting, connector ATTACHING PARTS	1	
	MS35206-213	C	SCREW	4	
	MS27183-3	C	WASHER	4	
	MS35338-40	C	WASHER ----*----	4	
-146	8004780-1	C	BRACKET, Mounting ATTACHING PARTS	1	
	MS35206-218	C	SCREW	2	
	MS27183-3	C	WASHER	2	
	MS35338-40	C	WASHER ----*----	2	
-147	8004730G1	C	CABLE ASSEMBLY, Special purpose, electrical	1	
	M39012-01-0002	D	CONNECTOR (used in early configurations)	1	
	M39012-01-0005	D	CONNECTOR (used in later configurations)	1	
-148	RF03281	D	CONNECTOR, Coaxial (94375) spec dwg 502098-1	1	
-149	RG213U	D	CABLE, RF	1	
-150	8004781-1	C	GEAR, Worm	1	
-151	MS16562-11	C	PIN, Spring	1	
-152	8004670-2	C	SHAFT, Coupling	1	
-153	506197-1	C	GEAR, Worm	1	
-154	8004677-1	C	BRACKET, Angle ATTACHING PARTS	1	
	MS35206-219	C	SCREW	2	
	MS27183-3	C	WASHER	2	
	MS35338-40	C	WASHER ----*----	2	
-155	8006797-1	C	WASHER, Spacer (added in later configurations)	1	
	8004280G1	C	HOUSING, Power tube	1	
-156	MS21209C0620	D	INSERT	4	
-157	8004280-1	C	HOUSING, Power tube	1	
-158	8004837-1	B	GROMMET, Plastic	1	BEFHJ
-159	8102535-1	B	TERMINAL, Lug, locking (used in early configurations)	1	
	8102535-2	B	TERMINAL, Lug, locking (used in later configurations)	1	
-160	MS35206-215	B	SCREW	2	
-161	MS27183-4	B	WASHER	2	
-162	MS35338-40	B	WASHER	2	
-163	517690-1	B	WASHER, Shouldered	2	
-164	8006153G1	B	PLATE, Capacitor mounting ATTACHING PARTS	1	
	MS35206-217	B	SCREW	2	ACDGI
	MS35206-217	B	SCREW	1	BEFHJ
	MS35206-218	B	SCREW	1	BEFHJ
	MS35206-215	B	SCREW	2	
	MS27183-4	B	WASHER	4	
	MS35338-40	B	WASHER ----*----	4	
-165	507303-1	B	INSULATOR, Disk	1	
-166	500731-1	B	BRACKET, Support ATTACHING PARTS	2	
	MS35260-217	B	SCREW	4	
	MS27183-4	B	WASHER	2	
	MS15795-803	B	WASHER	2	
	MS35338-40	B	WASHER ----*----	4	
-167	8006154G1	B	CABLE ASSEMBLY, High voltage	1	ACDGI
-168	51-721-001	C	FILTER, Low pass (33095) spec dwg 505526-1	1	
	517900-3	C	WIRE, HV	AR	
-169	507308-1	B	INSULATOR, Bushing (used in early configurations)	1	
	517690-3	B	WASHER, Shoulder, nonmetallic (used in later configurations)	1	

Section II
Group Assembly Parts List

T.O. 31R2-2GRT-104
NAVELEX 0967-LP-429-5020

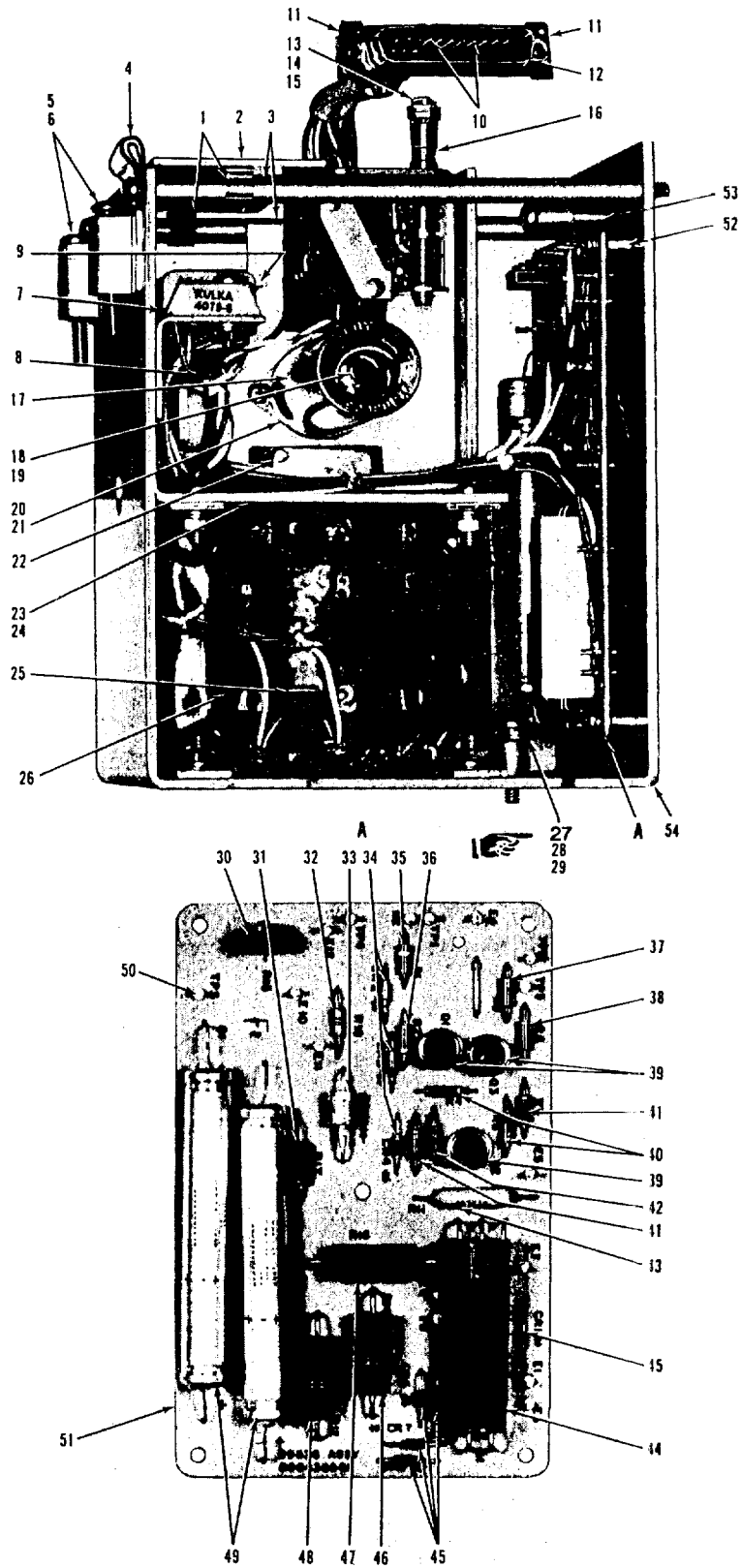


Figure 23. Power Supply, Control Grid/Thermal Control

FIGURE AND INDEX NUMBER	PART NUMBER	I N D E N T	DESCRIPTION	UNITS PER ASSY	USABLE ON CODE
22-170	8004745-1	B	BRACKET, Support ATTACHING PARTS	1	
	MS24693-26	B	SCREW	2	
	MS35206-230	B	SCREW	1	
	MS27183-5	B	WASHER	3	
	MS35338-41	B	WASHER	3	
	MS35649-262	B	NUT	3	
			----*----		
-171	MS25281-4	B	CLAMP ATTACHING PARTS	1	
	MS24693S28	B	SCREW	1	
	MS27183-5	B	WASHER	1	
	MS35338-41	B	WASHER	1	
	MS35649-262	B	NUT	1	
			----*----		
-172	MS16624-1050	B	RING, Retaining	2	
-173	8004260G1	B	TUBE, Center	1	
-174	512737	B	SPACER, Ring	1	
-175	8004261G1	B	RING, Spacer, front ATTACHING PARTS	1	
	MS51963-11	B	SETSCREW	2	
			----*----		
-176	8004257G1	B	RING, Retaining, outer	1	
	8006121G2	B	ROD, Threaded	1	
-177	79R5025-062-0365	C	PIN, Spring, tubular, slotted (72962) spec dwg 509005-1 (used in early configurations)	1	
	79R5025-062-0335	C	PIN, Spring, tabular, slotted (72962) spec dwg 509005-2 (used in later configurations)	1	
-178	8004279-1	C	BUSHING, Flanged (drill at assembly)	1	
-179	8004259-1	C	SHAFT, Coupling	1	
	8006121G1	B	ROD, Threaded	1	
-180	79R5025-062-0365	C	PIN, Spring, tubular, slotted (72962) spec dwg 509005-1 (used in early configurations)	1	
	79R5025-062-0335	C	PIN, Spring, tubular, slotted (72962) spec dwg 509005-2 (used in later configurations)	1	
-181	8004664-1	C	BUSHING, Shoulder (drill at assembly)	1	
-182	8004259-1	C	SHAFT, Coupling (drill at assembly)	1	
-183	8004256G1	B	TUBE, Intermediate	1	
	8004255G1	B	TUBE, Outer	1	
-184	8004662-1	C	PLATE, Float ATTACHING PARTS	1	
	8004736-1	C	RIVET, Shouldered	3	
			----*----		
-185	8006138-1	C	BUSHING	1	
-186	8004255G2	C	TUBE, Intermediate	1	
23-	8004236G1	A	POWER SUPPLY, Control Grid/Thermal Control (see figure 19 for NHA)	REF	
	8004723G1	B	COVER, Protection	1	
- 1	MS17160-5	C	CLIP, Spring tension ATTACHING PARTS	2	
	MS16535-64	C	RIVET	2	
			----*----		
- 2	8004723-1	C	COVER	1	
- 3	8004535-1	B	SPACER, Sleeve ATTACHING PARTS	2	
	MS35206-230	B	SCREW	2	
	MS27183-5	B	WASHER	2	

Section II
Group Assembly Parts List

T.O. 31R2-2GRT-104
NAVELEX 0967-LP-429-5020

FIGURE AND INDEX NUMBER	PART NUMBER	I N D E N T	DESCRIPTION	UNITS PER ASSY	USABLE ON CODE
23-	MS35338-41	B	WASHER	2	
	MS24693S26	B	SCREW	2	
			----*----		
- 4	CCN-35	B	CLAMP, Cable	1	
- 5	MS35206-249	B	SCREW	2	
- 6	517689-1	B	WASHER, Non-metallic (used in early configurations, when exhausted use alternate part 5-646N674-70)	2	
	5-646N674-70	B	PACKING, Preformed (02697) spec dwg 508874-13 (used in later configurations)	2	
- 7	40TB8	B	TERMINAL BOARD	1	
			ATTACHING PARTS		
	MS35206-231	B	SCREW	1	
	MS35206-233	B	SCREW	1	
	MS27183-5	B	WASHER	2	
	MS35338-41	B	WASHER	2	
	MS35649-262	B	NUT	2	
			----*----		
- 8	MS25281R4	B	CLAMP	1	
- 9	8004716-1	B	STRAP, Jumper, terminal board	3	
- 10	030-1952-000	B	CONTACT, Electrical (71468) spec dwg 502056-401	15	
	403-30-15-119-410	B	CONTACT, Electrical (71785) spec dwg 502056-401 (alternate part in later configurations)	15	
- 11	D20419-18	B	RETAINER, Electrical connector (71468) spec dwg 502056-308	2	
- 12	DBC25PFO	B	CONNECTOR, Receptacle, electrical (71468) spec dwg 502056-110 (use until exhausted, vendor changed part numbers in later configurations)	1	
	DBU25PFO	B	CONNECTOR, Receptacle, electrical (71468) spec dwg 502056-110 (alternate part used in later configurations)	1	
	234-25-11-100	B	CONNECTOR, Receptacle, electrical (71785) spec dwg 502056-110 (alternate part used in later configurations)	1	
- 13	MS35206-230	B	SCREW	1	
- 14	MS35338-41	B	WASHER	1	
- 15	MS35649-262	B	NUT	2	
- 16	2AC6	B	SWITCH, Interlock, spdt (91929) spec dwg 512938-3	1	
			ATTACHING PARTS		
	MS35206-227	B	SCREW	2	
	MS27183-5	B	WASHER	2	
	MS35338-41	B	WASHER	2	
			----*----		
- 17	9710-10	B	SHIELD, Relay (72825) spec dwg 512141-1	1	
- 18	506436-1	B	HEATSINK (cut to fit at assembly)	1	
- 19	8102512-1	B	RELAY, Thermostatic delay	1	
- 20	RCR07G220JS	B	RESISTOR (added in later configurations)	1	
- 21	TS103P01	B	SOCKET	1	
			ATTACHING PARTS		
	MS35206-214	B	SCREW	2	
	MS27183-3	B	WASHER	2	
	MS35338-40	B	WASHER	2	
	MS35649-242	B	NUT	2	
			----*----		
- 22	509410-3	B	RELAY, Armature	1	
			ATTACHING PARTS		
	MS35206-214	B	SCREW	2	
			----*----		
- 23	8004888G1	B	BRACKET ASSEMBLY, Mounting, component	1	
			ATTACHING PARTS		
	MS24693S50	B	SCREW	2	
	MS35206-245	B	SCREW	4	
	MS27183-7	B	WASHER	6	

FIGURE AND INDEX NUMBER	PART NUMBER	I N D E N T	DESCRIPTION	UNITS PER ASSY	USABLE ON CODE
23--	MS35338-42 NAS671-8	B B	WASHER NUT	6 6	
			----*----		
- 24	44LN056C	C	NUT, Self-locking, clinch (86577) spec dwg 508566-2 (used in early configurations)	2	
	44LN093C	C	NUT, Self-locking, clinch (86577) spec dwg 508566-9 (used in later configurations)	2	
- 25	CK06BX104K	B	CAPACITOR	1	
- 26	9226	B	TRANSFORMER, Power, step-down (50508) spec dwg 515304-2	1	
			ATTACHING PARTS		
	MS24693S50	B	SCREW	4	
	MS27183-7	B	WASHER	4	
	MS35338-42	B	WASHER	4	
	NAS671-8	B	NUT	4	
			----*----		
- 27	8004846-1	B	SCREW, Captive	3	
- 28	MS27183-7	B	WASHER	3	
- 29	MS35338-42	B	WASHER	3	
	8004388G1	B	CONTROL THERMAL/GRID VOLTAGE	1	
			ATTACHING PARTS		
	MS35206-215	B	SCREW	5	
	MS27183-3	B	WASHER	5	
	MS35338-40	B	WASHER	5	
			----*----		
- 30	62PAR10K	C	RESISTOR, Variable, cermet, nominal resistance 10k, porm 10 pct, 0.5W @ 70 deg c (73138) spec dwg 509422-10	1	
	63X103T603	C	RESISTOR, Variable, cermet, nominal resistance 10k, porm 10 pct, 0.5W max @ 70 deg c (02111) spec dwg 509422-10 (alternate for 62PAR10K)	1	
- 31	RN60D2493F	C	RESISTOR	1	
- 32	RN55D1001F	C	RESISTOR	1	
- 33	JAN1N3044B	C	SEMICONDUCTOR DEVICE, Diode	1	
- 34	JAN1N914	C	SEMICONDUCTOR DEVICE, Diode	3	
- 35	RCR07G391JR	C	RESISTOR	1	
- 36	RCR07G473JR	C	RESISTOR	1	
- 37	RCR07G132JR	C	RESISTOR	1	
- 38	RCR07G103JR	C	RESISTOR	1	
- 39	JAN2N1613	C	TRANSISTOR	3	
- 40	RCR07G273JR	C	RESISTOR	2	
- 41	RCR07G222JR	C	RESISTOR	2	
- 42	RCR07G123JR	C	RESISTOR	1	
- 43	RN65D7873F	C	RESISTOR	1	
- 44	103-00008	C	RELAY, Dry reed (31951) spec dwg 509415-1	1	
- 45	JAN1N4245	C	SEMICONDUCTOR DEVICE, Diode	5	
- 46	RC42GF152J	C	RESISTOR	1	
- 47	RC42GF223J	C	RESISTOR	1	
- 48	RC42GF222J	C	RESISTOR	1	
- 49	CL21BQ360SPE	C	CAPACITOR	2	
	8004612G1	C	PRINTED WIRING BOARD	1	
- 50	5321-5	D	TERMINAL, Uninsulated (06540) spec dwg 514266-302	16	
- 51	8004612-1	D	PRINTED CIRCUIT BOARD	1	
	8004538G1	B	CHASSIS, Electrical equipment	1	
- 52	410771-25	C	SPACER, Threaded	5	
- 53	8004694-1	C	RETAINER, Screw	3	
- 54	8004538G2	C	CHASSIS, Electrical equipment	1	

Section II
Group Assembly Parts List

T.O. 31R2-2GRT-104
NAVELEX 0967-LP-429-5020

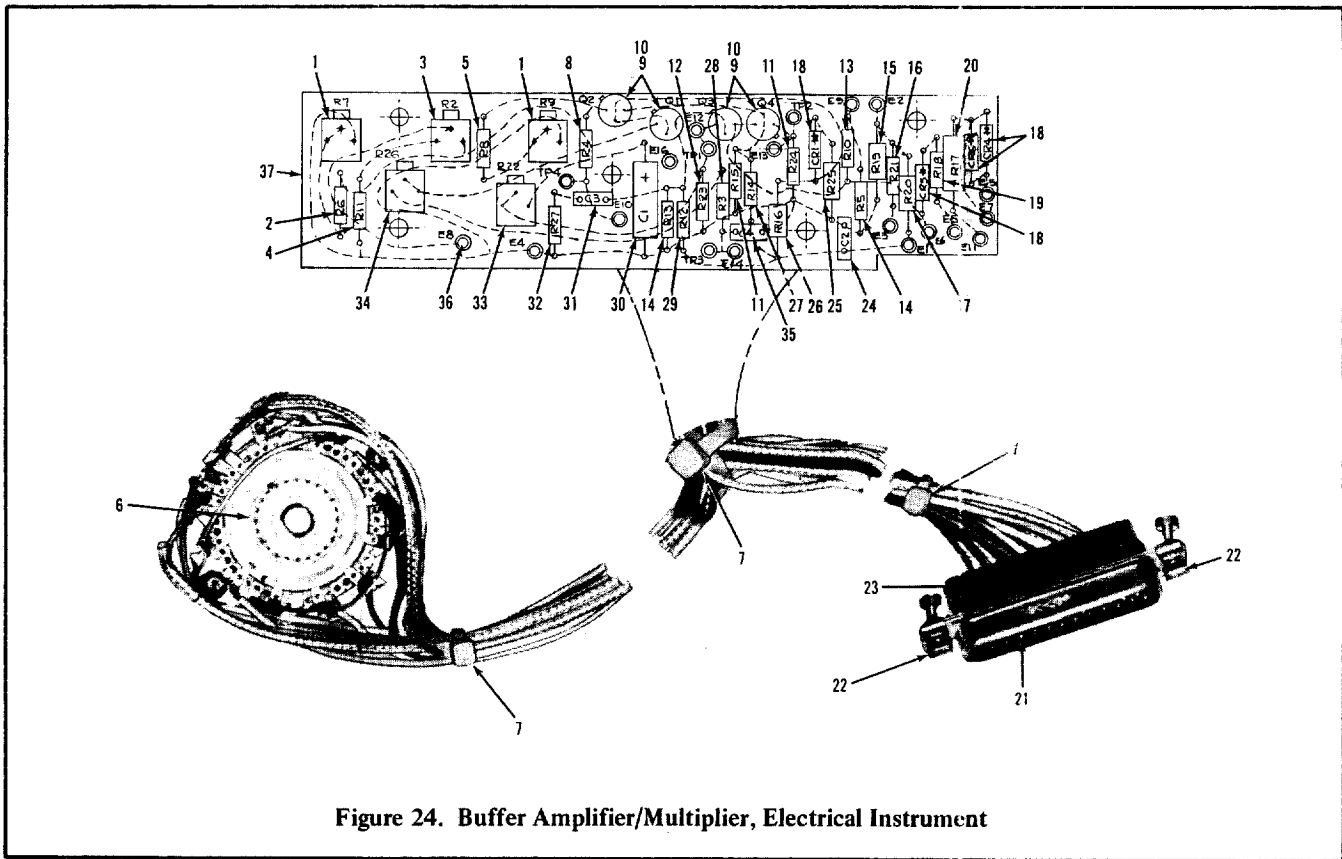


Figure 24. Buffer Amplifier/Multiplier, Electrical Instrument

FIGURE AND INDEX NUMBER	PART NUMBER	INDENT	DESCRIPTION	UNITS PER ASSY	USABLE ON CODE
24-	8004227G1	A	BUFFER AMPLIFIER/MULTIPLIER, Electrical instrument (see figure 19 for NHA)	REF	
- 1	62PAR250	B	RESISTOR, Variable, cermet, nominal resistance 250 ohms, porm 10 pct, 0.5w @ 70 deg c (73138) spec dwg 509422-4 (R7 used in early configurations)	2	
	63X251T603	B	RESISTOR, Variable, cermet, nominal resistance 250 ohms, porm 10 pct, 0.5w @ 70 deg c (02111) spec dwg 509422-4 (alternate for 62PAR250)	2	
	62PAR100	B	RESISTOR, Variable, cermet, nominal resistance 100 ohms, porm 10 pct, 0.5w @ 70 deg c (73138) spec dwg 509422-2 (R7 used in later configurations)	1	
	63X101T603	B	RESISTOR, Variable, cermet, nominal resistance 100 ohms, porm 10 pct, 0.5w max @ 70 deg c (02111) spec dwg 509422-2 (alternate for 62PAR100)	1	
- 2	RCR07G331JR	B	RESISTOR	1	
- 3	62PAR2500	B	RESISTOR, Variable, cermet, nominal resistance 2.5K, porm 10 pct, 0.5w @ 70 deg c (73138) spec dwg 509422-8	1	
	63X252T603	B	RESISTOR, Variable, cermet, nominal resistance 2.5K, porm 10 pct, 0.5w @ 70 deg c (02111) spec dwg 509422-8 (alternate for 62PAR2500)	1	
- 4	RCR07G332JR	B	RESISTOR	1	
- 5	RCR07G271JR	B	RESISTOR	1	

FIGURE AND INDEX NUMBER	PART NUMBER	IDENT	DESCRIPTION	UNITS PER ASSY	USABLE ON CODE
24- 6	5P4062	B	SWITCH, Rotary, 2 pole, 12 position (71450) spec dwg 512975-3	1	
- 7	MS3367-4-9	B	STRAP	3	
- 8	RCR07G512JR	B	RESISTOR	1	
- 9	JAN2N2222	B	TRANSISTOR	4	
- 10	10047DAP	B	MOUNTING PAD, Electrical (07047) spec dwg 507253-12	4	
- 11	RCR07G103JR	B	RESISTOR	2	
- 12	RCR07G102JR	B	RESISTOR (used in early configurations)	1	
	RCR07G103JR	B	RESISTOR (used in later configurations)	1	
- 13	RCR07G684JR	B	RESISTOR	1	
- 14	RCR07G153JR	B	RESISTOR	2	
- 15	RN55D7151F	B	RESISTOR	1	
- 16	RCR07G562JR	B	RESISTOR	1	
- 17	RN55D9311F	B	RESISTOR	1	
- 18	JAN1N914	B	SEMICONDUCTOR DEVICE, Diode (CR6 added in later configurations)	4	
- 19	RCR07G563JR	B	RESISTOR	1	
- 20	RN60D4321F	B	RESISTOR	1	
- 21	030-1952-000	B	CONTACT, Electrical (71468) spec dwg 502056-401	19	
	403-30-15-119-410	B	CONTACT, Electrical (71785) spec dwg 502056-401 (alternate part in later configurations)	19	
- 22	D20419-18	B	RETAINER, Electrical connector (71468) spec dwg 502056-308	2	
- 23	DBC25PFO	B	CONNECTOR, Receptacle, electrical (71468) spec dwg 502056-110 (use until exhausted, vendor changed part numbers in later configurations)	1	
	DBU25PFO	B	CONNECTOR, Receptacle, electrical (71468) spec dwg 502056-110 (alternate part used in later configurations)	1	
	234-25-11-100	B	CONNECTOR, Receptacle, electrical (71785) spec dwg 502056-110 (alternate part used in later configurations)	1	
- 24	CK06BX103K	B	CAPACITOR	1	
- 25	RN55D90R9F	B	RESISTOR (used in early configurations)	1	
	RN55D7500F	B	RESISTOR (used in later configurations)	1	
- 26	RN60D3011F	B	RESISTOR (used in early configurations)	1	
	RN55D2212F	B	RESISTOR (used in later configurations)	1	
- 27	RCR07G392JR	B	RESISTOR	1	
- 28	RCR07G512JR	B	RESISTOR (used in earliest configurations)	1	
	RCR07G332JR	B	RESISTOR (used in early configurations)	1	
	RCR07G272JR	B	RESISTOR (used in later configurations)	1	
- 29	RCR07G472JR	B	RESISTOR	1	
- 30	M39003-01-2289	B	CAPACITOR	1	
- 31	CK06BX104K	B	CAPACITOR (added in later configurations)	1	
- 32	RCR07G393JR	B	RESISTOR (added in later configurations)	1	
- 33	RCR07G562JR	B	RESISTOR (used in early configurations)	1	
	62PAR10K	B	RESISTOR, Variable, cermet, nominal resistance 10K, porm 10 pct, 0.5w @ 70 deg c (73138) spec dwg 509422-10 (used in later configurations)	1	
	63X103T603	B	RESISTOR, Variable, cermet, nominal resistance 10K, porm 10 pct, 0.5w @ 70 deg c (02111) spec dwg 509422-10 (alternate for 62PAR10K)	1	
- 34	62PAR2K	B	RESISTOR, Variable, cermet, nominal resistance 2K, porm 10 pct, 0.5w @ 70 deg c (73138) spec dwg 509422-7 (used in early configurations)	1	
	63X202T603	B	RESISTOR, Variable, cermet, nominal resistance 2K, porm 10 pct, 0.5w @ 70 deg c (02111) spec dwg 509422-7 (alternate for 62PAR2K)	1	
	62PAR5K	B	RESISTOR, Variable, cermet, nominal resistance 5K, porm 10 pct, 0.5w @ 70 deg c (73138) spec dwg 509422-9 (used in later configurations)	1	

Section II
Group Assembly Parts List

TO 31R2-2GRT-104
NAVELEX 0967-LP-429-5020

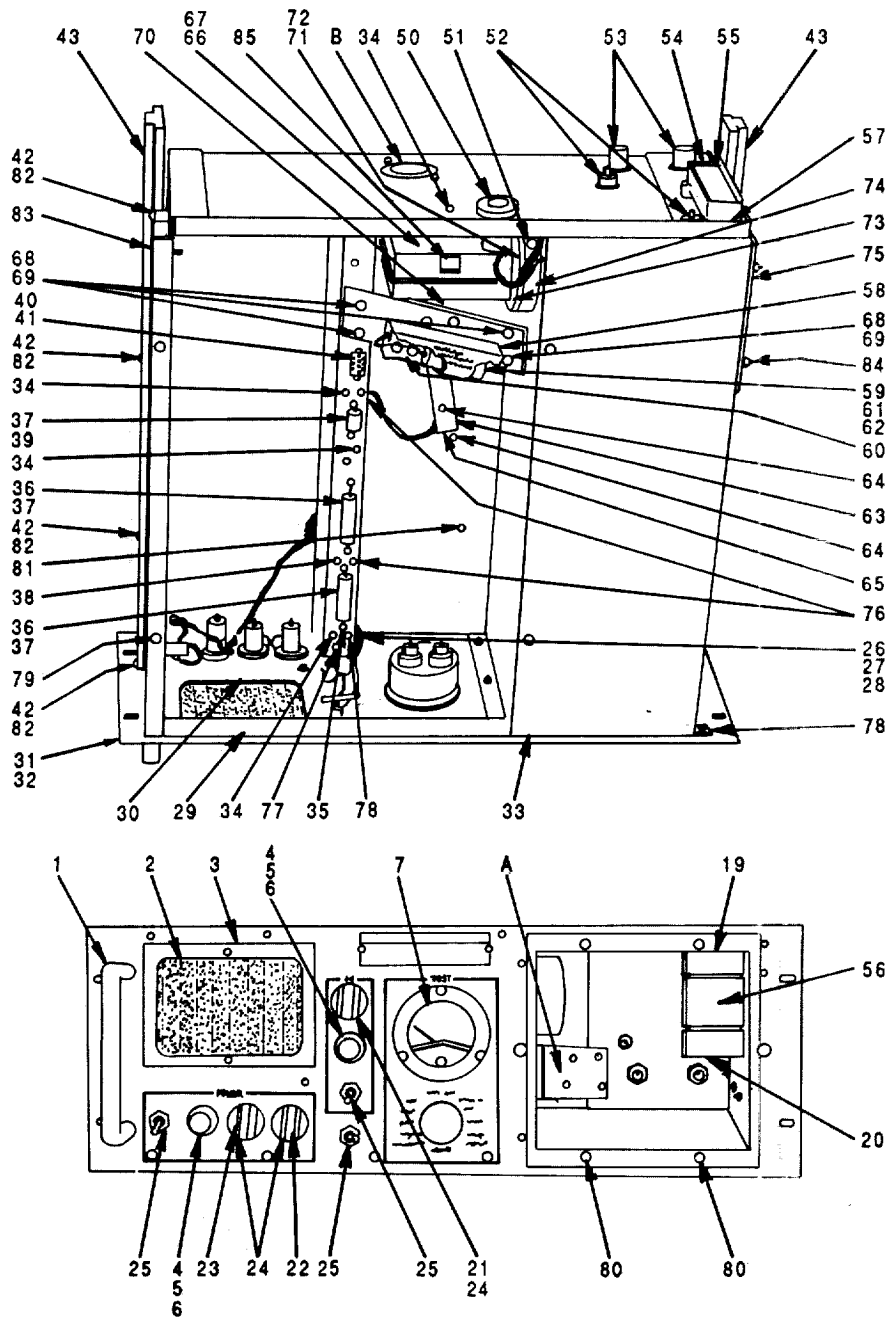


Figure 25. Frame Assembly, Amplifier, Radio Frequency (Sheet 1 of 2)

FIGURE AND INDEX NUMBER	PART NUMBER	IDENT	DESCRIPTION	UNITS PER ASSY	USABLE ON CODE
24-	63X502T603	B	RESISTOR, Variable, cermet, nominal resistance 5K, form 10 pct, 0.5w @ 70 deg c (02111) spec dwg 509422-9 (alternate for 62PAR5K)	1	
- 35	CK60AX471K	B	CAPACITOR (added in later configurations, alternate part 501240-43)	1	
	8004427G1	B	PRINTED WIRING BOARD	1	
- 36	5321-5	C	TERMINAL, Uninsulated (06540) spec dwg 514266-302	20	
- 37	8004427-1	C	PRINTED WIRING BOARD	1	
25-	8004205G1	A	FRAME ASSEMBLY, Amplifier (see figure 19 for NHA)	REF	
- 1	8004517-1	B	HANDLE, Panel, front ATTACHING PARTS	1	
	8006103-5	B	SCREW, Machine	1	
	8006103-6	B	SCREW, Machine	1	
	MS27183-7	B	WASHER	2	
	MS35338-42	B	WASHER	2	
	MS35649-282	B	NUT	2	
	8004467G1	B	---*--- FILTER ASSEMBLY, Air ATTACHING PARTS	1	
	MS35206-217	B	SCREW	2	
	MS27183-3	B	WASHER	2	
	MS35338-40	B	WASHER	2	
	8004566-1	C	---*--- FILTER, Air ATTACHING PARTS	1	
- 2	8004860-1	C	RIVET, Shouldered, semi-tubular	2	
	09450-M/100	C	FILTER, Foam element	1	
	8004299-1	C	---*--- FRAME, Air Filter	1	
- 4	LH76-1	B	LAMPHOLDER	2	
- 5	132-0997	B	LENS, Indicator light, clear (72619) spec dwg 508121-1	2	
- 6	NE51	B	LAMP	2	
- 7	2521-267848	B	METER, Electrical, dc, panel type (65092) spec dwg 508258-7	1	
	8004659G1	B	CONNECTOR/FILTER ASSEMBLY ATTACHING PARTS	1	
	MS35206-217	B	SCREW	7	
	NAS620-4	B	WASHER	5	
- 8	MRAC14SN	C	---*--- CONNECTOR, Receptacle, electrical (81312) spec dwg 502106-2	1	
- 9	100-10205	C	CONTACT, Socket, electrical (81312) spec dwg 502104-1	8	
- 10	8004649-1	C	PIN, Guide ATTACHING PARTS	2	
	MS35333-37	C	WASHER	2	
	MS35649-262	C	NUT	2	
- 11	SM1SN	C	---*--- CONNECTOR, Push-on, high voltage (81312) spec dwg 502093-1	1	
- 12	51-721-001	C	FILTER, Low pass (33095) spec dwg 505526-1	1	
- 13	56-590-65-3B	C	SHIELD, RF Interference, bead type (02114) spec dwg 512134-1	2	
- 14	CK60BX680M	C	CAPACITOR (alternate part 501240-28)	2	
- 15	01-0101-0056	C	GASKET, RF Interference (12881) spec dwg 512226-18	AR	
	8004585G1	C	BRACKET, Mounting	1	
- 16	69001-0512	D	TERMINAL, Stud, feedthru (28499) spec dwg 514274-1 (use until exhausted, changed vendors in later configurations)	2	
	514274-1	D	TERMINAL, Stud, feedthru (used in later configurations)	2	

Section II
Group Assembly Parts List

T.O. 31R2-2GRT-104
NAVELEX 0967-LP-429-5020

FIGURE AND INDEX NUMBER	PART NUMBER	INDENT	DESCRIPTION	UNITS PER ASSY	USABLE ON CODE
25- 17	FA5C102W	D	CAPACITOR, Fixed, ceramic dielectric, feedthru, 1000pf plus 150 pct minus 0 pct qmv @ 1 kHz, 2 vrms, 25 deg c, 500 wvdc (01121) spec dwg 501172-1 (C9 added in early configurations)	6	
	EF12-1000GMV	D	CAPACITOR, Fixed, feedthru, ceramic dielectric, 1000 pf plus 22 pct minus 56 pct, 1000 wvdc (04222) spec dwg 501218-1 (C9 used in later configurations)	1	
- 18	8004585G2	D	BRACKET, Mounting	1	
- 19	KP42J3	B	RESISTOR, Thermal, 20K, porm 10 pct, 0.5w max @ 25 deg c (15801) spec dwg 509416-1 (used in early configurations)	1	
	1DC203-5PCT220S1L	B	RESISTOR, Thermal, 20K, porm 10 pct, 0.95w max @ 25 deg c (15454) spec dwg 509416-2 (used in later configurations)	1	
- 20	07-0601-1651	B	SHIELDING, Gasket, electronic (12881) spec dwg 512138-1	1	
- 21	314010	B	FUSE, Cartridge, 10 amp, 250 volts (75915) spec dwg 8102470-7, for 105-240 volt operation	1	
- 22	314015	B	FUSE, Cartridge, 15 amp, 250 volts (75915) spec dwg 8102470-8, for 105-120 volt operation	1	
	314010	B	FUSE, Cartridge, 10 amp, 250 volts (75915) spec dwg 802470-7, for 210-240 volt operation	1	
- 23	F02A250V2A	B	FUSE, Cartridge, 2 amp, 250 volt, for 105-120 volt operation	1	
	F02A250V1A	B	FUSE, Cartridge, 1 amp, 250 volt, for 210-240 volt operation	1	
- 24	FHL17G2	B	FUSEHOLDER	3	
- 25	MS35058-22	B	SWITCH (S4 used in early configurations)	1	
	MS35059-22	B	SWITCH (S4 added in later configurations)	3	
	8105252-2	B	ATTACHING PARTS WASHER, Flat ---*---	3	
- 26	RCR07G562JR	B	RESISTOR	1	
	8004766G2	B	TERMINAL BOARD	1	
- 27	NAS705S2	C	TERMINAL, Stud	2	
- 28	8004766-2	C	TERMINAL BOARD	1	
- 29	8004429-1	B	BAR, Support ATTACHING PARTS	1	
	MS35206-215	B	SCREW	3	
	MS35190-223	B	SCREW	1	
	MS27183-3	B	WASHER	4	
	MS35338-40	B	WASHER ---*---	3	
	8004208G1	B	PANEL ASSEMBLY, Front ATTACHING PARTS	1	
	MS51959-45	B	SCREW	2	
	MS35338-42	B	WASHER	2	
	MS35649-282	B	NUT	2	
	MS35206-230	B	SCREW	5	
	MS27183-5	B	WASHER	5	
	MS35190-238	B	SCREW ---*---	5	
- 30	S0S440-4	C	STANDOFF, Threaded (46384) spec dwg 505127-41	2	
- 31	BS0S440-24	C	STANDOFF, Threaded (46384) spec dwg 505127-5	5	
- 32	8004208-1	C	PANEL, Front	1	
- 33	03-0101-6625	B	SHIELDING GASKET, Electronic (12881) spec dwg 512139-1	1	
- 34	2102-06-03	B	TERMINAL, Lug type (78189) spec dwg 514267-2 ATTACHING PARTS	5	
	MS35206-226	B	SCREW	4	
	MS35649-262	B	NUT ---*---	4	

FIGURE AND INDEX NUMBER	PART NUMBER	I N D E N T	DESCRIPTION	UNITS PER ASSY	USABLE ON CODE
25- 35	D20418-2	B	RETAINER, Electrical connector (71468) spec dwg 502056-302 (used in later configurations)	6	
	318-15-99-058	B	RETAINER, Electrical connector (71785) spec dwg 502056-302 (alternate part in later configurations)	6	
- 36	DBC25SFO	B	CONNECTOR, Plug, electrical (71468) spec dwg 502056-213 (use until exhausted, vendor changed part numbers in later configurations)	2	
	DBU25SFO	B	CONNECTOR, Plug, electrical (71468) spec dwg 502056-213 (alternate part used in later configurations)	2	
	233-25-11-100	B	CONNECTOR, Plug, electrical (71785) spec dwg 502056-213 (alternate part in later configurations)	2	
- 37	030-1953-000	B	CONTACT, Electrical (71468) spec dwg 502056-402	39	
	403-30-14-227-410	B	CONTACT, Electrical (71785) spec dwg 502056-402 (alternate part in later configurations)	39	
- 38	4875-1-0519	B	TERMINAL, Stud, insulated (71279) spec dwg 514264-302	1	
	MS35206-202	B	ATTACHING PARTS SCREW ----*----	1	
- 39	DEC9SFO	B	CONNECTOR, Plug, electrical (71468) spec dwg 502056-201 (use until exhausted, vendor changed part numbers in later configurations)	1	
	DEU9SFO	B	CONNECTOR, Plug, electrical (71468) spec dwg 502056-201 (alternate part used in later configurations)	1	
	233-09-11-100	B	CONNECTOR, Plug, electrical (71785) spec dwg 502056-201 (alternate part used in later configurations)	1	
- 40	MRAC14SJ	B	CONNECTOR, Receptacle, electrical (81312) spec dwg 502106-4	1	
- 41	100-1020S	B	CONTACT, Socket, electrical (81312) spec dwg 502104-1	13	
- 42	8004846-1	B	SCREW, Captive	6	
- 43	310012	B	SLIDE, Drawer, extension (05236) spec dwg 512308-1	2	
	MS35206-243	B	ATTACHING PARTS SCREW ----*----	8	
	8006084G1	B	FILTER ASSEMBLY, Electrical (31550) spec dwg 505542-1	1	
	MS35206-227	B	ATTACHING PARTS SCREW	3	
	MS27183-5	B	WASHER	2	
	MS35338-41	B	WASHER	2	
- 44	RCR20G474JS	C	RESISTOR (added in later configurations)	2	
- 45	NFT3H6P1L10-10	C	CAPACITOR, Filter, RFI, feedthru, 0.1 uf, 10%, 600 vdc (09023) spec dwg 501370-1	2	
	104JX10496TA	C	CAPACITOR, Filter, RFI, feedthru, 0.1 uf, 10% 600 vdc (56289) spec dwg 501370-1 (alternate for NFT3H6P1L10-10) (use until exhausted, vendor changed part and part number in later configurations, see 103P525A1)	2	
	103P525A1	C	CAPACITOR, Filter, RFI, feedthru, 0.1 uf, 10% 600 vdc (56289) spec dwg 501370-1 (alternate part used in later configurations)	2	
	508027-1	C	ATTACHING PARTS TERMINAL, Lug (added in later configurations) ----*----	1	
- 46	CG470L	C	PROTECTOR, Voltage surge, dc striking voltage 470 v, 15%, insulation r = 10,000 m, capacitance 2 pf (71744) spec dwg 509204-2	1	
- 47	8102535-2	C	TERMINAL, Lug, locking	2	

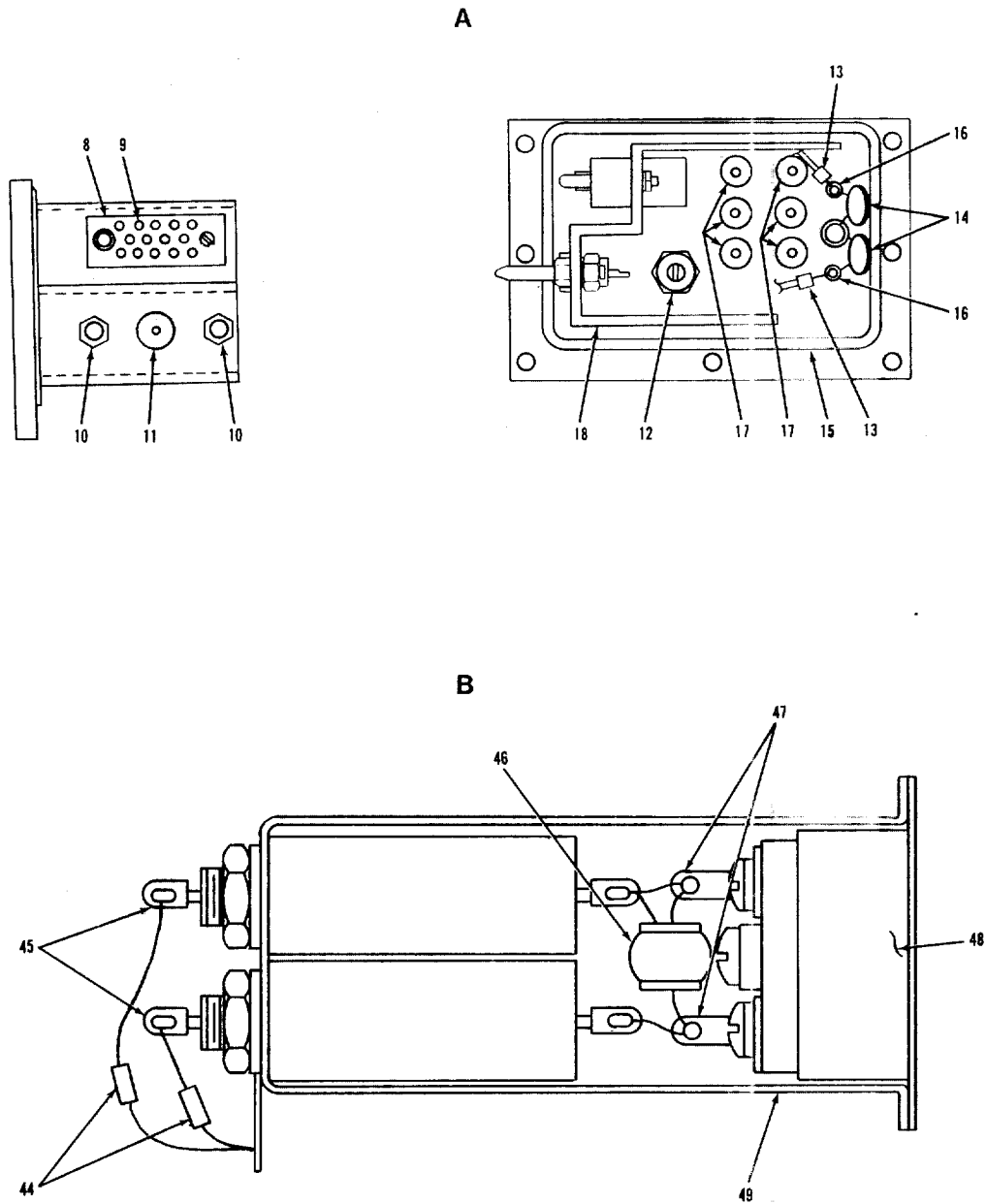


FIGURE AND INDEX NUMBER	PART NUMBER	INDEX	DESCRIPTION	UNITS PER ASSY	USABLE ON CODE
25- 48	7486G	C	CONNECTOR, Receptacle, electrical three wire, twist-lock (74545) spec dwg 502079-3	1	
- 49	8006082-1	C	HOUSING, Connector filter	1	
- 50	MS3102R18-1P	B	CONNECTOR	1	
			ATTACHING PARTS		
	MS35206-217	B	SCREW	4	
	MS35338-40	B	WASHER	4	
	MS35649-242	B	NUT	4	
			-----*		
- 51	MS25281-2	B	CLAMP	1	
			ATTACHING PARTS		
	MS35206-230	B	SCREW	1	
	MS27183-5	B	WASHER	1	
	MS35338-41	B	WASHER	1	
			-----*		
- 52	8004640-1	B	PIN, Locating	2	
			ATTACHING PARTS		
	MS27183-12	B	WASHER	2	
	MS35338-45	B	WASHER	2	
	MS35691-13	B	NUT	2	
			-----*		
- 53	KS99-27	B	CONNECTOR, COAXIAL, type n push-on (91836) spec dwg 502080-1	2	
- 54	8004635-1	B	FRAME, Air outlet	1	
			ATTACHING PARTS		
	MS35206-216	B	SCREW	4	
	MS27183-3	B	WASHER	4	
	MS35338-40	B	WASHER	4	
			-----*		
- 55	8004637-1	B	SCREEN, Air outlet	1	
- 56	8004636-1	B	SHIELD, Air outlet	1	
- 57	4875-1-0519	B	TERMINAL, Stud, insulated (71279) spec dwg 514264-302	1	
			ATTACHING PARTS		
	MS35206-206	B	SCREW	1	
	MS27183-2	B	WASHER	1	
	MS35338-39	B	WASHER	1	
			-----*		
- 58	8004959G1	B	BLOWER ASSEMBLY	1	
- 59	8004958-1	C	COVER, Protective	1	
	260P10456S4	C	CAPACITOR, FIXED, motor running, 0.10 uf, perm 10 pct, 600 vdc (56289) spec dwg 501188-31	1	
			ATTACHING PARTS		
	8004957G1	C	TERMINAL BOARD	1	
			ATTACHING PARTS		
	MS35206-230	C	SCREW	2	
	NAS620-6	C	WASHER	2	
	MS35338-41	C	WASHER	2	
	MS35649-262	C	NUT	2	
			-----*		
- 60	NAS705S2	D	TERMINAL, Stud	3	
- 61	MS17160-26	D	CLAMP	1	
			ATTACHING PARTS		
	MS16535-64	D	RIVET	2	
			-----*		
- 62	8004957-1	D	TERMINAL BOARD	1	
- 63	030-1952-000	C	CONTACT, Electrical (71468) spec dwg 502056-401	2	
	403-30-15-119-410	C	CONTACT, Electrical (71785) spec dwg 502056-401 (alternate part in later configurations)	2	
- 64	D20419	C	RETAINER, Electrical Connector (71468) spec dwg 502056-301	2	
	318-15-99-056	C	RETAINER, Electrical Connector (71785) spec dwg 502056-301 (alternate part in later configurations)	2	

FIGURE AND INDEX NUMBER	PART NUMBER	IDENT	DESCRIPTION	UNITS PER ASSY	USABLE ON CODE
25- 65	DEC9PFO	C	CONNECTOR, Receptacle, electrical (71468) spec dwg 502056-101 (use until exhausted, vendor changed part numbers in later configurations)	1	
	DEU9PFO	C	CONNECTOR, Receptacle, electrical (71468) spec dwg 502056-101 (alternate part used in later configurations)	1	
	234-09-11-00	C	CONNECTOR, Receptacle, electrical (71785) spec dwg 502056-101 (alternate part used in later configurations)	1	
- 66	500627-1	C	BLOWER, Centrifugal, P/N B20J4R7, facm 19070, P/N 024976, facm 82877	1	
	MS35206-245	C	ATTACHING PARTS		
	MS27183-7	C	SCREW	2	
	MS35338-42	C	WASHER	2	
		C	WASHER	2	
			---*---		
- 67	AMS1KDD7MILG3278A	D	BEARING, Ball, annular ground (21335) (for blower P/N B20J4R7, Eastern Air Devices)	2	
	7R4	D	BEARING, Ball, annular (21335) (for blower P/N 024976, Rotron)	2	
	8004942G1	C	CHANNEL, Mounting, blower	1	
- 68	8104283-3	D	SCREW, Captive	4	
- 69	8004694-3	D	RETAINER, Screw	4	
- 70	8004942-1	D	CHANNEL, Mounting, motor	1	
	8004642G1	B	PLATE, Mounting, fan	1	
			ATTACHING PARTS		
	MS35206-214	B	SCREW	3	
	MS27183-3	B	WASHER	3	
	MS35338-40	B	WASHER	3	
			---*---		
- 71	8004642-2	C	GASKET	1	
- 72	8004642-1	C	PLATE	1	
- 73	8004643-1	B	SHIELD, Mounting, blower	1	
- 74	8004641-1	B	ADAPTER, Flanged	1	
			ATTACHING PARTS		
	MS35206-228	B	SCREW	4	
	MS27183-5	B	WASHER	4	
	MS35338-41	B	WASHER	4	
			---*---		
- 75	8004638-1	B	PLATE, Access	1	
			ATTACHING PARTS		
	MS27183-5	B	WASHER	6	
	MS35338-41	B	WASHER	6	
	MS35649-262	B	NUT	6	
			---*---		
- 76	MS25281-6	B	CLAMP	2	
			ATTACHING PARTS		
	MS35190-238	B	SCREW	2	
	MS27183-5	B	WASHER	2	
	MS35338-41	B	WASHER	2	
	MS35649-262	B	NUT	2	
			---*---		
- 77	8004342G1	B	CHASSIS, Electrical equipment	1	
- 78	510LN093C	C	NUT, Self-Locking, clinch (86577) spec dwg 508566-8	4	
- 79	58LN093C	C	NUT, Self-Locking, clinch (86577) spec dwg 508566-7	26	
- 80	8004519-3	C	NUT, Special	4	
- 81	56LN093C	C	NUT, Self-Locking, clinch (86577) spec dwg 508566-6	10	
- 82	58N091EXH3C	C	NUT, Plain, clinch (86577) spec dwg 508565-2	2	
- 83	8004694-1	C	SCREW, Retainer	6	
- 84	8004342G2	C	CHASSIS, Electrical equipment	1	
	46S(0.093)ST14	D	STUD, Self-Locking (86577) spec dwg 512784-2	6	
	MS27183-5	D	WASHER	6	

FIGURE AND INDEX NUMBER	PART NUMBER	I N D E N T	DESCRIPTION	UNITS PER ASSY	USABLE ON CODE
25- - 85	MS35338-41 MS36549-262 8009571G1	D	WASHER	6	
		D	WASHER	6	
		B	SOLID STATE VANE SWITCH (see figure 34 for breakdown)	1	
26- - 1 - 2 - 3 - 4 - 5 - 6 - 7 - 8 - 9 - 10 - 11 - 12 - 13 - 14 - 15 - 16 - 17 - 18 - 19 - 20 - 21 - 22 - 23 - 24 - 25 - 26 - 27 - 28 - 29 - 30	8004210G1 RCR07G681JR RCR07G332JR JAN2N1132 JAN2N2222A 10047DAP RCR07G123JR RCR07G682JR JAN1N658 RCR20G181JR RCR07G561JR RCR07G362JR RCR07G392JR M39003-01-2304 JAN1N914 RCR07G822JR 206-00061 RCR32G223JR RC42GF390J JAN1N4245 52842 M39003-01-2312 JAN2N2907A IN4106 M39003-01-2374 M39003-01-2359 RCR07G472JR RCR07G183JR 509139-1 8004417G1 5321-5 8004417-1	A	KEYER, KY-668/GRT (see figure 1)(for navy use only)	REF	
		B	RESISTOR	2	
		B	RESISTOR	1	
		B	TRANSISTOR	1	
		B	TRANSISTOR	1	
		B	MOUNTING PAD, Electrical (07047) spec dwg 507253-12	2	
		B	RESISTOR	1	
		B	RESISTOR	1	
		B	SEMICONDUCTOR DEVICE, Diode (used in early configurations, changed to JAN1N914 in later configurations)	1	
		B	RESISTOR	1	
		B	RESISTOR	1	
		B	RESISTOR	1	
		B	RESISTOR	1	
		B	CAPACITOR	1	
		B	SEMICONDUCTOR DEVICE, Diode (CR3 was JAN1N658 in early configurations)	2	
		B	RESISTOR	1	
		B	RELAY, Dry Reed (31951) spec dwg 509414-1	1	
		B	RESISTOR	2	
		B	RESISTOR	2	
		B	SEMICONDUCTOR DEVICE, Diode	2	
		B	TRANSFORMER, AF, primary impedance 600 ohms, secondary 150 ohms, primary res 72 ohms max (43543) spec dwg 515301-2	1	
		B	CAPACITOR	1	
		B	TRANSISTOR	1	
		B	SEMICONDUCTOR DEVICE, Diode, regulator (04713) spec dwg 511834-1	1	
		B	CAPACITOR	1	
		B	CAPACITOR	1	
		B	RESISTOR	1	
		B	RESISTOR	1	
		B	PLATE, Identification	1	
		B	PRINTED WIRING BOARD	1	
C	TERMINAL, Uninsulated (06540) spec dwg 514266-302	20			
C	PRINTED WIRING BOARD	1			
27- - 1 - 2 - 2A - 3 - 4 - 5 - 6	8006149G1 8006149G2 8006149G3	A	INTERFACE CABLE KIT, Used with Transmitter, Radio, T-1109(V)/GRT-22(V), T-1108(V)/GRT-21(V) and Amplifier, Radio Frequency, AM-6155/GRT-22(V) and AM-6154/GRT-21(V)	REF	
		A	INTERFACE CABLE KIT (consists of items 1 and 2, and cable 8006147G2, for use with usable on codes K and L)	REF	
		A	INTERFACE CABLE KIT (consists of cables 8006147G3, 8006145G1, 8006145G2, & 8006150G1, for use with usable on codes M and N)	REF	
	B	CLAMP	1		
	B	CONNECTOR	1		
	B	CABLE ASSEMBLY, Special purpose, electrical	1	A-L	
	C	TERMINAL, Lug, crimp type (98410) spec dwg 514273-2	3		
	C	CONNECTOR (preferred P/N WC596/13-3, fscm 81348)	1		
	C	MARKER, Tubing, heat shrinkable	1		
	C	MARKER, Tubing, heat shrinkable	1		

Section II
Group Assembly Parts List

T.O. 31R2-2GRT-104
 NAVELEX 0967-LP-429-5020

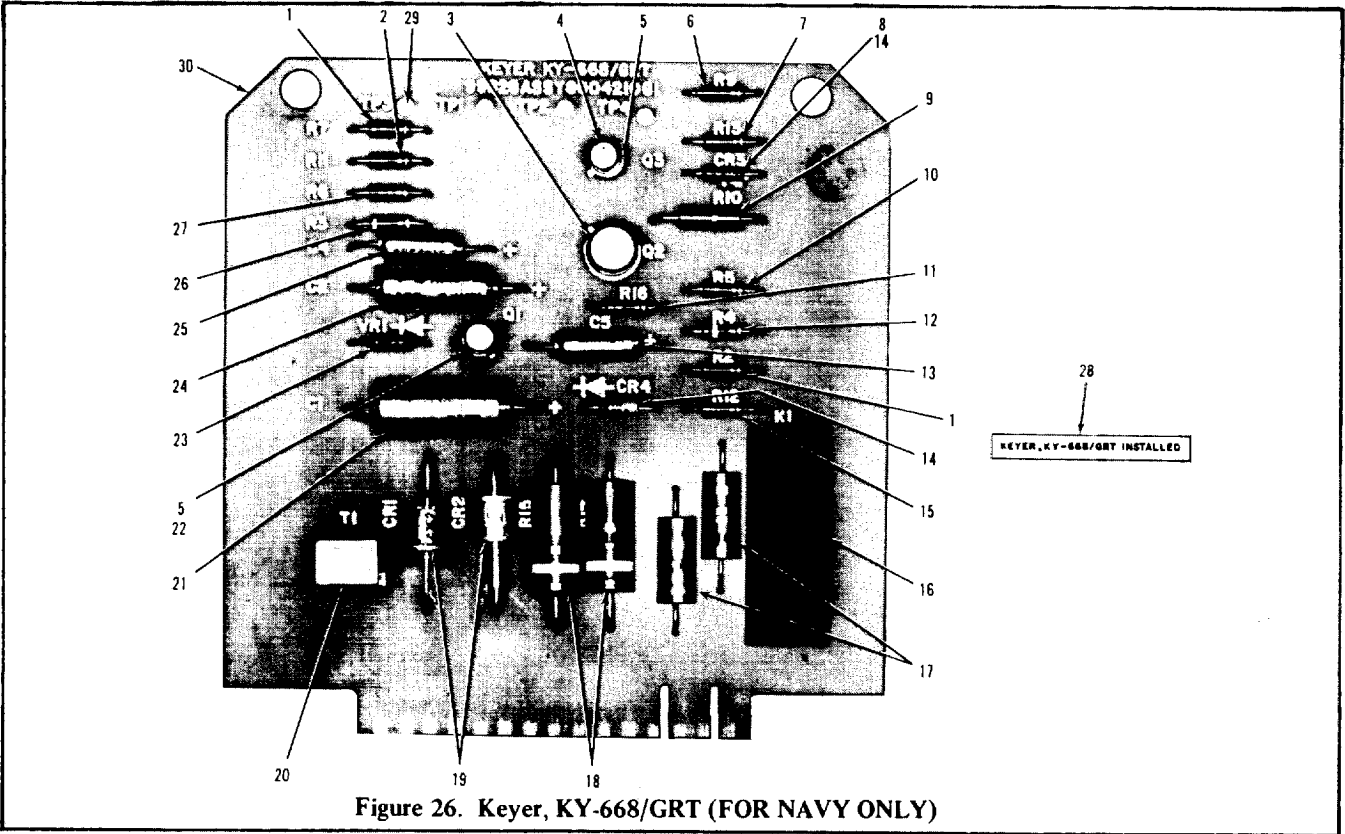


Figure 26. Keyer, KY-668/GRT (FOR NAVY ONLY)

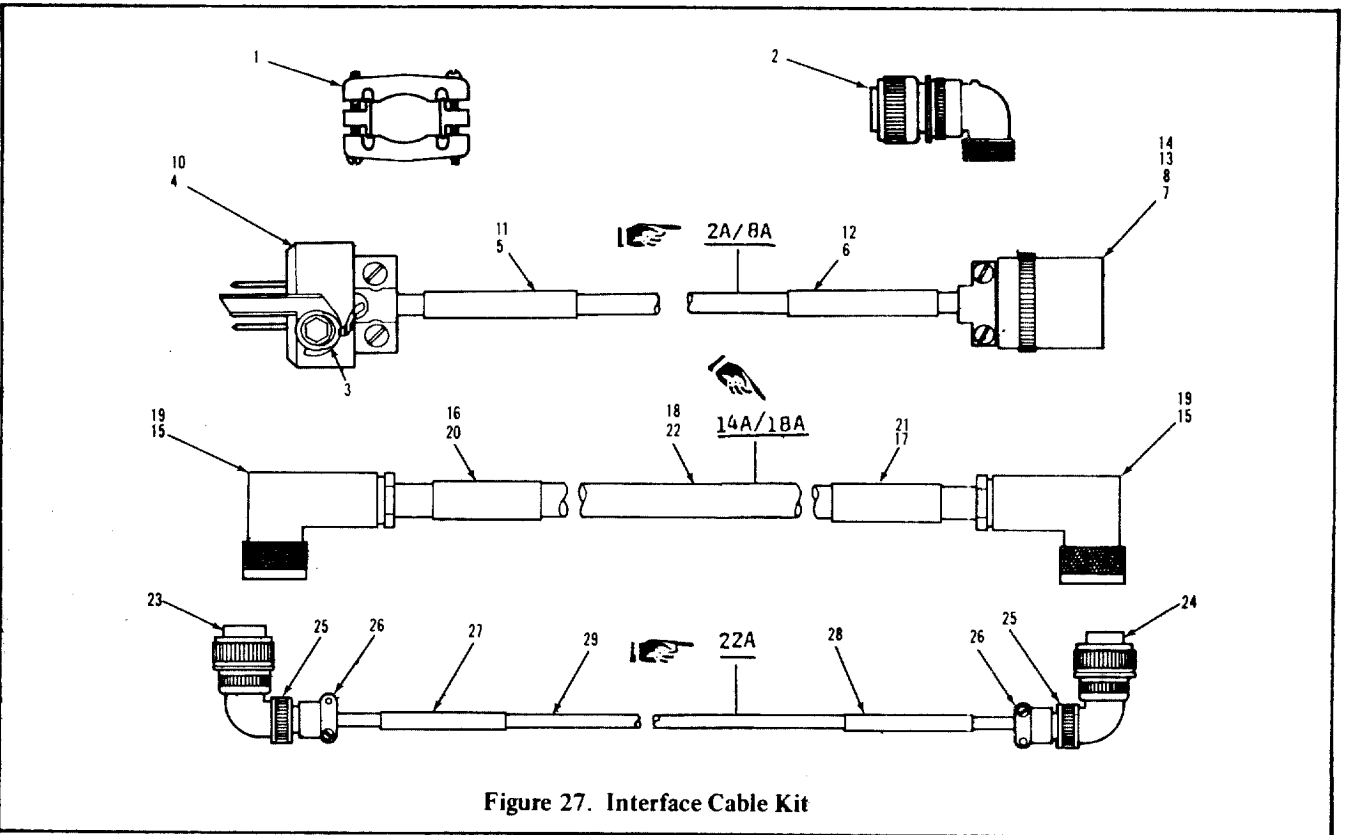


Figure 27. Interface Cable Kit

FIGURE AND INDEX NUMBER	PART NUMBER	I N D E X	DESCRIPTION	UNITS PER ASSY	USABLE ON CODE
27- 7	507309-1	C	INSULATOR, Connector	1	
- 8	7484	C	CONNECTOR, Receptacle, electrical, three wire, twist-lock (74545) spec dwg 502079-1 (preferred P/N 7593, fscm 74545)	1	A-JMN
- 8A	8006147G3	C	CABLE ASSEMBLY, Special purpose, electrical	1	A-JMN
- 9	BB107-06T	C	TERMINAL, Lug, crimp type (98410) spec dwg 514273-2	3	
- 10	UP131M	C	CONNECTOR (preferred P/N WC596/13-3, fscm 81348)	1	
- 11	516665-24	C	MARKER, Tubing, heat shrinkable	1	
- 12	516665-25	C	MARKER, Tubing, heat shrinkable	1	
- 13	507309-1	C	INSULATOR, Connector	1	
- 14	7484	C	CONNECTOR, Receptacle, electrical, three wire, twist-lock (74545) spec dwg 502079-1 (preferred P/N 7593, fscm 74545)	1	
-14A	8006145G1	B	CABLE ASSEMBLY, Special purpose, electrical	1	A-JMN
- 15	M39012-05-0001	C	CONNECTOR (used in early configurations)	2	
	M39012-05-0101	C	CONNECTOR (used in later configurations)	2	
- 16	516665-16	C	MARKER, Tubing, heat shrinkable	1	
- 17	516665-17	C	MARKER, Tubing, heat shrinkable	1	
- 18	RG213U	C	CABLE, RF	AR	
-10A	8006145G2	B	CABLE ASSEMBLY, Special purpose, electrical	1	A-JMN
- 19	M39012-05-0001	C	CONNECTOR (used in early configurations)	2	
	M39012-05-0101	C	CONNECTOR (used in later configurations)	2	
- 20	516665-18	C	MARKER, Tubing, heat shrinkable	1	
- 21	516665-19	C	MARKER, Tubing, heat shrinkable	1	
- 22	RG214U	C	CABLE, RF	AR	
-22A	8006150G1	B	CABLE ASSEMBLY, Special purpose, electrical	1	A-JMN
- 23	MS3108R18-1S	C	CONNECTOR	1	
- 24	MS3108R18-1P	C	CONNECTOR	1	
- 25	G62266	C	ADAPTER, Connector, RFI (06324) spec dwg 500126-1	2	
	5015-10060-04003	C	ADAPTER, Connector, RFI (31461) spec dwg 500126-1 (alternate part in later configurations)	2	
- 26	MS3057-6A	C	CLAMP	2	
- 27	516665-15	C	MARKER, Tubing, heat shrinkable	1	
- 28	516665-14	C	MARKER, Tubing, heat shrinkable	1	
- 29	5519	C	WIRE, Electrical (70903) 501216-1	AR	
28--	8008619G1	A	SYNTHESIZER, Electrical Frequency (ESDS) 0-1701/GR (see figure 2 for NHA, optional module for all crystal oscillators, part numbers 8004290G1, 8004290G2 or 8004290G3 as applicable)	REF	DF
- 1	8008630-1	B	COVER, Top	1	
	LP51957-3	B	ATTACHING PARTS SCREW, Self-Locking, panhead, 2-56x1/4 (03038) spec dwg 511337-3 ----*----	9	
- 2	8008631-1	B	COVER, Bottom	1	
	LP51957-3	B	ATTACHING PARTS SCREW, Self-Locking, panhead, 2-56x1/4 (03038) spec dwg 511337-3 ----*----	9	
- 3	229-5001	B	TERMINAL, Feedthru, grounding (98291) spec dwg 514289-1 ATTACHING PARTS	1	
	MS35649-224	B	NUT	1	
	MS35333-69	B	WASHER ----*----	1	
- 4	51712011	B	FILTER, EMI, lowpass, feedthru, 1500 pf, 200 wvdc (33095) spec dwg 501175-2	6	

Section II
Group Assembly Parts List

T.O. 31R2-2GRT-104
NAVELEX 0967-LP-429-5020

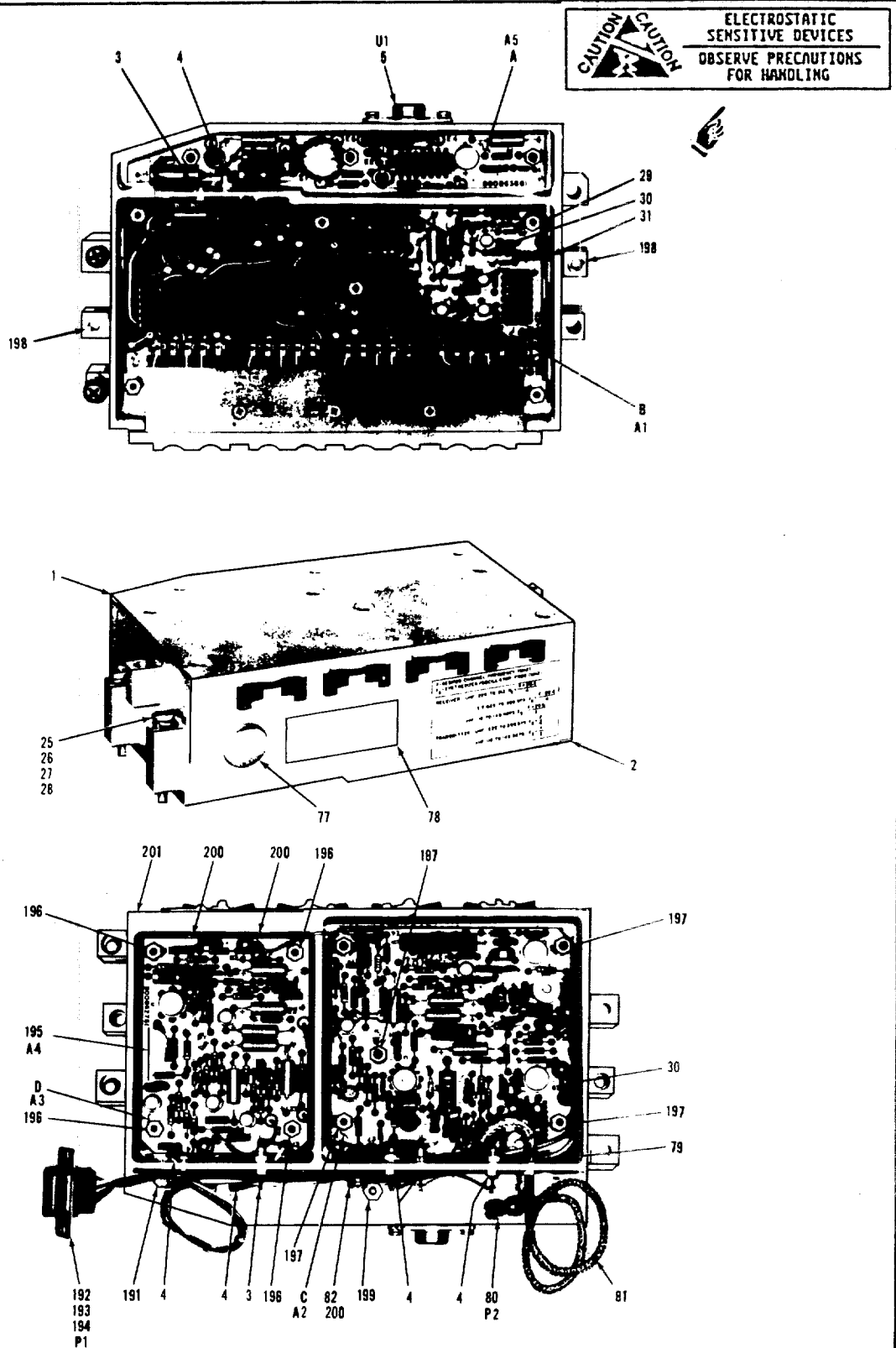


Figure 28. Synthesizer, Electrical Frequency, O-1701/GR (Sheet 1 of 4)

FIGURE AND INDEX NUMBER	PART NUMBER	I N D E N T	DESCRIPTION	UNITS PER ASSY	USABLE ON CODE
28-	1415-8	B	ATTACHING PARTS TERMINAL, Lug, locking (83330) spec dwg 8102535-3 ----*----	1	
- 5	PIC600	B	INTEGRATED CIRCUIT, Switching regulator (12969) spec dwg 507384-1 ATTACHING PARTS	1	
	MS51957-14	B	SCREW	2	
	MS35338-135	B	WASHER ----*----	2	
	8008638G1	B	CIRCUIT CARD ASSEMBLY, Switching regulator ATTACHING PARTS	1	
	8008632-3	B	SCREW, Special ----*----	3	
- 6	501236-1	C	CAPACITOR, Fixed, electrolytic, 22 uf, porm 10 pct, 15v (selected from M39003-01-2271)	2	
- 7	MS75008-40	C	COIL, RF	1	
- 8	8008593G1	C	COIL, RF	1	
- 9	RCR05G105JS	C	RESISTOR (used in early configurations)	1	
	RCR05G135JS	C	RESISTOR (used in later configurations)	1	
- 10	SG105J	C	INTEGRATED CIRCUIT, Voltage regulator (34333) spec dwg 507386-1 (use until exhausted, then replace with alternate part)	1	
	LM105H	C	INTEGRATED CIRCUIT, Voltage regulator (27014) spec dwg 507386-2 (alternate part replaces SG105J in later configurations)	1	
- 11	JAN2N2323	C	RECTIFIER, Silicon controlled (used in early configurations, deleted in later configurations)	1	
- 12	A10012DIALL	C	MOUNTING PAD, Electrical (07047) spec dwg 507253-1 (used in early configurations, deleted in later configurations)	1	
- 13	RCR05G102JS	C	RESISTOR (used in early configurations, deleted in later configurations)	1	
- 14	RCR05G200JS	C	RESISTOR (used in early configurations, deleted in later configurations)	1	
- 15	JAN1N755A	C	SEMICONDUCTOR DEVICE, Diode (used in early configura- tions, deleted in later configurations)	1	
- 16	RCR05G100JS	C	RESISTOR	1	
- 17	CK06BX104K	C	CAPACITOR	1	
- 18	RJ50CP202	C	RESISTOR, Variable	1	
- 19	RN55D3011F	C	RESISTOR	1	
- 20	RN55D8251F	C	RESISTOR	1	
- 21	CK06BX105K	C	CAPACITOR	1	
- 22	MS75053-4	C	INDUCTOR	1	
- 23	M39003-01-2370	C	CAPACITOR	1	
- 24	8008639-1	C	PRINTED WIRING BOARD	1	
- 25	MS51957-127	B	SCREW	4	
- 26	MS35338-42	B	WASHER	4	
- 27	NAS620C8	B	WASHER	4	
- 28	5-646N674-70	B	PACKING, Preformed (02697) spec dwg 508874-13	4	
- 29	CA50047	B	CABLE, Coaxitube (82413) spec dwg 413710-2	AR	
- 30	598	B	TERMINAL, Lug (79963) spec dwg 514260-4 ATTACHING PARTS	2	
	MS51957-2	B	SCREW	2	
	MS35338-134	B	WASHER ----*----	2	
- 31	RG178BU	B	CABLE, RF	AR	
	8008621G1	B	CIRCUIT CARD ASSEMBLY, Divider/Control ATTACHING PARTS	1	
	8008632-3	B	SCREW, Special	4	
	8008632-4	B	SCREW, Special	2	
	8009325-1	B	CLIP, Grounding ----*----	2	

Section II
Group Assembly Parts List

T.O. 31R2-2GRT-104
NAVELEX 0967-LP-429-5020

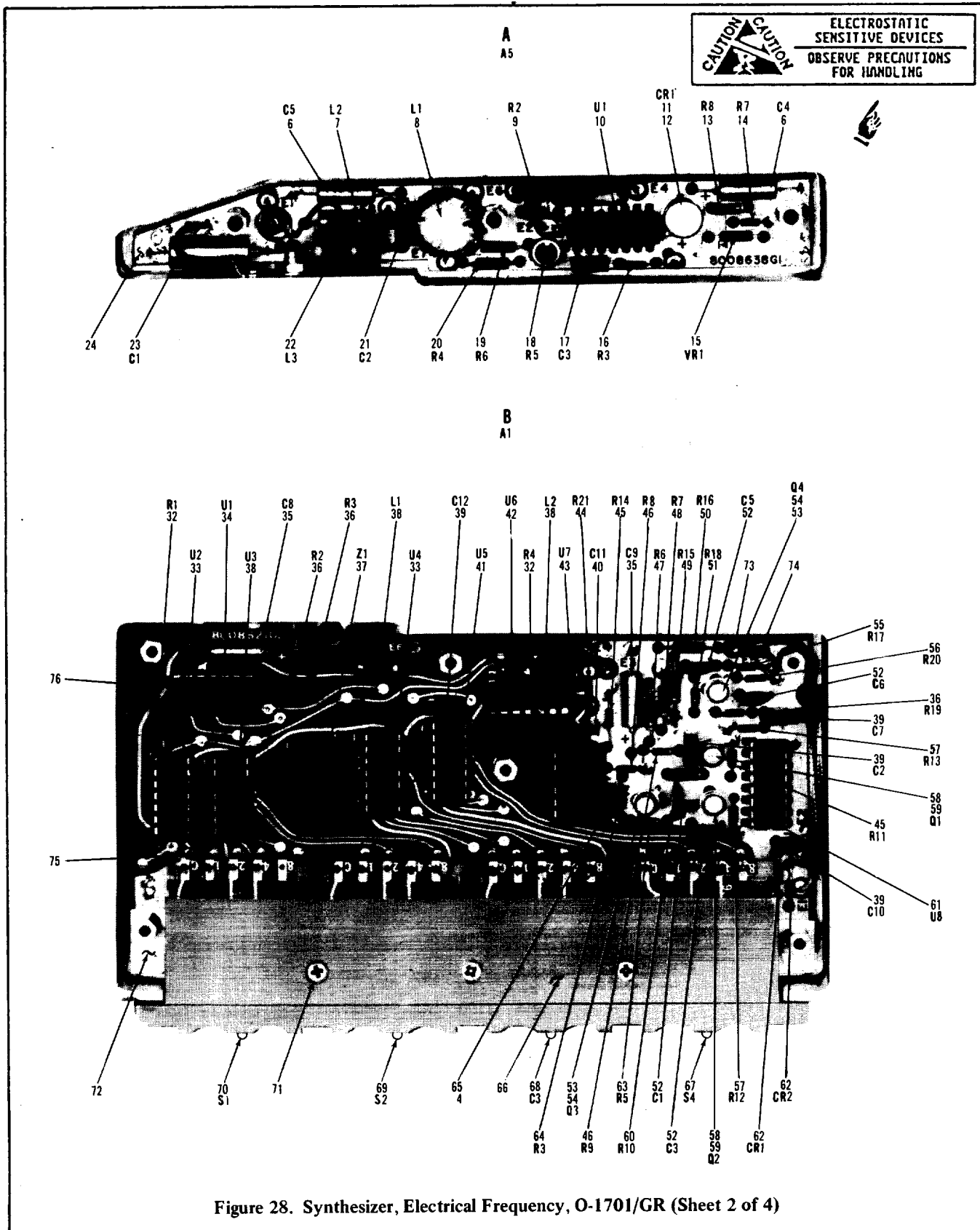


Figure 28. Synthesizer, Electrical Frequency, O-1701/GR (Sheet 2 of 4)

FIGURE AND INDEX NUMBER	PART NUMBER	I N D E N T	DESCRIPTION	UNITS PER ASSY	USABLE ON CODE
28- 32	RCR07G201JS	C	RESISTOR	2	
- 33	SN54196J00	C	INTEGRATED CIRCUIT, High Speed Counter (01295) spec dwg 507380-1	3	
- 34	SN54H11J00	C	INTEGRATED CIRCUIT, Positive and gate (01295) spec dwg 507379-1	1	
- 35	M39003-01-2259	C	CAPACITOR	2	
- 36	RCR05G201JS	C	RESISTOR	3	
- 37	509435-1	C	RESISTOR NETWORK, Fixed	1	
- 38	MS75008-40	C	COIL, RF	2	
- 39	CK06BX103K	C	CAPACITOR	4	
- 40	CK06BX103K	C	CAPACITOR (C11 used in early configurations)	1	
	CK06BX105K	C	CAPACITOR (C11 used in later configurations)	1	
- 41	SN54197J00	C	INTEGRATED CIRCUIT, High Speed Counter (01295) spec dwg 507381-1	1	
- 42	SN54H102J00	C	INTEGRATED CIRCUIT, Edge triggered J-K flip-flop (01295) spec dwg 507382-1	1	
- 43	SN54H00J00	C	INTEGRATED CIRCUIT, Logic nand gate (01295) spec dwg 507378-1	1	
- 44	RCR05G470JS	C	RESISTOR (used in early configurations)	1	
	RCR05G100JS	C	RESISTOR (used in later configurations)	1	
- 45	RCR05G471JS	C	RESISTOR	2	
- 46	RCR05G151JS	C	RESISTOR	2	
- 47	RCR07G102JS	C	RESISTOR	1	
- 48	RCR07G302JS	C	RESISTOR	1	
- 49	RCR07G220JS	C	RESISTOR	1	
- 50	RCR07G330JS	C	RESISTOR	1	
- 51	RCR05G182JS	C	RESISTOR	1	
- 52	CK60AW102M	C	CAPACITOR (alternate part 501240-58)	4	
- 53	JAN2N2857	C	TRANSISTOR	2	
- 54	10047DAP	C	MOUNTING PAD, Electrical (07047) spec dwg 507253-12	2	
- 55	RCR05G222JS	C	RESISTOR	1	
- 56	RCR05G221JS	C	RESISTOR	1	
- 57	RCR05G102JS	C	RESISTOR	2	
- 58	2N4208	C	TRANSISTOR, PNP, silicon, switching (04713) spec dwg 515385-1	2	
	ST824	C	TRANSISTOR, PNP, silicon, switching (04713) spec dwg 515385-1 (alternate part used in later configurations)	2	
- 59	10047DAP	C	MOUNTING PAD, Electrical (07047) spec dwg 507253-12	2	
- 60	RCR05G301JS	C	RESISTOR	1	
- 61	MC10531L	C	INTEGRATED CIRCUIT, Dual master-slaved flip-flop (04713) spec dwg 507377-2	1	
- 62	JAN1N4148	C	SEMICONDUCTOR DEVICE, Diode	2	
- 63	RCR05G271JS	C	RESISTOR	1	
- 64	5082-8906	C	SEMICONDUCTOR DEVICE, Diode, hotcarrier (28480) spec dwg 511785-1 (used in early configurations)	1	
	5082-9429	C	SEMICONDUCTOR DEVICE, Diode, hotcarrier (28480) spec dwg 511785-4 (used in later configurations)	1	
	A2X1198	C	SEMICONDUCTOR DEVICE, Diode, hotcarrier (21847) spec dwg 511785-4 (used in later configurations, alternate part for 5082-9429)	1	
- 65	CK06BX333K	C	CAPACITOR	1	
- 66	8009301-1	C	COVER, Switch	1	
	MS51959-8	C	ATTACHING PARTS SCREW ---*---	3	
- 67	512999-4	C	SWITCH, Rotary, thumbwheel, 16 position	1	
- 68	512999-3	C	SWITCH, Rotary, thumbwheel, 10 position	1	
- 69	512999-2	C	SWITCH, Rotary, thumbwheel, 10 position with decimal point	1	
- 70	512999-1	C	SWITCH, Rotary, thumbwheel, 5 position	1	
	8008635G1	C	PLATE, Mounting	1	

Section II
Group Assembly Parts List

T.O. 31R2-2GRT-104
NAVELEX 0967-LP-429-5020

CAUTION CAUTION
ELECTROSTATIC SENSITIVE DEVICES
OBSERVE PRECAUTIONS FOR HANDLING

C
A 2

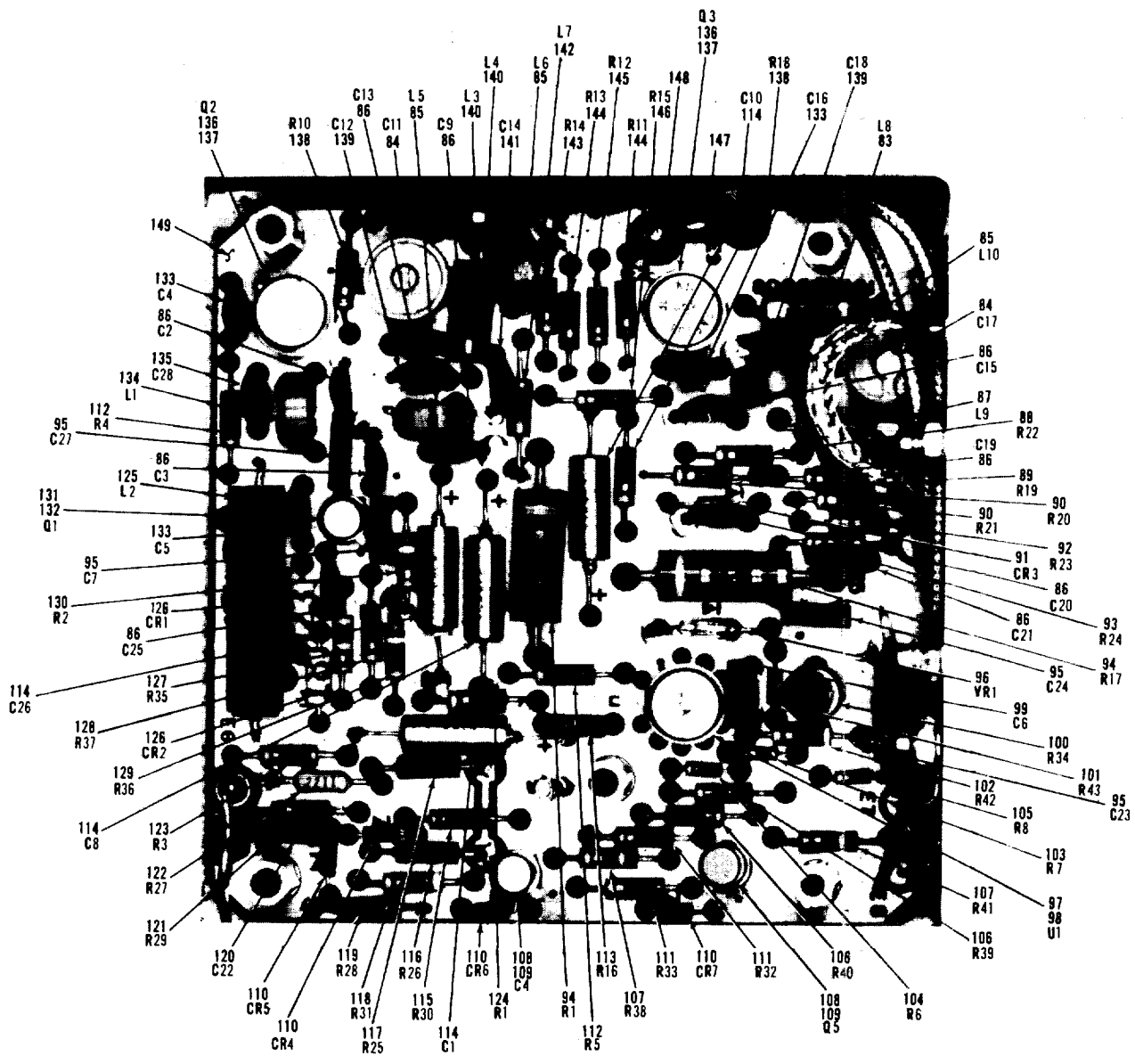


Figure 28. Synthesizer, Electrical Frequency, O-1701/GR (Sheet 3 of 4)

FIGURE AND INDEX NUMBER	PART NUMBER	I N D E N T	DESCRIPTION	UNITS PER ASSY	USABLE ON CODE
28- 71	42N062FL	D	NUT, Clinch (86577) spec dwg 508581-8	3	
- 72	8008635-1	D	PLATE	1	
	8008622G1	C	PRINTED WIRING BOARD	1	
- 73	180-2751-02-05-00	D	TERMINAL, Stud (71279) spec dwg 514272-2	2	
- 74	8007528-1	D	TERMINAL, Stud	2	
- 75	514290-1	D	TERMINAL, Stud	19	
- 76	8008622-1	D	PRINTED WIRING BOARD	1	
- 77	1712	B	BUTTON, Plug (72653) spec dwg 501058-7	1	
- 78	8009303-1	B	PLATE, Identification	1	
- 79	8004961-1	B	RETAINER, Shield	1	
			ATTACHING PARTS		
	MS25082-12	B	NUT	1	
	MS35333-73	B	WASHER	1	
			-----*		
- 80	UG1465U	B	CONNECTOR	1	
- 81	RG316U	B	CABLE, RF	AR	
- 82	501912-1	B	CLAMP	1	
			ATTACHING PARTS		
	MS51957-14	B	SCREW	1	
	MS15795-803	B	WASHER	1	
	MS35338-135	B	WASHER	1	
			-----*		
	8008624G1	B	CIRCUIT CARD ASSEMBLY, RF Generator	1	
			ATTACHING PARTS		
	8008632-2	B	SCREW, Special	5	
			-----*		
- 83	MS18130-5	C	COIL, RF	1	
- 84	CV31A180	C	CAPACITOR, Variable, ceramic dielectric, miniature, 5.5 pf to 18 pf, 350 wvdc (72982) spec dwg 501174-102	2	
- 85	8008637G1	C	COIL, RF	3	
- 86	CK60AW102M	C	CAPACITOR (alternate part 501240-58)	9	
- 87	MS18130-4	C	COIL, RF	1	
- 88	RCR07G121JS	C	RESISTOR	1	
- 89	RCR07G300JS	C	RESISTOR	1	
- 90	RCR07G181JS	C	RESISTOR	2	
- 91	JAN1N4148	C	SEMICONDUCTOR DEVICE, Diode	1	
- 92	RCR07G683JS	C	RESISTOR	1	
- 93	RCR07G163JS	C	RESISTOR	1	
- 94	RCR32G331JS	C	RESISTOR	2	
- 95	CK06BX103K	C	CAPACITOR	4	
- 96	1N5525B	C	SEMICONDUCTOR DEVICE, Diode, voltage regulator (04713) spec dwg 511864-8	1	
- 97	CA3118T	C	INTEGRATED CIRCUIT, Transistor array (ESDS) (54590) spec dwg 507387-1 (used in later configurations)	1	
	84561	C	INTEGRATED CIRCUIT, Transistor array (ESDS) (54590) spec dwg 507387-1 (used in early configurations)	1	
- 98	7717-20DAP	C	MOUNTING PAD, Electrical (13103) spec dwg 507296-3	1	
- 99	CK06BX104K	C	CAPACITOR	1	
-100	RJ50CP202	C	RESISTOR, Variable	1	
-101	RCR05G152JS	C	RESISTOR	1	
-102	RCR07G910JS	C	RESISTOR	1	
-103	RCR05G472JS	C	RESISTOR	1	
-104	RCR05G102JS	C	RESISTOR	1	
-105	RCR05G562JS	C	RESISTOR	1	
-106	RCR07G752JS	C	RESISTOR	2	
-107	RCR07G242JS	C	RESISTOR	2	
-108	JAN2N2222A	C	TRANSISTOR	2	
-109	10047DAP	C	MOUNTING PAD, Electrical (07047) spec dwg 507253-12	2	
-110	5082-8906	C	SEMICONDUCTOR DEVICE, Diode, hot carrier (28480) spec dwg 511785-1 (used in early configurations)	4	

Section II
Group Assembly Parts List

T.O. 31R2-2GRT-104
NAVELEX 0967-LP-429-5020

FIGURE AND INDEX NUMBER	PART NUMBER	INDENT	DESCRIPTION	UNITS PER ASSY	USABLE ON CODE
28-	5082-9429	C	SEMICONDUCTOR DEVICE, Diode, hot carrier (28480) spec dwg 511785-4 (used in later configurations, alternate part - see A2X1198)	4	
	A2X1198	C	SEMICONDUCTOR DEVICE, Diode, hot carrier (21847) spec dwg 511785-4 (used in later configurations, alternate part - see 5082-9429)	4	
-111	RN55D6810F	C	RESISTOR	2	
-112	RCR07G201JS	C	RESISTOR	2	
-113	RCR05G243JS	C	RESISTOR	1	
-114	M39003-01-2289	C	CAPACITOR	4	
-115	RN55D1821F	C	RESISTOR	1	
-116	RN55D1211F	C	RESISTOR	1	
-117	RN55D1001F	C	RESISTOR	1	
-118	RN55D9310F	C	RESISTOR	1	
-119	RN55D8250F	C	RESISTOR	1	
-120	CK06Bx682K	C	CAPACITOR	1	
-121	RCR07G822JS	C	RESISTOR	1	
-122	RN55D2211F	C	RESISTOR	1	
-123	RCR07G431JS	C	RESISTOR	1	
-124	RCR07G561JS	C	RESISTOR	1	
-125	8008636G1	C	COIL, RF	1	
-126	MV1405	C	SEMICONDUCTOR DEVICE, Diode (04713) spec dwg 511863-1 (used in early configurations)	2	
	SMV1245RL	C	SEMICONDUCTOR DEVICE, Diode (04713) spec dwg 511863-1 (used in later configurations)	2	
-127	RCR07G104JS	C	RESISTOR (used in early configurations)	1	
	RCR07G103JS	C	RESISTOR (used in later configurations)	1	
-128	RCR07G153JS	C	RESISTOR	1	
-129	RCR07G392JS	C	RESISTOR	1	
-130	RCR07G301JS	C	RESISTOR	1	
-131	U311	C	TRANSISTOR, Fet n channel (17856) spec dwg 511827-1 (used in early configurations)	1	
	FN4247	C	TRANSISTOR, Fet n channel (17856) spec dwg 511827-1 (used in later configurations)	1	
	ITS30944	C	TRANSISTOR, Fet n channel (32293) spec dwg 511827-1 (alternate for FN4247 used in later configurations)	1	
-132	10047DAP	C	MOUNTING PAD, Electrical (07047) spec dwg 507253-12	1	
-133	CK60BX470K	C	CAPACITOR (alternate part 501240-25)	3	
-134	8009305G1	C	COIL, RF	1	
-135	CK60BX688K	C	CAPACITOR (alternate part 501240-10)	1	
-136	515387-1	C	TRANSISTOR, Selected 2N5109	2	
-137	A10012DIALL	C	MOUNTING PAD, Electrical (07047) spec dwg 507253-1	1	
-138	RCR07G203JS	C	RESISTOR	2	
-139	CK60BX150K	C	CAPACITOR (alternate part 501240-16)	2	
-140	MS18130-1	C	COIL, RF	2	
-141	CK60BX220K	C	CAPACITOR (alternate part 501240-19)	1	
-142	1703-9	C	INDUCTOR, Miniature, 0.07 mh, porm 10 pct, 1000 vrms, 1740 ma max dc current (99800) spec dwg 507385-1	1	
-143	RCR07G101JS	C	RESISTOR	1	
-144	RCR07G121JS	C	RESISTOR	2	
-145	RCR07G470JS	C	RESISTOR	1	
-146	RCR07G390JS	C	RESISTOR	1	
	8008625G1	C	PRINTED WIRING BOARD	1	
-147	180-2751-02-05-00	D	TERMINAL, Stud (71279) spec dwg 514272-2	2	
-148	8007528-1	D	TERMINAL, Stud	2	
-149	8008625-1	D	PRINTED WIRING BOARD	1	
	8008627G1	B	CIRCUIT CARD ASSEMBLY, Phase Comparator	1	
	8008632-1	B	ATTACHING PARTS SCREW, Special	4	
			-----*		
-150	RCR07G511JS	C	RESISTOR	2	
-151	RCR07G270JS	C	RESISTOR	1	

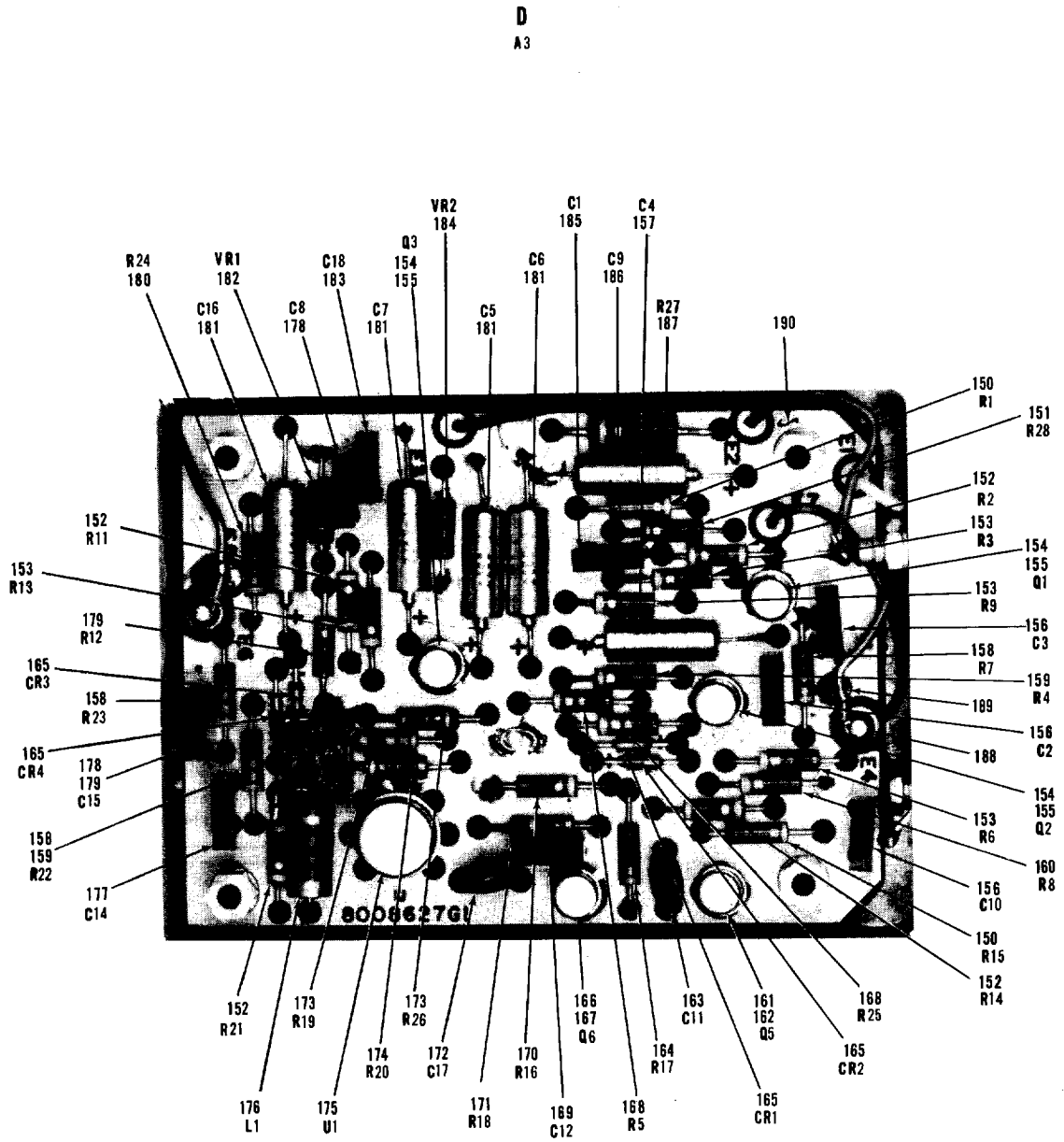


Figure 28. Synthesizer, Electrical Frequency, O-1701/GR (Sheet 4 of 4)

Section II
Group Assembly Parts List

T.O. 31R2-2GRT-104
NAVELEX 0967-LP-429-5020

FIGURE AND INDEX NUMBER	PART NUMBER	IDENT	DESCRIPTION	UNITS PER ASSY	USABLE ON CODE
28-152	RCR07G472JS	C	RESISTOR	4	
-153	RCR07G101JS	C	RESISTOR	4	
-154	JAN2N2222A	C	TRANSISTOR	3	
-155	10047DAP	C	MOUNTING PAD, Electrical (07047) spec dwg 507253-12	3	
-156	CK06BX473K	C	CAPACITOR	3	
-157	M39003-01-2362	C	CAPACITOR	1	
-158	RCR07G183JS	C	RESISTOR	3	
-159	RCR07G562JS	C	RESISTOR	1	
-160	RCR07G222JS	C	RESISTOR	1	
-161	JAN2N2907A	C	TRANSISTOR	1	
-162	10047DAP	C	MOUNTING PAD, Electrical (07047) spec dwg 507253-12	1	
-163	CK60BX101K	C	CAPACITOR (alternate part 501240-31)	1	
-164	RCR07G106JS	C	RESISTOR	1	
-165	JAN1N4148	C	SEMICONDUCTOR DEVICE, Diode	4	
-166	2N4393	C	TRANSISTOR, Fet, n channel (22229) spec dwg 511799-1	1	
-167	10047DAP	C	MOUNTING PAD, Electrical (07047) spec dwg 507253-12)	1	
-168	RCR07G103JS	C	RESISTOR	2	
-169	CK06BX103K	C	CAPACITOR	1	
-170	RCR07G102JS	C	RESISTOR	1	
-171	RCR07G242JS	C	RESISTOR	1	
-172	CK60BX470K	C	CAPACITOR (alternate part (501240-25)	1	
-173	RCR07G303JS	C	RESISTOR	2	
-174	RCR07G302JS	C	RESISTOR	1	
-175	LM101AH	C	INTEGRATED CIRCUIT, Operational Amplifier (12040) spec dwg 507383-1	1	
-176	MS18130-22	C	COIL, RF	1	
-177	CK06BX154K	C	CAPACITOR	1	
-178	CK06BX104K	C	CAPACITOR	2	
-179	RCR07G681JS	C	RESISTOR	1	
-180	RCR07G272JS	C	RESISTOR	1	
-181	M39003-01-2289	C	CAPACITOR	4	
-182	1N5534B	C	SEMICONDUCTOR DEVICE, Diode, voltage regulator (04713) spec dwg 511864-17	1	
-183	CK06BX224K	C	CAPACITOR	1	
-184	1N5523B	C	SEMICONDUCTOR DEVICE, Diode, voltage regulator (04713) spec dwg 511864-6	1	
-185	CK06BX222K	C	CAPACITOR	1	
-186	M39003-01-2304	C	CAPACITOR	1	
-187	RCR20G751JS	C	RESISTOR	1	
-188	8008628G1	C	PRINTED WIRING BOARD	1	
-188	180-2751-02-05-00	D	TERMINAL, Stud (71279) spec dwg 514272-2	2	
-189	8007528-1	D	TERMINAL, Stud	2	
-190	8008628-1	D	PRINTED WIRING BOARD	1	
-191	M53367-4-9	B	CLAMP	2	
-192	D20419	B	RETAINER, Electrical connector (71468) spec dwg 502056-301	2	
	318-15-99-056	B	RETAINER, Electrical connector (71785) spec dwg 502056-301 (alternate part in later configurations)	2	
-193	030-1952-000	B	CONTACT, Electrical (71468) spec dwg 502056-401	5	
	403-30-15-119-410	B	CONTACT, Electrical (71785) spec dwg 502056-401 (alternate part in later configurations)	5	
-194	DEC9PFO	B	CONNECTOR, Plug, electrical, 9 contacts (71468) spec dwg 502056-101 (use until exhausted, vendor changed part numbers in later configurations)	1	
	DEU9PFO	B	CONNECTOR, Receptacle, electrical (71468) spec dwg 502056-101 (alternate part used in later configurations)	1	
	234-09-11-100	B	CONNECTOR, Receptacle, electrical (71785) spec dwg 502056-101 (alternate part in later configurations)	1	
-195	508933-5	B	REFERENCE GENERATOR	1	

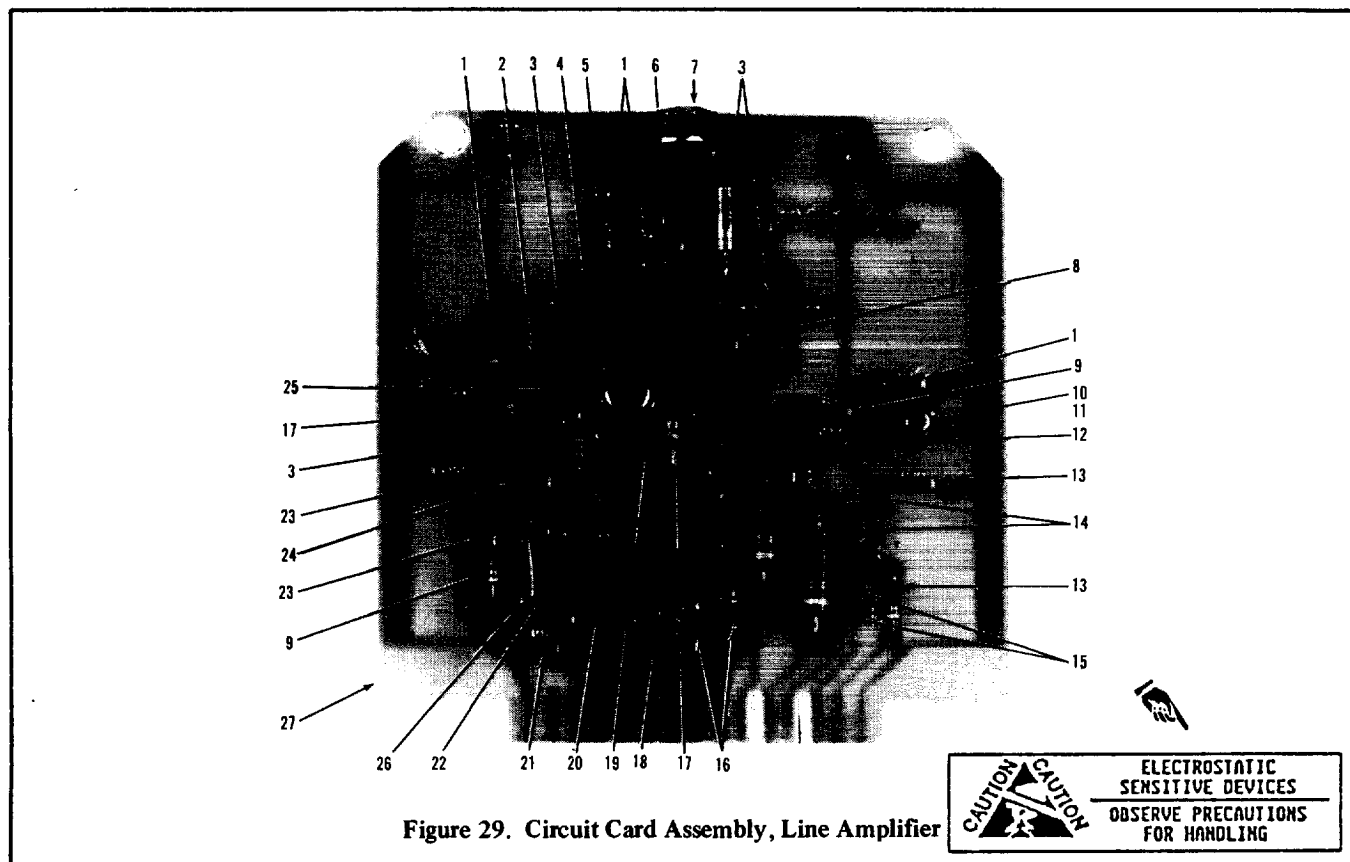


Figure 29. Circuit Card Assembly, Line Amplifier

FIGURE AND INDEX NUMBER	PART NUMBER	IDENT	DESCRIPTION	UNITS PER ASSY	USABLE ON CODE
28-	LP24693C1	B	ATTACHING PARTS SCREW, Self-Locking, flat head, 100 deg (03038) spec dwg 511338-2 ---*---	4	
	8008620G1	B	HOUSING	1	
-196	8008633-1	C	NUT, Special	4	
-197	8008632-2	C	NUT, Special	5	
-198	M551836-307	C	INSERT	2	
-199	44N093EXR4	C	NUT, Clinch (86577) spec dwg 508565-6	3	
-200	34N093F1	C	NUT, Clinch (86577) spec dwg 508581-9	3	
-201	8008620-1	C	HOUSING	1	
29-	8007655G1	A	CIRCUIT CARD ASSEMBLY, Line amplifier (optional and interchangeable with 8004213G1 - added in later configurations, see figure 2 for NHA)	REF	GH
- 1	RCR07G102JS	B	RESISTOR	4	
- 2	RCR07G680JS	B	RESISTOR	1	
- 3	M39003-01-2304	B	CAPACITOR	4	
- 4	RCR07G152JS	B	RESISTOR	1	
- 5	CK60BX101K	B	CAPACITOR (alternate part 501240-31)	1	
- 6	RCR07G684JS	B	RESISTOR	1	
- 7	YC252R	B	RESISTOR, Variable, 2.5K porm 20 pct, 0.125w max ⊕ plus 50 deg c (01121) spec dwg 509448-20	1	

Section II
Group Assembly Parts List

T.O. 31R2-2GRT-104
 NAVELEX 0967-LP-429-5020

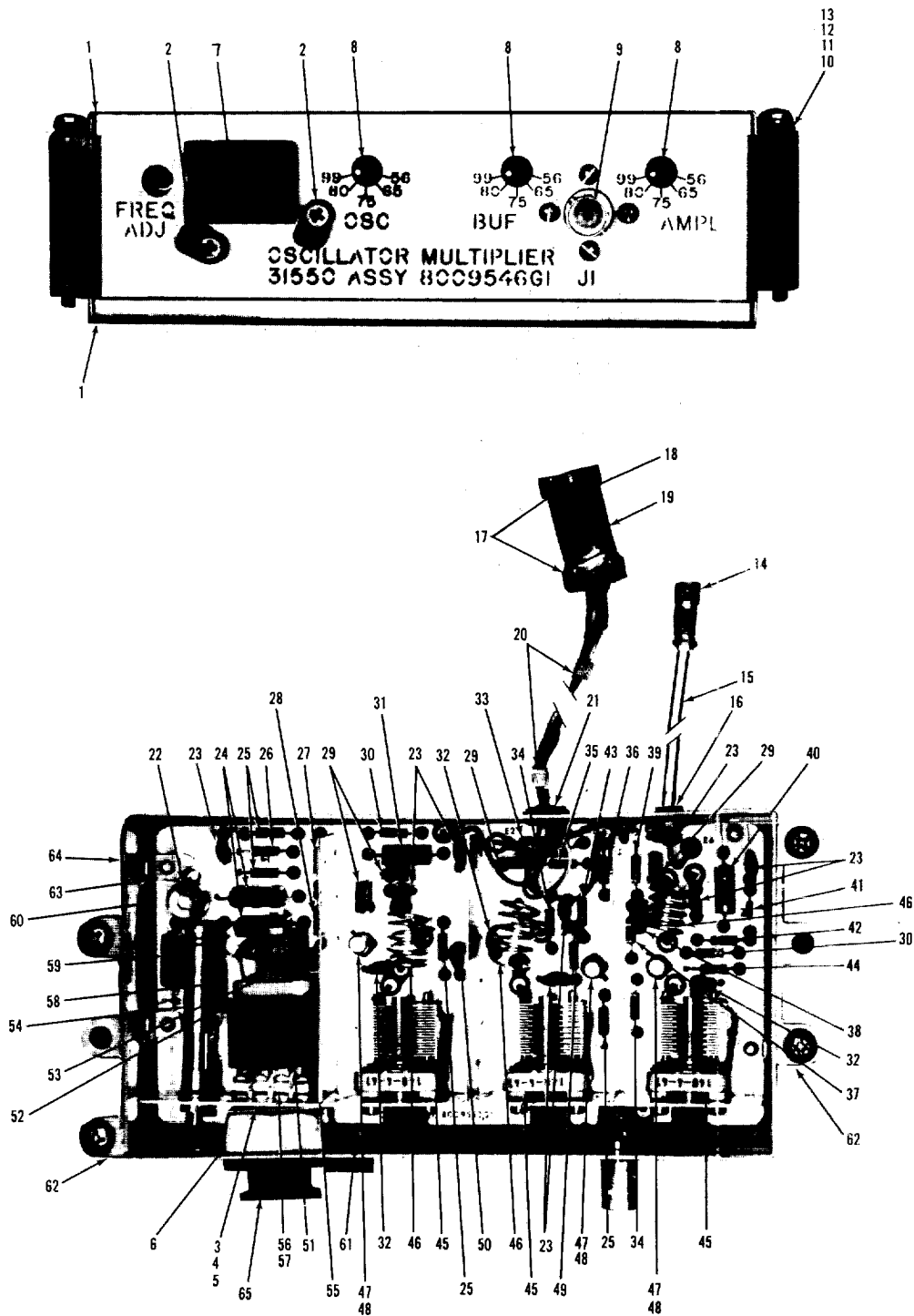


Figure 30. Oscillator/Multiplier

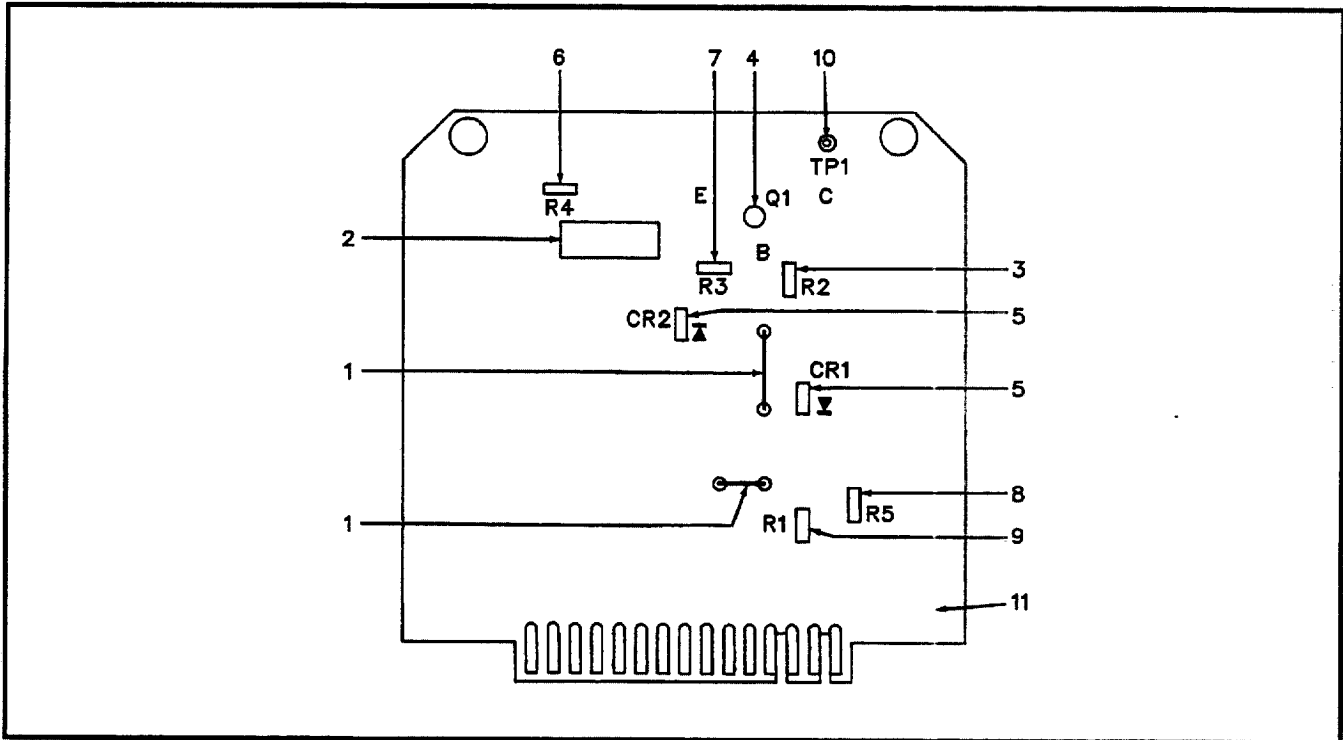
FIGURE AND INDEX NUMBER	PART NUMBER	IDENTITY	DESCRIPTION	UNITS PER ASSY	USABLE ON CODE
29- 8	RCR07G511JS	B	RESISTOR	1	
- 9	RCR07G183JS	B	RESISTOR	2	
- 10	JAN2N2222A	B	TRANSISTOR	1	
- 11	10047DAP	B	MOUNTING PAD, Electrical (07047) spec dwg 507253-12	1	
- 12	RCR07G472JS	B	RESISTOR	1	
- 13	RCR07G202JS	B	RESISTOR	2	
- 14	JAN1N4148	B	SEMICONDUCTOR DEVICE, Diode	2	
- 15	RCR32G272JS	B	RESISTOR	2	
- 16	JAN1N4249	B	SEMICONDUCTOR DEVICE, Diode	2	
- 17	RCR20G103JS	B	RESISTOR	2	
- 18	RCR07G222JS	B	RESISTOR	1	
- 19	CK60BX3R3K	B	CAPACITOR (alternate part 501240-4)	1	
- 20	52842	B	TRANSFORMER, AF, primary impedance 600 ohms, secondary 150 ohms, primary resistance 72 ohms max (43543) spec dwg 515301-2	1	
- 21	RCR07G332JS	B	RESISTOR	1	
- 22	RCR07G681JS	B	RESISTOR	1	
- 23	JAN1N751A	B	SEMICONDUCTOR DEVICE, Diode	2	
- 24	RCR07G104JS	B	RESISTOR (used in early configurations)	1	
	509465-1	B	NETWORK, Capacitor/Resistor, capacitance 100 pf @ 1000 hz, 20 pct, max voltage 50 vdc, resistance 100k, 10%, 0.250 w, insulation resistance = 1000 meg (used in later configurations)	1	
- 25	1301	B	INTERGRATED CIRCUIT, Operational amplifier, (ESDS) high gain (29832) spec dwg 511803-2	1	
	MC1709G	B	INTERGRATED CIRCUIT, Amplifier, operational (ESDS) (04713) spec dwg 511803-2 (alternate part in later configurations)	1	
	8007656G1	B	PRINTED WIRING BOARD	1	
- 26	5321-5	B	TERMINAL, Stud, uninsulated (06540) spec dwg 514266-302	8	
- 27	8007656-1	B	PRINTED WIRING BOARD	1	
30-	8009546G1	A	OSCILLATOR/MULTIPLIER (see figure 2 for NHA, optional module for crystal controlled oscillators 8004290G2, 8004290G3 and synthesizer 8008619G1)	REF	GHIJ
- 1	8004398-1	B	COVER, Chassis	2	
- 2	8004400-1	B	RETAINER, Crystal holder	2	
	MS35190-223	B	ATTACHING PARTS SCREW ----*----	2	
	8004406G1	B	HOLDER, Crystal unit	1	
- 3	8004406-4	C	RUBBER STRIP	1	
- 4	8004500-1	C	HOLDER, Crystal ATTACHING PARTS	1	
	N440-5-8	C	SCREW, Binder head, nylon, molded (95987) spec dwg 511333-7 ----*----	2	
- 5	8004715-1	C	PLATE, Backing, crystal holder	1	
- 6	8004498-1	C	PLUG, Insulation	1	
- 7	8004499-1	C	KNOB, Crystal holder	1	
- 8	504856-3	B	EXTENSION, Shaft	3	
- 9	8009558-1	B	CONNECTOR, Receptacle ATTACHING PARTS	1	
	AN520C3-4	B	SCREW	4	
	AN935-3	B	WASHER ----*----	4	

Section II
Group Assembly Parts List

T.O. 31R2-2GRT-104
NAVELEX 0967-LP-429-5020

FIGURE AND INDEX NUMBER	PART NUMBER	IDENT	DESCRIPTION	UNITS PER ASSY	USABLE ON CODE
30- 10	MS35206-252	B	SCREW	4	
- 11	NAS620-8	B	WASHER	4	
- 12	MS35338-42	B	WASHER	4	
- 13	5-646N674-70	B	PACKING, Preformed (02697) spec dwg 508874-13	4	
- 14	UG1465U	B	CONNECTOR	1	
- 15	RG188AU	B	CABLE	AR	
- 16	8004961-1	B	SHIELD, Retainer	1	
			ATTACHING PARTS		
	MS25082-12	B	NUT	1	
	MS35333-39	B	WASHER	1	
			----*----		
- 17	D20419	B	RETAINER, Electrical connector (71468) spec dwg 502056-301	2	
	318-15-99-056	B	RETAINER, Electrical connector (71785) spec dwg 502056-301 (alternate part in later configurations)	2	
- 18	030-1952-000	B	CONTACT, Electrical (71468) spec dwg 502056-401	4	
	403-30-15-119-410	B	CONTACT, Electrical (71785) spec dwg 502056-401 (alternate part in later configurations)	4	
- 19	DEC9PFO	B	CONNECTOR, Receptacle, electrical (71468) spec dwg 502056-101 (use until exhausted, vendor changed part numbers in later configurations)	1	
	DEU9PFO	B	CONNECTOR, Receptacle, electrical (71468) spec dwg 502056-101 (alternate part used in later configurations)	1	
	234-09-11-100	B	CONNECTOR, Receptacle, electrical (71785) spec dwg 502056-101 (alternate part used in later configurations)	1	
- 20	MS3367-4-9	B	STRAP	2	
- 21	MS35489-4	B	GROMMET	1	
	8009552G1	B	CIRCUIT CARD ASSEMBLY, Oscillator/Multiplier	1	
			ATTACHING PARTS		
	MS51957-13	B	SCREW	4	
	MS35338-135	B	WASHER	4	
	NAS620C4	B	WASHER	4	
			----*----		
- 22	CV31A180	C	CAPACITOR (used in early configurations)	1	
	CV138250	C	CAPACITOR (used in later configurations)	1	
- 23	CK60AW102M	C	CAPACITOR (alternate part 501240-58)	8	
- 24	CM15CD101J03	C	CAPACITOR	2	
- 25	RCR07G102JS	C	RESISTOR	4	
- 26	JAN1N759A	C	SEMICONDUCTOR DEVICE, Diode	1	
- 27	RCR07G751JS	C	RESISTOR	1	
- 28	RCR07G473JS	C	RESISTOR	1	
- 29	CK06BX104K	C	CAPACITOR	4	
- 30	RCR07G100JS	C	RESISTOR	2	
- 31	MS75101-9	C	COIL	1	
- 32	CK60BX100K	C	CAPACITOR (alternate part 501240-13)	1	
- 33	MS75101-11	C	COIL	1	
- 34	RCR07G101JS	C	RESISTOR	2	
- 35	RCR07G303JS	C	RESISTOR	1	
- 36	RCR07G393JS	C	RESISTOR	1	
- 37	RCR07G390JS	C	RESISTOR	1	
- 38	M39014-02-1218	C	CAPACITOR	1	
- 39	RCR07G821JS	C	RESISTOR	1	
- 40	MS75008-32	C	COIL	1	
- 41	JAN1N4148	C	SEMICONDUCTOR DEVICE, Diode	1	
- 42	RCR07G121JS	C	RESISTOR	1	
- 43	RCR07G823JS	C	RESISTOR	1	
- 44	RCR07G301JS	C	RESISTOR	1	
- 45	148-0004-041	C	CAPACITOR, Variable, air dielectric, 3.2 to 50 pf, porm 10 pct, 375 wvdc (71313) spec dwg 501185-4	3	

FIGURE AND INDEX NUMBER	PART NUMBER	IDENT	DESCRIPTION	UNITS PER ASSY	USABLE ON CODE
30-	8006103-1	C	ATTACHING PARTS		
	MS35338-135	C	SCREW	6	
		C	WASHER	6	
			----*----		
- 46	8004343-2	C	COIL, RF	3	
- 47	2N5179	C	TRANSISTOR, NPN, silicon, rf, small signal (02735) or (04713), spec dwg 515351-1	3	
- 48	10047DAP	C	MOUNTING PAD, Electrical (07047) spec dwg 507253-12	3	
- 49	RCR07G563JS	C	RESISTOR	1	
- 50	CK60BX2R2K	C	CAPACITOR (alternate part 501240-1)	1	
- 51	506365-1	C	GUIDE, Crystal	1	
			ATTACHING PARTS		
	MS51957-20	C	SCREW	1	
	MS35338-135	C	WASHER	1	
	MS35649-244	C	NUT	1	
			----*----		
- 52	33302-3	C	SOCKET, Crystal (76487) spec dwg 512396-1 (changed vendors in later configurations)	1	
	33302B	C	SOCKET, Crystal (14908) spec dwg 512396-1	1	
- 53	8009557-1	C	BLOCK, Crystal mounting	1	
			ATTACHING PARTS		
	MS51957-14	C	SCREW	2	
	MS35338-135	C	WASHER	2	
	NAS620C4	C	WASHER	2	
			----*----		
- 54	PC50H380	C	CAPACITOR	1	
	8009555G1	C	SHIELD, Chassis	1	
- 55	8009553-1	D	SHIELD, Oscillator	3	
- 56	8004497-1	D	CONTACT, Spring	2	
			ATTACHING PARTS		
	MS16535-63	D	RIVET	4	
			----*----		
- 57	8009554-1	D	PLATE	1	
- 58	RCR07G103JS	C	RESISTOR	1	
- 59	CM15CD330J03	C	CAPACITOR	1	
- 60	8009547-1	C	PRINTED WIRING BOARD	1	
	8009556G1	B	CHASSIS, Electrical equipment	1	
- 61	44LN040C	C	NUT, Self-Locking (86577) spec dwg 508566-1	2	
- 62	8004578G1	C	BRACKET, Angle	2	
			ATTACHING PARTS		
	MS16535-133	C	RIVET	8	
			----*----		
- 63	8004560-1	C	BRACKET, Angle	4	
			ATTACHING PARTS		
	MS16535-64	C	RIVET	4	
			----*----		
- 64	8009556-1	C	FRAME, Chassis	1	
- 65	434515	B	CRYSTAL UNIT (01766) spec dwg 503855-1 (To complete part number, frequency must be specified in MHz to 8 digits, for frequency 10 to 10.99 MHz, the third digit of vendor part number shall be 3. For frequencies 11 to 19.9 MHz, third digit shall be 4.)	REF	



F9400581

Figure 31. Circuit Card Assembly, Keyer AFCS Type A3 (Optional)

FIG & INDEX NO.	PART NUMBER	INDENT	DESCRIPTION							UNITS PER ASSY	USABLE ON CODE
			1	2	3	4	5	6	7		
31-	LDBWS00697AD000	A	CIRCUIT CARD ASSEMBLY, Keyer, AFCS type A3 (13035) optional (see figure 2 for NHA)							REF	
- 1	QQW343AWG22	B	WIRE, Copper, bare, no. 22, tinned (81349)							AR	
- 2	M39003-01-5690	B	CAPACITOR, 10 uf (81349)							1	
- 3	RCR07G822JS	B	RESISTOR, Carbon, fxd, 1-4w (81349) 8.2K.....							1	
- 4	JAN2N2222A	B	TRANSISTOR (81349).....							1	
- 5	JAN1N483B	B	SEMICONDUCTOR DEVICE, Diode (81349)							2	
- 6	RCR07G102JS	B	RESISTOR, Carbon, fxd, 1/4w (81349) 1.0K.....							1	
- 7	RCR07G123JS	B	RESISTOR, Carbon, fxd, 1/4w (81349) 12.0K.....							1	
- 8	RCR07G183JS	B	RESISTOR, Carbon, fxd, 1/4w (81349) 18.0K.....							1	
- 9	RCR07G472JS	B	RESISTOR, Carbon, fxd, 1/4w (81349) 4.7K.....							1	
- 10	SE12XC01	B	TERMINAL, Stud.....							1	
- 11	LDBWS00696AC000	B	PRINTED WIRING BOARD.....							1	

FIGURE AND INDEX NUMBER	PART NUMBER	IDENT	DESCRIPTION	UNITS PER ASSY	USABLE ON CODE
32-	8009574G1	A	CIRCUIT CARD ASSEMBLY, Inboard Monitor/Keyer (optional) (see figure 2 for NHA)	REF	GH
- 1	RCR07G681JS	B	RESISTOR	4	
- 2	JAN1N746A	B	SEMICONDUCTOR DEVICE	5	
- 3	RNC55H1003FM	B	RESISTOR	8	
- 4	RNC55H1213FM	B	RESISTOR	2	
- 5	RNC55H1402FM	B	RESISTOR (value selected at test) nominal value	2	
	RNC55H1002FM	B	RESISTOR (value selected at test)	2	
	RNC55H1102FM	B	RESISTOR (value selected at test)	2	
	RNC55H1212FM	B	RESISTOR (value selected at test)	2	
	RNC55H1302FM	B	RESISTOR (value selected at test)	2	
	RNC55H1502FM	B	RESISTOR (value selected at test)	2	
	RNC55H1622FM	B	RESISTOR (value selected at test)	2	
	RNC55H1742FM	B	RESISTOR (value selected at test)	2	
	RNC55H1822FM	B	RESISTOR (value selected at test)	2	
- 6	RJR24CP203M	B	RESISTOR	2	
- 7	507432-1	B	INTEGRATED CIRCUIT, Quad differential input operational amplifier	2	
- 8	RNC55H6812FM	B	RESISTOR	3	
- 9	RNC55H5111FM	B	RESISTOR (value selected at test) nominal value	2	
	RNC55H3011FM	B	RESISTOR (value selected at test)	2	
	RNC55H4021FM	B	RESISTOR (value selected at test)	2	
	RNC55H6041FM	B	RESISTOR (value selected at test)	2	
	RNC55H7151FM	B	RESISTOR (value selected at test)	2	
- 10	RCR07G301JS	B	RESISTOR	4	
- 11	RJR24CP103P	B	RESISTOR	4	
- 12	M39014-02-1230	B	CAPACITOR	8	
- 13	RNC55H1501BM	B	RESISTOR	2	
- 14	RCR07G152JS	B	RESISTOR	4	
- 15	RNC55H3322FM	B	RESISTOR	1	
- 16	RNC55H3010FM	B	RESISTOR	1	
- 17	RNC55H1963FM	B	RESISTOR	6	
- 18	JAN1N4148	B	SEMICONDUCTOR DEVICE	5	
- 19	M39003-01-2356	B	CAPACITOR	4	
- 20	RNC55H4022FM	B	RESISTOR	1	
- 21	RNC55H1002FM	B	RESISTOR (value selected at test)	1	
	RNC55H2001FM	B	RESISTOR (value selected at test)	1	
	RNC55H3011FM	B	RESISTOR (value selected at test)	1	
	RNC55H4021FM	B	RESISTOR (value selected at test)	1	
	RNC55H5111FM	B	RESISTOR (value selected at test)	1	
	RNC55H6041FM	B	RESISTOR (value selected at test)	1	
	RNC55H7151FM	B	RESISTOR (value selected at test)	1	
	RNC55H7871FM	B	RESISTOR (value selected at test)	1	
	RNC55H8871FM	B	RESISTOR (value selected at test)	1	
	RNC55H1102FM	B	RESISTOR (value selected at test)	1	
	RNC55H1212FM	B	RESISTOR (value selected at test)	1	
	RNC55H1302FM	B	RESISTOR (value selected at test)	1	
	RNC55H1402FM	B	RESISTOR (value selected at test)	1	
- 22	RCR07G202JS	B	RESISTOR	4	
- 23	JAN2N2907A	B	TRANSISTOR	4	
- 24	100470DAP	B	MOUNTING PAD, Electrical (07047) spec dwg 507253-12	4	
- 25	RCR07G621JS	B	RESISTOR	1	
- 26	RNC55H3011FM	B	RESISTOR	1	
- 27	JAN1N4245	B	SEMICONDUCTOR DEVICE	4	
- 28	RCR07G302JS	B	RESISTOR	4	
- 29	JAN4N23	B	COUPLER, Optoelectronic	2	
- 30	RCR07G332JS	B	RESISTOR	2	
- 31	RCR07G472JS	B	RESISTOR	2	
- 32	RCR07G512JS	B	RESISTOR	1	
- 33	RNC55H4222FM	B	RESISTOR	1	
- 34	RNC55H4642FM	B	RESISTOR	1	

Section II
Group Assembly Parts List

T.O. 31R2-2GRT-104
 NAVELEX 0967-LP-429-5020

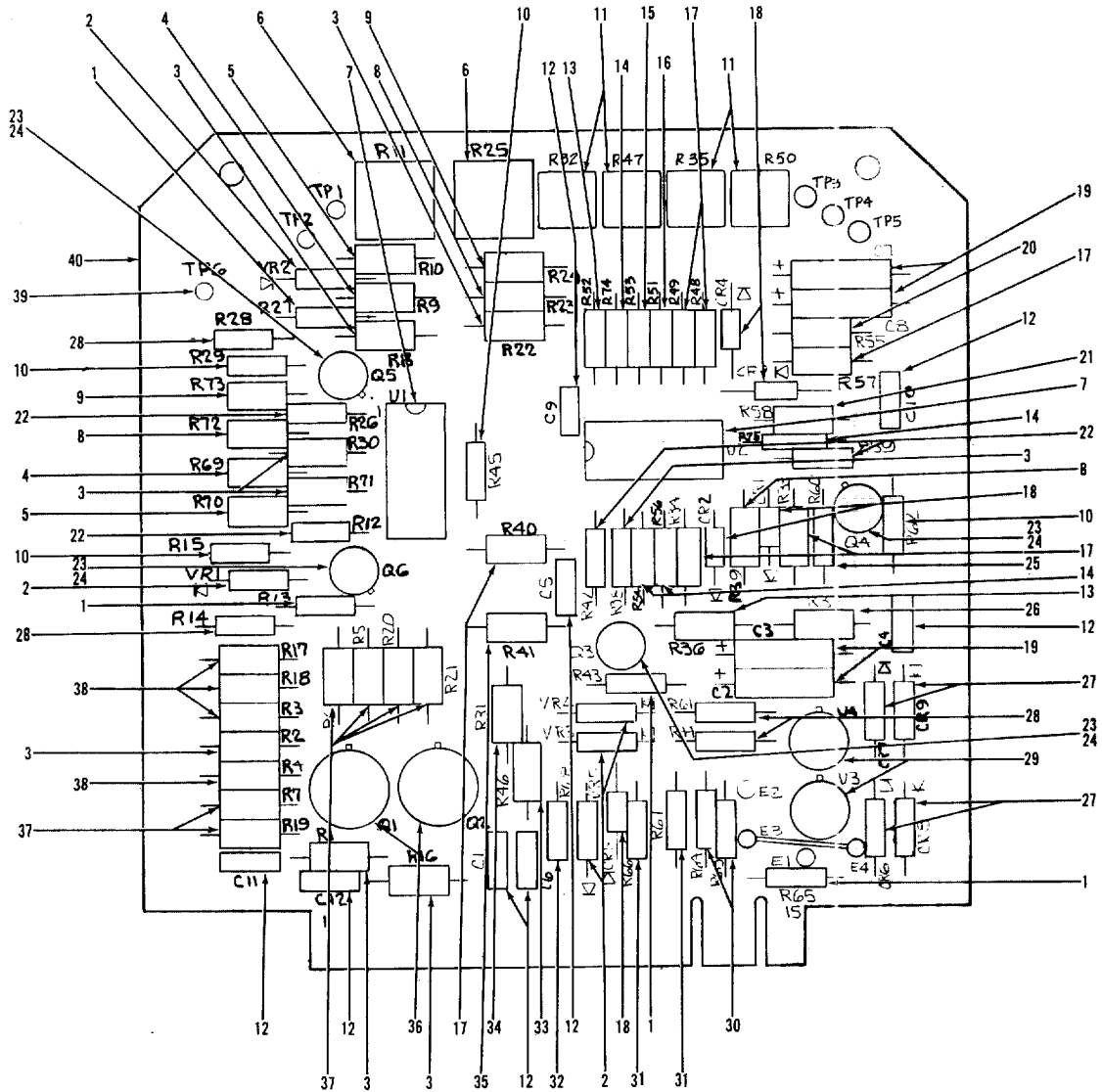


Figure 32. Circuit Card Assembly, Inboard Monitor/Keyer (Optional)

T.O. 31R2-2GRT-104
NAVELEX 0967-LP-429-5020

Section II
Group Assembly Parts List

FIGURE AND INDEX NUMBER	PART NUMBER	INDEX	DESCRIPTION	UNITS PER ASSY	USABLE ON CODE	
32- 35	RNC55H4021FM	B	RESISTOR (value selected at test)	1		
	RNC55H2001FM	B	RESISTOR (value selected at test)	1		
	RNC55H3011FM	B	RESISTOR (value selected at test)	1		
	RNC55H5111FM	B	RESISTOR (value selected at test)	1		
	RNC55H6041FM	B	RESISTOR (value selected at test)	1		
	RNC55H7151FM	B	RESISTOR (value selected at test)	1		
	RNC55H7871FM	B	RESISTOR (value selected at test)	1		
	RNC55H8871FM	B	RESISTOR (value selected at test)	1		
	RNC55H1002FM	B	RESISTOR (value selected at test)	1		
	RNC55H1102FM	B	RESISTOR (value selected at test)	1		
	RNC55H1212FM	B	RESISTOR (value selected at test)	1		
	RNC55H1302FM	B	RESISTOR (value selected at test)	1		
	RNC55H1402FM	B	RESISTOR (value selected at test)	1		
	- 36	515425-1	B	TRANSISTOR (selected 2N5911)	2	
		ITS31291	B	TRANSISTOR, (32293) spec dwg 515425-1 (alternate part added in later configurations)	2	
	- 37	RNC55H4992BM	B	RESISTOR	6	
	- 38	RNC55H1001FM	B	RESISTOR	4	
		8009575G1	B	PRINTED WIRING BOARD	1	
	- 39	5321-5	B	TERMINAL, Stud, uninsulated (88245) spec dwg 514266-302	10	
	- 40	8009575-1	B	PRINTED WIRING BOARD	1	
33-	8136838G1	A	AMPLIFIER, Driver/Power, UHF/VHF, 10W, optional and interchangeable with 8004890G1 and 8006081G1, added in later configurations in SN 34501 and up (see figure 2 for NHA)	REF		
- 1	8136885-1	B	COVER, Amplifier	1		
			ATTACHING PARTS			
	MS35206-214	B	SCREW	10		
	MS35338-40	B	WASHER	10		
	MS27183-3	B	WASHER	10		
			----*----			
- 2	UG1465U	B	CONNECTOR	2		
- 3	8006123-1	B	ADAPTER	2		
- 4	516665-8	B	MARKER, Tubing, heat shrinkable	1		
- 5	516665-7	B	MARKER, Tubing, heat shrinkable	1		
- 6	501197-1	B	CABLE, RF	AR		
- 7	56-590-65-3B	B	SHIELD, RF interference, bead type (02114) spec dwg 512134-1	11		
- 8	18125C104MA2060	B	CAPACITOR, Chip, ceramic dielectric, 1000 pf, porm 20 pct, 50 wvdc (04222) spec dwg 501196-120	7		
- 9	501191-8	B	CAPACITOR, Fixed, ceramic dielectric, 10 pf, porm 10 pct, 500 wvdc	13		
- 10	8136881G2	B	COIL, RF	1		
	RCR20G100JR	C	RESISTOR	1		
- 11	8136890-2	B	TRANSFORMER, RF	2		
- 12	M39003-01-2312	B	CAPACITOR	3		
- 13	MS75083-3	B	COIL	7		
- 14	501076-1	B	BYISTOR	2		
			ATTACHING PARTS			
	MS35206-214	B	SCREW	2		
	MS35338-40	B	WASHER	2		
	NAS620-4	B	WASHER	2		
			----*----			
- 15	8136878G1	B	TRANSFORMER, RF	2		
	F1869-1-Q1	C	CORE, Electromagnet (72656) spec dwg 502338-3	1		

Section II
Group Assembly Parts List

T.O. 31R2-2GRT-104
NAVELEX 0967-LP-429-5020

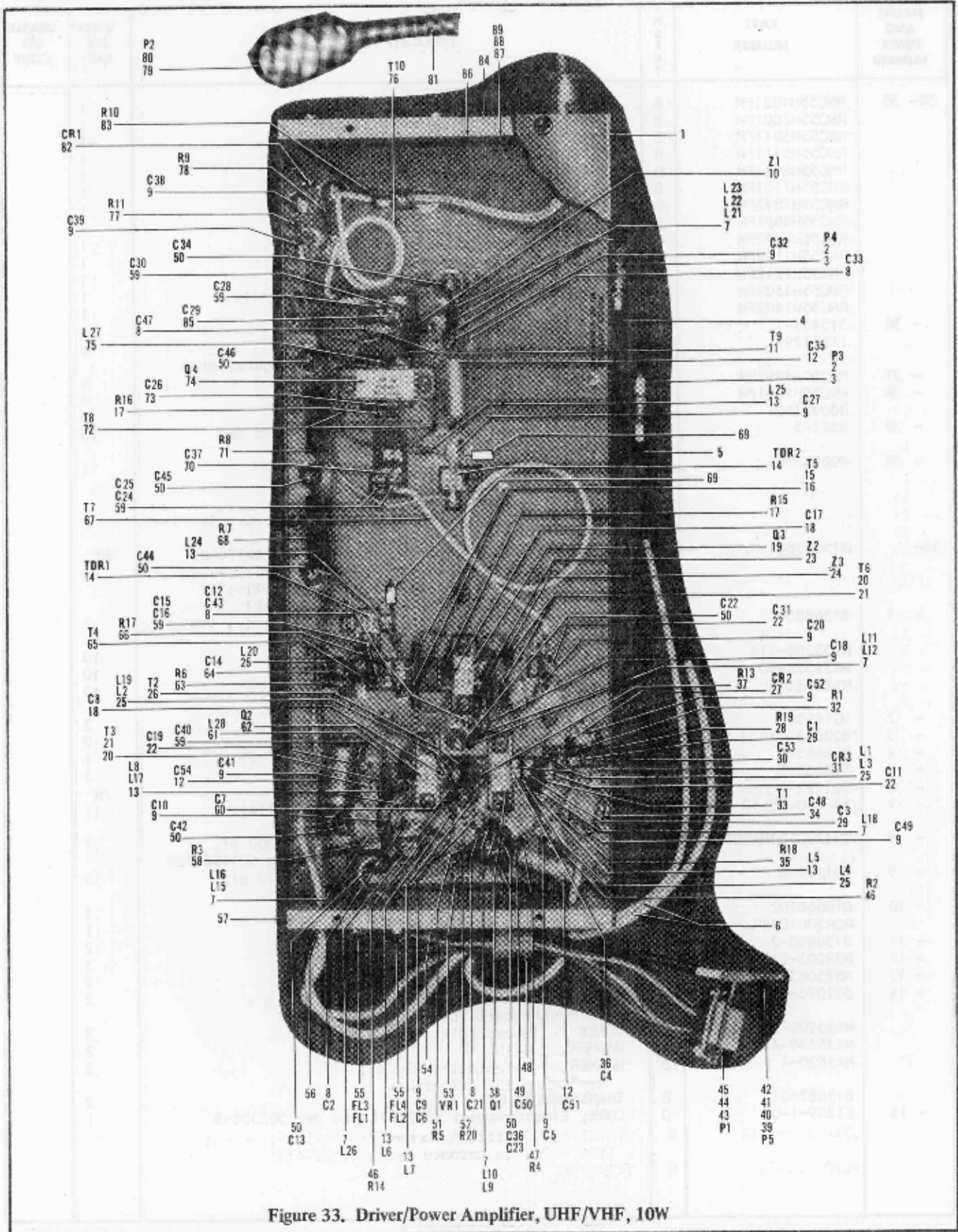


Figure 33. Driver/Power Amplifier, UHF/VHF, 10W




Figure 33A. VHF/UHF Broadband Driver/Power Amplifier
(Byistor Version)

FIGURE AND INDEX NUMBER	PART NUMBER	IDENT	DESCRIPTION	UNITS PER ASSY	USABLE ON CODE
33- 16	8136878-1	C	TRANSFORMER	1	
- 17	RCR20G100JS	B	RESISTOR	2	
- 18	ATC101B56-0JPX	B	CAPACITOR, Chip, porcelain dielectric, 56 pf, porm 5 pct, 500 wvdc (19990) spec dwg 501196-76	2	
- 19	515538-3	B	TRANSISTOR	1	
	MS35206-214	B	ATTACHING PARTS SCREW	2	
	MS35338-40	B	WASHER	2	
	NAS620-4	B	WASHER	2	
	8136876G1	B	----*----		
- 20	F1869-1-Q1	B	TRANSFORMER, RF	2	
- 21	8136876-1	C	CORE, Electromagnet (72656) spec dwg 502338-3	1	
- 22	ATC101B5R1-0CPX	B	TRANSFORMER	1	
	MA285R1C-05	B	CAPACITOR, Chip, porcelain dielectric, 5.1 pf, porm 0.25 pf, 500 wvdc (29990) spec dwg 501196-51	3	
		B	CAPACITOR, Chip, porcelain dielectric, 5.1 pf, porm 0.25 pf, 500 wvdc (73899) spec dwg 501196-51 (alternate part for ATC101B5R1-0CPX)	3	
- 23	8137415G2	B	COIL, RF	1	
	RCR07G101JS	C	RESISTOR	1	
- 24	8137415G1	B	COIL, RF	1	
	RCR07G101JS	C	RESISTOR	1	
- 25	8136880-1	B	COIL, RF	6	
- 26	8136875G3	B	TRANSFORMER, RF	1	
- 27	5082-2835	B	SEMICONDUCTOR DEVICE, Diode (28480) spec dwg 511785-2	1	
- 28	RCR07G681JS	B	RESISTOR	1	
- 29	ATC101B15-0CPX	B	CAPACITOR, Chip, porcelain dielectric, 15 pf, porm 5 pct, 500 wvdc (29990) spec dwg 501196-62	2	
- 30	ATC701B47-1JPX	B	CAPACITOR, Chip, porcelain dielectric, 470 pf, porm 5 pct, 200 wvdc (28480) spec dwg 501196-98	1	
- 31	1N5767	B	SEMICONDUCTOR DEVICE, Diode (12969) spec dwg 504706-1	1	
- 32	RCR07G470JS	B	RESISTOR	1	
- 33	8136875G1	B	TRANSFORMER, RF	1	
- 34	M39003-01-2268	B	CAPACITOR	1	
- 35	RCR07G271JS	B	RESISTOR	1	
- 36	ATC101B22-0CPX	B	CAPACITOR, Chip, porcelain dielectric, 22 pf, porm 5 pct, 500 wvdc (29990) spec dwg 501196-66	1	
	C17AH220J500TL	B	CAPACITOR, Chip, porcelain dielectric, 22 pf, porm 5 pct, 500 wvdc (55153) spec dwg 501196-66 (alternate part for ATC101B22-0CPX)	1	
- 37	RCR07G181JS	B	RESISTOR	1	
- 38	515538-1	B	TRANSISTOR	1	
	MS35206-214	B	ATTACHING PARTS SCREW	2	
	MS35338-40	B	WASHER	2	
	NAS620-4	B	WASHER	2	
- 39	M39012-76-0002	B	----*----		
- 40	8006123-1	B	CONNECTOR	1	
- 41	516665-157	B	ADAPTER	1	
- 42	501197-1	B	MARKER, Tubing, heat shrinkable	1	
- 43	030-1952-000	B	CABLE, RF	AR	
	403-30-15-119-410	B	CONTACT, Electrical (71468) spec dwg 502056-401	7	
		B	CONTACT, Electrical (71785) spec dwg 502056-401 (alternate part for 030-1952-000)	7	
- 44	DEU9PFO	B	CONNECTOR, Receptacle, electrical (71468) spec dwg 502056-101	1	
	234-09-11-100	B	CONNECTOR, Receptacle, electrical (71785) spec dwg 502056-101 (alternate part for DEU9PFO)	1	
- 45	D20419	B	RETAINER, Electrical Connector (71468) spec dwg 502056-301	2	
	318-15-99-056	B	RETAINER, Electrical Connector (71785) spec dwg 502056-301 (alternate part for D20419)	2	
- 46	RCR07G820JS	B	RESISTOR	2	

Section II
Group Assembly Parts List

T.O. 31R2-2GRT-104
NAVELEX 0967-LP-429-5020

FIGURE AND INDEX NUMBER	PART NUMBER	IDENT	DESCRIPTION	UNITS PER ASSY	USABLE ON CODE
33- 47	RCR07G911JS	B	RESISTOR	1	
- 48	MS25281R5	B	CLAMP	1	
			ATTACHING PARTS		
	MS35206-230	B	SCREW	1	
	MS35338-41	B	WASHER	1	
	MS27183-5	B	WASHER	1	
			---*---		
- 49	CK60AW152M	B	CAPACITOR (alternate part 501240-64)	1	
- 50	54-803-012	B	CAPACITOR, Fixed, ceramic dielectric, 1000 pf, plus 100 pct minus 0 pct @ 1 kHz, 2 vrms, 25 deg c, 500 wvdc (33095) spec dwg 501171-1	9	
- 51	RCR07G361JS	B	RESISTOR	1	
- 52	RCR20G200JS	B	RESISTOR	1	
- 53	JAN1N746A	B	SEMICONDUCTOR DEVICE, Diode	1	
- 54	8102535-2	B	TERMINAL, Lug	1	
			ATTACHING PARTS		
	MS35206-226	B	SCREW	1	
			---*---		
- 55	51712011	B	FILTER, EMI, low pass, feed-thru (33095) spec dwg 501175-2	4	
- 56	MS35333-39	B	WASHER	3	
- 57	8136884-1	B	PLATE, End, right	1	
			ATTACHING PARTS		
	MS35207-264	B	SCREW	3	
	MS35338-43	B	WASHER	3	
	NAS620-10L	B	WASHER	3	
			---*---		
- 58	RWR81SR102FP	B	RESISTOR	1	
- 59	ATC101B82-1JPX	B	CAPACITOR, Chip, porcelain dielectric, 820 pf, porm 5 pct, 100 wvdc (29990) spec dwg 501196-104	7	
	C17CG821J100TL	B	CAPACITOR, Chip, porcelain dielectric, 820 pf, porm 5 pct, 100 wvdc (55153) spec dwg 501196-104 (alternate part for ATC101B82-1JPX)	7	
- 60	ATC101B27-0JPX	B	CAPACITOR, Chip, porcelain dielectric, 27 pf, porm 5 pct, 500 wvdc (29990) spec dwg 501196-68	1	
	C17AH270J500T1	B	CAPACITOR, Chip, porcelain dielectric, 27 pf, porm 5 pct, 500 wvdc (55153) spec dwg 501196-68 (alternate part for ATC101B27-0JPX)	1	
	MA28270J-05	B	CAPACITOR, Chip, porcelain dielectric, 27 pf, porm 5 pct, 500 wvdc (78399) spec dwg 501196-68 (alternate part for ATC101B27-0JPX)	1	
- 61	8136879-6	B	COIL, RF	1	
- 62	515538-2	B	TRANSISTOR	1	
			ATTACHING PARTS		
	MS35206-214	B	SCREW	2	
	MS35338-40	B	WASHER	2	
	NAS620-4	B	WASHER	2	
			---*---		
- 63	RCR07G151JS	B	RESISTOR	1	
- 64	ATC101B18-0CPX	B	CAPACITOR, Chip, porcelain dielectric, 18 pf, porm 5 pct, 500 wvdc (29990) spec dwg 501196-64	1	
	C17AH180J500TL	B	CAPACITOR, Chip, porcelain dielectric, 18 pf, porm 5 pct, 500 wvdc (55153) spec dwg 501196-64 (alternate part for ATC101B18-0CPX)	1	
- 65	8136875G2	B	TRANSFORMER, RF	1	
- 66	RCR07G221JS	B	RESISTOR	1	
- 67	8136877G1	B	TRANSFORMER, RF	1	
- 68	RWR84S80R6FP	B	RESISTOR	1	
- 69	RCR07G4R7JS	B	RESISTOR (selected value at test, tailor point) nominal value for R21, R22	2	
	RCR07G3R3JS	B	RESISTOR (selected value at test, tailor point)	2	
	RCR07G3R9JS	B	RESISTOR (selected value at test, tailor point)	2	

FIGURE AND INDEX NUMBER	PART NUMBER	I N D E N T	DESCRIPTION	UNITS PER ASSY	USABLE ON CODE
33-	RCR07G5R1JS	B	RESISTOR (selected value at test, tailor point)	2	
	RCR07G5R6JS	B	RESISTOR (selected value at test, tailor point)	2	
	RCR07G6R8JS	B	RESISTOR (selected value at test, tailor point)	2	
	RCR07G8R2JS	B	RESISTOR (selected value at test, tailor point)	2	
- 70	ATC101B10-0CPX	B	CAPACITOR, Chip, porcelain dielectric, 10 pf, porm 5 pct, 500 wvdc (29990) spec dwg 501196-58	1	
	MA28100J-05	B	CAPACITOR, Chip, porcelain dielectric, 10 pf, porm 5 pct, 500 wvdc 973899) spec dwg 501196-58 (alternate for ATC101B10-0CPX)	1	
- 71	RWR84S64R9FP	B	RESISTOR	1	
- 72	8136890-1	B	TRANSFORMER, RF	2	
- 73	ATC101B75-0JPX	B	CAPACITOR, Chip, porcelain dielectric, 75 pf, porm 5 pct, 500 wvdc (29990) spec dwg 501196-79	1	
	C17AH750J500TL	B	CAPACITOR, Chip, porcelain dielectric, 75 pf, porm 5 pct, 500 wvdc (55153) spec dwg 501196-79 (alternate for ATC101B75-0JPX)	1	
- 74	515538-5	B	TRANSISTOR	1	
			ATTACHING PARTS		
	MS35206-214	B	SCREW	2	
	MS35338-40	B	WASHER	2	
	NAS620-4	B	WASHER	2	
			----*----		
- 75	8136879-5	B	COIL, RF	1	
- 76	8136877G2	B	TRANSFORMER, RF	1	
- 77	RCR07G222JS	B	RESISTOR	1	
- 78	RCR07G131JS	B	RESISTOR	1	
- 79	KA59-191	B	CONNECTOR, Plug, electrical (91836) spec dwg 502082-6	1	
- 80	100Y5070B55	B	TERMINATION, Coaxial cable (94375) spec dwg 514286-1	1	
- 81	RG142BU	B	CABLE, RF	AR	
- 82	5082-8906	B	SEMICONDUCTOR DEVICE, Diode (28480) spec dwg 511785-1	1	
- 83	RCR07G123JS	B	RESISTOR	1	
- 84	8136883-1	B	PLATE, End, left	1	
			ATTACHING PARTS		
	MS35207-264	B	SCREW	3	
	MS35338-43	B	WASHER	3	
	NAS620-10L	B	WASHER	3	
			----*----		
- 85	ATC101B3R9-0CPX	B	CAPACITOR, Chip, porcelain dielectric, 3.9 pf, porm 0.25 pf, 500 wvdc (29990) spec dwg 501196-48	1	
	C17AH3R9C500TL	B	CAPACITOR, Chip, porcelain dielectric, 3.9 pf, porm 0.25 pf, 500 wvdc (55153) spec dwg 501196-48 (alternate for ATC101B3R9-0CPX)	1	
- 86	8136874-1	B	PRINTED WIRING BOARD	1	
			ATTACHING PARTS		
	MS35206-214	B	SCREW	10	
	MS35338-40	B	WASHER	10	
	MS27183-3	B	WASHER	10	
			----*----		
	8136886G1	B	PLATE ASSEMBLY, Base	1	
- 87	MS124655	C	INSERT	2	
- 88	MS124735	C	INSERT	5	
- 89	8136886-1	C	PLATE, Base	1	

Section II
Group Assembly Parts List

TO 31R2-2GRT-104
NAVELEX 0967-LP-429-5020

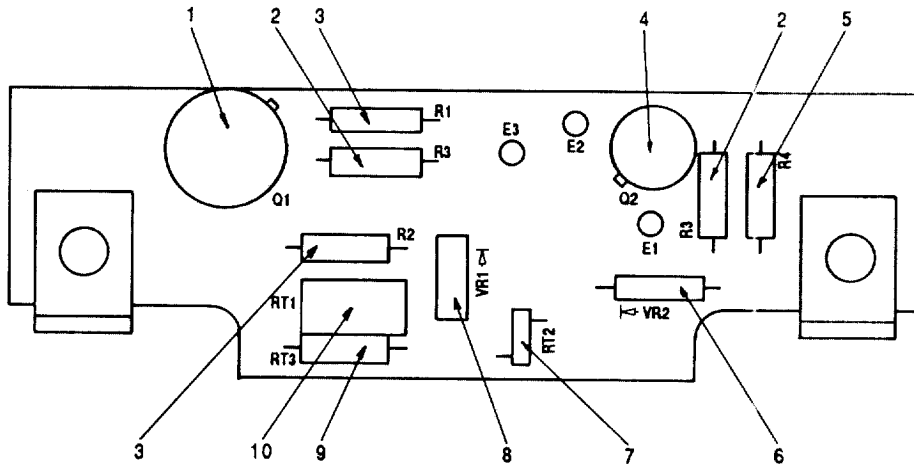


Figure 34. Solid State Vane Switch

FIGURE & INDEX NUMBER	PART NUMBER	I N D E N T	DESCRIPTION							UNITS PER ASSY	USABLE ON CODE
			1	2	3	4	5	6	7		
34-	8009571G1	B	SOLID STATE VANE SWITCH							REF	
- 1	JAN2N2905A	C	TRANSISTOR, PNP (81349)							2	
- 2	RNC55H8250FS	C	RESISTOR, 825 ohms, 1/8 watt, 1%							2	
- 3	RWR81S34R8FR	C	RESISTOR, 34.8 ohms, 1 watt (81349)							1	
- 4	JAN2N2222A	C	TRANSISTOR, NPN (81349)							1	
- 5	RCR07G152JR	C	RESISTOR, 1.5K ohms \pm 5%, 1/4 watt (81349)							1	
- 6	JAN1N758A	C	DIODE, ZENER (10V) (81349)							1	
- 7	RL2006-37-120- 20PT1	C	THERMISTOR, PTC, KCC type (75263)							1	
- 8	JAN1N4960	C	DIODE, ZENER (7V) (81349)							1	
- 9	RTH42ES122J	C	THERMISTOR, 1.2K ohms \pm 5% (81349)							1	
-10	05CC652J-EC-S	C	THERMISTOR, Disk (spec DWG 509416-3) (15454)							1	

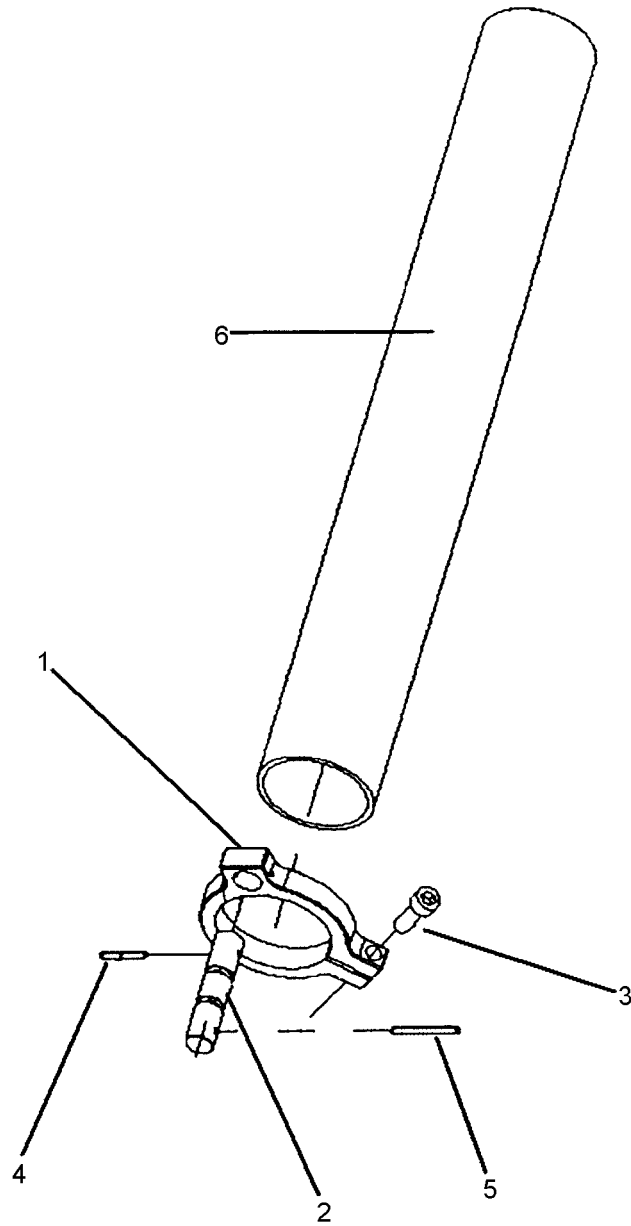


Figure 35. Intermediate Tube Subassembly

FIGURE AND INDEX NUMBER	PART NUMBER	I N D E X T	DESCRIPTION	UNITS PER ASSY	USABLE ON CODE
35-	8004256G1	A	INTERMEDIATE TUBE SUBASSEMBLY (See Figure 22 for NHA.)	REF	DF
-1	0-2217-134-D503	B	MOUNTING BRACKET	1	
-2	0-2217-134-D504	B	ROD, Frequency Range Shifting	1	
-3	MS16997-30	B	SOCKET HEAD SCREW	1	
-4	MS16562-194	B	SPRING PIN	1	
-5	MS16562-206	B	SPRING PIN	1	
-6	0-2217-134-D502	B	INTERMEDIATE TUBE	1	
			<p>NOTE</p> <p>These items are shown for depot use only. These items may not be manufactured or assembled at any other level.</p>		

**SECTION III
NUMERICAL INDEX**

PART NUMBER	FIGURE AND INDEX NUMBER	QTY. PER ART.	SOURCE CODE	REPAIR CODE	PART NUMBER	FIGURE AND INDEX NUMBER	QTY. PER ART.	SOURCE CODE	REPAIR CODE
AA8137T	10- 11	20	P1	S	ATC101B82-0JC	13- 77	1	P1	L
AA9137T	18- 67				ATC101B82-1JPX	33- 59	7		
	10- 11	20	P1	S	ATC200B10-4MC	12- 41	2	P1	S
	18- 67					12- 42			
AN520C3-4	30- 9	4	P1	S	ATC200B10-4MPX	12- 41	2	P1	S
AN935-3	30- 9	4	P1	S		12- 42			
AN960-10L	11- 9	18	P1	S	ATC701B10-2JC	13- 15	3	P1	L
AN960C416L	16- 25	2	P1	S	ATC701B10-2JPX	13- 15	3	P1	L
AN960C6L	18- 81	4	P1	S	ATC701B47-1JPX	33- 30	1		
ATC100B3R3CMS10	22-113	1	P1	L	AU0105	18- 89	1	P1	S
ATC101B10-0CPX	12- 50	3	P1	S	A10012DIAL	28- 12	3	P1	L
	33- 70					28-137			
ATC101B10-0JC	12- 50	2	P1	S	A2X1198	28- 64	5	P1	L
ATC101B10-1JC	13- 11	2	P1	L		28- 11			
	13- 73				BB107-06T	2- 44	12	X2	S
ATC101B10-1JPX	13- 11	2	P1	L		19- 21			
ATC101B12-0JC	12- 43	1	P1	S		27- 3			
ATC101B12-1JC	13- 77	1	P1	L		27- 9			
ATC101B12-1JPX	13- 77	1	P1	L	BB8138T	18- 68	5	X2	S
ATC101B15-0CPX	12- 54	3	P1	S	BB837-10T	11- 17	2	X2	S
	33- 29				BB9138T	18- 68	5	X2	S
ATC101B15-0JC	12- 54	1	P1	S	BB937-10T	11- 17	2	X2	S
ATC101B15-1JC	13- 26	2	P1	L	BS0S440-24	25- 31	5	P1	S
	13- 63				B1C90-20	18- 92	2	P1	S
ATC101B15-1JPX	13- 26	2	P1	L	B2B470	22-117	2	P1	L
	13- 63					22-129			
ATC101B18-0CPX	12- 43	2	X2	S	B6-4	22- 43	3	P1	L
	33- 64				CA3118T	28- 97	1	P1	L
ATC101B18-0JC	12- 43	1	X2	S	CA50047	12- 76	AR	P1	S
ATC101B20-1JC	13- 54	5	P1	L		28- 29			
ATC101B20-1JPX	13- 54	5	P1	L	CCD218	20- 57	1	P1	S
ATC101B22-0CPX	33- 36	1			CCN-35	23- 4	1	P1	S
ATC101B22-1JC	13- 54	1	P1	L	CE13C330R	20- 42	1	P1	S
ATC101B22-1JPX	13- 54	1	P1	L	CFM13052	3- 36	1	P1	S
ATC101B27-0JPX	33- 60	1			CG470L	25- 46	1	P1	S
ATC101B27-1JC	13- 14	3	P1	L	CG635L	22-117	2	P1	L
	13- 70					22-129			
ATC101B27-1JPX	13- 14	3	P1	L	CK05BX820K	16- 51	1	P1	S
	13- 70				CK06BX103K	15- 26	28	P1	S
ATC101B3R9-0CPX	33- 85	1			CK06BX104K	6- 20	24	P1	S
ATC101B33-1JC	13- 10	1	P1	L	CK06BX105K	28- 21	2	P1	L
ATC101B33-1JPX	13- 10	1	P1	L	CK06BX154K	28-177	1	P1	L
ATC101B39-0JC	13- 28	1	P1	L	CK06BX222K	28-185	1	P1	L
ATC101B39-0JPX	13- 28	1	P1	L	CK06BX224K	28-183	1	P1	L
ATC101B5R1-0CPX	33- 22	3			CK06BX333K	28- 65	1	P1	L
ATC101B56-0JC	13- 35	2	P1	L	CK06BX473K	28-156	3	P1	L
	13- 64				CK06BX682K	28-120	1	P1	L
ATC101B56-0JPX	13- 35	4	P1	L	CK12BX472K	5- 31	4	P1	S
	13- 64				CK13BX103K	5- 32	3	P1	S
	33- 18				CK60AW102M	7- 35	46	P1	S
ATC101B75-0JPX	33- 73	1			CK60AW152M	18- 15	7	P1	S

**Section III
Numerical Index**

T.O. 31R2-2GRT-104
NAVELEX 0967-LP-429-5020

PART NUMBER	FIGURE AND INDEX NUMBER	QTY. PER ART.	SOURCE CODE	REPAIR CODE	PART NUMBER	FIGURE AND INDEX NUMBER	QTY. PER ART.	SOURCE CODE	REPAIR CODE
CK60AX471K	3- 20	19	P1	S	DBU25SF0	25- 36	2	P1	S
CK60BX100K	12- 3	16	P1	S	DEC9PFO	12-141	10	P1	S
	12- 92					13- 89			L
CK60BX101K	3- 39	9	P1	S		14- 6			
CK60BX101M	16- 42	1	P1	S		15- 10			
CK60BX150K	12- 3	13	P1	S		16- 13			
CK60BX2R2K	12- 3	4	P1	S		17- 13			
CK60BX220K	3- 3	6	P1	S		21- 6			
CK60BX3R3K	12- 3	5	P1	S		25- 65			
CK60BX4R7K	12- 3	8	P1	S		28-194			L
CK60BX470K	28-133	4	P1	L		30- 19			
CK60BX6R8K	12- 3	16	P1	S	DEC9SF0	18- 65	5	P1	S
CK60BX680M	7- 50	4	P1	S		21- 50			
CK61AW222M	15- 31	3	P1	S		25- 39			
CK62AW332M	7- 35	1	P1	S	DEU9PFO	12-141	11	P1	S
CK63AW103M	7- 1	4	P1	S		13- 89			L
CL21BQ360SPE	23- 49	2	P1	S		14- 6			
CL65BH151KPE	3- 30	2	P1	S		15- 10			
CM04CD120J03	12-105	6	P1	S		16- 13			
CM04ED560J03	12- 33	8	P1	S		17- 13			
CM05FD121J03	22-126	5	P1	L		21- 6			
CM05FD331J03	22-120	2	P1	L		25- 65			
CM06FD511J03	7- 41	1	P1	S		28-194			L
CM06FD681J03	7- 41	1	P1	S		30- 19			
CM06FD821J03	7- 41	1	P1	S		33- 44			
CM15CD101J03	30- 24	2	P1	S	DEU9SF0	18- 65	5	P1	S
CM15CD330J03	30- 59	1	P1	S		21- 50			
CP09A1KC104K3	8- 2	2	P1	S		25- 39			
CP09A1KC223K3	21- 15	4	P1	S	DF3D	21- 5	4	P1	S
CP09A1KC473K3	21- 19	2	P1	S	DF31A	10- 5	4	P1	S
CP09A1KC683K3	8- 3	2	P1	S		18- 60			
CP12A1KG394K3	20- 40	1	P1	S		20- 13			
CV31A180	28- 84	3	P1	L	DF6C	11- 10	24	P1	S
CV31B250	30- 22	1	P1	S		20- 8			
C17AH100J500TL	12- 50	2	P1	S		21- 4			
C17AH101J500TL	13- 11	2	P1	L	DX393A	22-108	1	P1	S
C17AH121J300TL	13- 77	1	P1	L	D20418-2	25- 35	6	P1	S
C17AH150J500TL	12- 54	1	P1	S	D20418-26	18- 63	8	P1	S
C17AH151J300TL	13- 26	2	P1	L		21- 49			
	13- 63				D20419	12-139	22	P1	S
C17AH180J500TL	12- 43	2	X2	S		13- 87			L
	33- 64					14- 5			
C17AH201J300TL	13- 54	5	P1	L		15- 9			
C17AH220J500TL	33- 36	1				16- 12			
C17AH221J200TL	13- 54	1	P1	L		17- 12			
C17AH270J500TL	33- 60	1				21- 7			
C17AH271J200TL	13- 14	3	P1	L		25- 64			
	13- 70					28-192			L
C17AH3R9C500TL	33- 85	1				30- 17			
C17AH331J200TL	13- 10	1	P1	L		33- 45			
C17AH390J500TL	13- 28	1	P1	L	D20419-18	23- 11	4	P1	S
C17AH560J500TL	13- 35	2	P1	L		24- 22			L
	13- 64				EB10G1	12- 26	2	P1	S
C17AH750J500TL	33- 73	1				12- 27			
C17CG102J100TL	13- 15	3	P1	L	EF12-1000GMV	22-119	3	P1	L
C17CG821J100TL	33- 59					22-131			
C5590	20- 15	4	P1	S		25- 17			
DBC25PFO	23- 12	2	P1	S	FA5C102W	22-118	12	P1	L
	24- 23					22-130			
DBC25SF0	25- 36	2	P1	S	FAH5759V	25- 17			
DBU25PFO	23- 12	2	P1	S		11- 16	1	P1	S
	24- 23			L					

PART NUMBER	FIG & INDEX NO.	QTY PER ART	SOURCE CODE	REPAIR CODE
FHL17G2	18-7	5	P1	S
FHL18G2-2	18-10	1	P1	S
FN1865	8-37	1	P1	S
FN4247	28-131	1	P1	S
F01A030	22-35	AR	P1	PAO-ZZN
F02A125V10A	2-9	2	P1	S
F02A250V1A	18-9	2	P1	S
F02A250V2A	19-10	2	P1	S
F02A250V3A	25-23	2	P1	S
F02A250V6A	19-11	2	P1	S
F02A32V10A	25-23	3	P1	S
F1869-1-Q1	2-11	3	P1	S
G62266	18-6	3	P1	S
ITS30944	2-10	3	P1	S
ITS31291	18-6	2	P1	S
JAN1N1202A	19-37	4	P1	S
JAN1N1614	27-25	1	P1	L
JAN1N3009B	28-131	2	P1	S
JAN1N3044B	32-36	2	P1	S
JAN1N4148	11-9	5	P1	S
JAN1N4245	21-3	4	P1	S
JAN1N4249	20-7	3	P1	S
JAN1N459	23-33	1	P1	S
JAN1N483B	28-62	15	P1	L
JAN1N4960	6-25	15	P1	S
JAN1N540	3-23	5	P1	S
JAN1N658	21-35	1	P1	S
JAN1N746A	31-5	2	P1	S
JAN1N751A	34-8	1	P1	S
JAN1N753A	9-19	1	P1	S
JAN1N754A	26-8	1	P1	S
JAN1N755A	7-8	9	P1	S
JAN1N756A	3-25	8	P1	S
JAN1N758A	16-77	1	P1	S
JAN1N914	9-32	1	P1	S
JAN2N1132	28-15	1	P1	L
JAN2N1613	16-78	1	P1	S
JAN2N1893	8-33	1	P1	S
JAN2N2222	34-6	1	P1	S
JAN2N2222A	8-20	2	P1	S
JAN2N2323	3-15	53	P1	S
JAN2N2857	7-39	6	P1	S
JAN2N2904A	4-15	14	P1	S
JAN2N2905A	21-11	1	P1	S
JAN2N2907A	24-9	4	P1	L
JAN2N697	4-2	26	P1	S
JAN2N912	34-4	1	P1	S
JAN4N23	28-11	1	P1	L
JB32J12	28-53	2	P1	L
JJ033	0-28	1	P1	S
	34-1	2	P1	S
	4-8	14	P1	S
	14-27	1	P1	S
	16-79	1	P1	S
	32-29	2	P1	S
	15-19	5	P1	S
	16-75			
	17-90			
	18-32	1	P1	S

PART NUMBER	FIG & INDEX NO.	QTY PER ART	SOURCE CODE	REPAIR CODE
JN031479-2	18-47	1	X2	S
JN031479-3	11-4	1	X2	S
JN031479-4	11-3	1	X2	S
KA51-03	2-30	6	P1	S
KA59-191	12-132			
	13-81			L
	22-77			L
	2-30	9	P1	S
	2-35			
	12-132			
	13-81			L
	22-59			L
	22-77			L
	33-79			
KA71-02	22-62	1	P1	L
KL1251G	22-8	1	P1	L
KL701G	22-2	3	P1	L
KP42J3	10-3	2	P1	S
KS59-34	25-19			
KS59-35	22-72	1	P1	L
KS99-27	22-78	1	P1	L
LDBWS00696AC000	25-53	2	P1	S
LDBWS00697AD000	31-11	1		
LDBWS00697AD000	2-50	1	P1	F
LH76-1	31-		REF	
LK30-106YB	18-3	3	P1	S
LM101AH	20-57	1	P1	S
LM105H	28-175	1	P1	L
LP24693C1	28-10	1	P1	L
LP24693C29	28-195	4	P1	L
LP51957-3	19-2	4	P1	S
	28-1	18	P1	L
	28-2			L
LP51959-31	2-2	15	P1	S
MA28100J-05	19-2			
	12-50	3	P1	S
MA28101J-05	33-70			
MA28121J-05	13-11	2	P1	L
MA28150J-05	13-77	1	P1	L
MA28151J-05	12-54	1	P1	S
	13-26	2	P1	L
	13-63			
MA28180J-05	12-43	1	X2	S
MA28201J-05	13-54	5	P1	L
MA28221J-05	13-54	1	P1	L
MA28270J-05	33-60	1		
MA28271J-05	13-14	3	P1	L
	13-70			
MA289331J-05	13-10	1	P1	L
MA28390J-05	13-28	1	P1	L
MA285R1C-05	33-22	3	P1	S
MA28560J-05	13-35	2	P1	L
	13-64			
MC10531L	28-61	1	P1	L
MC1709G	3-2	6	P1	S
	7-36			
	9-30			
	29-25			
MRAC14PJT	20-58	1	P1	S
MRAC14PN	22-76	1	P1	L
MRAC14SJ	25-40	1	P1	S
MRAC14SN	25-8	1	P1	S
MS124655	33-87	2	P1	S
MS124735	33-88	5	P1	S

TO 31R2-2GRT-104

PART NUMBER	FIGURE AND INDEX NUMBER	QTY. PER ART.	SOURCE CODE	REPAIR CODE
MS15795-803	22-166	3	P1	L
MS16535-124	18-96	3	P1	S
MS16535-132	2-6	15	P1	S
MS16535-133	12-74	46	P1	S
MS16535-134	18-105	9	P1	S
MS16535-135	18-34	26	P1	S
MS16535-136	18-100	3	P1	S
MS16535-155	18-108	5	P1	S
MS16535-63	30-56	4	P1	S
MS16535-64	14-51	22	P1	S
MS16535-65	18-95	27	P1	S
MS16562-11	22-92	2	P1	L
MS16562-194	22-19	1	P1	L
	35-4	1	P1	L
MS16562-206	22-31	1	P1	L
	35-5	1	P1	L
MS16562-211	22-41	1	P1	L
MS16624-1018	22-44	1	P1	L
MS16624-1050	22-97	4	P1	L
MS16633-4018	22-44	1	P1	L
MS16997-30	35-3	1	P1	L
MS17160-26	25-61	1	P1	S
MS17160-32	21-36	1	P1	S
MS17160-5	23-1	2	P1	S
MS18130-1	12-85	8	P1	S
MS18130-22	28-176	1	P1	L
MS18130-4	28-87	1	P1	L
MS18130-5	28-83	1	P1	L
MS21208C0820	16-97	4	P1	S
MS21209C0615	18-110	7	P1	S
MS21209C0620	22-156	4	P1	L
MS21209C0815	10-19	6	P1	S
MS21209F1-15	12-151	16	P1	S
MS21332-11	22-29	1	P1	L
MS21332-21	22-28	1	P1	L
MS21332-41	22-30	2	P1	L
MS245N	12-4	1	P1	S
MS24693-26	22-49	6	P1	L
MS24693C1	20-51	1	P1	S
MS24693C24	20-6	6	P1	S
MS24693C25	20-48	1	P1	S
MS24693S26	21-8	10	P1	S
MS24693S270	20-3	2	P1	S
MS24693S272	20-65	9	P1	S
MS24693S28	22-171	1	P1	L
MS24693S49	20-38	6	P1	S
MS24693S50	20-44	12	P1	S
MS24693S51	22-16	4	P1	L
MS25036-106	18-69	2	P1	S
MS25043-14C	18-30	1	P1	S
MS25082-1	16-84	2	P1	S
MS25082-12	14-7	5	P1	S
MS25082-2	12-98	6	P1	S
MS25082-3	11-9	12	P1	S
MS25082-7	18-17	3	P1	S
MS25281-2	25-51	1	P1	S
MS25281-4	22-171	1	P1	L
MS25281-6	25-76	2	P1	S
MS25281F14	20-41	1	P1	S
MS25281R4	10-10	4	P1	S
MS25281R5	33-48	1	P1	S
MS27183-12	25-52	2	P1	S
MS27183-2	2-1	6	P1	S
MS27183-3	12-10	134	P1	S

PART NUMBER	FIGURE AND INDEX NUMBER	QTY. PER ART.	SOURCE CODE	REPAIR CODE
MS27183-4	15-5	18	P1	S
MS27183-42	20-7	14	P1	S
MS27183-5	10-4	99	P1	S
MS27183-6	11-1	49	P1	S
MS27183-7	2-20	84	P1	S
MS27183-8	2-24	13	P1	S
MS3057-16A	2-42	2	P1	S
MS3057-6A	19-38	4	P1	S
MS3102R14S5S	18-29	1	P1	S
MS3102R18-1P	25-50	1	P1	S
MS3102R18-1S	18-50	1	P1	S
MS3108A24-28S	2-41	1	P1	S
MS3108R18-1P	19-36	2	P1	S
MS3108R18-1S	19-35	2	P1	S
MS3108R24-28S	27-2	1	P1	S
MS3367-4-9	16-95	11	P1	S
MS35058-22	18-28	3	P1	S
MS35059-22	25-25	3	P1	S
MS35059-23	18-27	1	P1	S
MS35190-221	15-1	1	P1	S
MS35190-223	16-4	7	P1	S
MS35190-234	20-6	4	P1	S
MS35190-236	20-35	8	P1	S
MS35190-237	11-13	10	P1	S
MS35190-238	20-41	8	P1	S
MS35190-239	18-47	2	P1	S
MS35190-252	18-33	4	P1	S
MS35206-202	2-1	6	P1	S
MS35206-204	10-1	2	P1	S
MS35206-206	12-108	7	P1	S
MS35206-207	12-76	6	P1	S
MS35206-211	22-58	1	P1	L
MS35206-212	12-147	2	P1	S
MS35206-213	12-8	57	P1	L
MS35206-214	15-4	57	P1	S
MS35206-215	13-65	24	P1	L
MS35206-216	17-38	11	P1	S
MS35206-217	16-35	45	P1	S
MS35206-218	22-140	4	P1	L
MS35206-219	22-154	2	P1	L
MS35206-225	12-143	4	P1	S
MS35206-226	12-1	21	P1	S
MS35206-227	12-76	29	P1	S
MS35206-228	11-4	48	P1	S
MS35206-229	13-41	12	P1	S
MS35206-230	11-1	31	P1	L
MS35206-231	10-4	15	P1	S
MS35206-232	10-10	1	P1	S
MS35206-233	23-7	1	P1	S
MS35206-241	22-137	1	P1	L
MS35206-243	18-38	22	P1	S
MS35206-244	11-17	10	P1	S
MS35206-245	2-38	15	P1	S
MS35206-246	12-150	8	P1	S
MS35206-248	11-11	4	P1	S
MS35206-249	23-5	2	P1	S
MS35206-251	14-10	4	P1	S
MS35206-252	15-14	14	P1	S
MS35207-261	20-3	2	P1	S
MS35207-263	2-23	2	P1	S
MS35207-264	33-57	6	P1	S

PART NUMBER	FIGURE AND INDEX NUMBER	QTY. PER ART.	SOURCE CODE	REPAIR CODE
MS35207-268	20- 35	4	P1	S
MS35207-272	2- 22	2	P1	S
MS35333-36	15- 6	11	P1	S
MS35333-37	21- 44	3	P1	S
MS35333-38	12- 98	6	P1	S
MS35333-39	11- 9	14	P1	S
MS35333-40	22- 82	1	P1	L
MS35333-69	28- 3	1	P1	L
MS35333-73	28- 79	1	P1	L
MS35333-74	14- 41	3	P1	S
MS35338-134	28- 30	2	P1	L
MS35338-135	4- 28	19	P1	S
MS35338-39	2- 1	22	P1	S
MS35338-40	12- 10	187	P1	S
MS35338-41	10- 4	171	P1	S
MS35338-42	2- 38	115	P1	S
MS35338-43	2- 25	29	P1	S
MS35338-45	25- 52	2	P1	S
MS35431-8	11- 11	12	P1	S
MS35489-4	14- 9	5	P1	S
MS35489-43	18- 53	1	P1	S
MS35489-6	17- 19	2	P1	S
MS35649-224	28- 3	1	P1	L
MS35649-242	12-123	25	P1	S
MS35649-244	4- 28	3	P1	S
MS35649-262	10- 4	79	P1	S
MS35649-282	11- 11	35	P1	S
MS35649-42	15- 5	5	P1	S
MS35650-302	20- 58	8	P1	S
MS35672-17	18- 25	2	P1	S
MS35691-13	25- 52	2	P1	S
MS51836-307	28-198	2	P1	L
MS51957-127	28- 25	4	P1	L
MS51957-13	30- 21	4	P1	S
MS51957-14	4- 28	7	P1	S
MS51957-15	22- 45	1	P1	L
MS51957-2	28- 30	2	P1	L
MS51957-20	30- 51	1	P1	S
MS51957-31	22- 52	1	P1	L
MS51958-59	21- 42	2	P1	S
MS51958-60	11- 16	2	P1	S
MS51959-45	25- 29	2	P1	S
MS51959-8	28- 66	3	P1	L
MS51963-11	22-175	2	P1	L
MS51963-21	22- 25	4	P1	L
MS51963-22	22- 38	2	P1	L
MS51963-9	22- 40	4	P1	L
MS75008-21	12- 39	4	P1	S
MS75008-22	14- 30	4	P1	S
MS75008-23	14- 30	1	P1	S
MS75008-24	14- 18	1	P1	S
MS75008-28	14- 20	4	P1	S
MS75008-32	15- 35	6	P1	S
MS75008-37	16- 48	4	P1	S
MS75008-40	14- 18	5	P1	S
MS75053-4	28- 38	1	P1	L
MS75083-3	28- 22	1	P1	L
MS75101-11	33- 13	7	P1	S
MS75101-9	30- 33	1	P1	S
MS77068-2	30- 31	1	P1	S
MS77068-4	20- 48	3	P1	S
	16- 32	2	P1	S

PART NUMBER	FIGURE AND INDEX NUMBER	QTY. PER ART.	SOURCE CODE	REPAIR CODE
MS91528-1N2B	22- 1	3	P1	L
MS91528-3S2B	22- 5	1	P1	L
MV1405	28-126	2	P1	L
M39003-01-2254	5- 10	2	P1	S
M39003-01-2259	28- 35	2	P1	L
M39003-01-2268	33- 34	1		
M39003-01-2271	4- 21	3	P1	S
M39003-01-2283	12- 69	1	P1	S
M39003-01-2286	3- 11	8	P1	S
M39003-01-2289	7- 29	11	P1	S
M39003-01-2304	7- 38	8	P1	S
M39003-01-2306	12- 36	9	P1	S
M39003-01-2309	7- 49	1	P1	S
M39003-01-2312	8- 21	6	P1	S
M39003-01-2338	21- 23	1	P1	S
M39003-01-2356	3- 1	14	P1	S
M39003-01-2359	7- 51	2	P1	S
M39003-01-2362	8- 8	2	P1	S
M39003-01-2368	12- 44	1	P1	S
M39003-01-2370	28- 23	1	P1	L
M39003-01-2374	4- 11	3	P1	S
M39003-01-2379	18- 58	1	P1	S
M39003-01-5690	31- 2	1	P1	S
M39012-01-0002	22- 23	4	P1	L
M39012-01-0005	22- 23	4	P1	L
M39012-05-0001	19- 27	8	P1	S
M39012-05-0101	19- 27	8	P1	S
M39012-21-0001	16- 11	2	P1	S
M39012-76-0002	33- 39	1	P1	S
M39012-77-0002	14- 2	2	P1	S
M39014-02-1218	30- 38	1	P1	S
M39014-02-1230	32- 12	8	P1	S
M8113-04T	16- 67	5	P1	S
	16- 68			
	17- 75			
	17- 76			
NAS620-10L	33- 57	6	P1	S
NAS620-2	12- 76	6	P1	S
NAS620-4	25- 7	15	P1	S
NAS620-6	25- 59	2	P1	S
NAS620-8	16- 18	12	P1	S
NAS620C4	4- 28	8	P1	S
NAS620C8	28- 27	4	P1	L
NAS671-4	18- 89	2	P1	S
NAS671-8	23- 23	10	P1	S
NAS705S2	18- 12	14	P1	S
NCN4-2-040-3	16- 90	4	P1	S
	17- 99			
NE51	18- 2	3	P1	S
NFT3H6P1L10-10	18- 43	4	P1	S
	25- 45			
NF207	21- 12	2	P1	S
NL422W01-004	20- 6	6	P1	S
NL523W01-0004	20- 6	6	P1	S
N440-5-8	16- 6	6	P1	S
	17- 6			
N440-5-8	30- 4			
PC50H380	30- 54	1	P1	S
PE6011	16- 84	3	P1	S
	17- 93			
	21- 44			

Section III
Numerical Index

TO 31R2-2GRT-104
NAVELEX 0967-LP-429-5020

PART NUMBER	FIGURE AND INDEX NUMBER	QTY. PER ART.	SOURCE CODE	REPAIR CODE
PIC600	28- 5	1	P1	L
QH902134A	12- 80	6	P1	S
	12-108			
QQW343AWG22	31- 1	AR	P1	S
RCR05G100JS	17- 86	3	P1	S
RCR05G102JS	17- 84	5	P1	S
RCR05G105JS	28- 9	1	P1	L
RCR05G135JS	28- 9	1	P1	L
RCR05G151JS	28- 46	2	P1	L
RCR05G152JS	28-101	1	P1	L
RCR05G181JS	17- 81	1	P1	S
RCR05G182JS	28- 51	1	P1	L
RCR05G200JS	28- 14	1	P1	L
RCR05G201JS	28- 36	3	P1	L
RCR05G221JS	28- 56	1	P1	L
RCR05G222JS	28- 55	1	P1	L
RCR05G243JS	28-113	1	P1	L
RCR05G271JS	28- 63	1	P1	L
RCR05G301JS	28- 60	1	P1	L
RCR05G470JS	28- 44	1	P1	L
RCR05G471JS	28- 45	2	P1	L
RCR05G472JS	28-103	1	P1	L
RCR05G562JS	28-105	1	P1	L
RCR05G823JS	17- 79	1	P1	S
RCR07G100JR	7- 43	6	P1	S
RCR07G100JS	30- 30	2	P1	S
RCR07G101JR	5- 12	5	P1	S
RCR07G101JS	28-143	9	P1	L
RCR07G102JR	3- 10	20	P1	S
RCR07G102JS	28- 47	11	P1	L
RCR07G103JR	3- 19	25	P1	S
RCR07G103JS	28-127	4	P1	L
RCR07G104JR	3- 21	7	P1	S
RCR07G104JS	28-127	2	P1	L
RCR07G105JR	7- 9	3	P1	S
RCR07G106JR	7- 23	1	P1	S
RCR07G106JS	28-164	1	P1	L
RCR07G121JR	6- 21	4	P1	S
RCR07G121JS	28- 88	4	P1	L
RCR07G122JR	3- 28	8	P1	S
RCR07G123JR	23- 42	2	P1	S
RCR07G123JS	13- 62	3	P1	L
RCR07G124JR	5- 33	2	P1	S
RCR07G131JS	33- 78	1		
RCR07G132JR	5- 24	2	P1	S
RCR07G133JR	4- 23	1	P1	S
RCR07G150JR	16- 37	2	P1	S
RCR07G151JR	7- 3	1	P1	S
RCR07G151JS	33- 63	1		
RCR07G152JR	3- 18	9	P1	S
	34- 5	1	P1	S
RCR07G152JS	13- 58	7	P1	L
RCR07G153JR	3- 6	8	P1	S
RCR07G153JS	28-128	1	P1	L
RCR07G154JR	3- 33	2	P1	S
RCR07G162JR	5- 24	1	P1	S
RCR07G163JS	28- 93	1	P1	L
RCR07G180JR	14- 35	3	P1	S
RCR07G181JR	7- 3	2	P1	S
RCR07G181JS	28- 90	3	P1	L
RCR07G182JR	5- 24	4	P1	S

PART NUMBER	FIGURE AND INDEX NUMBER	QTY. PER ART.	SOURCE CODE	REPAIR CODE
RCR07G183JR	3- 26	6	P1	S
RCR07G183JS	28-158	6	P1	L
RCR07G2R7JS	12- 37	1	P1	S
RCR07G200JR	22-124	4	P1	L
RCR07G201JR	13- 9	2	P1	L
RCR07G201JS	28- 32	4	P1	L
RCR07G202JR	3- 10	5	P1	S
RCR07G202JS	29- 13	6	P1	S
RCR07G203JR	14- 26	9	P1	S
RCR07G203JS	28-138	2	P1	L
RCR07G220JR	6- 1	4	P1	S
RCR07G220JS	23- 20	2	P1	S
RCR07G221JR	3- 8	4	P1	S
RCR07G221JS	33- 66	1	P1	S
RCR07G222JR	4- 6	12	P1	S
RCR07G222JS	13- 59	4	P1	L
RCR07G223JR	6- 19	2	P1	S
RCR07G224JR	3- 9	2	P1	S
RCR07G225JR	3- 5	1	P1	S
RCR07G242JS	28-107	3	P1	L
RCR07G243JR	16- 63	1	P1	S
RCR07G270JS	28-151	1	P1	L
RCR07G271JR	4- 24	3	P1	S
RCR07G271JS	13- 61	2	P1	L
RCR07G272JR	3- 4	9	P1	S
RCR07G272JS	28-180	1	P1	L
RCR07G273JR	4- 1	9	P1	S
RCR07G274JR	3- 17	1	P1	S
RCR07G3R3JS	33- 69	2	P1	S
RCR07G3R9JS	33- 69	2	P1	S
RCR07G300JR	16- 81	1	P1	S
RCR07G300JS	28- 89	1	P1	L
RCR07G301JR	14- 34	6	P1	S
RCR07G301JS	28-130	6	P1	L
RCR07G302JS	28- 48	6	P1	L
RCR07G303JR	16- 59	3	P1	S
RCR07G303JS	28-173	3	P1	L
RCR07G330JR	13- 36	3	P1	L
RCR07G330JS	28- 50	1	P1	L
RCR07G331JR	5- 3	4	P1	S
RCR07G332JR	4- 17	8	P1	S
RCR07G332JS	29- 21	3	P1	S
RCR07G333JR	8- 15	2	P1	S
RCR07G334JR	5- 34	5	P1	S
RCR07G361JR	14- 17	2	P1	S
RCR07G361JS	33- 51	1	P1	S
RCR07G362JR	26- 11	1	P1	S
RCR07G390JR	16- 61	2	P1	S
RCR07G390JS	28-146	2	P1	L
RCR07G391JR	7- 19	3	P1	S
RCR07G392JR	4- 10	9	P1	S
RCR07G392JS	17- 87	2	P1	S
RCR07G393JR	6- 16	7	P1	S
RCR07G393JS	30- 36	1	P1	S
RCR07G394JR	6- 17	1	P1	S
RCR07G4R7JS	33- 69	2	P1	S
RCR07G431JS	28-123	1	P1	L
RCR07G432JR	4- 16	1	P1	S
RCR07G433JR	16- 74	2	P1	S
RCR07G470JR	12- 15	3	P1	S

PART NUMBER	FIGURE AND INDEX NUMBER	QTY. PER ART.	SOURCE CODE	REPAIR CODE
RCR07G470JS	28-145	2	P1	L
RCR07G471JR	6- 24	4	P1	S
RCR07G472JR	5- 29	9	P1	S
RCR07G472JS	25-153	8	P1	S
RCR07G473JR	5- 9	4	P1	S
RCR07G473JS	30- 28	1	P1	S
RCR07G474JR	18- 56	1	P1	S
RCR07G5R1JR	4- 25	4	P1	S
RCR07G5R6JR	12- 26	16	P1	S
RCR07G511JR	3- 12	7	P1	S
RCR07G511JS	28-150	3	P1	L
RCR07G512JR	4- 13	4	P1	S
RCR07G512JS	17- 88	3	P1	S
RCR07G513JR	6- 9	1	P1	S
RCR07G514JR	16- 26	1	P1	S
RCR07G560JR	13- 29	2	P1	L
RCR07G561JR	12-124	2	P1	S
RCR07G561JS	28-124	1	P1	L
RCR07G562JR	3- 16	12	P1	S
RCR07G562JS	28-159	1	P1	L
RCR07G563JR	3- 38	4	P1	S
RCR07G563JS	30- 49	1	P1	S
RCR07G6R8JS	33- 69	2	P1	S
RCR07G620JR	14- 22	3	P1	S
RCR07G621JR	3- 27	5	P1	S
RCR07G621JS	32- 25	1	P1	S
RCR07G622JR	5- 27	2	P1	S
RCR07G623JR	5- 8	2	P1	S
RCR07G680JR	3- 29	1	P1	S
RCR07G680JS	29- 2	1	P1	S
RCR07G681JR	3- 32	5	P1	S
RCR07G681JS	28-179	7	P1	L
RCR07G682JR	3- 34	4	P1	S
RCR07G683JR	5- 20	7	P1	S
RCR07G683JS	28- 92	1	P1	L
RCR07G684JR	24- 13	1	P1	L
RCR07G684JS	29- 6	1	P1	S
RCR07G750JR	16- 53	1	P1	S
RCR07G750JS	16- 69	1	P1	S
RCR07G751JS	30- 27	1	P1	S
RCR07G752JS	28-106	2	P1	L
RCR07G8R2JS	33- 69	2	P1	S
RCR07G820JR	16- 36	2	P1	S
RCR07G820JS	33- 46	2	P1	S
RCR07G821JR	8- 19	4	P1	S
RCR07G821JS	13- 58	2	P1	L
RCR07G822JR	5- 17	6	P1	S
RCR07G822JS	28-121	2	P1	L
RCR07G823JR	6- 22	3	P1	S
RCR07G823JS	30- 43	1	P1	S
RCR07G824JR	8- 27	1	P1	S
RCR07G9R1JR	16- 37	1	P1	S
RCR07G910JR	15- 34	1	P1	S
RCR07G910JS	28-102	1	P1	L
RCR07G911JR	9- 35	4	P1	S
RCR07G911JS	33- 47	1	P1	S
RCR07G914JR	3- 35	5	P1	S
RCR20G100JR	9- 17	7	P1	S
RCR20G100JS	12- 59	4	P1	S
RCR20G101JR	12- 81	6	P1	S
RCR20G102JR	3- 31	2	P1	S

PART NUMBER	FIGURE AND INDEX NUMBER	QTY. PER ART.	SOURCE CODE	REPAIR CODE
RCR20G103JS	29- 17	2	P1	S
RCR20G106JR	20- 30	1	P1	S
RCR20G120JR	10- 8	2	P1	S
RCR20G123JR	20- 21	1	P1	S
RCR20G162JR	13- 32	1	P1	L
RCR20G182JR	9- 29	1	P1	S
RCR20G2R7JR	10- 8	1	P1	S
RCR20G200JS	33- 52	1	P1	S
RCR20G221JR	20- 22	1	P1	S
RCR20G272JR	20- 22	1	P1	S
RCR20G302JR	16- 73	1	P1	S
RCR20G330JR	12- 22	2	P1	S
RCR20G331JR	12- 66	2	P1	S
RCR20G391JR	13- 31	1	P1	L
RCR20G392JR	16- 76	2	P1	S
RCR20G4R7JS	13- 72	1	P1	L
RCR20G473JR	22-133	1	P1	L
RCR20G474JS	18- 42	4	P1	S
RCR20G511JR	20- 22	1	P1	S
RCR20G622JR	17- 29	1	P1	S
RCR20G751JS	28-187	1	P1	L
RCR32G100JR	12- 59	1	P1	S
RCR32G102JR	9- 15	3	P1	S
RCR32G182JR	9- 15	1	P1	S
RCR32G222JR	12- 23	1	P1	S
RCR32G223JR	26- 17	2	P1	S
RCR32G270JR	12- 11	1	P1	S
RCR32G272JR	3- 22	4	P1	S
RCR32G272JS	29- 15	2	P1	S
RCR32G330JR	21- 29	1	P1	S
RCR32G331JS	28- 94	2	P1	L
RCR32G390JR	12- 32	3	P1	S
RCR32G510JR	4- 12	1	P1	S
RCR32G910JR	6- 11	2	P1	S
RC32GF151J	12- 77	6	P1	S
RC42GF101J	12- 71	1	P1	S
RC42GF151J	12-109	9	P1	S
RC42GF152J	23- 46	1	P1	S
RC42GF182J	4- 26	1	P1	S
RC42GF201J	4- 18	1	P1	S
RC42GF222J	23- 48	1	P1	S
RC42GF223J	23- 44	1	P1	S
RC42GF241J	4- 19	1	P1	S
RC42GF273J	20- 16	3	P1	S
RC42GF331J	21- 10	1	P1	S
RC42GF390J	26- 18	2	P1	S
RC42GF394J	20- 31	5	P1	S
RC42GF750J	12-122	6	P1	S
RE65GR100	10- 1	1	P1	S
RF03281	22-148	1	P1	L
RG142BU	12-134	AR	P1	S
RG178BU	28- 31	AR	P1	L
RG188AU	14- 53	AR	P1	S
RG188U	18- 73	AR	P1	S
RG213U	19- 30	AR	P1	S
RG214U	19- 34	AR	P1	S
RG316U	28- 81	AR	P1	L
RG55BU	2- 29	AR	P1	S
RG58CU	22- 61	AR	P1	L
RJR24CP103P	32- 11	4	P1	S

Section III
Numerical Index

TO 31R2-2GRT-104
NAVELEX 0967-LP-429-5020

PART NUMBER	FIGURE AND INDEX NUMBER	QTY. PER ART.	SOURCE CODE	REPAIR CODE
RJR24CP203M	32- 6	2	P1	S
RJ50CP202	28- 18	2	P1	L
RL2006-37-120-20PT1	34- 7	1	P1	S
RM741T	7- 45	2	P1	S
	17- 89			
RNC55H1001FM	32- 38	4	P1	S
RNC55H1002FM	32- 5	4	P1	S
RNC55H1003FM	32- 3	8	P1	S
RNC55H1102FM	32- 5	4	P1	S
RNC55H1212FM	32- 21	2	P1	S
RNC55H1213FM	32- 4	2	P1	S
RNC55H1302FM	32- 5	4	P1	S
RNC55H1402FM	32- 5	4	P1	S
RNC55H1501BM	32- 13	2	P1	S
RNC55H1502FM	32- 5	2	P1	S
RNC55H1622FM	32- 5	2	P1	S
RNC55H1742FM	32- 5	2	P1	S
RNC55H1822FM	32- 5	2	P1	S
RNC55H1963FM	32- 16	6	P1	S
RNC55H2001FM	32- 21	2	P1	S
RNC55H3010FM	32- 16	1	P1	S
RNC55H3011FM	32- 9	4	P1	S
RNC55H3322FM	32- 15	2	P1	S
RNC55H4021FM	32- 9	4	P1	S
RNC55H4022FM	32- 20	1	P1	S
RNC55H4222FM	32- 33	1		
RNC55H4642BM	32- 34	1	P1	S
RNC55H4992BM	32- 37	6	P1	S
RNC55H5111FM	32- 9	4	P1	S
RNC55H6041FM	32- 9	4	P1	S
RNC55H6812FM	32- 8	3	P1	S
RNC55H7151FM	32- 9	4	P1	S
RNC55H7871FM	32- 21	2	P1	S
RNC55H825OFS	34- 2	2	P1	S
RNC55H8871FM	32- 21	2	P1	S
RN55D1001F	23- 32	2	P1	S
RN55D1002F	7- 32	2	P1	S
RN55D1182F	9- 16	1	P1	S
RN55D1211F	28-116	1	P1	L
RN55D1302F	10- 2	1	P1	S
RN55D1372F	7- 18	1	P1	S
RN55D1432F	7- 22	1	P1	S
RN55D1501F	5- 24	1	P1	S
RN55D1651F	20- 19	1	P1	S
RN55D1742F	3- 26	1	P1	S
RN55D1821F	28-115	1	P1	L
RN55D2211F	28-122	1	P1	L
RN55D2212F	24- 26	1	P1	L
RN55D2672F	5- 18	2	P1	S
RN55D3011F	7- 22	2	P1	S
RN55D3241F	5- 11	1	P1	S
RN55D3320F	5- 3	1	P1	S
RN55D3740F	17- 80	3	P1	S
RN55D4321F	5- 30	4	P1	S
RN55D4752F	5- 9	1	P1	S
RN55D5110F	7- 19	1	P1	S
RN55D5231F	5- 5	2	P1	S
RN55D5621F	5- 7	4	P1	S
RN55D6041F	5- 30	1	P1	S
RN55D6810F	28-111	2	P1	L
RN55D6811F	7- 24	1	P1	S
RN55D6982F	5- 20	1	P1	S
RN55D7151F	6- 23	2	P1	S

PART NUMBER	FIGURE AND INDEX NUMBER	QTY. PER ART.	SOURCE CODE	REPAIR CODE
RN55D7321F	7- 31	1	P1	S
RN55D7500F	7- 20	3	P1	S
RN55D8250F	28-119	1	P1	L
RN55D8251F	28- 20	1	P1	L
RN55D90R9F	7- 20	2	P1	S
RN55D9310F	28-118	1	P1	L
RN55D9311F	6- 13	2	P1	S
RN55D9531F	9- 2	1	P1	S
RN60D1004F	9- 26	1	P1	S
RN60D1501F	20- 20	1	P1	S
RN60D2493F	23- 31	1	P1	S
RN60D3011F	24- 26	1	P1	L
RN60D4321F	24- 20	1	P1	L
RN60D6193F	9- 23	1	P1	S
RN65D7873F	23- 43	1	P1	S
RN70D1004F	20- 23	1	P1	S
RN70D1334F	20- 24	1	P1	S
RTH42ES122J	34- 9	1	P1	S
RV6LAYS102A	16- 25	2	P1	S
RV6LAYS103A	14- 39	1	P1	S
RV6LAYS251A	17- 28	1	P1	S
RV6LAYS252A	15- 2	2	P1	S
RV6LAYS253A	15- 2	1	P1	S
RWR74S1001FR				
RWR81SR102FP	33- 58	1		
RWR81S34R8FR	34- 3	1	P1	S
RWR84S64R9FP	33- 71	1		
RWR84S80R6FP	33- 68	1		
RW21V100	13- 98	1	P1	L
RW21V153	20- 4	1	P1	S
RW21V4R7	12-150	1	P1	S
RW67V271	13- 44	1	P1	L
RW68V100	20- 47	1	P1	S
RW80UR499F	17- 85	1	P1	S
AMS1KDD	25- 67	2	P1	S
SE099E01	12-123	1	P1	S
SE109D01	12-149	4	P1	S
SE12XC01	31- 10	1	P1	S
SG105J	28- 10	1	P1	L
SJ6738H	10- 15	1	P1	L
SK600	22-136	1	P1	S
SK610	22-122	1	P1	L
SMV1245RL	28-126	2	P1	L
SM1PN	22- 74	1	P1	L
SM1SN	25- 11	1	X1	S
SN52741L00	7- 45	2	P1	S
	17- 91			
SN54H00J00	28- 43	1	P1	L
SN54H102J00	28- 42	1	P1	L
SN54H11J00	28- 34	1	P1	L
SN54196J00	28- 33	1	P1	L
SN54197J00	28- 41	1	P1	L
SPT3771T	21- 44	1	P1	S
AMS1KDD7MILG3278A	25- 67	2	P1	S
STC7627	14- 44	3	P1	S
STSM7	16- 89	12	P1	S
	17- 98			
ST824	28- 58	2	P1	L
SOS440-4	25- 30	2	X1	S
SOS440-6	15- 49	6	P1	S
SOS440-8	14- 54	5	P1	S
SOS632-18	11- 5	4	P1	S
SOS832-12	18-103	5	X2	S
S512	18- 31	1	P1	S

PART NUMBER	FIGURE AND INDEX NUMBER	QTY. PER ART.	SOURCE CODE	REPAIR CODE
TS103P01	23-21	1	P1	S
TXBE019-021G	15-45	2	P1	S
UG1464U	14-2	2	X2	S
UG1465U	12-135	17	P1	S
UG1466U	14-4	2	P1	S
UG536BU	2-28	1	P1	S
UP131M	SEE WC596/13-3			
U2184	8-37	1	P1	S
U2584	8-37	1	P1	S
U311	28-131	1	P1	L
VK11CX100K	12-30	1	P1	S
VK11CX102K	12-42	7	P1	S
	12-89			
	13-30			L
VK11CX270K	12-17	1	P1	S
VK11CX331K	12-13	4	P1	S
VK11CX471K	22-120	2	P1	L
	22-132			
VK11CX472K	12-57	3	P1	S
	13-49			L
VY10CA3R3BE	22-113	3	P1	L
	22-114			
VY10CA3R3CE	22-113	3	P1	L
	22-114			
WC596/13-3	2-45	4	P1	S
	19-22			
	27-4			
	27-10			
YC252R	29-7	1	P1	S
0-2217-134-D502	35-6	1	P1	D
0-2217-134-D503	35-1	1	P1	D
0-2217-134-D504	35-2	1	P1	D
01-0101-0056	25-15	AR	M	F
03-0101-6625	22-15	2	P1	L
	25-33			
030-1952-000	12-140	92	P1	S
	13-88			L
	14-8			
	15-11			
	16-14			
	17-14			
	21-51			
	23-10			
	24-21			L
	25-63			L
	28-193			
	30-18			
030-1953-000	33-43	59	P1	S
	18-64			
	21-48			
	25-37			
05CC652J-EC-S	34-10	1	P1	S
056HL260T450B	20-42	1	P1	S
07-0601-1646	22-96	1	P1	L
07-0601-1651	25-20	1	P1	S
1DC203-5PCT220S1L	25-19	1	P1	S
1N4106	26-23	1	P1	S
1N4145	4-7	1	P1	S
1N5523B	28-184	1	P1	L
1N5525B	28-96	1	P1	L
1N5534B	28-182	1	P1	L
1N5767	33-31	1		
100-1020P	20-58	22	P1	S
	22-75			L
100-1020S	25-9	21	P1	S
	25-41			

PART NUMBER	FIGURE AND INDEX NUMBER	QTY. PER ART.	SOURCE CODE	REPAIR CODE
100-341-2	14-51	3	P1	S
100Y5070855	12-31	4	P1	S
	13-82			L
	22-60			L
10047DAP	33-80			
	3-37	57	P1	S
	4-3			
	5-15			
	6-4			
	7-13			
	8-10			
	9-14			
	14-41			
	16-47			
	16-80			
	17-51			
	17-83			
	21-21			
	24-10			L
	26-5			
	28-54			L
	28-59			L
	28-109			L
	28-132			L
	28-155			L
	28-162			L
	28-167			L
	29-11			
	30-48			
	32-24			
101001	2-6	15	P1	S
	17-107			
	19-7			
101222	18-16	3	P1	S
	19-17			
103-00008	23-44	1	P1	S
103P525A1	18-43	4	P1	S
	25-45			
104JX10496TA	18-43	4	P1	S
	25-45			
118-004-04	18-66	8	P1	S
1250-237	12-146	10	P1	S
	13-94			L
1301	3-2	7	P1	S
	7-36			
	7-45			
	9-30			
	29-25			
132-0997	18-1	3	P1	S
	25-5			
133-107	16-21	4	P1	S
	16-23			
	17-24			
	17-26			
1414-10	11-16	10	P1	S
	14-3			
	15-8			
	20-54			
	21-42			
1415-8	19-4	1	P1	S
148-0002-001	15-4	2	P1	S

**Section III
Numerical Index**

T.O. 31R2-2GRT-104
NAVELEX 0967-LP-429-5020

PART NUMBER	FIGURE AND INDEX NUMBER	QTY. PER ART.	SOURCE CODE	REPAIR CODE	PART NUMBER	FIGURE AND INDEX NUMBER	QTY. PER ART.	SOURCE CODE	REPAIR CODE
148-0004-001	16- 70	4	P1	S	234-09-11-100	21- 50			
148-0004-041	17- 77					25- 65			
	16- 70	7	P1	S		28-194			L
	17- 77					30- 19			
1504-1-0519	30- 45				234-25-11-100	23- 12	2	P1	S
151	18- 75	1	X2	S		24- 23			L
1703-9	18- 8	1	X2	S	2521-267848	18- 11	2	P1	S
1712	28-142	1	P1	L		25- 7			S
1720-05-00-4102	28- 77	1	P1	L	260P10456S4	25- 59	1	P1	S
	18- 17	3	X2	S	260P47496S4	21- 13	1	P1	S
	19- 19				2711-24827N140	16- 86	4	P1	S
180-2751-02-05-00	28- 73	6	P1	L		17- 95			
	28-147				30D203	10- 3	2	P1	S
	28-188				30-9782	21- 39	1	P1	S
18125C104MA2060	12- 41	9	P1	S	300-100W5R104K	3- 1	13	P1	S
	12- 42					7- 17			
	33- 8					8- 6			
193-0008-001	14- 43	3	P1	S		9- 34			
193-0008-053	14- 43	1	P1	S		12- 62			
193-0034-051	22- 82	1	P1	L		13- 7			L
2AC6	23- 16	1	P1	S		13- 51			
2N3741	4- 28	3	P1	S		14- 23			L
	10- 4					15- 38			
2N3766	18- 59	1	P1	S	310012	25- 43	2	X2	S
2N3771	16- 84	2	P1	S	310013	18- 38	2	X2	S
	21- 44				314010	19- 12	3	P1	S
2N3866A	14- 44	3	P1	S		25- 21			
2N4072	15- 29	1	P1	S		25- 22			
2N4208	19- 57	2	P1	S	314015	19- 13	2	P1	S
2N4240	20- 11	1	P1	S		25- 22			
2N4393	28-166	1	P1	L	318-15-99-056	12-139	20	P1	S
2N5109	15- 27	1	P1	S		13- 1			L
2N5179	16- 46	7	P1	S		14- 5			
	17- 49					15- 9			
	30- 47					16- 12			
2N5301	10- 15	1	P1	S		17- 12			
206-00061	26- 16	1	P1	S		21- 7			
207-140201-00-0101	19- 6	2	P1	S		25- 64			
207CB	21- 12	2	P1	S		28-192			L
2102-04-02	16- 29	3	P1	S		30- 17			
	17- 32				318-15-99-058	25- 35	6	P1	S
	18- 76				33302-3	16- 54	3	P1	S
2102-06-03	10- 7	19	P1	S		17- 57			
	10- 18					30- 52			
	18- 39				33302B	16- 54	3	P1	S
	18- 62					17- 57			
	20- 12					30- 52			
	20- 43				34N093F1	28-200	3	P1	L
	21- 47				36D7032	11- 16	2	P1	S
	25- 34					21- 43			
229-5001	28- 3	1	P1	L	37009-678	18- 47	1	X2	S
232-353509-03	20- 53	1	P1	S	37308-682	11- 4	1	X2	S
233-09-11-100	25- 39	1	P1	S	37308-722	11- 3	1	X2	S
233-25-11-100	25- 36	2	P1	S	39006B	22- 36	1	P1	L
234-09-11-100	12-141	11	P1	S	40TB8	20- 61	2	P1	S
	13- 87			L		23- 7			
	14- 6				403-30-15-119-410	12-140	92	P1	S
	15- 10					13- 88			L
	16- 13					14- 8			
	17- 13					15- 11			
	21- 6					16- 14			

PART NUMBER	FIGURE AND INDEX NUMBER	QTY. PER ART.	SOURCE CODE	REPAIR CODE	PART NUMBER	FIGURE AND INDEX NUMBER	QTY. PER ART.	SOURCE CODE	REPAIR CODE
403-30-15-119-410	17- 14 21- 51 23- 10 23- 22 25- 63 28-193 30- 18 33- 43			L	500126-1	See G62266 See 5015-10060-04003 See 8004892G1 See 8006074G1			
410771-25	21- 56 23- 52	10	X2	S	500190-1 500190-2 500627-1 500731-1 501058-7 501062-1 501076-1 501160-2			F S	
410771-6	20- 36	5	X2	S	See 1712 See 207-140201-00-010 33- 14 2 See LK20-106YB See CC218 See 300-100W5R104K See 5601-1 See 54-803-012 See FA5C102W See CV31A180 See 51712001 See 1250-237 See 51712011 See 3607032 See FAH5759V See 056HL260T450B See CE13C330R See 193-0034-051 See 148-0002-001 See 148-0004-001 See 148-0004-041 See 193-0008-001 See 193-0008-053 20- 46 1 P1 S				
413710-12	See CA50047				501170-12 501171-1				
414	13- 66	2	X2	L	501172-1 501174-102 501175-1				
414-30-14-227-410	21- 48 25- 37 28- 71	41	P1	S	501175-2 501178-5				
42N062FL	30- 65	3	P1	L	501182-3				
434515	2- 50	REF	P1	S	501185-15 501185-2 501185-4				
4397-122	16- 96	AR	P1	S	501185-9				
44LN040C	17-104 30- 61	6	P1	S	501187-1 501188-30 501188-31 501191-1 501191-2 501191-3 501191-4 501191-7 501191-8				
44LN056C	23- 24	2	P1	S	501191-9 501195-1 501195-16 501195-6				
44LN093C	23- 24	2	P1	S	501196-104 501196-106 501196-120 501196-48 501196-51 501196-58				
44N093EXR4	28-199	3	P1	L	See 8300-006C060910J See 8300-006C060820J See 8300-004C060220J See 8310-004C060220J See ATC101B82-1JPX See C17CG821J100TL See ATC701B10-2JC See ATC701B10-2JPX See C17CG102J100TL See ATC200B10-4MC See ATC200B10-4MPX See 18125C104MA2060 See ATC01B3R9-DCPX See C17AH3R9C500TL See ATC101B5R1-0CPX See MA2B5R1C-05 See ATC101B10-0JC See ATC101B10-0CPX See C17AH100J500TL See MA2B100J-05 See ATC101B12-0JC See ATC101B15-0JC				
4590-2201	2- 50	AR			501196-60 501196-62				
4590-2203	2- 50	AR							
4590-2205	2- 50	AR							
4590-2209	2- 50	AR							
4590-220907	2- 50	AR							
4590-2210	2- 50	AR							
46S(0.093)ST14	25- 84	6	X2	S					
4837-1-05-16	20- 71	1							
4875-1-0519	18- 90 25- 38 25- 57	3	P1	S					
4894-1-0516	10- 9 10- 12	3	P1	S					
495320	10- 16 16- 87 17- 96 21- 45	4	P1	S					
495334-7	10- 6 10- 17 18- 61 20- 14 21- 46	11	P1	S					
5-102N674-70	2- 3 19- 3	15	P1	S					
5-646N674-70	14- 13 15- 17 16- 20 17- 23 18- 20 20- 34 21- 2 23- 6 28- 28 30- 13	28	P1	S					
5P4062	18- 17 24- 6	3	P1	S					
50-047-0000	12- 9 13- 2	2	P1	S L					

**Section III
Numerical Index**

TO 31R2-2GRT-104
NAVELEX 0967-LP-429-5020

PART NUMBER	FIGURE AND INDEX NUMBER	QTY. PER ART.	SOURCE CODE	REPAIR CODE
501196-62	See ATC101B15-0CPX See C17AH150J500TL See MA2B150J-05			
501196-64	See ATC101B18-0JC See ATC101B18-0CPX See C17AH180J500TL See MA2B180J-05			
501196-66	See ATC101B22-0CPX See C17AH220J500TL			
501196-68	See ATC101B27-0JPX See C17AH270J500TL See MA2B270J-05			
501196-72	See ATC101B39-0JC See ATC101B39-0JPX See C17AH390J500TL See MA2B390J-05			
501196-76	See ATC101B56-0JC See ATC101B56-0JPX See C17AH560J500TL See MA2B560J-05			
501196-79	See ATC101B75-0JPX See C17AH750J500TL			
501196-80	See ATC101B82-0JC			
501196-82	See ATC101B10-1JC See ATC101B10-1JPX See 17AH101J500TL See MA2B101J-05			
501196-84	See ATC101B12-1JC See ATC101B12-1JPX See C17AH121J300TL See MA2B121J-05			
501196-86	See ATC101B15-1JC See ATC101B15-1JPX See C17AH151J300TL See MA2B151J-05			
501196-89	See ATC101B20-1JC See ATC101B20-1JPX See C17AH201J300TL See MA2B201J-05			
501196-90	See ATC101B22-1JC See ATC101B22-1JPX See C17AH221J200TL See MA2B221J-05			
501196-92	See ATC101B27-1JC See ATC101B27-1JPX See C17AH271J200TL See MA2B271J-05			
501196-94	See ATC101B33-1JC See ATC101B33-1JPX See C17AH331J200TL See MA2B331J-05			
501196-98	See ATC701B47-1JPX			
501197-1	12-138 AR X2 13- 86 33- 6 33- 42			S L
501217-1	See VY10CA3R3BE See VY10CA3R3CE See ATC100B3R3CMS10			

PART NUMBER	FIGURE AND INDEX NUMBER	QTY. PER ART.	SOURCE CODE	REPAIR CODE
501218-1	See EF12-1000GMV			
501231-1	22-106 1		P1	L
501236-1	28- 6 2		P1	L
501240-1	See CK60BX2R2K			
501240-10	See CK60BX6R8K			
501240-13	See CK60BX100K			
501240-16	See CK60BX150K			
501240-19	See CK60BX220K			
501240-25	See CK60BX470K			
501240-28	See CK60BX680M			
501240-31	See CK60BX101K			
501240-4	See CK60BX3R3K			
501240-43	See CK60AX471K			
501240-58	See CK60AW102M			
501240-64	See CK60AW152M			
501240-76	See CK62AW332M			
501240-85	See CK63AW103M			
501240-88	See CK61AW222M			
501243-1	See 5054Y5R102PA			
501365-1	See VK11CX100K			
501365-19	See VK11CX331K			
501365-21	See VK11CX471K			
501365-25	See VK11CX102K			
501365-33	See VK11CX472K			
501365-6	See VK11CX270K			
501370-1	See NFT3H6P1L1D-10 See 104JX10496TA See 103P525A1			
5015-10060-04003	19- 37 4		P1	S
501909-1	27- 25			
501910-1	See 100-341-2			
501911-2	13- 95 1		X2	L
501912-1	See 232-353509-03			
502056-101	28- 82 1		P1	L
	See DEL9PF0 See DEC9PF0 See 234-09-11-100			
502056-110	See DBU25PF0 See DEC25PF0 See 234-25-11-100			
502056-201	See DEL9SF0 See DEC9SF0 See 233-09-11-100			
502056-213	See DBU25SF0 See DEC25SF0 See 233-25-11-100			
502056-301	See D20419 See 318-15-99-056			
502056-302	See D20418-2 See 318-15-99-058			
502056-308	See D20419-18			
502056-311	See D20418-26			
502056-401	See 030-1952-000 See 403-30-15-119-410			
502056-402	See 030-1953-0000 See 414-30-14-227-410			
502060-1	See 700063 See 50-047-0000			
502066-105	See 70-6015-1107-00 See 118-004-04			
502072-1	See S512			

T.O. 31R2-2GH1-104
NAVELEX 0967-LP-429-5020

Section III
Numerical Index

PART NUMBER	FIGURE AND INDEX NUMBER	QTY. PER ART.	SOURCE CODE	REPAIR CODE	PART NUMBER	FIGURE AND INDEX NUMBER	QTY. PER ART.	SOURCE CODE	REPAIR CODE
502079-1	See 7484				507303-1	22-165	1	P1	L
502079-3	See 7485G				507304-1	22-143	1	P1	L
502080-1	See KS99-27				507308-1	22-169	1	P1	L
502080-2	See KS59-34				507309-1	2- 48	4	P1	S
502080-3	See KS59-35					19- 25			
502082-15	See KA71-02					27- 7			
502082-4	See 60T4000					27- 13			
502082-6	See KA51-03				507377-2	See MC10531L			
	See KA59-191				507378-1	See SN54H00J00			
502093-1	See SM1SN				507379-1	See SN54H11J00			
502093-2	See SM1PN				507380-1	See SN54196J00			
502094-1	See 39006B				507381-1	See SN54197J00			
502098-1	See RFO3281				507382-1	See SN54H102J00			
502104-1	See 100-1020S				507383-1	See LM101AH			
502105-1	See 100-1020P				507384-1	See P10600			
502106-1	See MRAC14PN				507385-1	See 1703-9			
502106-2	See MRAC14SN				507386-1	See SG105J			
502106-3	See MRAC14PJT				507386-2	See LM105H			
502106-4	See MRAC14SJ				507387-1	See CA3118T			
503855-1	See 434515					See 84561			
504706-1	See 1N5767				507432-1	32- 7	2	P1	S
504736-1	See QH902134A				507577-1	See 70-4WL3-2G			
504809-1	See DX393					See 101222			
504856-1	15- 3	6	P1	S	507976-1	See KL701G			
	16- 10				507976-2	See KL1251G		P1	S
	17- 10				508027-1	18- 43	2	P1	S
504856-2	14- 15	3	P1	S		25- 45			
504856-3	30- 8	3	P1	S	508121-1	See 132-0997			
505127-41	See SOS440-4				5082-2835	14- 31	3	P1	S
505127-42	See SOS440-6					15- 39			
505127-43	See SOS440-8					33- 27			
505127-5	See BCS440-24				5082-8906	12-125	8	P1	S
505127-64	See SOS632-18					13- 60			L
505127-77	See SOS832-12					28- 64			L
5054Y5R102PA	20- 64	1	P1	S		28-110			L
505516-11	18- 51	1	P1	S		33- 82			
505516-13	22- 50	1	P1	S	5082-8916	14- 31	2	P1	S
505516-23	22- 50	1	P1	S		15- 39			
505516-25	18- 51	1	P1	S	5082-9429	28- 11	5	P1	L
505526-1	See 51-721-001					28- 64			
505527-1	2- 38	1	P1	S	508258-7	See 2521-267848			
505527-2	2- 38	1	P1	S	508456-1	17- 58	1	P1	S
505541-1	See 8009560G1				508565-2	See 58N091EXH3C			
505900-1	22-111	1	P1	L	508565-4	See 58N125EXH3C			
506197-1	22- 94	2	X2	L	508565-6	See 44N093EXR4			
	22-153				508566-1	See 44LN040C			
506365-1	16- 35	3	X2	S	508566-11	See 58LN078C			
	17- 37				508566-2	See 44LN056C			
	30- 51				508566-3	See 56LN056C			
506435-1	See 133-107				508566-4	See 58LN056C			
506436-1	23- 18	1			508566-5	See 51LN056C			
506475-1	See NF207				508566-6	See 56LN093C			
	See 207CB				508566-7	See 58LN093C			
507253-1	See A10012DIAL				508566-8	See 51LN093C			
507253-12	See 10047DAP				508566-9	See 44LN093C			
507292-1	See 495320				508570-1	See NCN4-2-04C-3			
507292-2	See DF31A				508581-7	See 44N093FL			
507292-3	See 495334-7				508581-8	See 42N062FL			
507292-6	See 2711-24827N140				508874-13	See 5-646N674-70			
507293-1	See DF6C				508874-15	See 5-02N674-70			
507293-2	See DF3D				508933-5	28-195	1	P1	L
507296-3	See 7717-20DAP				509005-1	See 79R5025-062-0365			

Section III
Numerical Index

TO 31R2-2GRT-104
NAVELEX 0967-LP-429-5020

PART NUMBER	FIGURE AND INDEX NUMBER	QTY. PER ART.	SOURCE CODE	REPAIR CODE	PART NUMBER	FIGURE AND INDEX NUMBER	QTY. PER ART.	SOURCE CODE	REPAIR CODE
509005-2	See 79R5025-062		2-0335		511792-3	See U2584			
509139-1	26- 28	1			511793-1	See FN1865			
509146-12	18- 54	1	P1	S		See PE6011			
509146-13	22- 70	1	P1	S		See SPT3771T			
509146-22	18- 54	1	P1	S		See 2N3771			
509146-23	22- 70	1	P1	S	511797-5	3- 36	1	P1	S
509204-1	See B1C90-20					See CFM13052			
509204-2	See CG470L				511799-1	See 2N4593			
	See B2B470				511800-1	See 2N3866A			
509204-3	See CG635L					See STC7627			
509403-1	See TXBE019-012G				511803-2	See 1301			
509405-1	See EB10G1					See MC1709G			
509410-3	23- 22	1	P1	S	511806-2	See 2N5109			
509413-1	See JB32J12				511810-1	13- 5	1	P1	L
509414-1	See 206-00061				511812-2	See 2N3741			
509415-1	See 103-00008				511824-2	13- 6	1	P1	L
509416-1	See KP42J3				511826-1	See 2N4240			
	See 30D203				511827-1	See FN4247			
509416-2	See 10C203-5PC		220S1L			See ITS30944			
509417-1	See 101001					See U311			
509422-10	See 63X103T603				511829-1	See C5590			
	See 62PAR10K				511832-1	See 1N4145			
509422-13	See 63X503T603				511834-1	See 1N4106			
	See 62PAR50K				511854-1	See SN52741L00			
509422-2	See 63X101T603					See RM741T			
	See 62PAR100				511861-1	22- 98	4	P1	L
509422-4	See 63X251T603				511862-1	20- 7	3	P1	S
	See 62PAR250				511863-1	See MV1405			
509422-7	See 63X202T603					See SMV1245RL			
	See 62PAR2K				511864-17	See 1N5534B			
509422-8	See 63X252T603				511864-6	See 1N5523B			
	See 62PAR2500				511864-8	See 1N5525B			
509422-9	See 63X502T603				512134-1	See 56-590-65-38			
	See 62PAR5K				512138-1	See 07-0601-1651			
509428-1	20- 4	2	P1	S	512138-2	See 07-0601-1646			
	20- 5				512139-1	See 03-0101-6625			
509435-1	28- 37	1	P1	L	512139-3	22- 15	1	P1	L
509448-20	See YC252R				512140-1	22- 80	1	X2	L
509457-1	See MS245N				512140-2	22- 20	3	X2	L
509465-1	29- 24	1	P1	S	512140-4	22- 80	1	P1	L
51-721-001	22-168	2	P1	L	512141-1	See 9710-10			
	25- 12				512226-18	See 01-0101-0056			
510LN056C	20- 66	2	P1	S	512277-1	11- 10	5	P1	S
	20- 68				512277-2	20- 9	3	P1	S
510LN093C	20- 66	6	P1	S	512308-1	See 31C012			
	20- 68				512308-2	See 31C013			
	25- 77				512396-1	See 33302B			
510S093ST16	20- 69	1	P1	S		See 33302-3			
511136-1	19- 8	2	P1	S	512398-1	See SK610			
511333-7	See N440-5-8				512398-3	See SK600			
511337-3	See LP51957-3				512725-18	See B6-4			
511338-11	See LP51959-31				512737	22-101	2	X2	L
511338-2	See LP24693C1					22-174			
511338-32	See LP24693C29				512784-2	See 469(0.093)ST14			
511782-1	See 2N4072				512784-3	See 51C093ST16			
511785-1	See 5082-8906				512938-3	See 2AC6			
511785-2	See 5082-8916				512975-3	See 5P4062			
	See 5082-2835				512983-1	18- 49	1	P1	S
511785-4	See 5082-9429				512984-2	See 7661K6			
	See A2X1198				512999-1	28- 70	1	P1	L
511791-1	See 2N3766				512999-2	28- 69	1	P1	L
511792-3	See U21B4				512999-3	28- 68	1	P1	L

PART NUMBER	FIG & INDEX NO.	QTY PER ART	SOURCE CODE	REPAIR CODE
512999-4	28-67	1	P1	L
514105-3	18-14	1	X2	S
415260-4	See 598			
514260-4	See 151			
514280-9	See 414			
514284-302	See 4875-1-0519			
514284-303	See 4884-1-0516			
514284-405	See 4837-1-05-16			
514284-501	See 1504-1-0519			
514284-601	See STSM7			
514286-104	See 5151-5			
514286-302	See 5321-5			
514286-401	See 2010B1			
514287-1	See 2102-04-02			
514287-2	See 2102-03-03			
514287-4	10-13	1	X2	S
514288-3	See AA8137T			
	See AA9137T			
	See BB8138T			
	See BB9138T			
514288-4	See 37009-878			
	See JN031479-2			
514270-2	See 37308-882			
	See JN031479-3			
514270-3	See 37308-722			
514270-4	See JN031479-4			
514271-4	See BB83710T			
	See BB93710T			
514271-5	See M8113-04T			
514272-2	See 180-2751-02-05-00			
514273-2	See BB10706T			
514274-1	25-16	2	P1	S
	See 69001-0512			
514286-1	See 100V5970889			
514289-1	See 229-5001			
514290-1	28-75	19	X1	L
5151-5	16-63	4	X1	S
	17-70			
515301-2	See 52842			
515303-2	See 52782			
515304-2	See 9225			
515318-1	See 9317			
515321-1	See 52836			
	See AU0105			
515322-1	See 8115			
515326-1	See 30-9782			
	See 52833			
515332-1	12-5	1	P1	S
515337-1	12-2	3	P1	S
	13-4			L
515338-1	12-7	4	P1	S
	12-98			
515342-1	13-74	1	P1	L
515343-1	13-65	1	P1	L
515344-1	See 2N5301			
515351-1	See 2N5179			
515385-1	See 2N4208			
	See ST824			
515387-1	28-136	2	P1	L
515392-1	9-28	1	P1	S
515416-1	See 8J6738H			
515425-1	32-36	2	P1	S
	See 17831191			

PART NUMBER	FIG & INDEX NO.	QTY PER ART	SOURCE CODE	REPAIR CODE
515538-1	33-62	8		
515538-2	33-38	1		
515538-3	33-19	1		
515538-5	33-74	1		
516665-10	22-68	1	X1	L
516665-100	17-18	1	X2	S
516665-14	19-40	2	X2	S
	27-28			
516665-15	19-39	2	X2	S
	27-27			
516665-157	33-41	1	X2	S
516665-16	19-28	2	X2	S
	27-16			
516665-17	19-29	2	X2	S
	27-17			
516665-18	19-32	2	X2	S
	27-20			
516665-19	19-33	2	X2	S
	27-21			
516665-22	2-46	2	X2	S
	27-5			
516665-23	2-47	2	X2	S
	27-6			
516665-24	19-23	2	X2	S
	27-11			
516665-25	19-24	2	X2	S
	27-12			
516665-26	18-71	1	X2	S
516665-27	18-72	1	X2	S
516665-4	2-31	1	X2	S
516665-5	2-37	1	X2	S
516665-7	12-136	3	X2	S
	13-84			L
	33-5			
516665-8	12-137	3	X2	S
	13-85			L
	33-4			
516665-9	22-67	1	X2	L
516665-99	17-17	1	X2	S
51712001	12-146	6	P1	S
	13-94			L
51712011	12-145	14	P1	S
	13-93			L
	26-4			L
	33-55			
517682-1	See 1720-05-00-4102			
517689-1	2-3	35	P1	S
	14-13			
	16-17			
	16-20			
	17-23			
	18-20			
	19-3			
	20-34			
	21-2			
	23-6			
517690-1	22-142	3	P1	L
	22-163			
517690-2	22-142	1	P1	L
517690-3	22-169	1	P1	L
518877-39	20-61	2	P1	S
52782	20-65	1	P1	S

Section III
Numerical Index

TO 31R2-2GRT-104
NAVELEX 0967-LP-429-5020

PART NUMBER	FIGURE AND INDEX NUMBER	QTY. PER ART.	SOURCE CODE	REPAIR CODE	PART NUMBER	FIGURE AND INDEX NUMBER	QTY. PER ART.	SOURCE CODE	REPAIR CODE
52833	21- 39	1	P1	S	56LN093C	11- 22	18	X2	S
52836	18- 89	1	P1	S		18- 98			
52842	3- 24	3	P1	S		22- 51			L
	26- 20					25- 80			
5321-5	29- 20				5601-1	12- 12	32	P1	S
	3- 40	163	X1	S		12-112			
	4- 29					12-115			
	5- 36					12-127			
	6- 29					13- 17			L
	7- 52					13- 48			L
	9- 37					14- 21			
	14- 50				58LN056C	20- 72	6	P1	S
	15- 44				58LN078C	18- 99	4	P1	S
	16- 64					18-101			
	16- 82				58LN093C	18- 99	38	P1	S
	17- 71					18-101			
	17- 91					18-107			
	20- 32					20- 72			
	21- 37					25- 78			
	23- 50				58N091EXH3C	18- 36	4	P1	S
	24- 36			L		25- 81			
	26- 29				58N125EXH3C	18- 36	2	X2	S
	29- 26				598	12-110	5	P1	L
	32- 39					28- 30			
5339-05904-3	15- 45	5	X1	S	60T4000	22- 90	1	P1	L
	22- 64			L	62PAR10K	8- 4	3	P1	S
5339-08903-3	16- 92	8	X1	S		23- 30			
	17-101					24- 33			L
5339-08904-3	16- 93	12	X1	S	62PAR100	6- 6	3	P1	S
	17-102					7- 15			
54-803-012	12- 12	34	P1	S		24- 1			L
	12-112				62PAR2K	7- 48	2	P1	S
	12-127					24- 34			L
	13- 17			L	62PAR250	7- 14	4	P1	S
	13- 48			L		24- 1			L
	14- 21				62PAR2500	5- 4	3	P1	S
	33- 50					9- 1			
5427-4809	2- 50	AR	X2	S		24- 3			L
5427-4811	2- 50	AR	X2	S	62PAR5K	3- 7	4	P1	S
5427-4812	2- 50	AR	X2	S		7- 7			
5502-0101	12- 68	8	P1	S		7- 48			
	12- 88					24- 34			L
5502-0102	12- 87	6	P1	S	62PAR50K	8- 1	1	P1	S
5502-0103	12- 64	3	P1	S	63X101T603	6- 6	3	P1	S
	13- 39			L		7- 15			
5502-0123	12- 91	2	P1	S		24- 1			L
5504-0012	12- 65	1	P1	S	63X103T603	8- 4	3	P1	S
5519	19- 41	AR	P1	S		23- 30			
	27- 29	AR				24- 33			L
56-590-65-38	12- 38	46	P1	S	63X202T603	24- 34	1	P1	L
	12-107				63X251T603	7- 14	4	P1	S
	13- 20			L		24- 1			L
	13- 50			L	63X252T603	5- 4	3	P1	S
	16- 27					9- 1			
	17- 30					24- 3			L
	22-115			L	63X502T603	3- 7	4	P1	S
	22-127			L		7- 7			
	25- 13					7- 48			
	33- 7					24- 34			L
56LN056C	11- 6	11	P1	S	63X503T603	8- 1	1	P1	S
	11- 18				69001-0512	25- 16	2	P1	S
	18- 97								
	22- 51			L					

PART NUMBER	FIGURE AND INDEX NUMBER	QTY. PER ART.	SOURCE CODE	REPAIR CODE
70-4W13-2G	18-16	3	P1	S
70-6015-1107-00	19-17			
700063	18-66	8	P1	S
	12-9	2	P1	S
7484	2-49	4	13-2 P1	L S
	19-26			
	27-8			
7486G	27-14			
	18-45	2	P1	S
	25-48			
7593	27-8	2	P1	S
	27-14			
7661K6	18-4	1	P1	S
7717-20DAP	28-98	1	P1	L
79R5025-062-0335	22-177	2	P1	L
	22-180			
79R5025-062-0365	22-177	2	P1	L
	22-180			
8003244G5	12-14	1	P1	S
8003244G8	12-67	1	P1	S
8004200G1	2-	REF		
8004200G10	2-	REF		
8004200G2	2-	REF		
8004200G3	2-	REF		
8004200G4	2-	REF		
8004200G5	2-	REF		
8004200G6	2-	REF		
8004200G7	2-	REF		
8004200G8	2-	REF		
8004200G9	2-	REF		
8004201G1	2-	1	A	D
8004201G10	2-	1	A	D
8004201G2	2-	1	A	D
8004201G3	2-	1	A	D
8004201G4	2-	1	A	D
8004201G5	2-	1	A	D
8004201G6	2-	1	A	D
8004201G7	2-	1	A	D
8004201G8	2-	1	A	D
8004201G9	2-	1	A	D
8004202G1	2-52	1	A	D
	19-			
8004202G2	2-52	1	A	D
	19-			
8004204G1	2-51	1	A	F
	18-			
8004204G2	2-51	1	X2	S
	18-			
8004205G1	19-20	1	A	F
	25-			
8004207G1	18-33	1	X2	S
8004207G2	18-37	1	X2	S
8004208-1	25-32	1	X2	S
8004208G1	25-29	1	X2	S
8004210G1	26-	REF	P1	D
8004213G1	2-13	1	P1	F
	3-			
8004214G1	2-15	1	P1	F
	5-			
8004216G1	2-9	1	P1	F
	9-			
8004217G1	2-14	1	P1	F

PART NUMBER	FIGURE AND INDEX NUMBER	QTY. PER ART.	SOURCE CODE	REPAIR CODE
8004219G1	4-2-18	1	P1	F
8004221G2	8-2-16	1	P1	F
8004222G1	6-2-17	1	P1	D
	7-			
8004224G1	2-39	1	P1	D
	14-			
8004225G1	2-39	1	P1	D
	15-			
8004227G1	19-19	1	P1	F
	24-			
8004230G1	19-16	1	P1	F
	22-			
8004230G2	19-16	1	P1	D
	22-			
8004231G1	22-107	1	A	L
8004231G2	22-107	1	A	L
8004233G1	19-14	1	P1	D
	20-			
8004234G1	22-79	1	A1	L
8004234G2	22-79	1	A1	L
8004236G1	19-18	1	P1	D
	23-			
8004255G1	22-183	1	X2	L
8004255G2	22-186	1	X1	L
8004256G1	22-183	1	X2	L
	35-			
8004257G1	22-176	1	P1	L
8004259-1	22-179	2	M	L
	22-182			
8004260G1	22-173	1	X2	L
8004261G1	22-175	1	P1	L
8004265-1	22-32	1	P1	L
8004270G1	22-109	1	P1	L
8004270G2	22-109	1	P1	L
8004271-1	22-37	1	X2	L
8004279-1	22-178	1	M1	L
8004280-1	22-157	1	X1	L
8004280G1	22-155	1	X2	L
8004284-1	22-84	1	X1	L
8004284-2	22-83	1	X1	L
8004284G1	22-82	1	P1	L
8004290G2	2-40	1	P1	D
	16-			
8004290G3	2-40	1	P1	D
	17-			
8004295-3	2-5	2	X2	S
8004295-4	2-4	S	X2	S
8004295-5	19-5	2	X2	S
8004295-6	19-4	2	X2	S
8004299-1	25-3	1	P1	S
8004319-1	5-37	1	X1	S
8004319G1	5-35	1	X1	S
80G4323-1	3-41	1	X1	S
8004323G1	3-39	1	X1	S
8004326-1	4-30	1	X1	S
8004326G1	4-28	1	X1	S
8004331-1	9-38	1	X1	S
8004331G1	9-36	1	X1	S
8004336-8	19-9	1	M1	D
8004336G1	19-1	1	A	F
8004336G2	19-5	1	X2	S

Section III
Numerical Index

T.O. 31R2-2GRT-104
NAVELEX 0967-LP-429-5020

PART NUMBER	FIGURE AND INDEX NUMBER	QTY. PER ART.	SOURCE CODE	REPAIR CODE	PART NUMBER	FIGURE AND INDEX NUMBER	QTY. PER ART.	SOURCE CODE	REPAIR CODE
8004339G1	16- 69	1	P1	F	8004490-1	18-113	1	X2	S
8004341-1	16- 83	1	X1	S	8004490G1	18-111	1	X2	S
8004341G1	16- 81	1	X1	S	8004491-1	18-115	1	X2	S
8004342G1	25- 76	1	X2	S	8004491G1	18-113	1	X2	S
8004342G2	25- 83	1	X2	S	8004495-1	18- 34	1	X2	S
8004343-1	16- 43	3	X1	S	8004497-1	16- 90	6	X1	S
	17- 60					17-100			
8004343-2	17- 46	4	X1	S		30- 56			
	30- 46				8004498-1	16- 8	3	X1	S
8004344G1	14- 15	1	X1	S		17- 8			
8004345G1	15- 17	1	X1	S		30- 6			
8004539G1	20- 70	1	X2	S	8004499-1	16- 9	3	X1	S
8004359G2	20- 73	1	X2	S		17- 9			
8004383-1	20- 3	2	X2	S		30- 7			
8004384-1	20- 62	1	X2	S	8004500-1	16- 6	3	X1	S
8004388G1	23- 29	1	P1	F		17- 6			
8004392-9	16- 94	2	X1	S		30- 4			
	17-103				8004501-1	18- 26	1	P2	B
8004392G1	16- 87	1	X2	S	8004514-1	16- 2	2	P1	S
8004392G2	17- 96	1	X2	S		17- 2			
8004393-1	16- 88	4	X1	S	8004515-1	16- 3	2	P1	S
	17- 97					17- 3			
8004395-1	16- 22	4	M	F	8004517-1	18- 33	4	X2	S
	16- 24					22- 10			L
	17- 25					25- 1			
	17- 27				8004519-2	18-104	2	X2	S
8004395G1	16- 20	2	A	F	8004519-3	25- 77	4	X2	S
	17- 23				8004519-4	18- 35	2	X2	S
8004395G2	16- 22	2	A	F	8004520-1	18-106	1	X2	S
	17- 25				8004520-2	18-105	1	X2	S
8004396-1	16- 66	4	M	F	8004525G1	20- 14	1	P1	F
	17- 73				8004528-1	18-111	1	X2	S
	17- 74				8004528G1	18-108	1	X2	S
8004397-5	16- 99	1	X2	S	8004530G1	2- 21	1	P2	D
8004397-6	17-108	1	X2	S		11-			
8004397G2	16- 95	1	X2	S	8004531G1	2- 20	1	P1	F
8004397G3	17-103	1	X2	S		10-			
8004398-1	16- 1	6	M	F	8004534-1	11- 15	4	M	F
	17- 1					21- 41			
8004400-1	30- 1	6	P1	S	8004534-2	11- 14	4	M	F
	17- 4					21- 40			
	30- 2				8004534G1	11- 13	4	A	F
8004406-4	16- 5	3	P1	C		21- 39			
	17- 5				8004535-1	21- 8	4	X2	S
	30- 3					23- 3			
8004406G1	16- 4	3	P1	S	8004538G1	23- 51	1	X2	S
	17- 4				8004538G2	23- 54	1	X2	S
	30- 2				8004545-1	15- 46	1	X1	S
8004417-1	26- 30	1	X1	S	8004545G1	15- 43	1	X2	S
8004417G1	26- 28	1	X2	S	8004560-1	30- 63	4		
8004421-1	14- 52	1	X1	S	8004565-1	18-116	1	X2	S
8004421G1	14- 49	1	X2	S	8004565-2	18-108	1	X2	S
8004427-1	24- 37	1	X1	L	8004565G1	18- 94	1	A	F
8004427G1	24- 35	1	X2	L	8004566-1	25- 2	1	P1	S
8004429-1	25- 29	1	X2	S	8004568-1	18- 52	1	X1	S
800435-1	6- 30	1	X1	S	8004573-1	20- 33	1	X2	S
8004435G1	6- 28	1	X1	S	8004573G1	20- 31	1	X2	S
8004446-1	7- 53	1	X1	S	8004578-1	16- 98	4	X2	S
8004446G1	7- 51	1	X1	S		17-105			
8004455-1	8- 38	1	X1	S	8004578G1	16- 96	6	X2	S
8004467G1	25- 1	1	A	F		17-104			
8004485-1	22- 16	1	X2	L		30- 62			
					8004581-1	18-100	1	X2	S

T.O. 31R2-2GRT-104
NAVELEX 0967-LP-429-5020

Section III
Numerical Index

PART NUMBER	FIGURE AND INDEX NUMBER	QTY. PER ART.	SOURCE CODE	REPAIR CODE
8004581G1	18- 98	1	X2	S
8004584-1	10- 20	1	X2	S
8004584G1	10- 18	1	X2	S
8004585G1	25- 15	1	X1	S
8004585G2	25- 18	1	X1	S
8004586-1	2- 1	1	X2	S
8004586-10	2- 1	1	X2	S
8004586-11	2- 1	1	X2	S
8004586-12	2- 1	1	X2	S
8004586-13	2- 1	1	X2	S
8004586-14	2- 1	1	X2	S
8004586-15	2- 1	1	X2	S
8004586-16	2- 1	1	X2	S
8004586-17	2- 1	1	X2	S
8004586-2	2- 1	1	X2	S
8004586-3	19- 1	1	X2	S
8004586-4	19- 1	1	X2	S
8004586-8	2- 1	1	X2	S
8004586-9	2- 1	1	X2	S
8004608G1	11- 21	1	A	F
8004608G2	11- 23	1	X2	S
8004610-1	2- 8	1	M1	D
8004610-9	2- 7	2	M	F
8004610G1	2- 1	8	A	F
8004610G2	2- 5	1	A	F
8004612-1	23- 51	1	X1	S
8004612G1	23- 49	1	X2	S
8004617-1	15- 51	1	X1	S
8004617G1	15- 48	1	X2	S
8004618-1	15- 5	1	M1	D
8004619-1	14- 1	1	M1	D
8004623-1	18-102	1	X2	S
8004623G1	18-100	1	X2	S
8004628-1	11- 13	1	X2	S
8004628G1	11- 11	1	A	F
8004629-1	11- 7	1	M	F
8004629G1	11- 4	1	M	F
8004630-1	11- 1	1	A	F
8004635-1	25- 54	1	A	F
8004636-1	25- 56	1	P1	S
8004637-1	25- 55	1	M	F
8004638-1	25- 75	1	X2	S
8004640-1	25- 52	2	X2	S
8004641-1	25- 74	1	X2	S
8004642-1	25- 71	1	M	F
8004642-2	25- 71	1	M	F
8004642G1	25- 70	1	X2	S
8004643-1	25- 73	1	P1	S
8004649-1	25- 10	2	X1	S
8004650-1	20- 67	1	X2	S
8004650G1	20- 65	1	X2	S
8004651-1	20- 45	1	X2	S
8004652-1	20- 44	1	X2	S
8004653-1	20- 39	1	X2	S
8004654-1	20- 63	1	X2	S
8004655-1	20- 37	1	X2	S
8004655G1	20- 35	1	X2	S
8004659G1	25- 7	1	P1	S
8004660-1	18- 77	2	X2	S
8004662-1	22-184	1	X2	L
8004663-1	22- 49	1	X2	L
8004664-1	22-181	1	X2	L

PART NUMBER	FIGURE AND INDEX NUMBER	QTY. PER ART.	SOURCE CODE	REPAIR CODE
8004665-1	22- 27	1	P1	L
8004666-1	22- 11	1	P1	L
8004667-1	22- 18	3	P1	L
8004667-2	22- 23	1	P1	L
8004669-1	22- 17	4	X2	L
8004670-1	22- 93	1	M1	L
8004670-2	22-152	1	M	L
8004671-1	22- 26	2	X2	L
	22- 48			
8004672-1	22- 39	1	X2	L
8004676-1	22-145	1	X2	L
8004677-1	22-154	1	X2	L
8004679-1	22-105	1	P1	L
8004679-2	22-110	1	P1	L
8004679-3	2-105	1	P1	S
8004681-1	22- 86	1	X2	L
8004683G1	22-102	1	X2	L
8004683G2	22-102	1	X2	L
8004684-1	22-121	2	X2	L
	22-135			
8004686-1	22- 89	1	P1	L
8004686G1	22- 87	1	A	L
8004686G2	22- 87	1	P1	L
8004687-1	22- 95	1	X2	L
8004694-1	21- 55	12	P1	S
	23- 53			
	25- 82			
8004694-3	25- 69	4	P1	S
8004698G2	16- 20	1	A	F
8004699-1	18- 91	1	M	F
8004701-1	22-103	1	M	F
8004702-1	11- 19	1	M	F
8004702G1	11- 17	1	A	F
8004713-1	18- 95	18	P1	S
8004715-1	16- 7	3	X1	S
	17- 7			
	30- 5			
8004716-1	20- 60	6	X2	S
	23- 9			
8004716-2	11- 2	3	M	F
8004723-1	23- 2	1	M	F
8004723G1	23-	1	A	F
8004725-1	22- 21	1	P1	L
8004726-1	22- 42	1	X2	L
8004727-1	22- 9	1	P1	L
8004728G1	22- 76	1	M	L
8004729G1	22- 70	1	M	L
8004730G1	22-146	1	M	L
8004731-1	22- 82	1	P1	L
8004731-2	22- 82	1	P1	L
8004734-1	18- 74	1	X2	S
8004736-1	22-184	3	X2	L
8004738-1	20- 1	1	M1	D
8004740-1	2- 12	1	M	F
8004745-1	22-170	1	X2	L
8004750-1	14- 55	4	X1	S
	15- 50			
8004753-1	22-104	1	X2	L
8004756-1	22- 34	1	P1	L
8004758-1	22-104	4	P1	L
8004760-1	18- 24	2	X2	S

Section III
Numerical Index

TO 31R2-2GRT-104
NAVELEX 0967-LP-429-5020

PART NUMBER	FIGURE AND INDEX NUMBER	QTY. PER ART.	SOURCE CODE	REPAIR CODE	PART NUMBER	FIGURE AND INDEX NUMBER	QTY. PER ART.	SOURCE CODE	REPAIR CODE
8004760-1	22- 4			L	8004898-1	12-116	3	X1	S
8004760-2	18- 23	2	X2	S	8004900-1	12-131	1	X1	S
	22- 3			L	8004900G1	12-129	1	X1	S
8004760G1	18- 22	2	X2	S	8004902-1	12- 75	1		
	22- 2			L	8004902G1	12- 73	1	X1	F
8004762-1	15- 23	2	M	F	8004904-1	12- 1	2	M1	D
8004763G1	15- 28	1	A	F		13- 1			L
8004766-2	18- 13	2	M	F	8004905-1	12-152	1	X1	S
	25- 28				8004905G1	12-150	1	X1	S
8004766G2	18- 11	2	A	F	8004906G1	2- 27	1	A	F
	25- 26				8004907G1	2- 34	1	A	F
8004775-1	14- 49	1	X2	S	8004909-1	12- 74	4		
8004776-1	14- 48	2	X2	S		12-130			
8004778-1	14- 56	1	X2	S	8004915-1	12- 45	2	P1	S
8004778G1	14- 53	1	X2	S		12- 49			
8004779-1	14- 42	3	M	F	8004923-1	12-120	1	M	F
8004780-1	22-146	1	X2	L	8004924-1	12-119	1	M	F
8004781-1	22-150	1	X2	L	8004925-1	12-121	1	M	F
8004783-1	22-144	1	M1	L	8004926G1	12-118	1	M	F
8004789G1	14- 41	3	A	F	8004930G1	19- 15	1	P1	F
8004790-1	22-140	1	X2	L		21-			
8004791-1	22-141	1	P1	L	8004931G1	21- 9	1	P1	F
8004794G1	22-112	1	A1	L	8004932-1	21- 38	1	X1	S
8004794G2	22-123	1	A1	L	8004932G1	21- 35	1	X1	S
8004815-1	18- 84	1	M	F	8004935G1	21- 54	1	X2	S
8004815-3	18- 94	1	M	F	8004935G2	21- 57	1	X2	S
8004815G1	18- 82	1	X2	S	8004936G1	12- 10	1	P1	L
8004815G5	18- 92	1	X2	S	8004942-1	25- 70	1	X2	S
8004818G2	18- 91	1	X2	S	8004942G1	25- 67	1	X2	S
8004820-1	22- 81	1	X2	L	8004943-1	20- 70	1	M	F
8004824-2	15- 6	1	P1	S	8004943G1	20- 67	1	M	F
8004837-1	22-158	1	X2	L	8004945G1	14- 47	1	X2	F
8004837-2	18- 82	1	X2	S	8004949G1	18- 63	1	X2	S
8004837-3	18- 48	1	X2	S	8004950-1	12- 70	1	X1	S
8004838-1	11- 8	1	M	F	8004957-1	25- 62	1	X1	S
8004842-1	22- 99	1	X2	L	8004957G1	25- 59	1	X1	S
8004843-1	22-100	1	X2	L	8004958-1	25- 58	1	M	F
8004843-2	22-100	1	X2	L	8004959G1	25- 57	1	A	F
8004846-1	22- 12	13	P1	L	8004961-1	14- 7	5	X2	S
	23- 27					16- 32			
	25- 42					17- 35			
8004846-2	2- 33	5	P1	S		28- 80			L
8004846-3	2- 34	2	X2	S		30- 16			
8004846-4	22- 12	4	P1	L	8004965-1	22-144	1	X2	L
8004847-1	15- 1	1	M1	D	8005582-1	12- 78	3	M	F
8004856-1	18- 21	2	P1	S	8005584G1	12- 76	3	A	F
8004857-1	2- 20	6	P1	S	8005590-1	12-103	6	X1	S
	2- 26				8005612-1	12-101	6	X1	S
8004860-1	25- 2	2	P1	S	8005613-1	12- 21	7	P1	S
8004868-1	22- 22	1	P1	L		12-100			
8004879-1	18- 96	1	X2	S	8005629-1	12- 99	6	M	F
8004880-1	18- 55	1	X2	S	8005630G4	13- 37	1	P1	L
8004883G1	22- 22	1	M	L	8005643G1	12- 31	1	P1	S
8004884-1	22- 52	1	X2	L	8005646-1	12- 18	3	P1	S
8004884G1	22- 50	1	X2	L	8005647-1	12- 47	2	P1	S
8004887-1	12-116	3	X2	S	8005647-2	12- 51	1	P1	S
8004888G1	23- 23	1	X2	S	8005648-1	12- 63	1	P1	S
8004890G1	2- 32	1	P1	L	8005665G1	12- 84	6	P1	S
	12-				8005666-1	12- 96	6	P1	S
8004892G1	12- 76	3	P1	L	8005666-3	12-104	3	P1	S
8004893G1	12-117	1	P1	L	8005666-4	12-114	3	P1	S
8004894G1	12- 70	1	P1	L	8005666-5	12-113	3	P1	S

T.O. 31R2-2GRT-104
NAVELEX 0967-LP-429-5020

Section III
Numerical Index

PART NUMBER	FIGURE AND INDEX NUMBER	QTY. PER ART.	SOURCE CODE	REPAIR CODE
8005666-6	12-106	3	P1	S
8006064-1	12-147	1	X2	S
8006070G1	13- 6	1	P1	L
8006071-1	13- 41	1	X1	L
8006074G1	13- 41	1	P1	L
8006075-1	13- 78	1	X2	L
8006078-1	13- 79	1	X2	L
8006080-1	13-100	1	X2	L
8006080G1	13- 98	1	X2	L
8006081G1	2- 32	1	P1	L
	13-			L
8006082-1	18- 46	2	X2	S
	25- 49			
8006083G1	18- 40	1	P1	F
8006084G1	25- 43	1	P1	F
8006084G1	18- 41	1	P1	F
8006086G1	13- 16	2	P1	L
8006088-1	13- 40	1	P1	L
8006088-2	12- 24	1	M	F
8006088-4	12-100	6	X2	S
8006089G1	13- 38	1	P1	L
8006089G2	13- 8	1	P1	L
8006089G3	13- 18	1	P1	L
8006092-1	12- 72	1	P1	S
8006092-2	12- 73	1	P1	S
8006094-1	13- 67	1	X2	L
8006095-1	13- 69	1	X2	L
8006096-1	13- 56	1	X2	L
8006097-1	13- 53	3	P1	L
8006098-1	13- 47	1	P1	L
8006099G1	13- 52	1	P1	L
8006099G2	13- 55	1	P1	L
8006100-4	13- 76	1	P1	L
8006100-5	13- 68	1	P1	L
8006100-6	13- 68	1	M	L
8006100-7	13- 73	1	M	L
8006102-1	13- 71	1	X2	L
8006103-1	16- 70	12	P1	S
	17- 77			
	30- 45			
8006103-3	22- 10	2	P1	L
8006103-5	18- 33	5	P1	S
	25- 1			
8006103-6	25- 1	1	P1	S
8006103-7	18- 33	4	P1	S
8006104-1	12-145	4	P1	S
	13- 93			L
8006110-1	13- 21	1	P1	L
8006110-2	13- 24	1	P1	L
8006110-4	13- 27	1	P1	L
8006110-5	13- 34	1	P1	L
8006111-1	13- 12	1	P1	L
8006114-1	12-133	2	P1	S
	13- 82			L
8006115-1	12- 10	1	X2	S
8006121G1	22-179	1	X2	L
8006121G2	22-176	1	X2	L
8006123-1	12-144	7	P1	S
	13- 92			L
	33- 3			
8006126-1	13- 57	1	P1	L
8006129-1	20- 4	2	P1	S
	20- 5			

PART NUMBER	FIGURE AND INDEX NUMBER	QTY. PER ART.	SOURCE CODE	REPAIR CODE
8006130-1	15- 48	1	X2	S
8006133-1	20- 2	1	X2	S
8006138-1	22-185	1		L
8006143G1	12- 53	5	P1	S
	12- 86			
	12- 93			
8006143G2	12- 86	6	P1	S
	12- 93			
8006143G3	12- 53	1	P1	S
8006145G1	19- 26	2	M	F
	27- 14			
8006145G2	19- 30	2	M	F
	27- 18			
8006147G2	2- 43	2	M	F
	27- 2			
8006147G3	19- 20	2	M	F
	27- 8			
8006149G1	2- 53	1	M	F
	27-			
8006149G2	2- 40	1	M	F
	27-	REF		
8006149G3	19- 20	1	M	F
	27-	REF		
8006150G1	19- 34	2	M	F
	27- 22			
8006153G1	22-164	1	P1	L
8006154G1	22-167	1		L
8006159-1	12- 6	1	P1	S
8006159-2	12- 6	1	P1	S
8006159-3	12- 6	1	P1	S
8006159-4	12- 6	1	P1	S
8006159-5	12- 6	1	P1	S
8006160-1	13- 3	1	P1	L
8006160-2	13- 3	1	P1	L
8006160-3	13- 3	1	P1	L
8006160-4	13- 3	1	P1	L
8006160-5	13- 3	1	P1	L
8006761G1	12- 35	1	M	F
8006761G2	12- 35	1	M	F
8006772-1	13- 47	1	M	L
8006773-1	12- 35	4	P1	S
	12- 86			
	12- 53	4	P1	S
	12- 93			
8006774-1	12-102	3	P1	S
8006781-1	12- 45	1	X2	S
8006782-1	12- 31	1	X2	S
8006783-1	12- 34	1	X2	S
8006784-1	12- 56	1	X2	S
8006785-1	12- 55	1	X2	S
8006789G1	16- 35	1	P1	F
8006790-1	16- 65	2	X1	S
	17- 72			
8006790G1	16- 62	2	X2	S
	17- 69			
8006793-1	22- 14	4	X2	L
8006796-1	22- 45	1	X2	L
8006796-2	22- 46	1	X2	L
8006796G1	22- 44	1	P1	L
8006797-1	22-155	1	P1	L
8006798-1	9- 27	1	P1	S

Section III
Numerical Index

TO 31R2-2GRT-104
NAVELEX 0967-LP-429-5020

PART NUMBER	FIGURE AND INDEX NUMBER	QTY. PER ART.	SOURCE CODE	REPAIR CODE	PART NUMBER	FIGURE AND INDEX NUMBER	QTY. PER ART.	SOURCE CODE	REPAIR CODE
8007415G1	17- 38	1	P1	F	8009555G1	30- 54	1	X2	S
8007416G1	17- 23	1	A	F	8009556-1	30- 64	1	X1	S
8007417G1	17- 77	1	P1	F	8009556G1	30- 60	1	X2	S
8007422-1	17- 92	1	X1	S	8009557-1	30- 53	1	X2	S
8007422G1	17- 90	1	X1	S	8009558-1	30- 9	1	P1	S
8007511-1	22- 6	AR		L	8009560G1	22- 52	1		L
8007511-2	22- 6	AR		L	8009562-1	22- 63	1		L
8007511-3	22- 6	AR		L	8009563-1	22- 65	1		L
8007511-4	22- 6	AR		L	8009563G1	22- 62	1		L
8007528-1	28- 74	6	X1	L	8009563G2	22- 63	1		L
	28-148				8009564-1	22- 53	1		L
	28-189				8009565G1	22- 58	1		L
8007529-1	22- 7	1	P1	L	8009566-1	22- 56	1		L
8007531-1	14- 14	2			8009568-1	20- 50	1	M	F
8007539-1	12- 48	1			8009569-1	20- 52	1	X2	S
8007542-1	20- 55	1			8009570G1	20- 45	1	X2	S
8007543-1	20- 56	1			8009571G1	34-	1	P1	F
8007550-1	17- 50	1	P1	S	8009574-1	32- 38	1	M	F
8007655G1	2- 13	1	P1	D	8009574G1	2- 50	1	X2	S
	29-					32-			
8007656-1	29- 27	1			8009575-1	32- 40	1	X2	S
8007656G1	29- 25	1			8009575G1	32- 38	1	X2	S
8008593G1	28- 8	1	P1	L	8009601	2- 50	1		
8008619G1	2- 40	1	P1	L	8009601G1	2- 50	1		
	28-				8102470-7	See 314010			
8008620-1	28-201	1	X1	L	8102470-8	See 314015			
8008620G1	28-195	1	X1	L	8102512-1	23- 19	1	P1	S
8008621G1	28- 31	1	X1	L	8102535-1	12- 8	2	X2	S
8008622-1	28- 76	1	X1	L		22-159			L
8008622G1	28- 72	1	X1	L	8102535-2	12-143	9	X2	S
8008624G1	28- 82	1	X1	L		13- 91			L
8008625-1	28-149	1	X1	L		16- 85			
8008625G1	28-146	1	X1	L		17- 94			
8008627G1	28-149	1	X1	L		18- 44			
8008628-1	28-190	1	X1	L		25- 47			
8008628G1	28-187	1	X1	L		22-159			L
8008630-1	28- 1	1	M	L		33- 54			
8008631-1	28- 2	1	M	L	8102535-3	See 1415-8			
8008632-1	28-149	4	P1	L	8102535-4	See 1414-10			
8008632-2	28- 82	10	P1	L	8104283-3	21- 9	7	P1	S
	28-197					21- 52			
8008632-3	28- 6	7	P1	L		25- 68			
	28- 31				8105252-1	16- 11	6	X2	S
8008632-4	28- 31	2	P1	L		17- 11			
8008633-1	28-196	4	P1	L		18- 17			
8008635-1	28- 72	1	X2	L		19- 19			
8008635G1	28- 70	1	P1	L	8105252-2	18- 4	7	X2	S
8008636G1	28-125	1	P1	L		18- 27			
8008637G1	28- 85	3	P1	L		18- 28			
8008638G1	28- 5	1	X1	L		25- 25			
8008639-1	28- 24	1	X1	L	8105252-2	22- 91	1	P1	L
8009301-1	28- 66	1	P1	L	8105252-9	16- 11	3	P1	S
8009303-1	28- 78	1	X	L		17- 11			
8009305G1	28-134	1	P1	L		22- 62			L
8009325-1	28- 31	2	P1	L		2- 32	1	P1	L
8009546G1	2- 40	1	P1	D	8136838G1	33-			L
	30-				8136838G1	33- 86	1		
8009547-1	30- 60	1	X1	S	8136874-1	33- 33	1		
8009552G1	30- 21	1	P1	F	8136875G1	33- 65	1		
8009553-1	30- 55	3	X1	S	8136875G2	33- 26	1		
8009554-1	30- 57	1	X1	S	8136875G3	33- 21	2		
					8136876-1	33- 19	2		
					8136876G1	33- 19	2		

**SECTION IV
REFERENCE DESIGNATION INDEX**

REFERENCE DESIGNATION	FIGURE AND INDEX NUMBER	PART NUMBER	REFERENCE DESIGNATION	FIGURE AND INDEX NUMBER	PART NUMBER	REFERENCE DESIGNATION	FIGURE AND INDEX NUMBER	PART NUMBER
W1	27- 2	8006147G2	1A1CR9	3- 15	JAN1N914	1A1R21	3- 16	RCR07G562JR
W1P1	27- 4	WC596/13-3	1A1C1	3- 30	CL65BH151KPE	1A1R21	29- 13	RCR07G202JS
W1P1	27- 4	UP131M	1A1C1	29- 3	M39003-01-2304	1A1R22	3- 4	RCR07G272JR
W1P2	27- 8	7484	1A1C10	3- 13	M39003-01-2356	1A1R22	29- 12	RCR07G472JS
W2	27- 8	8006147G3	1A1C11	3- 11	M39003-01-2286	1A1R23	3- 8	RCR07G221JR
W2P1	27- 10	UP131M	1A1C12	3- 3	CK60BX220K	1A1R24	3- 4	RCR07G272JR
W2P1	27- 10	WC596/13-3	1A1C13	3- 39	CK60BX101K	1A1R25	3- 32	RCR07G681JR
W2P2	27- 14	7484	1A1C14	3- 20	CK60AX471K	1A1R26	3- 28	RCR07G122JR
W3	27- 14	8006145G1	1A1C15	3- 20	CK60AX471K	1A1R27	3- 27	RCR07G621JR
W3P1	27- 15	M39012-05-0001	1A1C16	3- 20	CK60AX471K	1A1R28	3- 14	RCR07G202JR
W3P2	27- 15	M39012-05-0001	1A1C18	3- 1	M39003-01-2356	1A1R29	3- 5	RCR07G225JR
W4	27- 18	8006145G2	1A1C18	3- 1	300-100W5R104K	1A1R3	3- 33	RCR07G154JR
W4P1	27- 19	M39012-05-0001	1A1C2	3- 30	CL65BH151KPE	1A1R3	29- 9	RCR07G183JS
W4P2	27- 19	M39012-05-0001	1A1C2	29- 3	M39003-01-2304	1A1R30	3- 10	RCR07G102JR
W5	27- 22	8006150G1	1A1C3	3- 13	M39003-01-2356	1A1R31	3- 9	RCR07G224JR
W5P1	27- 23	MS3108R18-1S	1A1C3	29- 3	M39003-01-2304	1A1R33	3- 18	RCR07G152JR
W5P2	27- 24	MS3108R18-1P	1A1C4	3- 13	M39003-01-2356	1A1R34	3- 18	RCR07G152JR
1	2-	8004201G1	1A1C4	29- 3	M39003-01-2304	1A1R35	3- 18	RCR07G152JR
1	2-	8004201G2	1A1C5	3- 13	M39003-01-2356	1A1R36	3- 14	RCR07G202JR
1	2-	8004201G3	1A1C5	29- 19	CK60BX3R3K	1A1R38	3- 29	RCR07G680JR
1	2-	8004201G4	1A1C6	29- 5	CK60BX101K	1A1R39	3- 22	RCR32G272JR
1	2-	8004201G5	1A1C7	3- 13	M39003-01-2356	1A1R4	29- 1	RCR07G102JS
1	2-	8004201G6	1A1C8	3- 3	CK60BX220K	1A1R40	3- 22	RCR32G272JR
1	2-	8004201G7	1A1Q1	3- 36	CFM13052	1A1R41	3- 7	62PAR5K
1	2-	8004201G8	1A1Q1	3- 36	511797-5	1A1R41	3- 7	63X502T603
1	2-	8004201G9	1A1Q1	29- 10	JAN2N2222A	1A1R42	3- 22	RCR32G272JR
1	2-	8004201G10	1A1R1	3- 31	RCR20G102JR	1A1R43	3- 22	RCR32G272JR
1A1	2- 13	8004213G1	1A1R1	29- 15	RCR32G272JS	1A1R44	3- 26	RCR07G183JR
1A1	2- 13	8007655G1	1A1R10	3- 6	RCR07G153JR	1A1R44	3- 26	RN55D1742F
1A1AR1	3- 2	1301	1A1R10	29- 7	YC252R	1A1R45	3- 10	RCR07G102JR
1A1AR1	3- 2	MC1709G	1A1R11	3- 19	RCR07G103JR	1A1R45	3- 10	RCR07G202JR
1A1AR2	3- 2	1301	1A1R11	29- 4	RCR07G152JS	1A1R5	3- 34	RCR07G682JR
1A1AR2	3- 2	MC1709G	1A1R12	3- 21	RCR07G104JR	1A1R5	29- 22	RCR07G681JS
1A1AR3	3- 2	1301	1A1R12	29- 1	RCR07G102JS	1A1R6	29- 9	RCR07G183JS
1A1AR3	3- 2	MC1709G	1A1R13	3- 17	RCR07G274JR	1A1R7	3- 35	RCR07G914JR
1A1CR1	29- 16	JAN1N4249	1A1R13	29- 1	RCR07G102JS	1A1R7	29- 2	RCR07G680JS
1A1CR10	3- 15	JAN1N914	1A1R14	3- 19	RCR07G103JR	1A1R8	3- 38	RCR07G563JR
1A1CR11	3- 23	JAN1N4249	1A1R14	29- 24	RCR07G104JS	1A1R8	29- 21	RCR07G332JS
1A1CR12	3- 23	JAN1N4249	1A1R15	3- 12	RCR07G511JR	1A1R9	3- 19	RCR07G103JR
1A1CR13	3- 15	JAN1N914	1A1R15	29- 1	RCR07G102JS	1A1R9	29- 18	RCR07G222JS
1A1CR15	3- 15	JAN1N914	1A1R16	29- 17	RCR20G103JS	1A1T1	3- 24	52842
1A1CR16	3- 15	JAN1N914	1A1R17	29- 17	RCR20G103JS	1A1T1	29- 20	52842
1A1CR2	3- 15	JAN1N914	1A1R18	3- 16	RCR07G562JR	1A1U1	29- 25	1301
1A1CR2	29- 16	JAN1N4249	1A1R18	29- 6	RCR07G684JS	1A1VR1	3- 25	JAN1N751A
1A1CR3	3- 15	JAN1N914	1A1R19	3- 12	RCR07G511JR	1A1VR1	29- 23	JAN1N751A
1A1CR3	29- 14	JAN1N4148	1A1R19	29- 8	RCR07G511JS	1A1VR2	3- 25	JAN1N751A
1A1CR4	3- 15	JAN1N914	1A1R2	3- 31	RCR20G102JR	1A1VR2	29- 23	JAN1N751A
1A1CR4	29- 14	JAN1N4148	1A1R2	29- 15	RCR32G272JS	1A1Z1	29- 24	509465-1
1A1CR6	3- 15	JAN1N914	1A1R20	3- 10	RCR07G102JR	1A1O	2- 32	8004890G1
1A1CR7	3- 15	JAN1N914	1A1R20	29- 13	RCR07G202JS	1A1O	2- 32	8006081G1

Section IV
Reference Designation Index

T.O. 31R2-2GRT-104
NAVELEX 0967-LP-429-5020

REFERENCE DESIGNATION	FIGURE AND INDEX NUMBER	PART NUMBER	REFERENCE DESIGNATION	FIGURE AND INDEX NUMBER	PART NUMBER	REFERENCE DESIGNATION	FIGURE AND INDEX NUMBER	PART NUMBER
1A10	2- 32	8136838G1	1A10A1C27	12- 30	VK11CX100K	1A10A1C6	12- 65	5504-0012
1A10A1	12- 10	8004936G1	1A10A1C29	12- 40	8300-006C0G09	1A10A1C6	13- 28	ATC101B39-0JC
1A10A1	13- 6	8006070G1			10J	1A10A1C6	13- 28	ATC101B39-0JPX
1A10CR1	33- 82	5082-8906	1A10A1C29	12- 40	8300-006C0G08	1A10A1C6	13- 28	C17AH390J500TL
1A10CR2	33- 27	5082-2835			20J	1A10A1C6	13- 28	MA28390J-05
1A10CR3	33- 31	1N5767	1A10A1C3	13- 33	CK60AW102M	1A10A1C7	13- 26	ATC101B15-1JC
1A10A1C1	13- 35	ATC101B56-0JC	1A10A1C30	12- 42	VK11CX102K	1A10A1C7	13- 26	ATC101B15-1JPX
1A10A1C1	13- 35	ATC101B56-0JPX	1A10A1C30	12- 42	ATC200B10-4MC	1A10A1C7	13- 26	C17AH151J300TL
1A10A1C1	13- 35	C17AH560J500TL	1A10A1C30	12- 42	ATC200B10-4MPX	1A10A1C7	13- 26	MA28151J-05
1A10A1C1	13- 35	MA28560J-05	1A10A1C30	12- 42	18125C104MA	1A10A1C8	12- 12	5601-1
1A10A1C10	13- 15	ATC701B10-2JC			2060	1A10A1C8	12- 12	54-803-012
1A10A1C10	13- 15	ATC701B10-2JPX	1A10A1C31	12- 12	5601-1	1A10A1C8	13- 7	300-100W5R104K
1A10A1C10	13- 15	C17CG102J100TL	1A10A1C31	12- 12	54-803-012	1A10A1C8	13- 7	CK06BX104K
1A10A1C11	12- 13	VK11CX331K	1A10A1C32	12- 46	CK60BX150K	1A10A1C9	12- 12	5601-1
1A10A1C11	13- 7	300-100W5R104K	1A10A1C33	12- 43	ATC101B12-0JC	1A10A1C9	12- 12	54-803-012
1A10A1C11	13- 7	CK06BX104K	1A10A1C33	12- 43	ATC101B18-0JC	1A10A1C9	13- 17	5601-1
1A10A1C12	12- 62	300-100W5R104K	1A10A1C33	12- 43	ATC101B18-0CPX	1A10A1C9	13- 17	54-803-012
1A10A1C12	12- 62	CK06BX104K				1A10A1L1	12- 67	8003244G8
1A10A1C12	13- 17	5601-1	1A10A1C33	12- 43	C17AH180J500TL	1A10A1L1	13- 34	8006110-5
1A10A1C12	13- 17	54-803-012	1A10A1C33	12- 43	MA28180J-05	1A10A1L10	12- 38	56-590-65-3B
1A10A1C13	12- 13	VK11CX331K	1A10A1C34	12- 12	5601-1	1A10A1L10	13- 20	56-590-65-3B
1A10A1C13	13- 10	ATC101B33-1JC	1A10A1C34	12- 12	54-803-012	1A10A1L11	12- 18	8005646-1
1A10A1C13	13- 10	ATC101B33-1JPX	1A10A1C35	12- 41	ATC200B10-4MC	1A10A1L11	13- 20	56-590-65-3B
1A10A1C13	13- 10	C17AH331J200TL	1A10A1C35	12- 41	ATC200B10-4MPX	1A10A1L12	12- 45	8004915-1
1A10A1C13	13- 10	MA28331J-05	1A10A1C35	12- 41	18125C104MA	1A10A1L12	12- 45	8006781-1
1A10A1C14	12- 12	5601-1			2060	1A10A1L12	13- 12	8006111-1
1A10A1C14	12- 12	54-803-012	1A10A1C36	12- 46	CK60BX150K	1A10A1L13	12- 47	8005647-1
1A10A1C14	13- 13	CK60BX100K	1A10A1C37	12- 50	ATC101B10-0JC	1A10A1L13	13- 16	8006086G1
1A10A1C15	12- 46	CK60BX150K	1A10A1C37	12- 50	ATC101B10-0CPX	1A10A1L14	13- 18	8006089G3
1A10A1C15	13- 11	ATC101B10-1JC	1A10A1C37	12- 50	C17AH100J500TL	1A10A1L15	13- 21	8006110-1
1A10A1C15	13- 11	ATC101B10-1JPX	1A10A1C37	12- 50	MA28100J-05	1A10A1L16	13- 24	8006110-2
1A10A1C15	13- 11	C17AH101J500TL	1A10A1C38	12- 40	8300-006C0G09	1A10A1L19	12- 18	8005646-1
1A10A1C15	13- 11	MA28101J-05			10J	1A10A1L2	13- 38	8006089G1
1A10A1C16	12- 64	5502-0103	1A10A1C38	12- 40	8300-006C0G08	1A10A1L20	12- 49	8004615-1
1A10A1C16	13- 14	ATC101B27-1JC			20J	1A10A1L21	12- 47	8005647-1
1A10A1C16	13- 14	ATC101B27-1JPX	1A10A1C39	12- 33	CM04ED560J03	1A10A1L22	12- 51	8005647-2
1A10A1C16	13- 14	C17AH271J200TL	1A10A1C4	13- 38	VK11CX102K	1A10A1L23	12- 39	MS75008-21
1A10A1C16	13- 14	MA28271J-05	1A10A1C40	12- 54	ATC101B15-0JC	1A10A1L24	12- 24	8006088-2
1A10A1C17	12- 68	5502-0101	1A10A1C40	12- 50	ATC101B10-0JC	1A10A1L25	12- 21	8005613-1
1A10A1C17	13- 15	ATC701B10-2JC	1A10A1C40	12- 54	ATC101B15-0CPX	1A10A1L26	12- 18	8005646-1
1A10A1C17	13- 15	ATC701B10-2JPX	1A10A1C40	12- 54	C17AH150J500TL	1A10A1L27	12- 39	MS75008-21
1A10A1C17	13- 15	C17CG102J100TL	1A10A1C40	12- 54	MA28150J-05	1A10A1L28	12- 38	56-590-65-3B
1A10A1C18	12- 13	VK11CX331K	1A10A1C41	12- 20	CK60AW102M	1A10A1L29	12- 38	56-590-65-3B
1A10A1C18	13- 17	5601-1	1A10A1C45	12- 19	8310-004C0G02	1A10A1L3	12- 14	8003244G5
1A10A1C18	13- 17	54-803-012			20J	1A10A1L3	13- 27	8006110-4
1A10A1C19	12- 13	VK11CX331K	1A10A1C45	12- 19	8300-004C0G02	1A10A1L30	12- 38	56-590-65-3B
1A10A1C19	13- 22	M39003-01-2374			20J	1A10A1L31	12- 34	8006783-1
1A10A1C2	13- 15	ATC701B10-2JC	1A10A1C46	12- 19	8310-004C0G02	1A10A1L32	12- 55	8006785-1
1A10A1C2	13- 15	ATC701B10-2JPX			20J	1A10A1L33	12- 56	8006784-1
1A10A1C2	13- 15	C17CG102J100TL	1A10A1C46	12- 19	8300-004C0G02	1A10A1L4	12- 31	8005643G1
1A10A1C20	12- 12	5601-1			20J	1A10A1L4	12- 31	8006782-1
1A10A1C20	12- 12	54-803-012	1A10A1C47	12- 33	CM04ED560J03	1A10A1L4	13- 40	8006088-1
1A10A1C20	13- 19	CK60BX101K	1A10A1C5	12- 64	5502-0103	1A10A1L5	13- 20	56-590-65-3B
1A10A1C21	13- 13	CK60BX100K	1A10A1C5	13- 30	VK11CX102K	1A10A1L6	13- 20	56-590-65-3B
1A10A1C22	12- 17	VK11CX270K	1A10A1C50	12- 12	5601-1	1A10A1L7	13- 16	8006086G1
1A10A1C22	13- 23	CK60BX220K	1A10A1C50	12- 12	54-803-012	1A10A1L8	12- 38	56-590-65-3B
1A10A1C23	12- 25	8300-006C0G08	1A10A1C51	12- 44	M39003-01-2368	1A10A1L8	13- 8	8006089G2
		20J				1A10A1L9	12- 38	56-590-65-3B
1A10A1C23	13- 39	5502-0103	1A10A1C55	12- 57	VK11CX472K	1A10A1L9	13- 20	56-590-65-3B
1A10A1C25	12- 36	M39003-01-2306	1A10A1C57	12- 68	5502-0101	1A10A1R1	13- 36	RCR07G330JR
1A10A1C26	12- 12	5601-1	1A10A1C59	12- 69	M39003-01-2283	1A10A1R10	12- 15	RCR07G470JR
1A10A1C26	12- 12	54-803-012						

REFERENCE DESIGNATION	FIGURE AND INDEX NUMBER	PART NUMBER	REFERENCE DESIGNATION	FIGURE AND INDEX NUMBER	PART NUMBER	REFERENCE DESIGNATION	FIGURE AND INDEX NUMBER	PART NUMBER
1A10A1R11	12- 61	RCR32G102JR	1A10A2C13	13- 48	5601-1	1A10A2C4	13- 54	ATC101B20-1JPX
1A10A1R12	12- 66	RCR20G331JR	1A10A2C13	13- 48	54-803-012	1A10A2C4	13- 54	C17AH201J300TL
1A10A1R13	12- 11	RCR32G270JR	1A10A2C14	12- 82	CM04ED560J03	1A10A2C4	13- 54	MA28201J-05
1A10A1R14	12- 60	RCR32G100JR	1A10A2C14	13- 51	300-100W5R104K	1A10A2C5	13- 46	M39003-01-2306
1A10A1R15	12- 15	RCR07G470JR	1A10A2C14	13- 54	CK06BX104K	1A10A2C6	12- 82	CM04ED560J03
1A10A1R16	12- 32	RCR32G390JR	1A10A2C15	12- 97	CK60BX4R7K	1A10A2C6	13- 48	5601-1
1A10A1R17	12- 58	RCR32G390JR	1A10A2C16	12-105	CM04CD120J03	1A10A2C6	13- 48	54-803-012
1A10A1R17	12- 59	RCR32G100JR	1A10A2C16	13- 54	ATC101B20-1JC	1A10A2C7	12-115	5601-1
1A10A1R17	12- 59	RCR20G100JS	1A10A2C16	13- 54	ATC101B27-1JPX	1A10A2C7	12-115	501191-8
1A10A1R18	12- 22	RCR20G330JR	1A10A2C16	13- 54	C17AH201J300TL	1A10A2C7	13- 51	300-100W5R104K
1A10A1R19	12- 23	RCR32G222JR	1A10A2C16	13- 54	MA28201J-05	1A10A2C7	13- 51	CK06BX104K
1A10A1R2	13- 32	RCR20G162JR	1A10A2C17	12- 94	CK60BX6R8K	1A10A2C8	12- 97	CK60BX4R7K
1A10A1R20	12- 28	RCR07G101JR	1A10A2C17	13- 70	ATC101B27-1JC	1A10A2C8	13- 49	VK11CX472K
1A10A1R21	12- 28	RCR07G101JR	1A10A2C17	13- 70	ATC101B27-1JPX	1A10A2C9	12-105	CM04CD120J03
1A10A1R22	12- 26	RCR07G5R6JR	1A10A2C17	13- 70	C17AH271J200TL	1A10A2C9	13- 46	M39003-01-2306
1A10A1R22	12- 26	EB10G1	1A10A2C17	13- 70	MA2821J-05	1A10A2HY1	12- 80	QH902134A
1A10A1R23	12- 37	RCR07G2R7JS	1A10A2C18	12- 94	CK60BX6R8K	1A10A2HY2	12-108	QH902134A
1A10A1R23	12- 52	RCR07G221JR	1A10A2C19	12- 89	VK11CX102K	1A10A2L1	12- 85	MS18130-1
1A10A1R24	12- 27	EB10G1	1A10A2C2	12- 83	CK60BX150K	1A10A2L1	13- 53	8006097-1
1A10A1R25	12- 4	RCR20G181JR	1A10A2C2	13- 77	ATC101B82-0JC	1A10A2L10	12-100	8005613-1
1A10A1R3	13- 9	RCR07G201JR	1A10A2C2	13- 77	ATC101B12-1JC	1A10A2L10	12-100	8006088-4
1A10A1R4	13- 31	RCR20G391JR	1A10A2C2	13- 77	ATC101B12-1JPX	1A10A2L11	12-103	8005590-1
1A10A1R5	13- 29	RCR07G560JR	1A10A2C2	13- 77	C17AH121J300TL	1A10A2L13	13- 57	8006126-1
1A10A1R6	12- 61	RCR32G102JR	1A10A2C2	13- 77	MA28121J-05	1A10A2L14	13- 53	8006097-1
1A10A1R6	13- 29	RCR07G560JR	1A10A2C20	12- 89	VK11CX102K	1A10A2L15	13- 53	8006097-1
1A10A1R7	12- 66	RCR20G331JR	1A10A2C21	12-111	M39003-01-2306	1A10A2L16	13- 73	8006100-7
1A10A1R7	13- 25	RCR20G100JR	1A10A2C22	12- 92	CK60BX100K	1A10A2L17	13- 50	56-590-65-3B
1A10A1R8	12- 32	RCR32G390JR	1A10A2C22	12- 95	CK60BX100K	1A10A2L18	13- 50	56-590-65-3B
1A10A1R8	13- 9	RCR07G201JR	1A10A2C22	13- 48	5601-1	1A10A2L19	13- 50	56-590-65-3B
1A10A1R9	12- 22	RCR20G330JR	1A10A2C22	13- 48	54-803-012	1A10A2L2	12-101	8005612-1
1A10A1R9	13- 25	RCR20G100JR	1A10A2C23	12- 92	CK60BX100K	1A10A2L2	12-102	8006774-1
1A10A1T2	12- 35	8006761G1	1A10A2C23	12- 95	CK60BX100K	1A10A2L2	13- 53	8006097-1
1A10A1T2	12- 35	8006761G2	1A10A2C23	13- 48	5601-1	1A10A2L20	13- 50	56-590-65-3B
1A10A1T2	12- 35	8006773-1	1A10A2C23	13- 48	54-803-012	1A10A2L21	13- 50	56-590-65-3B
1A10A1T3	12- 53	8006143G1	1A10A2C25	13- 49	VK11CX472K	1A10A2L22	13- 50	56-590-65-3B
1A10A1T3	12- 53	8006143G3	1A10A2C26	13- 63	ATC101B15-1JC	1A10A2L3	12-100	8005613-1
1A10A1T3	12- 53	8006773-2	1A10A2C26	13- 63	ATC101B15-1JPX	1A10A2L3	12-100	8006088-4
1A10A1Z1	12- 16	CK60BX6R8K	1A10A2C26	13- 63	C17AH151J300TL	1A10A2L3	13- 76	8006100-4
1A10A1Z1	13- 37	8005630G4	1A10A2C26	13- 63	MA28151J-05	1A10A2L4	12-103	8005590-1
1A10A1Z2	12- 63	8005648-1	1A10A2C27	13- 64	ATC101B56-0JC	1A10A2L4	13- 43	MS75008-21
1A10A1Z3	12- 16	CK60BX6R8K	1A10A2C27	13- 64	ATC101B56-0JPX	1A10A2L5	12-107	56-690-65-3B
1A10A1Z5	12- 29	CK60BX100K	1A10A2C27	13- 64	C17AH560J500TL	1A10A2L5	13- 47	8006098-1
1A10A2	12- 76	8004892G1	1A10A2C27	13- 64	MA28560J-05	1A10A2L5	13- 47	8006772-1
1A10A2	13- 41	8006074G1	1A10A2C28	13- 46	M39003-01-2306	1A10A2L6	12-107	56-690-65-3B
1A10A2CR1	13- 60	5082-8906	1A10A2C29	13- 70	ATC101B27-1JC	1A10A2L6	13- 52	8006099G1
1A10A2C1	12- 83	CK60BX150K	1A10A2C29	13- 70	ATC101B27-1JPX	1A10A2L7	12-107	56-690-65-3B
1A10A2C1	13- 75	CK60BX680M	1A10A2C29	13- 70	C17AH271J200TL	1A10A2L7	13- 68	8006100-5
1A10A2C10	12-112	5601-1	1A10A2C29	13- 70	MA28271J-05	1A10A2L7	13- 68	8006100-6
1A10A2C10	12-112	54-803-012	1A10A2C3	12- 87	5502-0102	1A10A2L8	12-101	8005612-1
1A10A2C10	13- 48	5601-1	1A10A2C3	12- 90	501191-9	1A10A2L8	13- 55	8006099G2
1A10A2C10	13- 48	54-803-012	1A10A2C3	13- 54	ATC101B20-1JC	1A10A2L9	12- 85	MS18130-1
1A10A2C11	12- 87	5502-0102	1A10A2C3	13- 54	ATC101B20-1JPX	1A10A2L9	13- 43	MS75008-21
1A10A2C11	12- 90	501191-9	1A10A2C3	13- 54	C17AH201J300TL	1A10A2Q1	12- 98	515338-1
1A10A2C11	13- 54	ATC101B20-1JC	1A10A2C3	13- 54	MA28201J-05	1A10A2Q1	13- 74	515342-1
1A10A2C11	13- 54	ATC101B20-1JPX	1A10A2C30	13- 54	ATC101B20-1JC	1A10A2Q2	12- 98	515338-1
1A10A2C11	13- 54	C17AH201J300TL	1A10A2C30	13- 54	ATC101B20-1JPX	1A10A2Q2	13- 65	515343-1
1A10A2C11	13- 54	MA28201J-05	1A10A2C30	13- 54	C17AH201J300TL	1A10A2R1	12- 81	RCR20G101JR
1A10A2C11	13- 54	ATC101B22-1JC	1A10A2C30	13- 54	MA28201J-05	1A10A2R1	12- 81	RCR07G5R6JR
1A10A2C12	12- 88	5502-0101	1A10A2C4	12- 88	5502-0101	1A10A2R1	13- 45	RC42GF102J
1A10A2C12	12- 90	501191-9	1A10A2C4	12- 90	501191-9	1A10A2R10	12- 79	RCR07G5R6JR
1A10A2C12	12- 91	5502-0123	1A10A2C4	12- 91	5502-0123	1A10A2R2	12- 77	RC32GF151J
1A10A2C12	13- 73	ATC101B10-1JC	1A10A2C4	13- 54	ATC101B20-1JC	1A10A2R2	13- 42	RCR20G100JS

Section IV
Reference Designation Index

T.O. 31R2-2GRT-104
NAVELEX 0967-LP-429-5020

REFERENCE DESIGNATION	FIGURE AND INDEX NUMBER	PART NUMBER	REFERENCE DESIGNATION	FIGURE AND INDEX NUMBER	PART NUMBER	REFERENCE DESIGNATION	FIGURE AND INDEX NUMBER	PART NUMBER
1A10A2R3	12- 77	RC32GF151J	1A10A3L11	12-103	8005590-1	1A10A4C6	12- 82	CM04ED560J03
1A10A2R3	13- 72	RCR20G4R7JS	1A10A3L2	12-101	8005612-1	1A10A4C7	12-115	5601-1
1A10A2R4	12- 77	RC32GF151J	1A10A3L2	12-102	8006774-1	1A10A4C7	12-115	501191-8
1A10A2R4	13- 62	RCR07G123JS	1A10A3L3	12-100	8005613-1	1A10A4C8	12- 97	CK60BX4R7K
1A10A2R5	12- 81	RCR20G101JR	1A10A3L3	12-100	8006088-4	1A10A4C9	12-105	CM04CD120J03
1A10A2R5	12- 81	RCR07G5R6JR	1A10A3L4	12-103	8005590-1	1A10A4HY1	12- 80	QH902134A
1A10A2R5	13- 59	RCR07G222JS	1A10A3L5	12-107	56-690-65-3B	1A10A4HY2	12-108	QH902134A
1A10A2R6	12-109	RC42GF151J	1A10A3L6	12-107	56-690-65-3B	1A10A4L1	12- 85	MS18130-1
1A10A2R6	13- 58	RCR07G152JS	1A10A3L7	12-107	56-690-65-3B	1A10A4L10	12-100	8005613-1
1A10A2R6	13- 58	RCR07G821JS	1A10A3L8	12-101	8005612-1	1A10A4L10	12-100	8006088-4
1A10A2R7	12-109	RC42GF151J	1A10A3L9	12- 85	MS18130-1	1A10A4L11	12-103	8005590-1
1A10A2R7	13- 61	RCR07G271JS	1A10A3Q1	12- 98	515338-1	1A10A4L2	12-101	8005612-1
1A10A2R8	12-109	RC42GF151J	1A10A3Q2	12- 98	515338-1	1A10A4L2	12-102	8006774-1
1A10A2R8	13- 44	RW67V271	1A10A3R1	12- 81	RCR20G101JR	1A10A4L3	12-100	8005613-1
1A10A2R9	12- 79	RCR07G5R6JR	1A10A3R1	12- 81	RCR07G5R6JR	1A10A4L3	12-100	8006088-4
1A10A2T1	12- 86	8006143G1	1A10A3R10	12- 79	RCR07G5R6JR	1A10A4L4	12-103	8005590-1
1A10A2T1	12- 86	8006143G2	1A10A3R2	12- 77	RC32GF151J	1A10A4L5	12-107	56-690-65-3B
1A10A2T1	12- 86	8006773-1	1A10A3R3	12- 77	RC32GF151J	1A10A4L6	12-107	56-690-65-3B
1A10A2T2	12- 93	8006143G1	1A10A3R4	12- 77	RC32GF151J	1A10A4L7	12-107	56-690-65-3B
1A10A2T2	12- 93	8006143G2	1A10A3R5	12- 81	RCR20G101JR	1A10A4L8	12-101	8005612-1
1A10A2T2	12- 93	8006773-2	1A10A3R5	12- 81	RCR07G5R6JR	1A10A4L9	12- 85	MS18130-1
1A10A2Z1	12- 84	8005665G1	1A10A3R6	12-109	RC42GF151J	1A10A4Q1	12- 98	515338-1
1A10A2Z2	12- 84	8005665G1	1A10A3R7	12-109	RC42GF151J	1A10A4Q2	12- 98	515338-1
1A10A2Z3	12- 96	8005666-1	1A10A3R8	12-109	RC42GF151J	1A10A4R1	12- 81	RCR20G101JR
1A10A2Z4	12- 96	8005666-1	1A10A3R9	12- 79	RCR07G5R6JR	1A10A4R1	12- 81	RCR07G5R6JR
1A10A2Z5	12-104	8005666-3	1A10A3T1	12- 86	8006143G1	1A10A4R10	12- 79	RCR07G5R6JR
1A10A2Z6	12-114	8005666-4	1A10A3T1	12- 86	8006143G2	1A10A4R2	12- 77	RC32GF151J
1A10A2Z7	12-106	8005666-6	1A10A3T1	12- 86	8006773-1	1A10A4R3	12- 77	RC32GF151J
1A10A2Z8	12-113	8005666-5	1A10A3T2	12- 93	8006143G1	1A10A4R4	12- 77	RC32GF151J
1A10A3	12- 76	8004892G1	1A10A3T2	12- 93	8006143G2	1A10A4R5	12- 81	RCR20G101JR
1A10A3C1	12- 83	CK60BX150K	1A10A3T2	12- 93	8006773-2	1A10A4R5	12- 81	RCR07G5R6JR
1A10A3C10	12-112	5601-1	1A10A3T2	12- 93	8006773-2	1A10A4R6	12-109	RC42GF151J
1A10A3C10	12-112	54-803-012	1A10A3T2	12- 93	8006773-2	1A10A4R6	12-109	RC42GF151J
1A10A3C11	12- 87	5502-0102	1A10A3T2	12- 93	8006773-2	1A10A4R7	12-109	RC42GF151J
1A10A3C11	12- 90	501191-9	1A10A3T2	12- 93	8006773-2	1A10A4R7	12-109	RC42GF151J
1A10A3C12	12- 88	5502-0101	1A10A3T2	12- 93	8006773-2	1A10A4R8	12-109	RC42GF151J
1A10A3C12	12- 90	501191-9	1A10A3T2	12- 93	8006773-2	1A10A4R9	12- 79	RCR07G5R6JR
1A10A3C12	12- 90	501191-9	1A10A3T2	12- 93	8006773-2	1A10A4R9	12- 79	RCR07G5R6JR
1A10A3C14	12- 82	CM04ED560J03	1A10A3T2	12- 93	8006773-2	1A10A4T1	12- 86	8006143G1
1A10A3C15	12- 97	CK60BX4R7K	1A10A3T2	12- 93	8006773-2	1A10A4T1	12- 86	8006143G2
1A10A3C16	12-105	CM04CD120J03	1A10A3T2	12- 93	8006773-2	1A10A4T1	12- 86	8006143G2
1A10A3C17	12- 94	CK60BX6R8K	1A10A3T2	12- 93	8006773-2	1A10A4T1	12- 86	8006143G2
1A10A3C18	12- 94	CK60BX6R8K	1A10A3T2	12- 93	8006773-2	1A10A4T1	12- 86	8006143G2
1A10A3C19	12- 89	VK11CX102K	1A10A3T2	12- 93	8006773-2	1A10A4T1	12- 86	8006143G2
1A10A3C2	12- 83	CK60BX150K	1A10A3T2	12- 93	8006773-2	1A10A4T1	12- 86	8006143G2
1A10A3C20	12- 89	VK11CX102K	1A10A3T2	12- 93	8006773-2	1A10A4T1	12- 86	8006143G2
1A10A3C21	12-111	M39003-01-2306	1A10A3T2	12- 93	8006773-2	1A10A4T1	12- 86	8006143G2
1A10A3C22	12- 95	CK60BX100K	1A10A3T2	12- 93	8006773-2	1A10A4T1	12- 86	8006143G2
1A10A3C23	12- 95	CK60BX100K	1A10A3T2	12- 93	8006773-2	1A10A4T1	12- 86	8006143G2
1A10A3C3	12- 87	5502-0102	1A10A3T2	12- 93	8006773-2	1A10A4T1	12- 86	8006143G2
1A10A3C3	12- 90	501191-9	1A10A3T2	12- 93	8006773-2	1A10A4T1	12- 86	8006143G2
1A10A3C4	12- 88	5502-0101	1A10A3T2	12- 93	8006773-2	1A10A4T1	12- 86	8006143G2
1A10A3C4	12- 90	501191-9	1A10A3T2	12- 93	8006773-2	1A10A4T1	12- 86	8006143G2
1A10A3C6	12- 82	CM04ED560J03	1A10A3T2	12- 93	8006773-2	1A10A4T1	12- 86	8006143G2
1A10A3C7	12-115	5601-1	1A10A3T2	12- 93	8006773-2	1A10A4T1	12- 86	8006143G2
1A10A3C7	12-115	501191-8	1A10A3T2	12- 93	8006773-2	1A10A4T1	12- 86	8006143G2
1A10A3C8	12- 97	CK60BX4R7K	1A10A3T2	12- 93	8006773-2	1A10A4T1	12- 86	8006143G2
1A10A3C9	12-105	CM04CD120J03	1A10A3T2	12- 93	8006773-2	1A10A4T1	12- 86	8006143G2
1A10A3HY1	12- 80	QH902134A	1A10A3T2	12- 93	8006773-2	1A10A4T1	12- 86	8006143G2
1A10A3HY2	12-108	QH902134A	1A10A3T2	12- 93	8006773-2	1A10A4T1	12- 86	8006143G2
1A10A3L1	12- 85	MS18130-1	1A10A3T2	12- 93	8006773-2	1A10A4T1	12- 86	8006143G2
1A10A3L10	12-100	8005613-1	1A10A3T2	12- 93	8006773-2	1A10A4T1	12- 86	8006143G2
1A10A3L10	12-100	8006088-4	1A10A3T2	12- 93	8006773-2	1A10A4T1	12- 86	8006143G2
1A10A3L10	12-100	8006088-4	1A10A3T2	12- 93	8006773-2	1A10A4T1	12- 86	8006143G2

T.O. 31R2-2GRT-104
NAVELEX 0967-LP-429-5020

Section IV
Reference Designation Index

REFERENCE DESIGNATION	FIGURE AND INDEX NUMBER	PART NUMBER	REFERENCE DESIGNATION	FIGURE AND INDEX NUMBER	PART NUMBER	REFERENCE DESIGNATION	FIGURE AND INDEX NUMBER	PART NUMBER
1A10A5R7	12-128	RCR07G562JR	1A10C40	33- 59	C17CG821J100TL	1A10FL3	12-146	51712001
1A10A5R8	12-126	RCR07G222JR	1A10C41	33- 9	501191-8	1A10FL3	12-146	51712001
1A10A5R9	12-124	RCR07G122JR	1A10C42	33- 50	54-803-012	1A10FL3	33- 55	1250-237
1A10A5R9	12-124	RCR07G561JR	1A10C43	33- 8	18125C104MA	1A10FL4	12-146	51712001
1A10A6	12- 70	8004894G1			2060	1A10FL4	13- 94	51712001
1A10A6R1	12- 71	RC42GF101J	1A10C44	33- 50	54-803-012	1A10FL4	12-146	1250-237
1A10C1	33- 29	ATC101B15-0CPX	1A10C45	33- 50	54-803-012	1A10FL4	33- 55	51712001
1A10C10	33- 9	501191-8	1A10C46	33- 50	54-803-012	1A10FL5	12-145	8006104-1
1A10C11	33- 22	ATC101B5R1-0CPX	1A10C47	33- 8	18125C104MA	1A10FL5	12-145	51212011
					2060	1A10FL5	13- 93	8006104-1
1A10C11	33- 22	MA285R1C-05	1A10C48	33- 34	M39003-01-2268	1A10FL5	13- 93	51712011
1A10C12	33- 8	18125C104MA	1A10C48	12- 3	CK60BX2R2K	1A10J1	12- 9	700063
			1A10C48	12- 3	CK60BX3R3K	1A10J1	12- 9	700063
1A10C13	33- 50	54-803-012	1A10C48	12- 3	CK60BX447K	1A10J1	13- 2	50-047-000
1A10C14	33- 64	ATC101B18-0CPX	1A10C49	12- 3	CK60BX2R2K	1A10J1	13- 2	50-047-000
1A10C14	33- 64	C17AH180J500TL	1A10C49	12- 3	CK60BX3R3K	1A10L1	33- 25	8136880-1
1A10C15	33- 59	ATC101B82-1JPX	1A10C49	12- 3	CK60BX4R7K	1A10L10	33- 7	56-590-65-3B
1A10C15	33- 59	C17CG821J100TL	1A10C49	12- 3	CK60BX6R8K	1A10L11	33- 7	56-590-65-3B
1A10C16	33- 59	ATC101B82-1JPX	1A10C49	33- 9	501191-8	1A10L12	33- 7	56-590-65-3B
1A10C16	33- 59	C17CG821J100TL	1A10C5	33- 9	501191-8	1A10L15	33- 7	56-590-65-3B
1A10C17	33- 18	ATC101B56-0JPX	1A10C50	33- 49	CK60AW152M	1A10L16	33- 7	56-590-65-3B
1A10C18	33- 9	501191-8	1A10C50	33- 49	501240-64	1A10L17	33- 13	MS75083-3
1A10C19	33- 22	ATC101B5R1-0CPX	1A10C51	33- 12	M39003-01-2312	1A10L18	33- 7	56-590-65-3B
1A10C19	33- 22	MA285R1C-05	1A10C52	12- 3	CK60BX4R7K	1A10L19	33- 25	8136880-1
1A10C2	33- 8	18125C104MA	1A10C52	12- 3	CK60BX6R8K	1A10L2	33- 25	8136880-1
			1A10C52	12- 3	CK60BX100K	1A10L20	33- 25	8136880-1
1A10C20	33- 9	501191-8	1A10C52	12- 3	CK60BX150K	1A10L21	33- 7	56-590-65-3B
1A10C21	33- 8	18125C104MA	1A10C52	33- 9	501191-8	1A10L22	33- 7	56-590-65-3B
			1A10C53	12- 3	CK60BX4R7K	1A10L23	33- 7	56-590-65-3B
1A10C22	33- 50	54-803-012	1A10C53	12- 3	CK60BX6R8K	1A10L24	33- 13	MS75083-3
1A10C23	33- 50	54-803-012	1A10C53	12- 3	CK60BX100K	1A10L25	33- 13	MS75083-3
1A10C24	33- 59	ATC101B82-1JPX	1A10C53	33- 30	ATC701B47-1JPX	1A10L26	33- 7	56-590-65-3B
1A10C24	33- 59	C17CG821J100TL	1A10C54	12- 3	CK60BX4R7K	1A10L27	33- 75	8136879-5
1A10C25	33- 59	ATC101B82-1JPX	1A10C54	12- 3	CK60BX6R8K	1A10L28	33- 61	8136879-6
1A10C25	33- 59	C17CG821J100TL	1A10C54	12- 3	CK60BX100K	1A10L3	33- 25	8136880-1
1A10C26	33- 73	ATC101B75-0JPX	1A10C54	12- 3	CK60BX150K	1A10L4	33- 25	8136880-1
1A10C26	33- 73	C17AH750J500TL	1A10C54	33- 12	M39003-01-2312	1A10L5	33- 13	MS75083-3
1A10C27	33- 9	501191-8	1A10C56	12- 3	CK60BX4R7K	1A10L6	33- 13	MS75083-3
1A10C28	33- 59	ATC101B82-1JPX	1A10C56	12- 3	CK60BX6R8K	1A10L7	33- 13	MS75083-3
1A10C28	33- 59	C17CG821J100TL	1A10C56	12- 3	CK60BX100K	1A10L8	33- 13	MS75083-3
1A10C29	33- 85	ATC101B3R9-0CPX	1A10C56	12- 3	CK60BX150K	1A10L9	33- 7	56-590-65-3B
1A10C29	33- 85	C17AH3R9C500TL	1A10C58	12- 3	CK60BX4R7K	1A10P1	12-141	DEC9PFO
1A10C3	33- 29	ATC101B15-0CPX	1A10C58	12- 3	CK60BX6R8K	1A10P1	12-141	DEU9PFO
1A10C30	33- 59	ATC101B82-1JPX	1A10C58	12- 3	CK60BX100K	1A10P1	12-141	234-09-11-100
1A10C30	33- 59	C17CG821J100TL	1A10C58	12- 3	CK60BX150K	1A10P1	13- 89	DEC9PFO
1A10C31	33- 22	ATC101B5R1-0CPX	1A10C6	33- 9	501191-8	1A10P1	13- 89	DEU9PFO
			1A10C7	33- 60	ATC101B27-0JPX	1A10P1	13- 89	234-09-11-100
1A10C31	33- 22	MA285R1C-05	1A10C7	33- 60	C17AH270J500TL	1A10P1	33- 44	234-09-11-100
1A10C32	33- 9	501191-8	1A10C7	33- 60	MA28270J-05	1A10P1	33- 44	DEU9PFO
1A10C33	33- 8	18125C104MA	1A10C8	33- 18	ATC101B56-0JPX	1A10P2	12-132	KA51-03
			1A10C9	33- 9	501191-8	1A10P2	12-132	KA59-191
1A10C34	33- 50	54-803-012	1A10FL1	12-145	8006104-1	1A10P2	13- 81	KA51-03
1A10C35	33- 12	M39003-01-2312	1A10FL1	12-145	51712011	1A10P2	13- 81	KA59-191
1A10C36	33- 50	54-803-012	1A10FL1	13- 93	8006104-1	1A10P2	33- 79	KA59-191
1A10C37	33- 70	ATC101B10-0CPX	1A10FL1	13- 93	51712011	1A10P3	12-135	UG1465U
1A10C37	33- 70	MA28100J-05	1A10FL1	33- 55	51712011	1A10P3	13- 83	UG1465U
1A10C38	33- 9	501191-8	1A10FL2	12-146	51712001	1A10P3	33- 2	UG1465U
1A10C39	33- 9	501191-8	1A10FL2	12-146	51712001	1A10P4	12-135	UG1465U
1A10C4	33- 36	ATC101B22-0CPX	1A10FL2	12-146	1250-237	1A10P4	13- 83	UG1465U
1A10C4	33- 36	C17AH220J500TL	1A10FL2	33- 55	51712011	1A10P4	33- 2	UG1465U
1A10C40	33- 59	ATC101B82-1JPX	1A10FL3	12-146	51712001	1A10P5	33- 39	M39012-76-0002
			1A10FL3	13- 94	51712001	1A10Q1	12- 2	515337-1

Section IV
Reference Designation Index

T.O. 31R2-2GRT-104
NAVELEX 0967-LP-429-5020

REFERENCE DESIGNATION	FIGURE AND INDEX NUMBER	PART NUMBER	REFERENCE DESIGNATION	FIGURE AND INDEX NUMBER	PART NUMBER	REFERENCE DESIGNATION	FIGURE AND INDEX NUMBER	PART NUMBER
1A10Q1	13 - 4	515337-1	1A10Z2	13 - 3	8006160-2	1A3CR2	26 - 19	JAN1N4245
1A10Q1	33 - 38	515538-1	1A10Z2	13 - 3	8006160-3	1A3CR2	31 - 5	JAN1N4838
1A10Q2	12 - 2	515337-1	1A10Z2	13 - 3	8006160-4	1A3CR2	32 - 18	JAN1N4148
1A10Q2	13 - 6	511810-1	1A10Z2	13 - 3	8006160-5	1A3CR3	26 - 8	JAN1N658
1A10Q2	33 - 62	515538-2	1A10Z2	33 - 23	8137415G2	1A3CR3	26 - 8	JAN1N914
1A10Q3	12 - 6	515332-1	1A10Z3	33 - 24	8137415G1	1A3CR3	32 - 18	JAN1N4148
1A10Q3	13 - 6	511824-2	1A10Z4	12 - 6	8006159-1	1A3CR4	26 - 14	JAN1N914
1A10Q3	33 - 19	515538-3	1A10Z4	12 - 6	8006159-2	1A3CR4	32 - 18	JAN1N4148
1A10Q4	12 - 7	515338-1	1A10Z4	12 - 6	8006159-3	1A3CR5	32 - 18	JAN1N4148
1A10Q4	33 - 74	515538-5	1A10Z4	12 - 6	8006159-4	1A3CR6	32 - 27	JAN1N4245
1A10Q5	12 - 7	515338-1	1A10Z4	12 - 6	8006159-5	1A3CR7	32 - 27	JAN1N4245
1A10R1	12 - 150	RW21V4R7	1A10Z4	33 - 14	501076-1	1A3CR8	32 - 27	JAN1N4245
1A10R1	13 - 98	RW21V100	1A10Z5	33 - 14	501076-1	1A3CR9	32 - 27	JAN1N4245
1A10R1	33 - 32	RCR07G470JS	1A2	2 - 14	8004217G1	1A3C1	26 - 21	M39003-01-2312
1A10R10	33 - 83	RCR07G123JS	1A2	2 - 14	8004217G2	1A3C1	31 - 2	M39003-01-5690
1A10R11	33 - 77	RCR07G222JS	1A2CR1	4 - 4	JAN1N4249	1A3C1	32 - 12	M39014-02-1230
1A10R13	33 - 37	RCR07G181JS	1A2CR1	4 - 14	JAN1N914	1A3C10	32 - 12	M39014-02-1230
1A10R14	33 - 46	RCR07G820JS	1A2CR3	4 - 7	1N4145	1A3C11	32 - 12	M39014-02-1230
1A10R15	33 - 17	RCR20G100JS	1A2C1	4 - 11	M39003-01-2374	1A3C12	32 - 12	M39014-02-1230
1A10R16	33 - 17	RCR20G100JS	1A2C2	4 - 21	M39003-01-2271	1A3C2	26 - 24	M39003-01-2374
1A10R17	33 - 66	RCR07G221JS	1A2C3	4 - 21	M39003-01-2271	1A3C2	32 - 19	M39003-01-2356
1A10R18	33 - 35	RCR07G271JS	1A2Q1	4 - 8	JAN2N2907A	1A3C3	32 - 19	M39003-01-2356
1A10R19	33 - 28	RCR07G681JS	1A2Q10	4 - 8	JAN2N2907A	1A3C4	26 - 25	M39003-01-2359
1A10R2	12 - 150	RCR07G334JR	1A2Q2	4 - 15	JAN2N1613	1A3C4	32 - 12	M39014-02-1230
1A10R2	13 - 96	RCR07G334JR	1A2Q3	4 - 8	JAN2N2907A	1A3C5	26 - 13	M39003-01-2304
1A10R2	33 - 46	RCR07G820JS	1A2Q4	4 - 28	2N3741	1A3C5	32 - 12	M39014-02-1230
1A10R20	33 - 52	RCR20G200JS	1A2Q5	4 - 15	JAN2N1613	1A3C6	32 - 12	M39014-02-1230
1A10R21	33 - 69	RCR07G4R7JS	1A2Q6	4 - 15	JAN2N1613	1A3C7	32 - 19	M39003-01-2356
1A10R21	33 - 69	RCR07G3R3JS	1A2Q7	4 - 8	JAN2N2907A	1A3C8	32 - 19	M39003-01-2356
1A10R21	33 - 69	RCR07G3R9JS	1A2Q8	4 - 2	JAN2N2222A	1A3C9	32 - 12	M39014-02-1230
1A10R21	33 - 69	RCR07G5R1JS	1A2Q9	4 - 8	JAN2N2907A	1A3K1	26 - 16	208-00061
1A10R21	33 - 69	RCR07G5R6JS	1A2R1	4 - 10	RCR07G392JR	1A3Q1	26 - 22	JAN2N2907A
1A10R21	33 - 69	RCR07G6R6JS	1A2R10	4 - 17	RCR07G332JR	1A3Q1	31 - 4	JAN2N2222A
1A10R21	33 - 69	RCR07G8R2JS	1A2R11	4 - 19	RC42GF241J	1A3Q1	32 - 36	515425-1
1A10R22	33 - 69	RCR07G4R7JS	1A2R12	4 - 18	RC42GF201J	1A3Q1	32 - 36	ITS31291
1A10R22	33 - 69	RCR07G3R3JS	1A2R13	4 - 13	RCR07G512JR	1A3Q2	26 - 3	JAN2N1132
1A10R22	33 - 69	RCR07G3R9JS	1A2R14	4 - 12	RCR32G510JR	1A3Q2	32 - 36	515425-1
1A10R22	33 - 69	RCR07G5R1JS	1A2R15	4 - 16	RCR07G432JR	1A3Q2	32 - 36	ITS31291
1A10R22	33 - 69	RCR07G5R6JS	1A2R16	4 - 10	RCR07G392JR	1A3Q3	26 - 4	JAN2N2222A
1A10R22	33 - 69	RCR07G6R6JS	1A2R17	4 - 24	RCR07G271JR	1A3Q3	32 - 23	JAN2N2907A
1A10R22	33 - 69	RCR07G8R2JS	1A2R18	4 - 6	RCR07G222JR	1A3Q4	32 - 23	JAN2N2907A
1A10R25	12 - 4	MS245N	1A2R19	4 - 5	RCR07G103JR	1A3Q5	32 - 23	JAN2N2907A
1A10R3	33 - 58	RWR81SR102FP	1A2R2	4 - 10	RCR07G392JR	1A3Q6	32 - 23	JAN2N2907A
1A10R4	33 - 47	RCR07G911JS	1A2R20	4 - 20	RCR07G914JR	1A3R1	26 - 17	RCR32G223JR
1A10R5	33 - 51	RCR07G361JS	1A2R21	4 - 9	RCR07G183JR	1A3R1	31 - 9	RCR07G472JS
1A10R6	33 - 63	RCR07G151JS	1A2R22	4 - 20	RCR07G914JR	1A3R1	32 - 3	RNC55H1003FM
1A10R7	33 - 68	RWR84S80R6FP	1A2R23	4 - 27	RCR07G102JR	1A3R10	26 - 9	RCR20G181JR
1A10R8	33 - 71	RWR84S64R9FP	1A2R24	4 - 22	RCR07G563JR	1A3R10	32 - 5	RNC55H1402FM
1A10R9	33 - 78	RCR07G131JS	1A2R25	4 - 23	RCR07G133JR	1A3R10	32 - 5	RNC55H1002FM
1A10T1	33 - 33	8136875G1	1A2R3	4 - 9	RCR07G183JR	1A3R10	32 - 5	RNC55H1102FM
1A10T10	33 - 76	8136877G2	1A2R4	4 - 5	RCR07G103JR	1A3R10	32 - 5	RNC55H1212FM
1A10T2	33 - 26	8136875G3	1A2R5	4 - 6	RCR07G222JR	1A3R10	32 - 5	RNC55H1302FM
1A10T3	33 - 21	8136876G1	1A2R6	4 - 25	RCR07G5R1JR	1A3R10	32 - 5	RNC55H1502FM
1A10T4	33 - 65	8136875G2	1A2R7	4 - 27	RCR07G102JR	1A3R10	32 - 5	RNC55H1622FM
1A10T5	33 - 14	8136878G1	1A2R8	4 - 26	RC42GF182J	1A3R10	32 - 5	RNC55H1742FM
1A10T6	33 - 19	8136876G1	1A2R9	4 - 1	RCR07G273JR	1A3R10	32 - 5	RNC55H1822FM
1A10T7	33 - 67	8136877G1	1A3	2 - 50	LDBWS00696AD 000	1A3R11	26 - 2	RCR07G332JR
1A10T8	33 - 72	8136890-1				1A3R11	32 - 6	RJR24CP203M
1A10T9	33 - 11	8136890-2	1A3	26 -	8004210G1	1A3R12	26 - 15	RCR07G822JR
1A10VR1	33 - 53	JAN1N746A	1A3	2 - 50	8009574G1	1A3R12	32 - 22	RCR07G202JS
1A10Z1	33 - 10	8136881G2	1A3CR1	26 - 19	JAN1N4245	1A3R13	26 - 7	RCR07G682JR
1A10Z2	13 - 3	8006160-1	1A3CR1	31 - 5	JAN1N4838	1A3R13	32 - 1	RCR07G681JS
			1A3CR1	32 - 18	JAN1N4148	1A3R14	26 - 18	RC42GF390J

REFERENCE DESIGNATION	FIGURE AND INDEX NUMBER	PART NUMBER	REFERENCE DESIGNATION	FIGURE AND INDEX NUMBER	PART NUMBER	REFERENCE DESIGNATION	FIGURE AND INDEX NUMBER	PART NUMBER
1A3R14	32- 28	RCR07G302JS	1A3R49	32- 17	RNC55H1963FM	1A3U4	32- 29	JAN4N23
1A3R15	26- 18	RC42GF390J	1A3R5	26- 10	RCR07G561JR	1A3VR1	26- 23	1N4106
1A3R15	32- 10	RCR07G301JS	1A3R5	31- 8	RCR07G181JS	1A3VR1	32- 2	JAN1N746A
1A3R16	26- 11	RCR07G362JR	1A3R5	32- 37	RNC55H4992BM	1A3VR2	32- 2	JAN1N746A
1A3R16	32- 3	RNC55H1003FM	1A3R50	32- 11	RJR24CP103P	1A3VR3	32- 2	JAN1N746A
1A3R17	26- 17	RCR32G223JR	1A3R51	32- 16	RNC55H3010FM	1A3VR4	32- 2	JAN1N746A
1A3R17	32- 38	RNC55H1001FM	1A3R52	32- 13	RNC55H1501BM	1A3VR5	32- 2	JAN1N746A
1A3R18	32- 38	RNC55H1001FM	1A3R53	32- 15	RNC55H3322FM	1A4	2- 15	8004214G1
1A3R19	32- 37	RNC55H4992BM	1A3R54	32- 14	RCR07G152JS	1A4CR1	5- 23	JAN1N914
1A3R2	26- 1	RCR07G681JR	1A3R55	32- 20	RNC55H4022FM	1A4CR4	5- 23	JAN1N914
1A3R2	31- 3	RCR07G822JS	1A3R56	32- 14	RCR07G152JS	1A4C1	5- 6	M39003-01-2286
1A3R2	32- 3	RNC55H1003FM	1A3R57	32- 17	RNC55H1963FM	1A4C10	5- 32	CK13BX103K
1A3R20	32- 37	RNC55H4992BM	1A3R58	32- 21	RNC55H1002FM	1A4C11	5- 32	CK13BX103K
1A3R21	32- 37	RNC55H4992BM	1A3R58	32- 21	RNC55H2001FM	1A4C12	5- 32	CK13BX103K
1A3R22	32- 3	RNC55H1003FM	1A3R58	32- 21	RNC55H3011FM	1A4C13	5- 31	CK12BX472K
1A3R23	32- 8	RNC55H6812FM	1A3R58	32- 21	RNC55H4021FM	1A4C14	5- 6	M39003-01-2286
1A3R24	32- 9	RNC55H5111FM	1A3R58	32- 21	RNC55H5111FM	1A4C17	5- 6	M39003-01-2286
1A3R24	32- 9	RNC55H3001FM	1A3R58	32- 21	RNC55H6041FM	1A4C18	5- 10	M39003-01-2254
1A3R24	32- 9	RNC55H4021FM	1A3R58	32- 21	RNC55H7871FM	1A4C2	5- 6	M39003-01-2286
1A3R24	32- 9	RNC55H6001FM	1A3R58	32- 21	RNC55H8871FM	1A4C3	5- 19	CK60AX471K
1A3R24	32- 9	RNC55H7151FM	1A3R58	32- 21	RNC55H7151FM	1A4C4	5- 6	M39003-01-2286
1A3R25	32- 6	RJR24CP203M	1A3R58	32- 21	RNC55H1102FM	1A4C6	5- 6	M39003-01-2286
1A3R26	32- 22	RCR07G202JS	1A3R58	32- 21	RNC55H1212FM	1A4C7	5- 31	CK12BX472K
1A3R27	32- 1	RCR07G681JS	1A3R58	32- 21	RNC55H1302FM	1A4C8	5- 31	CK12BX472K
1A3R28	32- 28	RCR07G302JS	1A3R58	32- 21	RNC55H1402FM	1A4C9	5- 31	CK12BX472K
1A3R29	32- 10	RCR07G301JS	1A3R59	32- 22	RCR07G202JS	1A4Q1	5- 1	JAN2N1613
1A3R3	26- 26	RCR07G472JR	1A3R6	26- 27	RCR07G183JR	1A4Q10	5- 1	JAN2N1613
1A3R3	31- 7	RCR07G123JS	1A3R6	32- 37	RNC55H4992BM	1A4Q3	5- 14	JAN2N2222A
1A3R3	32- 38	RNC55H1001FM	1A3R60	32- 25	RCR07G621JS	1A4Q4	5- 16	JAN2N2907A
1A3R30	32- 3	RNC55H1003FM	1A3R61	32- 28	RCR07G302JS	1A4Q5	5- 1	JAN2N1613
1A3R31	32- 34	RNC55H4642FM	1A3R62	32- 10	RCR07G301JS	1A4Q7	5- 1	JAN2N1613
1A3R32	32- 11	RJR24CP103P	1A3R63	32- 30	RCR07G332JS	1A4Q8	5- 1	JAN2N1613
1A3R33	32- 17	RNC55H1963FM	1A3R64	32- 30	RCR07G332JS	1A4Q9	5- 1	JAN2N1613
1A3R34	32- 17	RNC55H1963FM	1A3R65	32- 1	RCR07G681JS	1A4R1	5- 25	RCR07G104JR
1A3R35	32- 11	RJR24CP103P	1A3R66	32- 31	RCR07G472JS	1A4R10	5- 22	RCR07G102JR
1A3R36	32- 13	RNC55H1501BM	1A3R67	32- 31	RCR07G472JS	1A4R11	5- 13	RCR07G103JR
1A3R37	32- 26	RNC55H3011FM	1A3R68	32- 32	RCR07G512JS	1A4R15	5- 29	RCR07G472JR
1A3R38	32- 3	RNC55H1003FM	1A3R69	32- 4	RNC55H1213FM	1A4R15	5- 29	RCR07G562JR
1A3R39	32- 8	RNC55H6812FM	1A3R7	26- 1	RCR07G681JR	1A4R15	5- 29	RN5505621F
1A3R4	26- 11	RCR07G392JR	1A3R7	32- 37	RNC55H4992BM	1A4R16	5- 30	RCR07G472JR
1A3R4	31- 6	RCR07G102JS	1A3R70	32- 5	RNC55H1402FM	1A4R16	5- 30	RN55D4321F
1A3R4	32- 38	RNC55H1001FM	1A3R70	32- 5	RNC55H1002FM	1A4R17	5- 30	RCR07G472JR
1A3R40	32- 17	RNC55H1963FM	1A3R70	32- 5	RNC55H1102FM	1A4R17	5- 30	RN55D4321F
1A3R41	32- 35	RNC55H4021FM	1A3R70	32- 5	RNC55H1212FM	1A4R17	5- 30	RN55D5621F
1A3R41	32- 35	RNC55H2001FM	1A3R70	32- 5	RNC55H1302FM	1A4R17	5- 30	RN55D6041F
1A3R41	32- 35	RNC55H3011FM	1A3R70	32- 5	RNC55H1502FM	1A4R18	5- 25	RCR07G104JR
1A3R41	32- 35	RNC55H5111FM	1A3R70	32- 5	RNC55H1622FM	1A4R19	5- 25	RCR07G104JR
1A3R41	32- 35	RNC55H6041FM	1A3R70	32- 5	RNC55H1742FM	1A4R2	5- 13	RCR07G103JR
1A3R41	32- 35	RNC55H7151FM	1A3R70	32- 5	RNC55H1822FM	1A4R20	5- 13	RCR07G103JR
1A3R41	32- 35	RNC55H7871FM	1A3R71	32- 3	RNC55H1003FM	1A4R21	5- 33	RCR07G124JR
1A3R41	32- 35	RNC55H8871FM	1A3R72	32- 8	RNC55H6812FM	1A4R22	5- 35	RCR07G623JR
1A3R41	32- 35	RNC55H1002FM	1A3R73	32- 9	RNC55H5111FM	1A4R23	5- 34	RCR07G334JR
1A3R41	32- 35	RNC55H1102FM	1A3R73	32- 9	RNC55H3001FM	1A4R24	5- 34	RCR07G334JR
1A3R41	32- 35	RNC55H1212FM	1A3R73	32- 9	RNC55H4021FM	1A4R25	5- 2	RCR07G222JR
1A3R41	32- 35	RNC55H1302FM	1A3R73	32- 9	RNC55H6001FM	1A4R3	5- 3	RCR07G331JR
1A3R41	32- 35	RNC55H1402FM	1A3R73	32- 9	RNC55H7151FM	1A4R3	5- 3	RN55D3320F
1A3R42	32- 22	RCR07G202JS	1A3R8	32- 3	RNC55H1003FM	1A4R31	5- 28	RCR07G182JR
1A3R43	32- 1	RCR07G681JS	1A3R9	26- 6	RCR07G123JR	1A4R32	5- 27	RCR07G622JR
1A3R44	32- 28	RCR07G302JS	1A3R9	32- 4	RNC55H1213FM	1A4R33	5- 27	RCR07G622JR
1A3R45	32- 10	RCR07G301JS	1A3T1	26- 20	52842	1A4R34	5- 13	RCR07G103JR
1A3R46	32- 33	RNC55H4222FM	1A3U1	32- 7	507432-1	1A4R35	5- 8	RCR07G623JR
1A3R47	32- 11	RJR24CP103P	1A3U2	32- 7	507432-1	1A4R36	5- 7	RN55D5621F
1A3R48	32- 17	RNC55H1963FM	1A3U3	32- 29	JAN4N23	1A4R37	5- 5	RN55D5231F

T.O. 31R2-2GRT-104

REFERENCE DESIGNATION	FIG, AND INDEX NO.	MFG PART NUMBER
1A4R38	5-24	RCR07G152JR
1A4R38	5-24	RN55D1501F
1A4R38	5-24	RCR07G132JR
1A4R38	5-24	RCR07G182JR
1A4R38	5-24	RCR07G182JR
1A4R38	5-24	RCR07G202JR
1A4R39	5-9	RCR07G473JR
1A4R39	5-9	RN55D4752F
1A4R4	5-21	RCR07G683JR
1A4R40	5-20	RCR07G683JR
1A4R40	5-20	RN455D8982F
1A4R41	5-4	62PAR2500
1A4R41	5-4	63X25T7603
1A4R42	5-26	RCR07G224JR
1A4R5	5-13	RCR07G103JR
1A4R6	5-17	RCR07G822JR
1A4R7	5-11	RN55D3241F
1A4R8	5-18	RN55D2872F
1A4R9	5-12	RCR07G101JR
1A5	2-16	8004221G1
1A5CR3	6-25	JAN1N4245
1A5CR4	6-25	JAN1N4245
1A5CR5	6-25	JAN1N4245
1A5CR6	6-25	JAN1N4245
1A5CR7	6-8	JAN1N914
1A5CR8	6-8	JAN1N914
1A5CR9	6-8	JAN1N914
1A5C2	6-14	M39003-01-2254
1A5C3	6-2	39003-01-2259
1A5C4	6-2	39003-01-2259
1A5C5	6-20	CK06BX104K
1A5Q1	6-3	JAN2N2222A
1A5Q2	6-3	JAN2N2222A
1A5R1	6-10	RCR07G222JR
1A5R10	6-16	RCR07G393JR
1A5R11	6-9	RCR07G683JR
1A5R11	6-9	RCR07G513JR
1A5R12	6-26	RCR07G332JR
1A5R13	6-5	RCR07G152JR
1A5R14	6-6	62PAR100
1A5R14	6-6	63X101T603
1A5R15	6-28	RCR07G101JR
1A5R16	6-1	RCR07G220JR
1A5R17	6-27	ROR07G202JR
1A5R18	6-7	RCR07G822JR
1A5R19	6-11	RCR32G910JR
1A5R2	6-10	RCR07G222JR
1A5R20	6-17	RCR07G394JR
1A5R21	6-19	RCR07G223JR
1A5R22	6-15	RCR07G472JR
1A5R23	6-21	RCR07G121JR
1A5R24	6-22	RCR07G823JR
1A5R25	6-18	RCR07G103JR
1A5R3	6-11	RCR32G910JR
1A5R4	6-24	RCR07G471JR
1A5R5	6-23	RN55D7151F
1A5R7	6-13	RN55D9311F
1A5R8	6-12	RCR07G582JR
1A6	2-17	8004222G1
1A6AR1	7-45	1301
1A6AR1	7-45	SN52741100
1A6AR1	7-45	R4741T

REFERENCE DESIGNATION	FIG, AND INDEX NO.	MFG PART NUMBER
1A6AR2	7-36	1301
1A6AR2	7-36	MC1709G
1A6CR2	7-10	JAN1N914
1A6CR5	7-10	JAN1N914
1A6CR6	7-10	JAN1N914
1A6CR7	7-10	JAN1N914
1A6CR8	7-10	JAN1N914
1A6CR9	7-10	JAN1N914
1A6C1	7-1	CK63AW103M
1A6C10	7-49	M39003-01-2309
1A6C11	7-17	300-100W5R104K
1A6C11	7-17	CK06BX104K
1A6C13	7-29	M39003-01-2289
1A6C14	7-1	CK83AW103M
1A6C15	7-51	M39003-01-2359
1A6C2	7-35	CK80AW102M
1A6C3	7-38	M39003-01-2304
1A6C4	7-17	300-100W5R1011
1A6C4	7-17	CK06BX104K
1A6C5	7-42	CK60BX101K
1A6C6	7-41	CM06FD681J03
1A6C6	7-41	CM06FD81LJ03
1A6C6	7-41	CM06FD82LJ03
1A6C7	7-1	CK63AW103M
1A6C8	7-35	CK60AW102M
1A6C8	7-35	CK62AW332M
1A6C9	7-50	CK60BX680M
1A6Q1	7-12	JAN2N2222A
1A6Q2	7-12	JAN2N2222A
1A6Q3	7-39	JAN2N1132
1A6Q4	7-12	JAN2N2222A
1A6Q5	7-12	JAN2N2222A
1A6R1	7-28	RCR07G392JR
1A6R1	7-28	RCR07G272JR
1A6R10	7-30	RCR07G273JR
1A6R10	7-30	RN55D2672F
1A6R11	7-22	RN55D5231F
1A6R11	7-22	RN55D3011F
1A6R11	7-22	RN55D1432F
1A6R12	7-25	RCR07G683JR
1A6R13	7-33	RCR07G273JR
1A6R14	7-26	RCR07G104JR
1A6R15	7-23	RCR07G106JR
1A6R16	7-26	RCR07G104JR
1A6R17	7-5	RCR07G102JR
1A6R18	7-37	RCR07G392JR
1A6R19	7-7	62PAR5K
1A6R19	7-7	63X50T7603
1A6R2	7-19	RCR07G391JR
1A6R2	7-19	RCR07G331JR
1A6R2	7-19	RN55D3110F
1A6R20	7-2	RCR07G471JR
1A6R21	7-6	RN55D5621F
1A6R22	7-46	RCR07G152JR
1A6R23	7-44	RCR07G182JR
1A6R24	7-43	RCR07G100JR
1A6R25	7-40	RCR07G122JR
1A6R26	7-5	RCR07G102JR
1A6R27	7-2	RCR07G471JR
1A6R28	7-34	RCR07G472JR
1A6R29	7-11	R4CR07G103JR
1A6R3	7-21	RCR07G472JR

REFERENCE DESIGNATION	FIG, AND INDEX NO.	MFG PART NUMBER
1A6R3	7-21	RN455D4321F
1A6R30	7-11	RCR07G103JR
1A6R31	7-20	RN55D9099F
1A6R31	7-20	RN55D7500F
1A6R32	7-9	RCR07G105JR
1A6R33	7-11	RCR07G103JR
1A6R33	7-11	RCR07G332JR
1A6R34	7-31	RN55D7321F
1A6R35	7-5	RCR07G102JR
1A6R36	7-32	RN55D1002F
1A6R37	7-16	RCR07G273JR
1A6R38	7-31	RCR07G181JR
1A6R38	7-3	RCR07G151JR
1A6R39	7-48	62PAR2K
1A6R39	7-48	62PAR5K
1A6R39	4-48	63X50T2603
1A6R4	7-18	RCR07G153JR
1A6R4	7-18	RN55D1372F
1A6R5	7-14	62PAR250
1A6R5	7-14	63X251T603
1A6R5	7-15	62PAR100
1A6R5	7-15	63X101T603
1A6R6	7-27	RCR07G512JR
1A6R6	7-27	RCR07G332JR
1A6R7	7-47	RCR07G621JR
1A6R7	7-47	RCR07G471JR
1A6R7	7-47	RN55D7500F
1A6R8	7-14	62PAR250
1A6R8	7-14	63X251T603
1A6R9	7-24	RCR07G682JR
1A6R9	7-24	RN55D6811F
1A6VR1	7-4	JAN1N751A
1A6VR2	7-8	JAN1N746A
1A6VR3	7-4	JAN1N751A
1A6VR4	7-4	JAN1N751A
1A7	2-18	8004219G1
1A7CR1	8-13	JAN1N914
1A7CR10	8-13	JAN1N914
1A7CR11	8-13	JAN1N914
1A7CR2	8-13	JAN1N914
1A7CR3	8-13	JAN1N914
1A7CR4	8-13	JAN1N914
1A7CR5	8-13	JAN1N914
1A7CR7	8-13	JAN1N914
1A7CR8	8-13	JAN1N914
1A7C1	8-32	M39003-01-2356
1A7C2	8-6	300-100W5R104K
1A7C2	8-6	CK06BX104K
1A7C3	8-7	CK63AW103M
1A7C4	8-8	M39003-01-2362
1A7C5	8-3	CP09A1KC683K3
1A7C6	8-2	CP09A1KC104K3
1A7C7	8-21	M39003-01-2312
1A7Q1	8-9	JAN2N2222A
1A7Q2	8-26	JAN2N1132
1A7Q3	8-9	JAN2N2222A
1A7Q4	8-9	JAN2N2222A
1A7Q5	8-18	JAN2N2907A
1A796	8-37	U2584
1A796	8-37	FN1865
1A7R10	8-11	RCR07G562JR
1A7R11	8-14	RCR07G104JR

T.O. 31R2-2GRT-104
NAVELEX 0967-LP-429-5020

Section IV
Reference Designation Index

REFERENCE DESIGNATION	FIGURE AND INDEX NUMBER	PART NUMBER	REFERENCE DESIGNATION	FIGURE AND INDEX NUMBER	PART NUMBER	REFERENCE DESIGNATION	FIGURE AND INDEX NUMBER	PART NUMBER
1A7R12	8- 15	RCR07G333JR	1A8A1Q4	28- 53	JAN2N2857	1A8A2C17	28- 84	CV31A180
1A7R13	8- 12	RCR07G272JR	1A8A1R1	28- 32	RCR07G201JS	1A8A2C18	28-139	CK60BX150K
1A7R14	8- 15	RCR07G333JR	1A8A1R10	28- 60	RCR05G301JS	1A8A2C19	28- 86	CK60AW102M
1A7R15	8- 12	RCR07G272JR	1A8A1R11	28- 45	RCR05G471JS	1A8A2C2	28- 86	CK60AW102M
1A7R16	8- 16	RCR07G103JR	1A8A1R12	28- 57	RCR05G102JS	1A8A2C20	28- 86	CK60AW102M
1A7R17	8- 23	RCR07G182JR	1A8A1R13	28- 57	RCR05G102JS	1A8A2C21	28- 86	CK60AW102M
1A7R17	8- 23	RCR07G122JR	1A8A1R14	28- 45	RCR05G471JS	1A8A2C22	28-120	CK06BX682K
1A7R18	8- 17	RCR07G334JR	1A8A1R15	28- 49	RCR07G220JS	1A8A2C23	28- 95	CK06BX103K
1A7R2	8- 25	RCR07G473JR	1A8A1R16	28- 50	RCR07G330JS	1A8A2C24	28- 95	CK06BX103K
1A7R21	8- 36	RCR07G105JR	1A8A1R17	28- 55	RCR05G222JS	1A8A2C25	28- 86	CK60AW102M
1A7R22	8- 30	RCR07G222JR	1A8A1R18	28- 51	RCR05G182JS	1A8A2C26	28-114	M39003-01-2289
1A7R23	8- 35	RCR07G681JR	1A8A1R19	28- 36	RCR05G201JS	1A8A2C27	28- 95	CK06BX103K
1A7R24	8- 34	RCR07G822JR	1A8A1R2	28- 36	RCR05G201JS	1A8A2C28	28-135	CK60BX6R8K
1A7R25	8- 1	62PAR50K	1A8A1R20	28- 56	RCR05G221JS	1A8A2C3	28- 86	CK60AW102M
1A7R25	8- 1	63X503T603	1A8A1R21	28- 44	RCR05G470JS	1A8A2C4	28-133	CK60BX470K
1A7R26	8- 5	RCR07G153JR	1A8A1R21	28- 44	RCR05G100JS	1A8A2C5	28-133	CK60BX470K
1A7R27	8- 4	62PAR10K	1A8A1R3	28- 36	RCR05G201JS	1A8A2C6	28- 99	CK06BX104K
1A7R27	8- 4	63X103T603	1A8A1R4	28- 32	RCR07G201JS	1A8A2C7	28- 95	CK06BX103K
1A7R28	8- 5	RCR07G153JR	1A8A1R5	28- 63	RCR05G271JS	1A8A2C8	28-114	M39003-01-2289
1A7R29	8- 19	RCR07G821JR	1A8A1R6	28- 47	RCR07G102JS	1A8A2C9	28- 86	CK60AW102M
1A7R3	8- 30	RCR07G222JR	1A8A1R7	28- 48	RCR07G302JS	1A8A2L1	28-134	8009305G1
1A7R30	8- 22	RCR07G181JR	1A8A1R8	28- 46	RCR05G151JS	1A8A2L10	28- 85	8008637G1
1A7R31	8- 24	RCR07G914JR	1A8A1R9	28- 46	RCR05G151JS	1A8A2L2	28-125	8008636G1
1A7R4	8- 31	RCR07G223JR	1A8A1S1	28- 70	512999-1	1A8A2L3	28-140	MS18130-1
1A7R5	8- 12	RCR07G272JR	1A8A1S2	28- 69	512999-2	1A8A2L4	28-140	MS18130-1
1A7R6	8- 28	RCR07G183JR	1A8A1S3	28- 68	512999-3	1A8A2L5	28- 85	8008637G1
1A7R7	8- 27	RCR07G824JR	1A8A1S4	28- 67	512999-4	1A8A2L6	28- 85	8008637G1
1A7R8	8- 5	RCR07G153JR	1A8A1U1	28- 34	SN54H11J00	1A8A2L7	28-142	1703-9
1A7R9	8- 12	RCR07G272JR	1A8A1U2	28- 33	SN54196J00	1A8A2L8	28- 83	MS18130-5
1A7VR1	8- 33	JAN1N758A	1A8A1U3	28- 33	SN54196J00	1A8A2L9	28- 87	MS18130-4
1A7VR2	8- 20	JAN1N579A	1A8A1U4	28- 33	SN54196J00	1A8A2Q1	28-131	U311
1A7VR3	8- 29	JAN1N746A	1A8A1U5	28- 41	SN54197J00	1A8A2Q1	28-131	FN4247
1A8	2- 40	8004290G2	1A8A1U6	28- 42	SN54H102J00	1A8A2Q1	28-131	ITS30944
1A8	2- 40	8004290G3	1A8A1U7	28- 43	SN54H00J00	1A8A2Q2	28-136	515387-1
1A8	2- 40	8008619G1	1A8A1U8	28- 61	MC10531L	1A8A2Q3	28-136	515387-1
1A8	2- 40	8009546G1	1A8A1Z1	28- 37	509435-1	1A8A2Q4	28-108	JAN2N2222A
1A8AR1	17- 91	SN52741L00	1A8A2	28- 82	8008624G1	1A8A2Q5	28-108	JAN2N2222A
1A8A1	28- 31	8008621G1	1A8A2CR1	28-126	MV1405	1A8A2R1	28-124	RCR07G561JS
1A8A1CR1	28- 62	JAN1N4148	1A8A2CR1	28-126	SMV1245RL	1A8A2R10	28-138	RCR07G203JS
1A8A1CR2	28- 62	JAN1N4148	1A8A2CR2	28-126	MV1405	1A8A2R11	28-144	RCR07G121JS
1A8A1CR3	28- 64	5082-8906	1A8A2CR2	28-126	SMV1245RL	1A8A2R12	28-145	RCR07G470JS
1A8A1CR3	28- 64	5082-9429	1A8A2CR3	28- 91	JAN1N4148	1A8A2R13	28-144	RCR07G121JS
1A8A1CR3	28- 64	A2X1198	1A8A2CR4	28-110	5082-8906	1A8A2R14	28-143	RCR07G101JS
1A8A1C1	28- 52	CK60AW102M	1A8A2CR4	28-110	5082-9429	1A8A2R15	28-146	RCR07G390JS
1A8A1C10	28- 39	CK60BX103K	1A8A2CR4	28-110	A2X1198	1A8A2R16	28-113	RCR05G243JS
1A8A1C11	28- 40	CK06BX103K	1A8A2CR5	28-110	5082-8906	1A8A2R17	28- 94	RCR32G331JS
1A8A1C11	28- 40	CK06BX105K	1A8A2CR5	28-110	5082-9429	1A8A2R18	28-138	RCR07G203JS
1A8A1C12	28- 39	CK06BX103K	1A8A2CR5	28-110	A2X1198	1A8A2R19	28- 89	RCR07G300JS
1A8A1C2	28- 39	CK06BX103K	1A8A2CR6	28-110	5082-8906	1A8A2R2	28-130	RCR07G301JS
1A8A1C3	28- 52	CK60AW102M	1A8A2CR6	28-110	5082-9429	1A8A2R20	28- 90	RCR07G181JS
1A8A1C4	28- 65	CK06BX333K	1A8A2CR6	28-110	A2X1198	1A8A2R21	28- 90	RCR07G181JS
1A8A1C5	28- 52	CK60AW102M	1A8A2CR7	28-110	5082-8906	1A8A2R22	28- 88	RCR07G121JS
1A8A1C6	28- 52	CK60AW102M	1A8A2CR7	28-110	5082-9429	1A8A2R23	28- 92	RCR07G683JS
1A8A1C7	28- 39	CK06BX103K	1A8A2CR7	28-110	A2X1198	1A8A2R24	28- 93	RCR07G163JS
1A8A1C8	28- 35	M39003-01-2259	1A8A2C1	28-114	M39003-01-2289	1A8A2R25	28-117	RN55D1001F
1A8A1C9	28- 35	M39003-01-2259	1A8A2C10	28-114	M39003-01-2289	1A8A2R26	28-116	RN55D1211F
1A8A1L1	28- 38	MS75008-40	1A8A2C11	28- 84	CV31A180	1A8A2R27	28-122	RN55D2211F
1A8A1L2	28- 38	MS75008-40	1A8A2C12	28-139	CK60BX150K	1A8A2R28	28-119	RN55D8250F
1A8A1Q1	28- 58	2N4208	1A8A2C13	28- 86	CK60AW102M	1A8A2R29	28-121	RCR07G822JS
1A8A1Q1	28- 58	ST824	1A8A2C14	28-141	CK60BX220K	1A8A2R3	28-123	RCR07G431JS
1A8A1Q2	28- 58	2N4208	1A8A2C15	28- 86	CK60AW102M	1A8A2R30	28-115	RN55D1821F
1A8A1Q2	28- 58	ST824	1A8A2C16	28-133	CK60BX470K	1A8A2R31	28-118	RN55D9310F
1A8A1Q3	28- 53	JAN2N2857						

Section IV
Reference Designation Index

T.O. 31R2-2GRT-104
NAVELEX 0967-LP-429-5020

REFERENCE DESIGNATION	FIGURE AND INDEX NUMBER	PART NUMBER	REFERENCE DESIGNATION	FIGURE AND INDEX NUMBER	PART NUMBER	REFERENCE DESIGNATION	FIGURE AND INDEX NUMBER	PART NUMBER
1A8A2R32	28-111	RN55D6810F	1A8A3R21	28-152	RCR07G472JS	1A8C15	16- 28	CK06BX103K
1A8A2R33	28-111	RN55D6810F	1A8A3R22	28-158	RCR07G183JS	1A8C15	17- 31	CK06BX103K
1A8A2R34	28-100	RJ50CP202	1A8A3R23	28-158	RCR07G183JS	1A8C15	30- 32	CK60BX100K
1A8A2R35	28-127	RCR07G104JS	1A8A3R24	28-180	RCR07G272JS	1A8C16	16- 28	CK06BX103K
1A8A2R35	28-127	RCR07G103JS	1A8A3R25	28-168	RCR07G103JS	1A8C16	17- 31	CK06BX103K
1A8A2R36	28-129	RCR07G392JS	1A8A3R26	28-173	RCR07G303JS	1A8C16	30- 45	148-0004-04 1
1A8A2R37	28-128	RCR07G153JS	1A8A3R27	28-187	RCR20G751JS	1A8C17	16- 44	CK60BX2R2K
1A8A2R38	28-107	RCR07G242JS	1A8A3R28	28-151	RCR07G270JS	1A8C17	17- 47	CK60BX2R2K
1A8A2R39	28-106	RCR07G752JS	1A8A3R3	28-153	RCR07G101JS	1A8C17	30- 23	CK06BX102M
1A8A2R4	28-112	RCR07G201JS	1A8A3R4	28-159	RCR07G562JS	1A8C18	16- 45	CK60BX6R8K
1A8A2R40	28-106	RCR07G752JS	1A8A3R5	28-168	RCR07G103JS	1A8C18	17- 48	CK60BX6R8K
1A8A2R41	28-107	RCR07G242JS	1A8A3R6	28-153	RCR07G101JS	1A8C18	30- 29	CK06BX104K
1A8A2R42	28-102	RCR07G910JS	1A8A3R7	28-158	RCR07G183JS	1A8C19	16- 28	CK06BX103K
1A8A2R43	28-101	RCR05G152JS	1A8A3R8	28-160	RCR07G222JS	1A8C19	17- 31	CK06BX103K
1A8A2R5	28-112	RCR07G201JS	1A8A3R9	28-153	RCR07G101JS	1A8C19	30- 23	CK60AW102M
1A8A2R6	28-104	RCR05G102JS	1A8A3U1	28-175	LM101AH	1A3C2	16- 41	CK06BX103K
1A8A2R7	28-103	RCR05G472JS	1A8A3VR1	28-182	1N5534B	1A3C2	17- 44	CK06BX103K
1A8A2R8	28-105	RCR05G562JS	1A8A3VR2	28-184	1N5525B	1A3C2	30- 59	CM15CD330J03
1A8A2R9	28- 94	RCR32G331JS	1A8A4	28-195	508935-5	1A8C20	16- 60	CK60BX220K
1A8A2U1	28- 97	CA3118T	1A8A5	28- 5	8008638G1	1A8C20	16- 60	CK61AW222M
1A8A2U1	28- 97	84561	1A8A5CR1	28- 11	JAN2N2323	1A8C20	17- 63	CK61AW222M
1A8A2VR1	28- 96	1N5525B	1A8A5C1	28- 23	M39003-01-2370	1A8C20	30- 32	CK60BX100K
1A8A3	28-149	8008627G1	1A8A5C2	28- 21	CK06BX105K	1A8C21	30- 45	148-0004-04 1
1A8A3CR1	28-165	JAN1N4148	1A8A5C3	28- 17	CK06BX104K	1A8C22	30- 38	M39014-02-1218
1A8A3CR2	28-165	JAN1N4148	1A8A5C4	28- 6	501236-1	1A8C23	30- 23	CK60AW102M
1A8A3CR3	28-165	JAN1N4148	1A8A5C5	28- 6	501236-1	1A8C24	30- 23	CK60AW102M
1A8A3CR4	28-165	JAN1N4148	1A8A5L1	28- 8	8008593G1	1A8C25	30- 22	CV31A180
1A8A3C1	28-185	CK06BX222K	1A8A5L2	28- 7	MS75008-40	1A8C25	30- 22	CV31B250
1A8A3C10	28-156	CK06BX473K	1A8A5L3	28- 22	MS75053-4	1A8C3	16- 70	148-0004-00 1
1A8A3C11	28-163	CK60BX101K	1A8A5R2	28- 9	RCR05G105JS	1A8C3	16- 70	148-0004-04 1
1A8A3C12	28-169	CK06BX103K	1A8A5R2	28- 9	RCR05G135JS	1A8C3	17- 77	148-0004-00 1
1A8A3C14	28-177	CK06BX154K	1A8A5R3	28- 16	RCR05G100JS	1A8C3	17- 77	148-0004-04 1
1A8A3C15	28-178	CK06BX104K	1A8A5R4	28- 20	RN55D8251F	1A8C3	30- 54	FC50H380
1A8A3C16	28-181	M39003-01-2289	1A8A5R5	28- 18	RJ50CP202	1A8C4	16- 52	CK60AX471K
1A8A3C17	28-172	CK60BX470K	1A8A5R6	28-19	RN55D3011F	1A8C4	17- 55	CK60AX471K
1A8A3C18	28-183	CK06BX224K	1A8A5R7	28- 14	RCR05G200JS	1A8C4	30- 24	CM15CD101J03
1A8A3C2	28-156	CK06BX473K	1A8A5R8	28- 13	RCR05G102JS	1A8C5	16- 41	CK06BX103K
1A8A3C3	28-156	CK06BX473K	1A8A5U1	28- 10	SG105J	1A8C5	17- 44	CK06BX103K
1A8A3C4	28-157	M39003-01-2362	1A8A5VR1	28- 15	JAN1N755A	1A8C5	30- 24	CM15CD101J03
1A8A3C5	28-181	M39003-01-2289	1A8CR1	16- 39	JAN1N914	1A8C6	16- 52	CK05BX820K
1A8A3C6	28-181	M39003-01-2289	1A8CR1	17- 42	JAN1N914	1A8C6	30- 29	CK06BX104K
1A8A3C7	28-181	M39003-01-2289	1A8CR1	30- 41	JAN1N4148	1A8C7	16- 42	CK06BX101K
1A8A3C8	28-178	CK06BX104K	1A8C1	16- 41	CK06BX103K	1A8C7	16- 42	CK06BX101M
1A8A3C9	28-186	M39003-01-2304	1A8C1	17- 44	CK06BX103K	1A8C7	17- 45	CK06BX101K
1A8A3L1	28-176	MS18130-22	1A8C1	30- 23	CK60AW102M	1A8C7	30- 23	CK60AW102M
1A8A3Q1	28-154	JAN2N222A	1A8C10	16- 42	CK60BX101K	1A8C8	16- 41	CK06BX103K
1A8A3Q2	28-154	JAN2N222A	1A8C10	17- 45	CK60BX101K	1A8C8	17- 44	CK06BX103K
1A8A3Q3	28-154	JAN2N222A	1A8C10	30- 45	148-0004-04 1	1A8C8	30- 29	CK06BX104K
1A8A3Q5	28-161	JAN2N2907A	1A8C11	16- 38	CK60AW102M	1A8C9	16- 41	CK06BX103K
1A8A3Q6	28-166	2N4393	1A8C11	17- 41	CK60AW102M	1A8C9	17- 44	CK06BX103K
1A8A3R1	28-150	RCR07G511JS	1A8C11	30- 32	CK60BX100K	1A8C9	30- 50	CK60BX2R2K
1A8A3R11	28-162	RCR07G472JS	1A8C12	16- 38	CK60AW102M	1A8HR1	16- 21	133-107
1A8A3R12	28-179	RCR07G681JS	1A8C12	17- 41	CK60AW102M	1A8HR1	17- 24	133-107
1A8A3R13	28-153	RCR07G101JS	1A8C12	30- 23	CK60AW102M	1A8HR2	16- 23	133-107
1A8A3R14	28-152	RCR07G472JS	1A8C13	16- 70	148-0004-00 1	1A8HR2	17- 26	133-107
1A8A3R15	28-150	RCR07G511JS	1A8C13	16- 70	148-0004-04 1	1A8J1	16- 11	M39012-21-0001
1A8A3R16	28-170	RCR07G102JS	1A8C13	17- 77	148-0004-00 1	1A8J1	17- 11	M39012-21-0001
1A8A3R17	28-164	RCR07G106JS	1A8C13	17- 77	148-0004-04 1	1A8J1	30- 9	8009558-1
1A8A3R18	28-171	RCR07G242JS	1A8C13	30- 29	CK06BX104K	1A8L1	16- 48	MS75008-37
1A8A3R19	28-173	RCR07G303JS	1A8C14	16- 30	M39003-01-2306	1A8L1	17- 52	MS75008-37
1A8A3R2	28-152	RCR07G472JS	1A8C14	17- 33	M39003-01-2306	1A8L1	28- 4	51712011
1A8A3R20	28-174	RCR07G302JS	1A8C14	30- 23	CK60AW102M	1A8L1	30- 31	MS75101-9

REFERENCE DESIGNATION	FIGURE AND INDEX NUMBER	PART NUMBER	REFERENCE DESIGNATION	FIGURE AND INDEX NUMBER	PART NUMBER	REFERENCE DESIGNATION	FIGURE AND INDEX NUMBER	PART NUMBER
1A8L2	16- 43	8004343-1	1A8R10	16- 37	RCR07G9R1JR	1A8R3	17- 54	RCR07G821JR
1A8L2	17- 60	8004343-1	1A8R10	16- 37	RCR07G150JR	1A8R3	17- 54	RCR07G122JR
1A8L2	28- 4	51712011	1A8R10	17- 40	RCR07G150JR	1A8R3	30- 28	RCR07G473JS
1A8L2	30- 46	8004343-2	1A8R10	30- 43	RCR07G823JS	1A8R30	17- 81	RCR05G181JS
1A8L3	16- 48	MS75008-37	1A8R11	16- 36	RCR07G911JR	1A8R4	16- 69	RCR07G50JS
1A8L3	17- 52	MS75008-37	1A8R11	16- 36	RCR07G301JR	1A8R4	17- 56	RCR07G511JR
1A8L3	28- 4	51712011	1A8R11	16- 36	RCR07G820JR	1A8R4	30- 58	RCR07G103JS
1A8L3	30- 33	MS75101-11	1A8R11	17- 39	RCR07G221JR	1A8R5	16- 55	RCR07G620JR
1A8L4	16- 43	8004343-1	1A8R11	30- 25	RCR07G102JS	1A8R5	17- 59	RCR07G620JR
1A8L4	17- 46	8004343-2	1A8R12	16- 76	RCR20G392JR	1A8R5	30- 25	RCR07G102JS
1A8L4	28- 4	51712011	1A8R12	17- 88	RCR07G512JS	1A8R6	16- 56	RCR07G203JR
1A8L4	30- 46	8004343-2	1A8R12	30- 36	RCR07G393JS	1A8R6	17- 64	RCR07G203JR
1A8L5	16- 58	MS75008-32	1A8R13	16- 73	RCR20G302JR	1A8R6	30- 30	RCR07G203JR
1A8L5	17- 58	MS75008-32	1A8R13	17- 78	RN55D3740F	1A8R7	16- 56	RCR07G203JR
1A8L5	28- 4	51712011	1A8R13	30- 35	RCR07G303JS	1A8R7	17- 64	RCR07G203JR
1A8L5	30- 46	8004343-2	1A8R14	16- 72	RCR07G621JR	1A8R7	30- 25	RCR07G102JS
1A8L6	16- 27	56-590-65-3B	1A8R14	16- 72	RCR07G122JR	1A8R8	16- 57	RCR07G511JR
1A8L6	17- 30	56-590-65-3B	1A8R14	17- 78	RN55D3740F	1A8R8	17- 65	RCR07G511JR
1A8L6	28- 4	51712011	1A8R14	30- 34	RCR07G101JS	1A8R8	30- 34	RCR07G101JS
1A8L6	30- 40	MS75008-32	1A8R15	16- 71	RCR07G102JR	1A8R9	16- 36	RCR07G911JR
1A8L7	16- 27	56-590-65-3B	1A8R15	16- 71	RCR07G101JR	1A8R9	30- 49	RCR07G563JS
1A8L7	17- 30	56-590-65-3B	1A8R15	17- 88	RCR07G512JS	1A8U1	28- 5	PIC600
1A8L8	17- 30	56-590-65-3B	1A8R15	30- 37	RCR07G390JS	1ABVR1	16- 77	JAN1N753A
1A8P1	16- 13	DEC9PFO	1A8R16	16- 25	RV6LAYS102A	1ABVR1	17- 80	JAN1N751A
1A8P1	16- 13	DEU9PFO	1A8R16	17- 28	RV6LAYS251A	1ABVR1	30- 26	JAN1N759A
1A8P1	16- 13	234-09-11-100	1A8R16	30- 39	RCR07G821JS	1ABVR2	16- 78	JAN1N756A
1A8P1	17- 13	DEC9PFO	1A8R17	16- 62	RCR07G303JR	1ABXY1	16- 54	33302-3
1A8P1	17- 13	DEU9PFO	1A8R17	16- 62	RCR07G243JR	1ABXY1	16- 54	33302B
1A8P1	17- 13	234-09-11-100	1A8R17	16- 62	RCR07G393JR	1ABXY1	17- 57	33302-3
1A8P1	28-194	DEC9PFO	1A8R17	17- 67	RCR07G273JR	1ABXY1	17- 57	33302B
1A8P1	28-194	DEU9PFO	1A8R17	30- 42	RCR07G121JS	1ABXY1	30- 52	33302-3
1A8P1	28-194	234-09-11-100	1A8R18	16- 59	RCR07G303JR	1ABXY1	30- 52	33302B
1A8P1	30- 19	DEC9PFO	1A8R18	17- 69	RCR07G303JR	1A8Z1	17- 58	508456-1
1A8P1	30- 19	DEU9PFO	1A8R18	30- 30	RCR07G100JS	1A9	2- 39	8004224G1
1A8P1	30- 19	234-09-11-100	1A8R19	16- 81	RCR07G300JR	1A9	2- 39	8004225G1
1A8P2	16- 15	UG1465U	1A8R19	17- 78	RN55D3740F	1A9CR1	14- 37	JAN1N914
1A8P2	17- 16	UG1465U	1A8R19	30- 44	RCR07G301JS	1A9CR1	15- 32	JAN1N914
1A8P2	28- 79	UG1465U	1A8R2	16- 56	RCR07G203JR	1A9CR2	14- 37	JAN1N914
1A8P2	30- 14	UG1465U	1A8R2	17- 62	RCR07G183JR	1A9CR2	15- 39	5082-8916
1A8P3	17- 16	UG1465U	1A8R2	17- 62	RCR07G153JR	1A9CR2	15- 39	5082-2835
1A8Q1	16- 46	2N5179	1A8R2	17- 62	RCR07G203JR	1A9CR3	14- 31	5082-8916
1A8Q1	17- 50	8007550-1	1A8R2	30- 25	RCR07G102JS	1A9CR3	14- 31	5082-2835
1A8Q1	30- 47	2N5179	1A8R20	16- 71	RCR07G102JR	1A9C1	14- 16	CK60AW102M
1A8Q2	16- 46	2N5179	1A8R20	17- 87	RCR07G392JS	1A9C1	15- 31	CK61AW222M
1A8Q2	17- 49	2N5179	1A8R21	16- 71	RCR07G102JR	1A9C10	14- 29	CK60AX471K
1A8Q2	30- 47	2N5179	1A8R21	17- 79	RCR05G823JS	1A9C10	15- 26	CK06BX103K
1A8Q3	16- 79	JAN2N2222A	1A8R22	16- 74	RCR07G433JR	1A9C11	14- 16	CK60AW102M
1A8Q3	17- 82	JAN2N2907A	1A8R22	17- 84	RCR05G102JS	1A9C11	15- 4	148-0002-001
1A8Q3	30- 47	2N5179	1A8R23	16- 33	RCR07G330JR	1A9C12	14- 16	CK60AW102M
1A8Q4	16- 84	2N3771	1A8R23	17- 36	RCR07G330JR	1A9C12	15- 20	CK60AW102M
1A8Q4	16- 84	PE6011	1A8R24	16- 40	RCR07G121JR	1A9C13	14- 21	5601-1
1A8Q4	17- 93	PE6011	1A8R24	17- 43	RCR07G121JR	1A9C13	14- 21	54-803-012
1A8Q5	16- 79	JAN2N2222A	1A8R25	16- 26	RCR07G514JR	1A9C13	15- 20	CK60AW102M
1A8Q5	16- 79	JAN2N912	1A8R25	17- 29	RCR20G622JR	1A9C14	14- 16	CK60AW102M
1A8RT1	16- 75	JB32J12	1A8R26	16- 53	RCR07G750JR	1A9C14	15- 20	CK60AW102M
1A8RT1	17- 90	JB32J12	1A8R26	17- 61	RCR07G750JR	1A9C15	14- 43	193-0008-001
1A8RT2	16- 75	JB32J12	1A8R27	16- 61	RCR07G390JR	1A9C15	14- 43	193-0008-053
1A8RT3	16- 75	JB32J12	1A8R27	17- 66	RCR07G390JR	1A9C16	14- 29	CK60AX471K
1A8R1	16- 49	RCR07G393JR	1A8R28	17- 85	RW80UR499F	1A9C17	14- 21	5601-1
1A8R1	17- 53	RCR07G393JR	1A8R29	17- 86	RCR05G100JS	1A9C17	14- 21	54-803-012
1A8R1	30- 27	RCR07G751JS	1A8R3	16- 50	RCR07G102JR	1A9C18	14- 16	CK60AW102M
1A8R10	16- 37	RCR07G5R6JR	1A8R3	17- 54	RCR07G102JR	1A9C2	14- 29	CK60AX471K

Section IV
Reference Designation Index

T.O. 31R2-2GRT-104
NAVELEX 0967-LP-429-5020

REFERENCE DESIGNATION	FIGURE AND INDEX NUMBER	PART NUMBER	REFERENCE DESIGNATION	FIGURE AND INDEX NUMBER	PART NUMBER	REFERENCE DESIGNATION	FIGURE AND INDEX NUMBER	PART NUMBER
1A9C2	15- 24	CK60AX471K	1A9P2	14- 4	UG1466U	1CR1	18- 18	JAN1N914
1A9C22	14- 43	193-0008-001	1A9P2	14- 4	UG1465U	1CR2	18- 18	JAN1N914
1A9C22	14- 43	193-0008-053	1A9P2	15- 12	UG1466U	1C1	18- 15	CK60AW152M
1A9C23	14- 16	CK60AW102M	1A9P2	15- 12	UG1465U	1C2	18- 15	CK60AW152M
1A9C24	14- 21	5601-1	1A9Q1	14- 44	STC7627	1C23	18- 43	NFT3H6P1L10-10
1A9C24	14- 21	54-803-012	1A9Q1	14- 44	2N3866A	1C23	18- 43	104JX10496TA
1A9C25	14- 16	CK60AW102M	1A9Q1	15- 29	2N4072	1C23	18- 43	103P525A1
1A9C26	14- 16	CK60AW102M	1A9Q2	14- 44	STC7627	1C24	18- 43	NFT3H6P1L10-10
1A9C27	14- 16	CK60AW102M	1A9Q2	14- 44	2N3866A	1C24	18- 43	104JX10496TA
1A9C28	14- 43	193-0008-001	1A9Q2	15- 27	2N5109	1C24	18- 43	103P525A1
1A9C29	14- 16	CK60AW102M	1A9Q3	14- 44	STC7627	1C25	18- 5	CK60AX471K
1A9C3	14- 16	CK60AW102M	1A9Q3	14- 44	2N3866A	1C26	18- 5	CK60AX471K
1A9C3	15- 24	CK60AX471K	1A9Q3	15- 21	JAN2N2222A	1C27	18- 5	CK60AX471K
1A9C30	14- 21	5601-1	1A9Q4	14- 40	JAN2N2222A	1C3	18- 15	CK60AW152M
1A9C30	14- 21	54-803-012	1A9Q5	14- 27	JAN2N697	1C4	18- 15	CK60AW152M
1A9C31	14- 23	300-100W5R104K	1A9RT1	15- 19	JBS3J12	1C5	18- 15	CK60AW152M
1A9C31	14- 23	CK06BX104K	1A9R1	14- 19	RCR07G822JR	1C6	18- 15	CK60AW152M
1A9C32	14- 23	300-100W5R104K	1A9R1	15- 33	RCR07G682JR	1C7	18- 58	M39003-01-2379
1A9C32	14- 23	CK06BX104K	1A9R10	14- 32	RCR07G823JR	1DC1	18- 54	509146-12
1A9C4	14- 16	CK60AW102M	1A9R10	15- 42	RCR07G103JR	1DC1	18- 54	509146-22
1A9C4	15- 24	CK60AX471K	1A9R11	15- 43	RCR07G473JR	1DS1	18- 2	NE51
1A9C5	14- 29	CK60AX471K	1A9R12	15- 25	RCR07G180JR	1E1	18- 92	B1C90-20
1A9C5	15- 4	148-0002-001	1A9R14	15- 40	RCR07G220JR	1E2	18- 92	B1C90-20
1A9C6	14- 16	CK60AW102M	1A9R15	14- 39	RV6LAYS103A	1FL1	18- 51	505516-11
1A9C6	15- 24	CK60AX471K	1A9R15	15- 30	RCR07G301JR	1FL1	18- 51	505516-25
1A9C7	14- 16	CK60AW102M	1A9R16	14- 17	RCR07G361JR	1FL2	2- 38	505527-1
1A9C7	15- 24	CK60AX471K	1A9R16	15- 25	RCR07G180JR	1FL2	2- 38	505527-2
1A9C8	14- 21	5601-1	1A9R17	14- 45	RCR07G100JR	1F1	18- 6	F02A250V6A
1A9C8	14- 21	54-803-012	1A9R17	14- 45	RCR07G5R1JR	1F1	18- 6	F02A250V3A
1A9C8	15- 38	300-100W5R104K	1A9R17	15- 30	RCR07G301JR	1F2	18- 6	F02A250V6A
1A9C8	15- 38	CK06BX104K	1A9R18	14- 24	RCR07G152JR	1F2	18- 6	F02A250V3A
1A9C9	14- 21	5601-1	1A9R19	14- 38	RCR07G100JR	1F3	18- 9	F02A32V10A
1A9C9	14- 21	54-803-012	1A9R2	14- 47	RCR07G511JR	1F3	18- 9	F02A125V10A
1A9C9	15- 22	CK60BX220K	1A9R2	14- 47	RCR07G821JR	1J1	18- 65	DEC9SF0
1A9J1	14- 2	UG1464U	1A9R2	15- 34	RCR07G910JR	1J1	18- 65	DEU9SF0
1A9J1	14- 2	M39012-77-0002	1A9R20	14- 17	RCR07G361JR	1J1	18- 65	233-09-11-100
1A9J1	15- 7	UG1464U	1A9R21	14- 28	RCR07G220JR	1J2	18- 65	DEC9SF0
1A9J1	15- 7	M39012-77-0002	1A9R22	14- 28	RCR07G220JR	1J2	18- 65	DEU9SF0
1A9L1	14- 20	MS75008-28	1A9R23	14- 34	RCR07G301JR	1J2	18- 65	233-09-11-100
1A9L1	15- 35	MS75008-32	1A9R24	14- 35	RCR07G180JR	1J3	18- 65	DEC9SF0
1A9L10	14- 33	MS75008-40	1A9R25	14- 34	RCR07G301JR	1J3	18- 65	DEU9SF0
1A9L2	14- 42	8004779-1	1A9R26	14- 22	RCR07G620JR	1J3	18- 65	233-09-11-100
1A9L2	15- 23	8004762-1	1A9R26	14- 22	RCR07G121JR	1J5	18- 40	8006083G1
1A9L3	14- 18	MS75008-40	1A9R27	14- 30	RCR07G470JR	1J6	18- 32	JJ033
1A9L3	14- 18	MS75008-24	1A9R28	14- 20	RCR07G100JR	1J7	18- 29	MS3102R14S5S
1A9L3	15- 28	8004763G1	1A9R3	14- 38	RCR07G100JR	1J8	18- 50	MS3102R18-1S
1A9L4	14- 42	8004779-1	1A9R3	15- 30	RCR07G301JR	1J9	18- 41	8006084G2
1A9L4	15- 35	MS75008-32	1A9R4	14- 26	RCR07G203JR	1K1	18- 49	512983-1
1A9L5	14- 20	MS75008-28	1A9R4	15- 37	RCR07G203JR	1M1	18- 11	2521-267848
1A9L5	15- 23	8004762-1	1A9R5	14- 25	RCR07G103JR	1PS1A1	2- 20	8004531G1
1A9L6	14- 30	MS75008-23	1A9R5	15- 36	RCR07G271JR	1PS1A1Q1	10- 4	2N3741
1A9L6	14- 30	MS75008-22	1A9R6	14- 38	RCR07G100JR	1PS1A1Q5	10- 4	2N3741
1A9L6	15- 35	MS75008-32	1A9R6	15- 37	RCR07G203JR	1PS1A1Q6	10- 15	2N5301
1A9L7	14- 20	MS75008-28	1A9R7	14- 46	RCR07G221JR	1PS1A1Q6	10- 15	SJ6738H
1A9L8	14- 42	8004779-1	1A9R7	15- 41	RCR07G102JR	1PS1A1RT1	10- 3	KP42J3
1A9L9	14- 20	MS75008-28	1A9R8	14- 19	RCR07G822JR	1PS1A1RT1	10- 3	300203
1A9P1	14- 6	DEC9PFO	1A9R8	15- 18	RCR07G511JR	1PS1A1R12	10- 8	RCR20G120JR
1A9P1	14- 6	DEU9PFO	1A9R9	14- 36	RCR07G823JR	1PS1A1R12	10- 8	RCR20G2R7JR
1A9P1	14- 6	234-09-11-100	1A9R9	14- 36	RCR07G683JR	1PS1A1R24	10- 1	RE65GR100
1A9P1	15- 10	DEC9PFO	1A9R9	14- 36	RCR07G563JR	1PS1A1R30	10- 2	RN55D1302F
1A9P1	15- 10	DEU9PFO	1A9R9	15- 2	RV6LAYS253A	1PS1A1R8	10- 14	RCR20G102JR
1A9P1	15- 10	234-09-11-100	1A9R9	15- 2	RV6LAYS252A	1PS1A1R8	10- 14	RCR20G120JR

REFERENCE DESIGNATION	FIGURE AND INDEX NUMBER	PART NUMBER	REFERENCE DESIGNATION	FIGURE AND INDEX NUMBER	PART NUMBER	REFERENCE DESIGNATION	FIGURE AND INDEX NUMBER	PART NUMBER
1PS1A2	2- 19	8004216G1	1PS1A3C1	11- 16	36D7032	1XA7	18- 66	118-004-04
1PS1A2AR1	9- 30	1301	1PS1A3C1	11- 16	FAH5759V	1XDS1	18- 3	LH76-1
1PS1A2AR1	9- 30	MC1709G	1PS1A3C8	11- 20	CK06BX104K	1XF1	18- 7	FHL17G2
1PS1A2CR10	9- 5	JAN1N914	1PS1A3TB1	11- 3	37308-722	1XF2	18- 7	FHL17G2
1PS1A2CR10	9- 5	JAN1N4245	1PS1A3TB1	11- 3	JN031479-4	1XF3	18- 10	FHL18G2-2
1PS1A2CR11	9- 4	JAN1N914	1PS1A3TB2	11- 4	37308-682	1XPS1A2	18- 66	70-6015-1107
1PS1A2CR6	9- 19	JAN1N540	1PS1A3TB2	11- 4	JN031479-3			-00
1PS1A2CR7	9- 4	JAN1N914	1PS1A3T1	11- 21	9317	2	2- 52	8004202G1
1PS1A2CR8	9- 4	JAN1N914	1P1	18- 70	UG1465U	2	2- 52	8004202G2
1PS1A2CR9	9- 4	JAN1N914	1P2	18- 70	UG1465U	2A2	19- 15	8004930G1
1PS1A2C4	9- 34	300-100W5R104K	1Q1	18- 59	2N3766	2A2CR3	21- 35	JAN1N459
1PS1A2C4	9- 34	CK06BX104K	1R1	18- 85	RV6LAYS A252A	2A2CR4	21- 30	JAN1N914
1PS1A2C5	9- 3	M39003-01-2356	1R10	18- 42	RCR20G474JS	2A2CR5	21- 3	JAN1N1614
1PS1A2C6	9- 27	M39003-01-2312	1R2	18- 57	RCR07G222JR	2A2CR6	21- 3	JAN1N1614
1PS1A2C6	9- 27	8006798-1	1R3	18- 56	RCR07G474JR	2A2CR7	21- 3	JAN1N1614
1PS1A2C7	9- 7	M39003-01-2304	1R4	18- 19	RN55D4321F	2A2CR8	21- 3	JAN1N1614
1PS1A2C9	9- 8	M39003-01-2289	1R5	18- 88	RCR07G621JR	2A2C1	21- 23	M39003-01-2338
1PS1A2Q2	9- 20	JAN2N1132	1R6	18- 87	RCR07G103JR	2A2C2	21- 15	CP09A1KC223K3
1PS1A2Q3	9- 28	JAN2N1132	1R8	18- 86	RV6LAYS A102A	2A2C3	21- 15	CP09A1KC223K3
1PS1A2Q3	9- 28	JAN2N2904A	1R9	18- 42	RCR20G474JS	2A2C4	21- 19	CP09A1KC473K3
1PS1A2Q3	9- 28	515392-1	1S1	18- 17	5P4062	2A2C5	21- 31	M39003-01-2286
1PS1A2Q4	9- 22	JAN2N1613	1S2	18- 17	5P4062	2A2C6	21- 13	260P47496S4
1PS1A2Q7	9- 13	JAN2N2222A	1S3	18- 28	MS35058-22	2A2C8	21- 25	M39003-01-2271
1PS1A2R1	9- 21	RCR07G273JR	1S4	18- 27	MS35059-23	2A2C9	21- 43	36D7032
1PS1A2R10	9- 35	RCR07G681JR	1S5	18- 4	7661K6	2A2J1	21- 50	DEC9SFO
1PS1A2R10	9- 35	RCR07G911JR	1S6	18- 28	MS35058-22	2A2J1	21- 50	DEU9SFO
1PS1A2R11	9- 10	RCR07G102JR	1TB1	18- 92	8004815G5	2A2J1	21- 50	233-09-11-100
1PS1A2R11	9- 10	RCR07G122JR	1TB2	18- 47	37009-678	2A2P1	21- 6	DEC9SFO
1PS1A2R13	9- 29	RCR20G182JR	1TB2	18- 47	JN031479-2	2A2P1	21- 6	DEU9SFO
1PS1A2R14	9- 2	RN55D9531F	1TB3	18- 84	8004815G1	2A2P1	21- 6	233-09-11-100
1PS1A2R15	9- 26	RN60D1004F	1TB4	18- 13	8004766G2	2A2P1	21- 20	JAN2N2222A
1PS1A2R17	9- 5	RCR07G103JR	1T1	18- 89	52836	2A2Q2	21- 20	JAN2N2222A
1PS1A2R18	9- 5	RCR07G103JR	1T1	18- 89	AU0105	2A2Q3	21- 12	JAN2N1613
1PS1A2R19	9- 26	RCR07G102JR	1W1	2- 27	8004906G1	2A2Q3	21- 11	JAN2N1893
1PS1A2R19	9- 26	RCR07G331JR	1W1P1	2- 30	KA51-03	2A2Q4	21- 16	JAN2N1132
1PS1A2R2	9- 18	RCR07G821JR	1W1P1	2- 30	KA59-191	2A2Q5	21- 44	2N3771
1PS1A2R20	9- 15	RCR32G182JR	1W1P2	2- 28	UG536BU	2A2Q5	21- 44	SPT3771T
1PS1A2R20	9- 15	RCR32G102JR	1W1	2- 34	8004907G1	2A2Q5	21- 44	PE6011
1PS1A2R21	9- 11	RCR07G122JR	1W2P1	2- 35	KA51-03	2A2R1	21- 22	RCR07G472JR
1PS1A2R22	9- 6	RCR07G103JR	1W2P1	2- 35	KA59-191	2A2R10	21- 27	RCR20G392JR
1PS1A2R23	9- 36	RCR07G152JR	1W2P2	2- 35	KA51-03	2A2R11	21- 33	RCR07G683JR
1PS1A2R23	9- 36	RCR07G911JR	1W2P2	2- 35	KA59-191	2A2R11	21- 33	RCR07G392JR
1PS1A2R25	9- 1	62PAR2500	1XA1	18- 66	70-6015-1107	2A2R11	21- 33	RCR07G683JR
1PS1A2R25	9- 1	63X252T603			-00	2A2R12	21- 34	RCR07G154JR
1PS1A2R26	9- 33	RN55D1002F	1XA1	18- 66	118-004-04	2A2R13	21- 28	RCR07G621JR
1PS1A2R28	9- 9	RCR07G562JR	1XA2	18- 66	70-6015-1107	2A2R14	21- 29	RCR32G330JR
1PS1A2R29	9- 9	RCR07G562JR			-00	2A2R15	21- 32	RCR07G820JR
1PS1A2R3	9- 17	RCR20G100JR	1XA2	18- 66	118-004-04	2A2R2	21- 18	RCR07G124JR
1PS1A2R31	9- 21	RCR07G273JR	1XA3	18- 66	70-6015-1107	2A2R3	21- 16	RCR07G332JR
1PS1A2R4	9- 17	RCR20G100JR			-00	2A2R4	21- 17	RCR07G393JR
1PS1A2R5	9- 12	RWR74S1001FR	1XA3	18- 66	118-004-04	2A2R5	21- 17	RCR07G393JR
1PS1A2R6	9- 23	RN60D6193F	1XA4	18- 66	70-6015-1107	2A2R6	21- 14	RCR07G272JR
1PS1A2R7	9- 16	RN55D1182F			-00	2A2R6	21- 14	RCR07G392JR
1PS1A2R9	9- 25	RCR07G105JR	1XA4	18- 66	118-004-04	2A2R7	21- 10	RC42GF331J
1PS1A2VR2	9- 31	JAN1N746A	1XA5	18- 66	70-6015-1107	2A2R9	21- 24	RCR07G102JR
1PS1A2VR3	9- 32	JAN1N754A			-00	2A2T1	21- 39	52833
1PS1A3	2- 21	8004530G1	1XA5	18- 66	118-004-04	2A2T1	21- 39	30-9782
1PS1A3CR1	11- 9	JAN1N1202A	1XA6	18- 66	70-6015-1107	2A3	19- 18	8004236G1
1PS1A3CR2	11- 9	JAN1N1202A			-00	2A3CR1	23- 45	JAN1N4245
1PS1A3CR3	11- 9	JAN1N1202A	1XA6	18- 66	118-004-04	2A3CR2	23- 34	JAN1N914
1PS1A3CR4	11- 9	JAN1N1202A	1XA7	18- 66	70-6015-1107	2A3CR3	23- 34	JAN1N914
1PS1A3CR5	11- 9	JAN1N1202A			-00	2A3CR4	23- 34	JAN1N914

Section IV
Reference Designation Index

T.O. 31R2-2GRT-104
NAVELEX 0967-LP-429-5020

REFERENCE DESIGNATION	FIGURE AND INDEX NUMBER	PART NUMBER	REFERENCE DESIGNATION	FIGURE AND INDEX NUMBER	PART NUMBER	REFERENCE DESIGNATION	FIGURE AND INDEX NUMBER	PART NUMBER
2A3CR5	23- 45	JAN1N4245	2A4R15	20- 4	8006129-1	2A5R22	24- 33	RCR07G562JR
2A3CR6	23- 45	JAN1N4245	2A4R15	20- 4	509428-1	2A5R22	24- 33	62PAR10K
2A3CR7	23- 45	JAN1N4245	2A4R16	20- 16	RC42GF273J	2A5R22	24- 33	63X103T603
2A3CR8	23- 45	JAN1N4245	2A4R17	20- 16	RC42GF273J	2A5R23	24- 12	RCR07G102JR
2A3C1	23- 49	CL21BQ360SPE	2A4R18	20- 16	RC42GF273J	2A5R23	24- 12	RCR07G103JR
2A3C2	23- 49	CL21BQ360SPE	2A4R19	20- 20	RN60D1501F	2A5R24	24- 11	RCR07G103JR
2A3C3	23- 25	CK06BX104K	2A4R2	20- 17	RCR20G100JR	2A5R25	24- 25	RN55D90R9F
2A3K1	23- 44	1003-00008	2A4R20	20- 23	RN70D1004F	2A5R25	24- 25	RN55D7500F
2A3K2	23- 22	509410-3	2A4R21	20- 19	RN55D1651F	2A5R26	24- 34	62PAR2K
2A3K3	23- 19	8102512-1	2A4R22	20- 22	RCR20G221JR	2A5R26	24- 34	63X202T603
2A3P1	23- 12	DBC25PF0	2A4R22	20- 22	RCR20G272JR	2A5R26	24- 34	62PAR5K
2A3P1	23- 12	DBU25PF0	2A4R22	20- 22	RCR20G511JR	2A5R26	24- 34	63X502T603
2A3P1	23- 12	234-25-11-100	2A4R23	20- 24	RN70D1334F	2A5R27	24- 32	RCR07G393JR
2A3Q1	23- 39	JAN2N1613	2A4R24	20- 28	RCR07G914JR	2A5R3	24- 28	RCR07G512JR
2A3Q2	23- 39	JAN2N1613	2A4R26	20- 21	RCR20G123JR	2A5R3	24- 28	RCR07G332JR
2A3Q3	23- 39	JAN2N1613	2A4R27	20- 47	RN68V100	2A5R3	24- 28	RCR07G272JR
2A3R1	23- 35	RCR07G391JR	2A4R3	20- 18	RCR07G433JR	2A5R4	24- 8	RCR07G512JR
2A3R11	23- 43	RN65D7873F	2A4R4	20- 31	RC42GF394J	2A5R5	24- 14	RCR07G153JR
2A3R12	23- 48	RC42GF222J	2A4R5	20- 31	RC42GF394J	2A5R6	24- 2	RCR07G331JR
2A3R14	23- 46	RC42GF152J	2A4R6	20- 31	RC42GF394J	2A5R7	24- 1	62PAR250
2A3R15	23- 30	62PAR10K	2A4R7	20- 31	RC42GF394J	2A5R7	24- 1	63X251T603
2A3R15	23- 30	63X103T603	2A4R8	20- 31	RC42GF394J	2A5R7	24- 1	62PAR100
2A3R16	23- 47	RC42GF223J	2A4S1	20- 56	8007543-1	2A5R7	24- 1	63X101T603
2A3R17	23- 31	RN60D2493F	2A4TB1	20- 61	40TB8	2A5R8	24- 5	RCR07G271JR
2A3R18	23- 32	RN55D1001F	2A4T1	20- 65	52782	2A5R9	24- 1	62PAR250
2A3R19	23- 20	RCR07G220JS	2A4VR1	20- 7	JAN1N3009B	2A5R9	24- 1	63X251T603
2A3R2	23- 36	RCR07G473JR	2A4VR1	20- 7	511862-1	2A5S1	24- 6	5PA062
2A3R3	23- 41	RCR07G222JR	2A4VR2	20- 7	JAN1N3009B	2A6	25- 7	8004659G1
2A3R4	23- 40	RCR07G273JR	2A4VR2	20- 7	511862-1	2A6C11	25- 14	CK60BX680M
2A3R5	23- 42	RCR07G123JR	2A4VR3	20- 7	JAN1N3009B	2A6C12	25- 14	CK60BX680M
2A3R6	23- 40	RCR07G273JR	2A4VR3	20- 7	511862-1	2A6FL1	25- 12	51-721-001
2A3R7	23- 41	RCR07G222JR	2A5	19- 19	8004227G1	2A6J1	25- 8	MRAC14SN
2A3R8	23- 38	RCR07G103JR	2A5CR1	24- 18	JAN1N914	2A6J2	25- 11	SM1SN
2A3R9	23- 37	RCR07G132JR	2A5CR4	24- 18	JAN1N914	2A6L1	25- 13	56-590-65-3B
2A3S1	23- 16	2AC6	2A5CR5	24- 18	JAN1N914	2A6L2	25- 13	56-590-65-3B
2A3TB1	23- 7	40TB8	2A5CR6	24- 18	JAN1N914	2A7	19- 16	8004230G1
2A3T1	23- 26	9226	2A5C1	24- 30	M39003-01-2289	2A7	19- 16	8004230G2
2A3VR1	23- 33	JAN1N3044B	2A5C2	24- 24	CK06BX103K	2A7C1	22- 82	8004731-1
2A3XK3	23- 21	TS103P01	2A5C3	24- 31	CK06BX104K	2A7C1	22- 82	193-0034-051
2A4	19- 14	8004233G1	2A5C4	24- 35	CK60AX471K	2A7C1	22- 82	8004731-2
2A4CR1	20- 15	C5590	2A5P1	24- 23	DBC25PF0	2A7C10	22-120	VK11CX471K
2A4CR2	20- 15	C5590	2A5P1	24- 23	DBU25PF0	2A7C10	22-120	CM05FD331J03
2A4CR3	20- 15	C5590	2A5P1	24- 23	234-25-11-100	2A7C10	22-132	VK11CX471K
2A4CR4	20- 15	C5590	2A5Q1	24- 9	JAN2N2222	2A7C10	22-132	CM05FD331J03
2A4C1	20- 57	CCD218	2A5Q2	24- 9	JAN2N2222	2A7C11	22-130	FA5C102W
2A4C1	20- 57	LK30-106YB	2A5Q3	24- 9	JAN2N2222	2A7C11	22-118	FA5C102W
2A4C3	20- 42	056HL260T450B	2A5Q4	24- 9	JAN2N2222	2A7C12	22-118	FA5C102W
2A4C3	20- 42	CE13C330R	2A5R10	24- 13	RCR07G684JR	2A7C12	22-119	EF12-1000GMV
2A4C4	20- 25	CP09A1KC104K3	2A5R11	24- 4	RCR07G332JR	2A7C12	22-131	EF12-1000GMV
2A4C5	20- 64	5054Y5R102PA	2A5R12	24- 29	RCR07G472JR	2A7C12	22-130	FA5C102W
2A4C6	20- 46	501187-1	2A5R13	24- 14	RCR07G153JR	2A7C13	22-144	8004783-1
2A4L1	20- 38	9115	2A5R14	24- 28	RCR07G392JR	2A7C15	22-165	507303-1
2A4P1	20- 59	MRAC14PJT	2A5R15	24- 11	RCR07G103JR	2A7C17	22-126	CM05FD121J03
2A4Q1	20- 11	2N4240	2A5R16	24- 26	RN60D3011F	2A7C18	22-126	CM05FD121J03
2A4R1	20- 17	RCR20G100JR	2A5R17	24- 26	RN55D2212F	2A7C19	22-126	CM05FD121J03
2A4R10	20- 30	RCR20G106JR	2A5R18	24- 20	RN60D4321F	2A7C2	22- 89	8004686-1
2A4R11	20- 29	RCR20G622JR	2A5R18	24- 19	RCR07G563JR	2A7C20	22-126	CM05FD121J03
2A4R12	20- 5	8006129-1	2A5R19	24- 15	RN55D7151F	2A7C21	22-140	8004790-1
2A4R12	20- 5	509428-1	2A5R2	24- 3	62PAR2500	2A7C22	22-126	CM05FD121J03
2A4R13	20- 26	RCR07G562JR	2A5R2	24- 3	63X252T603	2A7C3	22-106	501231-1
2A4R14	20- 27	RCR07G222JR	2A5R20	24- 17	RN55D9311F	2A7C3	22-113	CK60BX3R3K
2A4R15	20- 4	RW21V153	2A5R21	24- 16	RCR07G562JR	2A7C3	22-113	VY10CA3R3BE

REFERENCE DESIGNATION	FIGURE AND INDEX NUMBER	PART NUMBER	REFERENCE DESIGNATION	FIGURE AND INDEX NUMBER	PART NUMBER	REFERENCE DESIGNATION	FIGURE AND INDEX NUMBER	PART NUMBER
2A7C3	22-113	VY10CA3R3CE	2C23	25- 45	NFT3H6P1L10-10	2W4	19- 30	8006145G2
2A7C3	22-113	ATC100B3R3CMS	2C23	25- 45	104JX47492TA	2W4P1	19- 31	M39012-05-0001
2A7C3	22-134	CK60BX150K	2C23	25- 45	103P525A1	2W4P1	19- 31	M39012-05-0101
2A7C4	22-118	FA5C102W	2C24	25- 45	NFT3H6P1L10-10	2W4P2	19- 31	M39012-05-0001
2A7C4	22-130	FA5C102W	2C24	25- 45	104JX47492TA	2W4P2	19- 31	M39012-05-0101
2A7C5	22-114	CK60BX3R3K	2C24	25- 45	103P525A1	2W5	19- 34	8006150G1
2A7C5	22-114	VY10CA3R3BE	2C3	25- 17	FA5C102W	2W5P1	19- 36	MS3108R18-1P
2A7C5	22-114	VY10CA3R3CE	2C4	25- 17	FA5C102W	2W5P2	19- 35	MS3108R18-1S
2A7C5	22-125	CK60BX6R8K	2C5	25- 17	FA5C102W	2XDS1	25- 4	LH76-1
2A7C6	22-114	CK60BX3R3K	2C7	25- 17	FA5C102W	2XDS2	25- 4	LH76-1
2A7C6	22-114	VY10CA3R3BE	2C8	25- 17	FA5C102W	2XF1	25- 24	FHL17G2
2A7C6	22-114	VY10CA3R3CE	2C9	25- 17	FA5C102W	2XF2	25- 24	FHL17G2
2A7C6	22-125	CK60BX6R8K	2C9	25- 17	EF12-1000GMV	2XF3	25- 24	FHL17G2
2A7C7	22-125	CK60BX6R8K	2DS1	25- 6	NE51			
2A7DC1	22- 70	509146-13	2DS2	25- 6	NE51			
2A7DC1	22- 70	509146-23	2E2	25- 34	2102-06-03			
2A7E1	22-117	B2B470	2E3	25- 34	2102-06-03			
2A7E1	22-117	CG635L	2E4	25- 34	2102-06-03			
2A7E1	22-129	B2B470	2E5	25- 34	2102-06-03			
2A7E1	22-129	CG635L	2E6	25- 34	2102-06-03			
2A7FL1	22-168	51-721-001	2E7	25- 56	4875-1-0519			
2A7FL2	22- 50	505516-13	2E8	25- 38	4875-1-0519			
2A7FL2	22- 50	505516-23	2F1	25- 23	F02A250V2A			
2A7FL3	22- 52	8009560G1	2F1	25- 23	F02A250V1A			
2A7FL3J1	22- 62	KA71-02	2F2	25- 22	314015			
2A7FL3L1	22- 56	8009566-1	2F2	25- 22	314010			
2A7FL3Z1	22- 54	CK60BX6R8K	2F3	25- 21	314010			
2A7FL3Z2	22- 55	CK60BX100K	2J1	25- 43	8006084G1			
2A7FL3Z3	22- 57	CK60BX4R7K	2J3	25- 39	DEC9SF0			
2A7J1	22- 90	60T4000	2J3	25- 39	DEU9SF0			
2A7J2	22-148	RF03281	2J3	25- 39	233-09-11-100			
2A7L1	22-115	56-590-65-3B	2J4	25- 36	DBC25SF0			
2A7L1	22-127	56-590-65-3B	2J4	25- 36	DBU25SF0			
2A7L2	22-116	MS75008-22	2J4	25- 36	233-25-11-100			
2A7L2	22-128	MS75008-22	2J5	25- 40	MRAC14SJ			
2A7L3	22-116	MS75008-22	2J6	25- 36	DBC25SF0			
2A7P1	22- 76	MRAC14PN	2J6	25- 36	DBU25SF0			
2A7P10	22- 66	UG1465U	2J6	25- 36	233-25-11-100			
2A7P11	22- 66	UG1465U	2J7	25- 50	MS3102R18-1P			
2A7P2	22- 74	SM1PN	2J8	25- 53	KS99-27			
2A7P3	22- 72	KS59-34	2J9	25- 53	KS99-27			
2A7P4	22- 78	KS59-35	2M1	25- 7	2521-267848			
2A7P5	22- 77	KA51-03	2P1	25- 65	DEC9PF0			
2A7P5	22- 77	KA59-191	2P1	25- 65	DEU9PF0			
2A7P6	22- 71	M39012-01-0002	2P1	25- 65	234-09-11-100			
2A7P7	22-147	M39012-01-0005	2RT1	25- 19	KP42J3			
2A7P7	22-147	M39012-01-0002	2RT1	25- 19	509416-2			
2A7P8	22- 23	M39012-01-0005	2R1	25- 26	RCR07G562JR			
2A7P8	22- 23	M39012-01-0002	2R10	25- 44	RCR20G474JS			
2A7P9	22- 23	M39012-01-0005	2R9	25- 44	RCR20G474JS			
2A7P9	22- 23	M39012-01-0002	2S1	25- 25	MS35059-22			
2A7R1	22-133	RCR20G473JR	2S3	25- 25	MS35059-22			
2A7R2	22-124	RCR07G200JR	2S4	25- 25	MS35059-22			
2A7R3	22-124	RCR07G200JR	2W2	19- 20	8006147G3			
2A7R4	22-124	RCR07G200JR	2W2P1	19- 22	UP131M			
2A7R5	22-124	RCR07G200JR	2W2P1	19- 22	WC596/13-3			
2A7V1	22-108	DX393A	2W2P2	19- 26	7484			
2A7V1	22-108	8930	2W3	19- 26	8006145G1			
2A7XV1	22-122	SK610	2W3P1	19- 27	M39012-05-0001			
2A7XV1	22-136	SK600	2W3P1	19- 27	M39012-05-0101			
2B1	25- 66	500627-1	2W3P2	19- 27	M39012-05-0001			
2C1	25- 59	260P10456S4	2W3P2	19- 27	M39012-05-0101			

